

CITY OF CHICAGO

DOMESTIC VIOLENCE HELP LINE REPORT 2009

City of Chicago
Department of Family and Support Services
Division on Domestic Violence

Jennifer Welch, J.D.
Deputy Commissioner

Leslie Landis, J.D.
Director/Project Manager

Ebony M. Dill, Ph.D.
Coordinator of Research and Evaluation

Gwyn Roland, M.A.
Chicago Metropolitan Battered Women's Network
Director, Domestic Violence Help Line



City of Chicago
Richard M. Daley, Mayor

Chicago Department of Family and Support Services
Mary Ellen Caron, Ph.D.
Commissioner

City of Chicago
Domestic Violence
Help Line

1-877-TO-END-DV
1-877-863-6338

1-877-863-6339
(TTY))

CITY OF CHICAGO

DOMESTIC VIOLENCE HELP LINE REPORT:

2009 Victim Area Profiles

The City of Chicago Domestic Violence Help Line

The City of Chicago, Domestic Violence Help Line is a 24 hour-7 days a week, toll-free telephone service that functions as a clearinghouse to domestic violence services in Chicago and throughout Illinois. The service is confidential and multi-lingual.

The Domestic Violence Help Line was established in 1998 and is a service of the City of Chicago, Department of Family and Support Services, Division on Domestic Violence. It is staffed under a partnership agreement with the Chicago Metropolitan Battered Women's Network. Domestic violence advocates called VIRAs (Victim Information and Referral Advocates) provide callers with general domestic violence information, safety planning support, and referrals to domestic violence services that can include a 3-way telephone linkage with the Help Line advocate, the caller, and a domestic violence provider agency. Referrals can be made to over 400 agencies that provide domestic violence services in Chicago and Illinois. Shelter, counseling, legal advocacy, legal representation, children services, and abuser services are among the many service referrals that can be provided to callers.

Domestic Violence Help Line Report 2009

The Domestic Violence Help Line Report: Victim Area Profiles (2002 – 2006) historically described characteristics and service needs of Chicago area domestic violence victim calls taken by the City of Chicago's Domestic Violence Help Line. The 2007 and 2008 reports were expanded to include victim service calls in Illinois, in addition to the Chicago victim service calls. The 2009 report presently reflects all calls taken by the Help Line, in addition to Chicago and Illinois victim service calls. This 2009 report is organized to describe: 1) all calls received by the Help Line, 2) all victim service calls with or without a zip code, 3) Chicago only service calls where a zip code was provided, and 4) Illinois service calls where a zip code was provided. Data for the Help Line reports are retrieved annually and reflect a calendar year. The current reporting period is for January 1, 2009 – December 31, 2009. Information contained in this report is not intended to be an indicator of prevalence or incidents of domestic violence in Chicago or Illinois. It is for descriptive purposes only.

Data Source and Methods

The City of Chicago Help Line operates on multiple databases that allow VIRAs to record case specific information about a call, a victim, as well as search for domestic violence service provider programs in Chicago and Illinois. These databases are a unique and comprehensive data source for analyzing characteristics, referral source, and/or service needs of victims of domestic violence in Chicago and Illinois. Each database can be analyzed separately and/or linked to facilitate comprehensive analysis of the experiences of domestic violence victims. Descriptive analysis of this data is produced in an annual report - Domestic Violence Help Line Report: Victim Area Profiles. Additional analyses of the Help Line data has been reflected in conference presentations and previous publications of the Division of Domestic Violence. "Missing data" in survey research will occur when callers decline or are unable to respond to questions or when questions are omitted. As in other similar descriptive reports, missing data was excluded from this report.

Reports and Publications

Visit the Division of Domestic Violence website - www.cityofchicago.org/domesticviolence - to access the current Help Line Report as well as other reports, produced by the Division on Domestic Violence in the City of Chicago's Department of Family and Support Services.

Contents

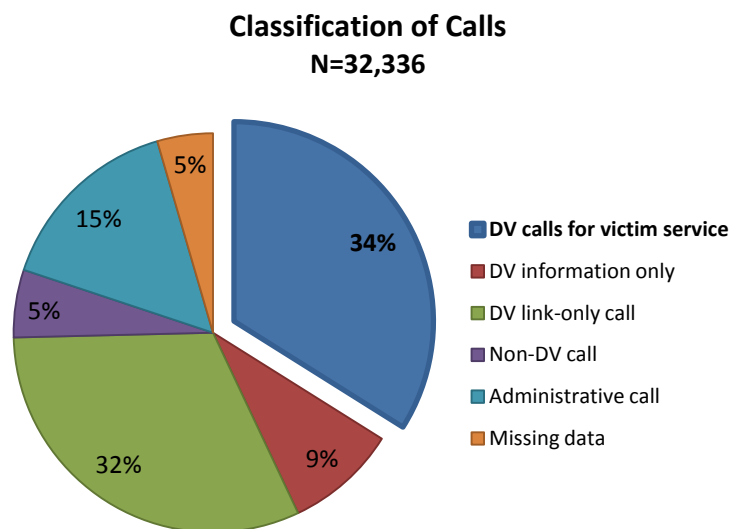
All Calls Description.....	1
Calls for Victim Services.....	1
Chicago Calls for Victim Services.....	4
Chicago Calls for Victim Services by Sector.....	9
Chicago Calls for Victim Services by Zip Code.....	13
Illinois Calls for Victim Services.....	28
Illinois Calls for Victim Services by Region.....	33
Glossary.....	40

Calls to the Domestic Violence Help Line have increased by an average of 9% since 2001. Between 2008 and 2009 calls increased 19%.

Domestic Violence Help Line: All Calls Description

All Calls Description

The Help Line received 32,336 calls for the time period of January 1, 2009 through December 31, 2009. Calls were classified as 1) calls for domestic violence (DV) victim services (34%), 2) calls for DV information only (9%), such as requests for DV materials, volunteer/internship opportunities, or cellular phone donations, 3) direct links to services for repeat DV calls (32%),¹ 4) non-DV related calls (5%), or 5) administrative calls (15%), such as hang-ups, wrong numbers, or transfers. Five percent (5%) of all calls received were missing information used to classify these calls.



The Help Line received most calls during the weekday (Monday – Friday) in the morning between the hours of 5 – 11 am and in the afternoon between the hours of 12 – 4 pm. Most calls were conducted in English (94%) followed by Spanish (5%) speaking callers. Less than half a percent of calls were taken in “other” languages that included Polish, Urdu, Hindi, Mandarin Chinese, other Chinese, Vietnamese, Russian, French, Tagalog, Japanese, Ukranian, Yugoslavian, Thai, Serbian, and Greek. Domestic Violence callers identified the police (44%), domestic violence and social service agencies (26%) and themselves (14%) as the referral source. Least often mentioned were work or school (1%), criminal or civil services

¹ A “link only” service is available to repeat victim callers. This service provides a direct connection to a previously identified agency.

(1%), and other information services (2%). This information was not required for the remaining link only, non DV related, or administrative calls to the Help Line.

DV Calls for Victim Services

One-third (34%) of all calls to the Domestic Violence Help Line were calls for domestic violence victim services (n=10,994). Calls for victim services could be placed by any caller seeking service referral/information on behalf of a victim. The following sections describe victims' characteristics, violence experience, service referral, and service needs for victim service calls where comprehensive victim information (n=9,650) was collected. This information is reported by victim location.

- 1) All calls (n=9,650) for victim service with or without a zip code,
- 2) Chicago (n=5,718) only calls for victim services where a zip code was provided, and
- 3) Illinois (n=8,162) calls for victim services where a zip code was provided.

All Calls for Victim Services

Of the 10,994 domestic violence calls for victim services, 88% included comprehensive victim information (n= 9,650). The majority of these calls were placed by victims (84%), followed by third party (12%) callers (e.g., family member, social worker, or employer) and unidentified (5%) callers. Victims were mostly female (92%), followed by male (7%) and two transgendered victims. Victims' ages ranged from 12 to 90 and the average age was 34. More than half of the victims were identified as Black (52%), followed by White (24%) and Hispanic (20%). Half (50%) of victims had children. Forty-seven percent (47%) of victims had dependent children 0-18 years of age and 20% had young children 0-5 years of age. Victims had between 1-9 dependent children (average 2) and 7% victims were pregnant at the time a call was made to the Help Line.

The majority of calls for victim services were conducted in English (94%). Six percent were conducted in Spanish and the remaining calls were taken in "other" languages including Polish; Urdu; Hindi; Mandarin Chinese; Russian; French; Japanese; Serbian; and Other. A VIRA, the language line, or a relay operator conducted 6% of calls in a language other than English.

Most victims experienced multiple forms of abuse, that is 75% of victims were both physically and emotionally abused, followed by physical, sexual, and emotional abuse together (14%). Less than 1% was sexually and emotionally abused together. Among reports of singular forms of abuse, 10% were emotionally abused only and less than 1% were only physically or sexually abused. Fifteen percent

(15%) of victims had an order of protection against their abuser at the time a call was placed to the Help Line.

Victims experienced violence primarily in intimate partner (90%) relationships, with 10% reporting family/household violence. Of the 90% of victims who experienced intimate partner violence (IPV),² abusers were identified as a cohabitating partner (37%), a spouse (29%), or an ex-spouse (24%). Female victims in IPV relationships were primarily abused by a male (91%); a smaller percentage was abused by another female (3%). Five percent (5%) of male victims were abused by a female and 1% was abused by another male. Of the victims of family/household violence (10%), a family member (89%), roommate (9%), or personal attendant (2%) was the abuser. A parent (31%), child (26%), or sibling (20%) was most often the family member abuser. Abusers were male (89%), between 11-87 years old with an average age of 36 years, and were identified as Black (57%) followed by White (22%) and Hispanic (18%).


The majority of victim service callers reported that the police (57%) referred them to the Help Line, followed by domestic violence/social service agencies (22%). Callers mostly (97%) requested one service (range 1-4). Shelter (41%) and legal support (23%) were the most frequent service requests.

² Intimate partner violence (IPV) was defined as violence occurring among those in the following intimate relationships: spouse, ex-spouse, cohabitating partner, dating partner, or child in common only. Family or household relationship violence was defined as occurring in non-intimate relationships such as those among family members, roommates, or personal attendants (e.g., caregiver).

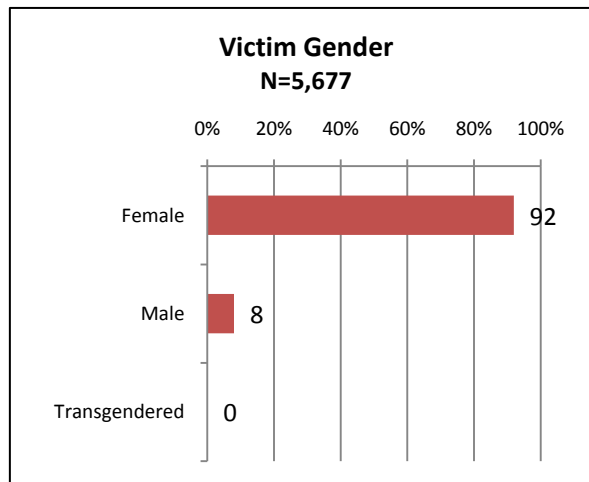
Calls for Victim Services

CHICAGO

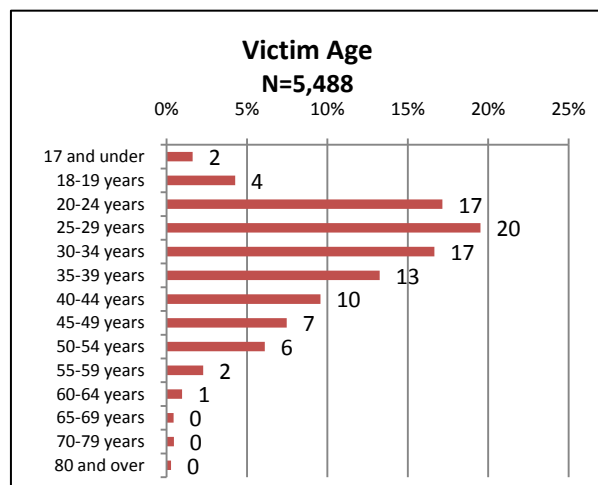
In 2009, 10,994 calls to the Domestic Violence Help Line were calls for domestic violence victim services. More than half of these calls (n=5,718) were Chicago callers identified by a zip code. This section of the report describes victim characteristics, violence experience, service referral, and service needs for Chicago victim service calls.



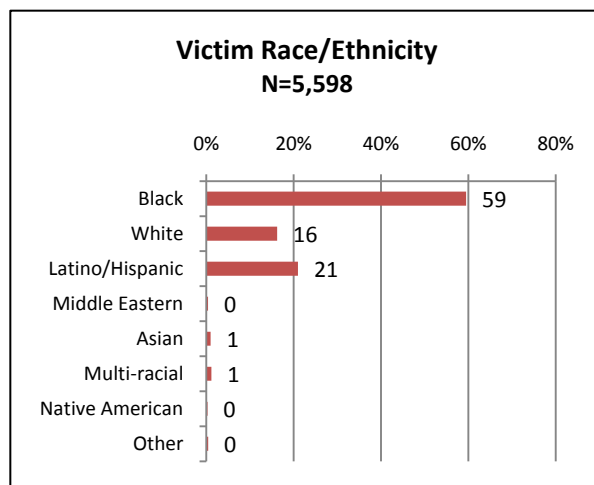
The majority of Chicago calls for victim services were placed by the victim (88%). Ten percent (10%) of calls were from third party callers, such as a family member, social worker, or an employer on behalf of a victim.



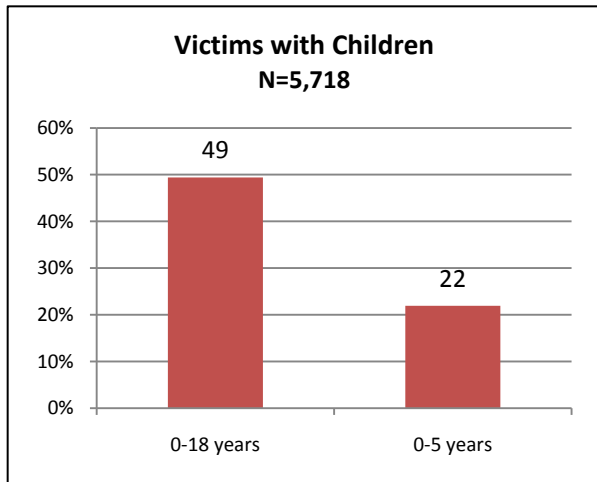
The majority of victims were female (92%). Eight percent (8%) of victims were male and one victim was transgendered.



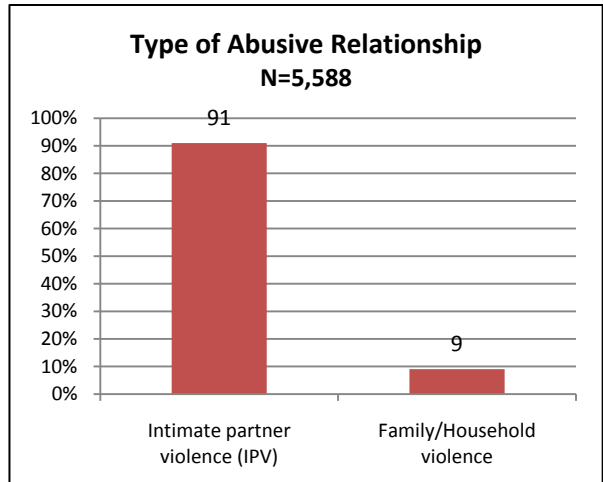
Victims' ages ranged from 12 to 90 and the average age was 34.



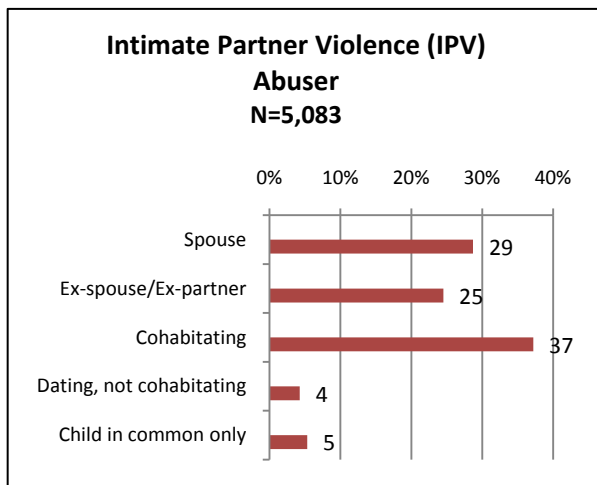
More than half of the victims were Black (59%), followed by Hispanic (21%) and White (16%).



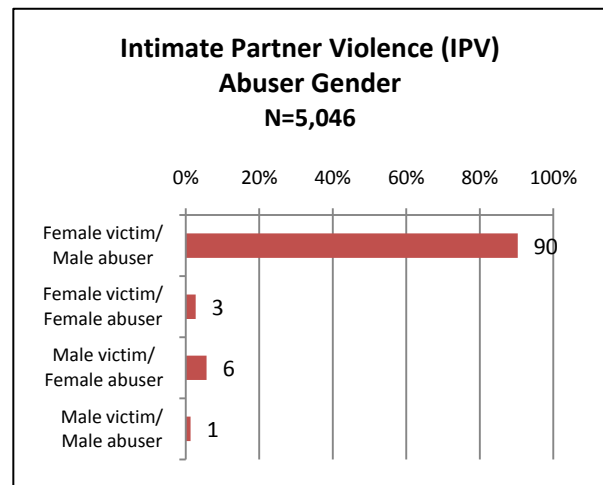
Over half (52%) of victims had children which could include an adult child. Forty-nine percent (49%) of victims had dependent children 0-18 years of age and 22% had young children 0-5 years of age. Victims had between 1-8 dependent children. The average number of children was 2. Six percent (6%) of victims were pregnant at the time a call was made to the Help Line.



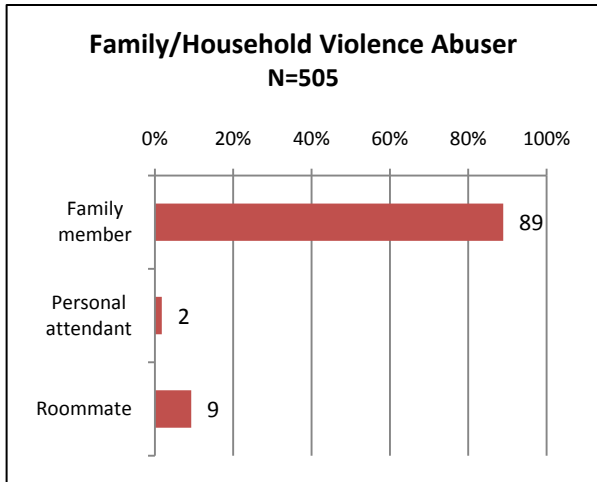
Victims were abused by an intimate partner (91%), followed by someone who was a family or household (9%) member.



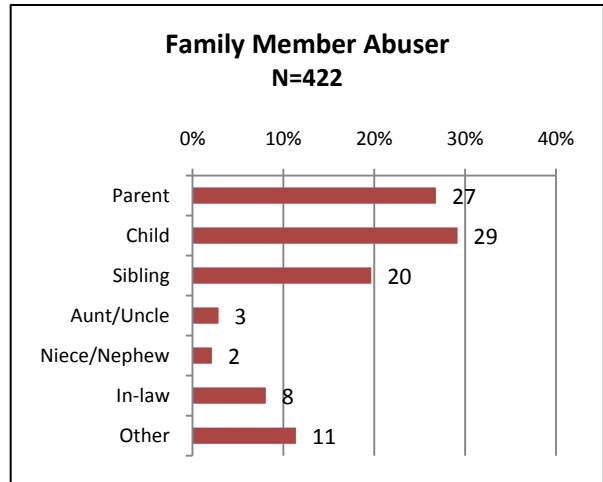
Of the 91% of IPV victims, abusers were mainly a cohabitating partner (37%), a spouse (29%), or an ex-spouse/partner (25%).



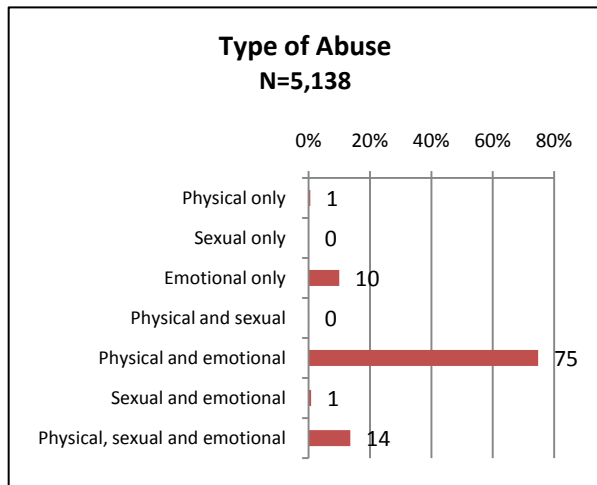
Female IPV victims were primarily abused by a male (90%) and 3% were abused by another female. Six percent (6%) of male victims were abused by a female and 1% was abused by another male.



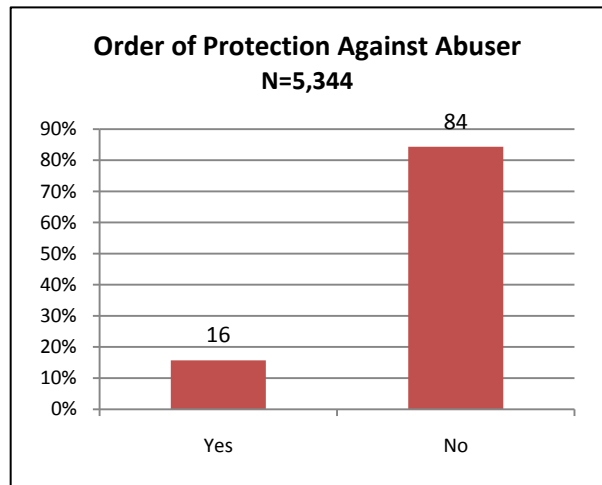
Of the 9% of victims of family/household violence, a family member (89%) was identified as the abuser.



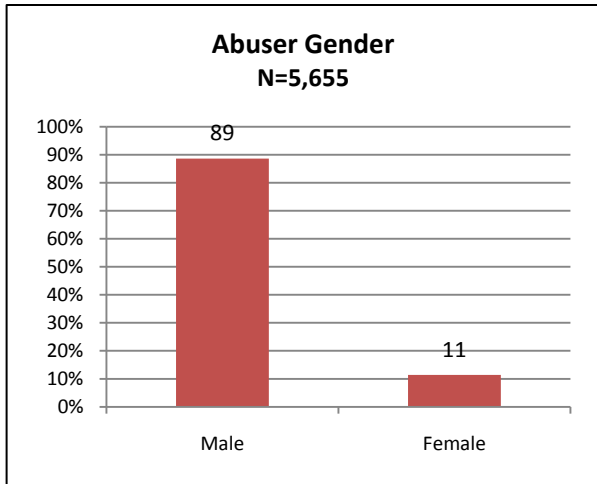
A child (29%), parent (27%), or sibling (20%) was most often the family member abuser.



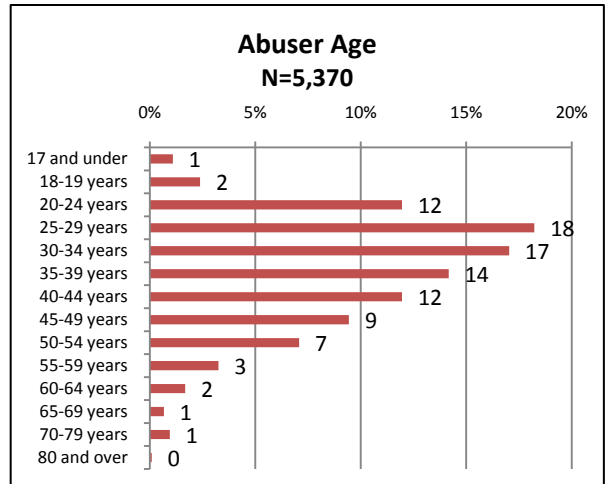
Victims experience singular and multiple forms of abuse. Ten percent (10%) were emotionally abused only, 75% experienced a combination of physical and emotional abuse, and 14% were victims of physical, sexual, and emotional abuse together.



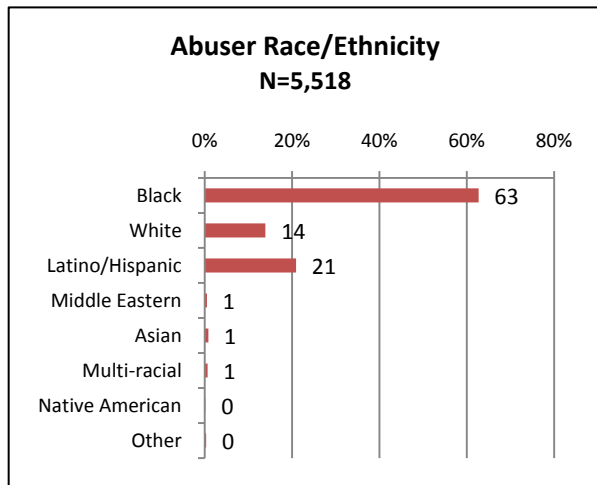
Sixteen percent (16%) of victims had an order of protection against their abuser at the time a call was placed to the Help Line.




Abusers were mostly male (89%).



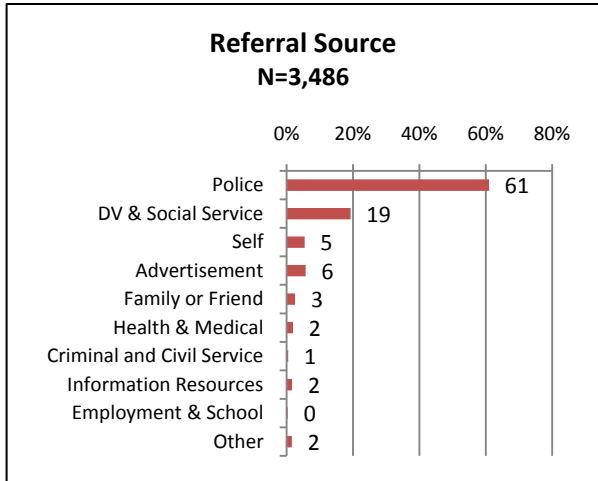
Abusers' ages range between 11-87 years old and the average age was 36.



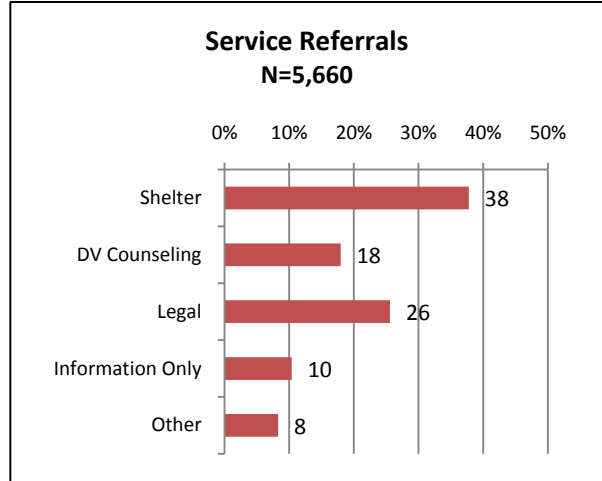
Nearly two-thirds of abusers were Black (63%), followed by Hispanic (21%) and White (14%).



The majority of victim service calls were conducted in English (94%). Less than 1% of other Chicago call languages included Polish, Mandarin Chinese, and Russian. The language line was used for 5% of service calls in a language other than English.



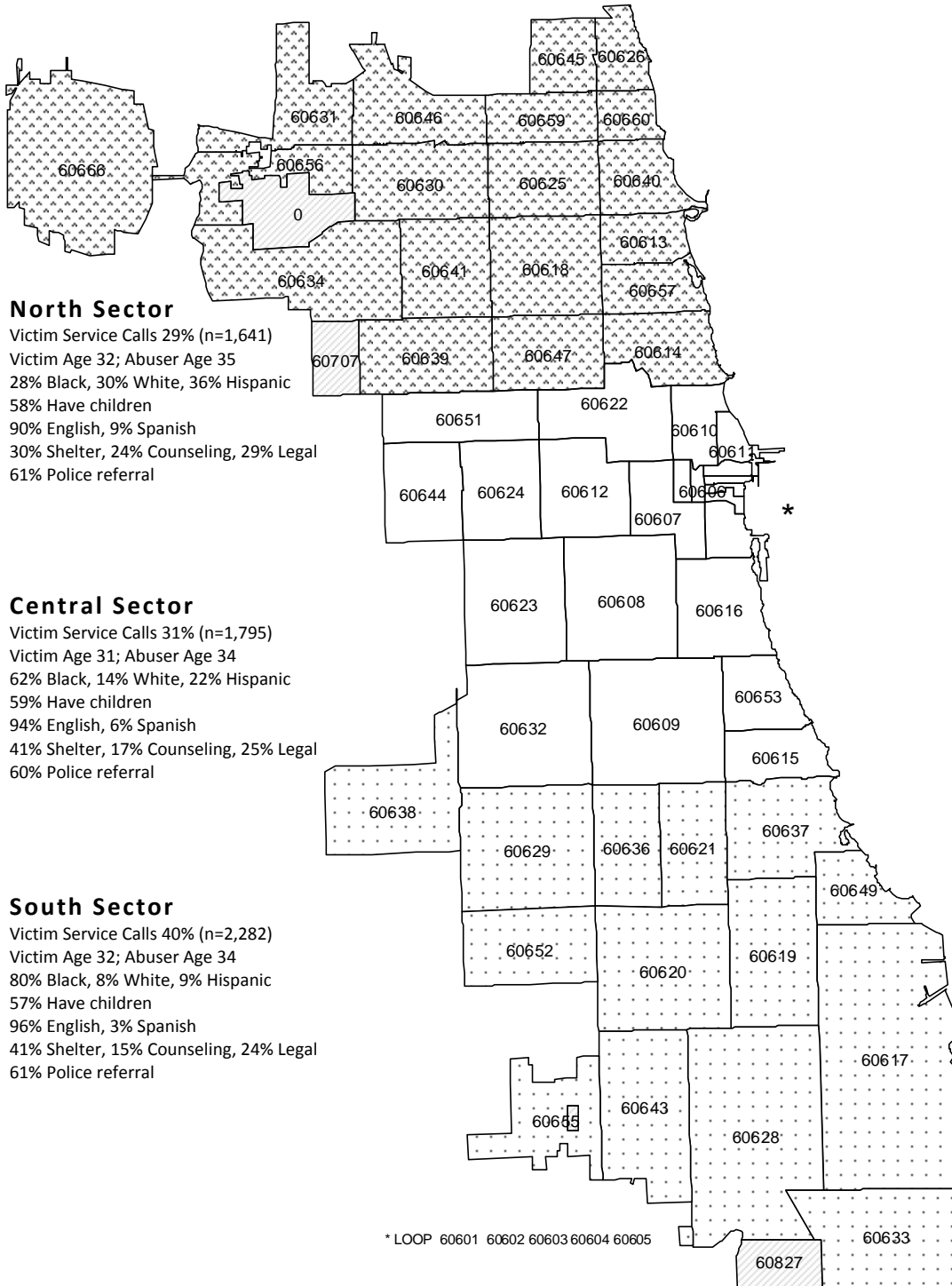
The majority of victim service callers reported that the police (61%) referred them to the Help Line, followed by domestic violence/social service agencies (19%).



Ninety percent (90%) of callers requested one service (range 1-4). Shelter (38%) and legal support (26%) were most frequently requested services.

Calls for Victim Services by SECTOR

This section of the report summarizes Chicago victim service calls (n=5,718) by sector.



**CHICAGO - NORTH SECTOR
VICTIM SERVICE CALLS N=1,641**

Victim			Abuser			Children				
Age (median)	32		Age (median)	35		No Children	786	48%		
19 and under	75	5%	19 and under	43	3%	Have Children	855	52%		
20 thru 24	233	15%	20 thru 24	146	10%	0-5 yrs	386	23%		
25 thru 29	327	21%	25 thru 29	294	19%	0-18 yrs	811	49%		
30 thru 34	280	18%	30 thru 34	263	17%	0-18 (range)	1-7			
35 thru 39	205	13%	35 thru 39	201	13%	0-18 (avg N)	2			
40 thru 44	150	10%	40 thru 44	194	13%	Call Language				
45 thru 49	126	8%	45 thru 49	155	10%	English	1482	90%		
50 thru 59	139	9%	50 thru 59	161	11%	Spanish	147	9%		
60 and over	29	2%	60 and over	57	4%	Other	12	2%		
Missing	77		Missing	127		Referred By				
Gender			Gender			Police			579	61%
Female	1477	91%	Female	187	12%	DV/Soc Service	177	19%		
Male	150	9%	Male	1433	88%	Advertisement	55	6%		
Transgender	-	-	Transgender	-	-	Family or Friend	28	3%		
Missing	14		Missing	21		Health	16	2%		
Race			Race			Self			45	5%
Black	443	28%	Black	505	32%	Info Resource	15	2%		
White	484	30%	White	433	28%	Criminal & Civil	9	1%		
Latino/Hispanic	577	36%	Latino/Hispanic	554	35%	Work & School	4	<1%		
Middle Eastern	16	1%	Middle Eastern	18	1%	Other	16	2%		
Asian	40	2%	Asian	26	2%	Missing	141			
Multi-racial	21	1%	Multi-racial	16	1%	Service Need				
Native American	12	<1%	Native American	8	1%	Shelter	490	30%		
Other	7	<1%	Other	4	<1%	Counseling	384	24%		
Missing	41		Missing	77		Legal	475	29%		
Relationship			Family/Blood Relationship			Information			162	10%
Spouse	533	33%	Parent	44	39%	Other	119	7%		
Cohabiting	478	30%	Child	35	31%	Missing	11			
Dating, not cohabiting	63	4%	Sibling	14	12%	<i>Link Only</i>	18	1%		
Ex-spouse/-partner	321	20%	Other	20	18%	Type of Abuse				
Child in common only	64	4%	Same Gender IPV Relationship			Physical & Emotional			1085	75%
Family	118	7%	Male	32	2%	Order of Protection				
Roommate/Attendant	19	1%	Female	39	3%	OOP against abuser			233	15%
Missing	45									

**CHICAGO - CENTRAL SECTOR
VICTIM SERVICE CALLS N=1,795**

Victim			Abuser			Children		
Age (median) = 31			Age (median)= 34			No Children		
19 and under	140	8%	19 and under	57	3%	832	46%	
20 thru 24	305	18%	20 thru 24	240	14%	963	54%	
25 thru 29	347	20%	25 thru 29	305	18%	0-5 yrs	435	24%
30 thru 34	281	16%	30 thru 34	284	17%	0-18 yrs	913	51%
35 thru 39	225	13%	35 thru 39	254	15%	0-18 (range)	1-8	
40 thru 44	149	9%	40 thru 44	201	12%	0-18 (avg N)	2	
45 thru 49	111	6%	45 thru 49	133	8%	Call Language		
50 thru 59	140	8%	50 thru 59	168	10%	English	1685	94%
60 and over	26	2%	60 and over	52	3%	Spanish	110	6%
Missing	71		Missing	101		Other	12	2%
Gender			Gender			Referred By		
Female	1648	92%	Female	181	10%	Police	657	60%
Male	135	8%	Male	1594	90%	DV/Soc Service	217	20%
Transgender	-	-	Transgender	-	-	Advertisement	60	5%
Missing	12		Missing	20		Family or Friend	28	2%
Race			Race			Health	25	2%
Black	1090	62%	Black	1127	65%	Self	64	6%
White	240	14%	White	195	11%	Info Resource	21	2%
Latino/Hispanic	392	22%	Latino/Hispanic	386	22%	Criminal & Civil	4	<1%
Middle Eastern	2	<1%	Middle Eastern	3	<1%	Work & School	5	1%
Asian	11	1%	Asian	16	1%	Other	18	2%
Multi-racial	20	1%	Multi-racial	9	<1%	Missing	141	
Native American	2	<1%	Native American	1	<1%	Service Need		
Other	4	<1%	Other	7	<1%	Shelter	719	41%
Missing	34		Missing	51		Counseling	304	17%
Relationship			Family/Blood Relationship			Legal	440	25%
Spouse	405	23%	Parent	21	20%	Information	159	9%
Cohabiting	611	35%	Child	24	23%	Other	148	8%
Dating, not cohabiting	80	5%	Sibling	26	25%	Missing	25	
Ex-spouse/-partner	414	24%	Other	32	31%	<i>Link Only</i>	38	2%
Child in common only	107	6%	Same Gender IPV Relationship			Type of Abuse		
Family	112	6%	Male	17	1%	Physical & Emotional	1171	72%
Roommate/Attendant	21	1%	Female	39	2%	Order of Protection		
Missing	45					OOP against abuser	179	17%

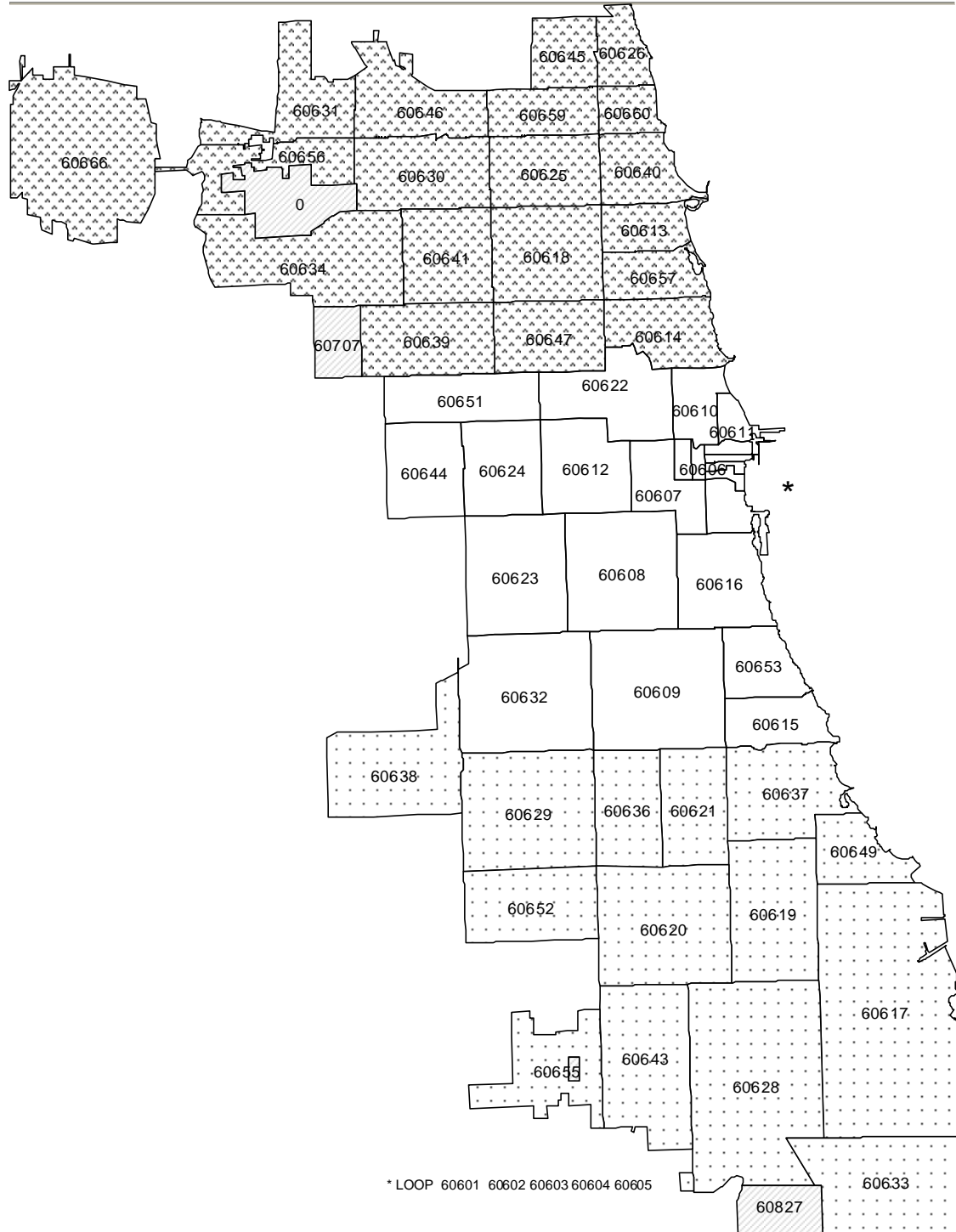
**CHICAGO - SOUTH SECTOR
VICTIM SERVICE CALLS N=2,282**

Victim			Abuser			Children		
Age (median)= 32			Age (median)=34			No Children		
19 and under	108	5%	19 and under	87	4%	Have Children	1170	51%
20 thru 24	403	18%	20 thru 24	256	12%	0-5 yrs	433	19%
25 thru 29	397	18%	25 thru 29	380	18%	0-18 yrs	1101	48%
30 thru 34	353	16%	30 thru 34	368	17%	0-18 (range)	1-7	
35 thru 39	197	14%	35 thru 39	306	14%	0-18 (avg N)	2	
40 thru 44	226	10%	40 thru 44	247	11%	Call Language		
45 thru 49	173	8%	45 thru 49	219	10%	English	2207	97%
50 thru 59	181	8%	50 thru 59	226	10%	Spanish	70	3%
60 and over	62	3%	60 and over	73	3%	Other	5	<1%
Missing	82		Missing	120		Referred By		
Gender			Gender			Police		
Female	2096	92%	Female	276	12%	DV/Soc Service	278	19%
Male	170	7%	Male	1984	88%	Advertisement	85	6%
Transgender	1	<1%	Transgender	-	-	Family or Friend	33	2%
Missing	15		Missing	22		Health	26	2%
Race			Race			Self		
Black	1797	80%	Black	1828	83%	Info Resource	22	1%
White	185	8%	White	139	6%	Criminal & Civil	5	<1%
Latino/Hispanic	206	9%	Latino/Hispanic	214	10%	Work & School	3	<1%
Middle Eastern	4	<1%	Middle Eastern	7	<1%	Other	21	1%
Asian	5	<1%	Asian	4	<1%	Missing	194	
Multi-racial	25	1%	Multi-racial	11	1%	Service Need		
Native American	2	<1%	Native American	-	-	Shelter	929	41%
Other	13	1%	Other	7	<1%	Counseling	329	15%
Missing	45		Missing	72		Legal	533	24%
Relationship			Family/Blood Relationship			Information		
Spouse	521	23%	Parent	48	23%	Other	202	9%
Cohabiting	802	36%	Child	64	31%	Missing	22	
Dating, not cohabiting	74	3%	Sibling	43	21%	<i>Link Only</i>	31	1%
Ex-spouse/-partner	511	23%	Other	51	25%	Type of Abuse		
Child in common only	99	4%	Same Gender IPV Relationship			Physical & Emotional		
Family	219	10%	Male	18	1%	1586		
Roommate/Attendant	16	1%	Female	58	3%	Order of Protection		
Missing	40					OOP against abuser		
						327		
						15%		

Calls for Victim Services by ZIP CODES

This section of the report summarizes Chicago victim service calls (n=5,718) by zip code.

(Demographic information based on Census 2000 data is also provided along with each zip code summary. See glossary/definitions for a complete list of Chicago area zip codes.)



60613		N=53	
VICTIM		ABUSER	
Age (Median)	33	Age (Median)	35
Sex: Female	46	Sex: Female	7
Male	5	Male	46
Race: Black	15	Race: Black	17
White	24	White	25
Latino	8	Latino	7
Other	5	Other	2
VICTIMS W/CHILDREN		RELATIONSHIP	
No Children	31	Spouse	16
Have Children	22	Cohabiting	18
0-5 yrs	13	Dating, not cohab	-
0-18 yrs	21	Ex-spouse/-partner	10
0-18 (range)	1-5	Other	9
0-18 (avg N)	1		
REFERRED BY		SERVICE NEED	
Police	17	Shelter	11
DV & Social Service	8	Counseling	15
Advertisement	3	Legal	17
Health	1	Info Only	7
Family or Friend	1	Other	3
Info. Resources	-		
Self	3		
Other	-		
LANGUAGE		Census 2000 Demographics	
English	49	Total Population	50,548
Spanish	4	Race: Hispanic/Latino	6,589
Polish	-	Not Hispanic/Latino	43,959
Other	-	Asian	2,849
		Black	4,227
		White	35,517
		Other	1,366
		HH Income Median	48,381
		Age Median	32.3

60614		N=53	
VICTIM		ABUSER	
Age (Median)	36	Age (Median)	37
Sex: Female	49	Sex: Female	4
Male	3	Male	47
Race: Black	12	Race: Black	14
White	29	White	25
Latino	6	Latino	9
Other	2	Other	-
VICTIMS W/CHILDREN		RELATIONSHIP	
No Children	31	Spouse	12
Have Children	22	Cohabiting	13
0-5 yrs	9	Dating, not cohab	5
0-18 yrs	19	Ex-spouse/-partner	17
0-18 (range)	1-3	Other	3
0-18 (avg N)	1		
REFERRED BY		SERVICE NEED	
Police	16	Shelter	12
DV & Social Service	7	Counseling	16
Advertisement	-	Legal	18
Health	-	Info Only	5
Family or Friend	1	Other	2
Info. Resources	-		
Self	-		
Other	1		
LANGUAGE		Census 2000 Demographics	
English	52	Total Population	65,474
Spanish	1	Race: Hispanic/Latino	3,554
Polish	-	Not Hispanic/Latino	61,920
Other	-	Asian	2,467
		Black	2,634
		White	55,721
		Other	1,098
		HH Income Median	68,324
		Age Median	31

60618		N=145	
VICTIM		ABUSER	
Age (Median)	30	Age (Median)	34
Sex: Female	125	Sex: Female	20
Male	18	Male	121
Race: Black	21	Race: Black	26
White	39	White	33
Latino	74	Latino	69
Other	5	Other	6
VICTIMS W/CHILDREN		RELATIONSHIP	
No Children	70	Spouse	50
Have Children	75	Cohabiting	45
0-5 yrs	35	Dating, not cohab	4
0-18 yrs	71	Ex-spouse/-partner	23
0-18 (range)	1-5	Other	20
0-18 (avg N)	2		
REFERRED BY		SERVICE NEED	
Police	55	Shelter	35
DV & Social Service	10	Counseling	31
Advertisement	5	Legal	48
Health	3	Info Only	18
Family or Friend	3	Other	12
Info. Resources	1		
Self	5		
Other	2		
LANGUAGE		Census 2000 Demographics	
English	124	Total Population	98,147
Spanish	21	Race: Hispanic/Latino	48,149
Polish	-	Not Hispanic/Latino	49,998
Other	-	Asian	4,910
		Black	2,527
		White	39,057
		Other	3,504
		HH Income Median	41,355
		Age Median	31.3

60625		N=129	
VICTIM		ABUSER	
Age (Median)	33	Age (Median)	38
Sex: Female	117	Sex: Female	18
Male	10	Male	110
Race: Black	27	Race: Black	32
White	39	White	32
Latino	48	Latino	48
Other	11	Other	11
VICTIMS W/CHILDREN		RELATIONSHIP	
No Children	56	Spouse	49
Have Children	73	Cohabiting	36
0-5 yrs	29	Dating, not cohab	4
0-18 yrs	68	Ex-spouse/-partner	23
0-18 (range)	1-5	Other	11
0-18 (avg N)	2		
REFERRED BY		SERVICE NEED	
Police	48	Shelter	29
DV & Social Service	11	Counseling	34
Advertisement	4	Legal	39
Health	-	Info Only	19
Family or Friend	2	Other	8
Info. Resources	2		
Self	5		
Other	-		
LANGUAGE		Census 2000 Demographics	
English	107	Total Population	91,351
Spanish	22	Race: Hispanic/Latino	34,385
Polish	-	Not Hispanic/Latino	56,966
Other	-	Asian	15,587
		Black	3,172
		White	33,846
		Other	4,361
		HH Income Median	40,083
		Age Median	31

60626		N=148			
VICTIM		ABUSER		VICTIMS W/CHILDREN	
Age (Median)	34	Age (Median)	35	No Children	78
Sex: Female	136	Sex: Female	16	Have Children	70
Male	12	Male	131	0-5 yrs	20
Race: Black	87	Race: Black	100	0-18 yrs	66
White	28	White	22	0-18 (range)	1-6
Latino	20	Latino	16	0-18 (avg N)	2
Other	9	Other	5		
REFERRED BY		SERVICE NEED		RELATIONSHIP	
Police	52	Shelter	71	Spouse	31
DV & Social Service	24	Counseling	19	Cohabiting	65
Advertisement	9	Legal	28	Dating, not cohab	7
Health	3	Info Only	17	Ex-spouse/partner	29
Family or Friend	3	Other	12	Other	13
Info. Resources	3				
Self	4				
Other	1				
LANGUAGE		Census 2000		Demographics	
English	139	Total Population	59,251		
Spanish	8	Race: Hispanic/Latino	16,002		
Polish	-	Not Hispanic/Latino	43,249		
Other	1	Asian	4,607		
		Black	16,899		
		White	19,128		
		Other	2,615		
		HH Income Median	31,318	Age Median	30.3

60631		N=15			
VICTIM		ABUSER		VICTIMS W/CHILDREN	
Age (Median)	43	Age (Median)	46	No Children	12
Sex: Female	12	Sex: Female	3	Have Children	3
Male	3	Male	12	0-5 yrs	1
Race: Black	-	Race: Black	-	0-18 yrs	3
White	13	White	13	0-18 (range)	1-2
Latino	1	Latino	2	0-18 (avg N)	1
Other	1	Other	-		
REFERRED BY		SERVICE NEED		RELATIONSHIP	
Police	5	Shelter	4	Spouse	2
DV & Social Service	1	Counseling	2	Cohabiting	4
Advertisement	-	Legal	6	Dating, not cohab	3
Health	-	Info Only	-	Ex-spouse/partner	2
Family or Friend	1	Other	3	Other	4
Info. Resources	-				
Self	1				
Other	-				
LANGUAGE		Census 2000		Demographics	
English	15	Total Population	28,832		
Spanish	-	Race: Hispanic/Latino	1,501		
Polish	-	Not Hispanic/Latino	27,331		
Other	-	Asian	629		
		Black	297		
		White	26,146		
		Other	259		
		HH Income Median	55,316	Age Median	42.8

60630		N=59			
VICTIM		ABUSER		VICTIMS W/CHILDREN	
Age (Median)	37	Age (Median)	40	No Children	33
Sex: Female	57	Sex: Female	6	Have Children	26
Male	2	Male	52	0-5 yrs	12
Race: Black	6	Race: Black	8	0-18 yrs	24
White	34	White	32	0-18 (range)	1-5
Latino	14	Latino	14	0-18 (avg N)	1
Other	4	Other	16		
REFERRED BY		SERVICE NEED		RELATIONSHIP	
Police	26	Shelter	12	Spouse	24
DV & Social Service	4	Counseling	22	Cohabiting	6
Advertisement	6	Legal	23	Dating, not cohab	2
Health	-	Info Only	-	Ex-spouse/partner	13
Family or Friend	1	Other	2	Other	13
Info. Resources	1				
Self	1				
Other	1				
LANGUAGE		Census 2000		Demographics	
English	57	Total Population	54,781		
Spanish	-	Race: Hispanic/Latino	8,984		
Polish	2	Not Hispanic/Latino	45,797		
Other	-	Asian	4,038		
		Black	249		
		White	39,943		
		Other	1,567		
		HH Income Median	47,905	Age Median	38.2

60634		N=86			
VICTIM		ABUSER		VICTIMS W/CHILDREN	
Age (Median)	31	Age (Median)	33	No Children	40
Sex: Female	75	Sex: Female	10	Have Children	46
Male	9	Male	74	0-5 yrs	21
Race: Black	7	Race: Black	8	0-18 yrs	44
White	39	White	39	0-18 (range)	1-5
Latino	36	Latino	33	0-18 (avg N)	2
Other	3	Other	2		
REFERRED BY		SERVICE NEED		RELATIONSHIP	
Police	24	Shelter	16	Spouse	39
DV & Social Service	8	Counseling	20	Cohabiting	6
Advertisement	3	Legal	31	Dating, not cohab	13
Health	2	Info Only	14	Ex-spouse/partner	14
Family or Friend	1	Other	5	Other	11
Info. Resources	2				
Self	-				
Other	2				
LANGUAGE		Census 2000		Demographics	
English	76	Total Population	74,164		
Spanish	6	Race: Hispanic/Latino	14,506		
Polish	3	Not Hispanic/Latino	59,658		
Other	1	Asian	2,763		
		Black	446		
		White	54,764		
		Other	1,685		
		HH Income Median	50,042	Age Median	38.3

60639		N=185	
VICTIM		ABUSER	
Age (Median)	28	Age (Median)	31
Sex: Female	171	Sex: Female	15
Male	14	Male	170
Race: Black	51	Race: Black	51
White	15	White	11
Latino	118	Latino	115
Other	-	Other	3
VICTIMS W/CHILDREN		SERVICE NEED	
No Children	62	Shelter	53
Have Children	123	Counseling	48
0-5 yrs	60	Legal	56
0-18 yrs	118	Info Only	15
0-18 (range)	1-5	Other	12
0-18 (avg N)	2	RELATIONSHIP	
REFERRED BY		Spouse	64
Police	60	Cohabiting	52
DV & Social Service	14	Dating, not cohab	8
Advertisement	8	Ex-spouse/partner	40
Health	-	Other	17
Family or Friend	4	Census 2000 Demographics	
Info. Resources	-	Total Population	92,951
Self	5	Race: Hispanic/Latino	61,700
Other	2	Not Hispanic/Latino	31,251
LANGUAGE		Asian	1,219
English	151	Black	16,023
Spanish	33	White	12,956
Polish	1	Other	1,053
Other	-	HH Income Median	40,165
		Age Median	27.6

60641		N=116	
VICTIM		ABUSER	
Age (Median)	33	Age (Median)	34
Sex: Female	102	Sex: Female	18
Male	13	Male	98
Race: Black	12	Race: Black	17
White	37	White	29
Latino	64	Latino	66
Other	2	Other	3
VICTIMS W/CHILDREN		SERVICE NEED	
No Children	40	Shelter	27
Have Children	76	Counseling	28
0-5 yrs	32	Legal	36
0-18 yrs	72	Info Only	16
0-18 (range)	1-7	Other	8
0-18 (avg N)	2	RELATIONSHIP	
REFERRED BY		Spouse	42
Police	44	Cohabiting	33
DV & Social Service	14	Dating, not cohab	1
Advertisement	1	Ex-spouse/partner	23
Health	-	Other	15
Family or Friend	2	Census 2000 Demographics	
Info. Resources	1	Total Population	73,824
Self	3	Race: Hispanic/Latino	28,643
Other	1	Not Hispanic/Latino	45,181
LANGUAGE		Asian	2,830
English	106	Black	788
Spanish	9	White	39,190
Polish	1	Other	2,373
Other	-	HH Income Median	42,182
		Age Median	33.8

60640		N=149	
VICTIM		ABUSER	
Age (Median)	35	Age (Median)	37
Sex: Female	132	Sex: Female	21
Male	17	Male	127
Race: Black	43	Race: Black	47
White	53	White	43
Latino	35	Latino	40
Other	13	Other	8
VICTIMS W/CHILDREN		SERVICE NEED	
No Children	86	Shelter	48
Have Children	63	Counseling	34
0-5 yrs	31	Legal	41
0-18 yrs	61	Info Only	14
0-18 (range)	1-5	Other	12
0-18 (avg N)	1	RELATIONSHIP	
REFERRED BY		Spouse	54
Police	51	Cohabiting	36
DV & Social Service	21	Dating, not cohab	6
Advertisement	6	Ex-spouse/partner	34
Health	1	Other	12
Family or Friend	1	Census 2000 Demographics	
Info. Resources	-	Total Population	74,030
Self	2	Race: Hispanic/Latino	15,792
Other	6	Not Hispanic/Latino	58,238
LANGUAGE		Asian	9,881
English	137	Black	14,094
Spanish	12	White	31,529
Polish	-	Other	2,734
Other	-	HH Income Median	32,466
		Age Median	34.6

60645		N=93	
VICTIM		ABUSER	
Age (Median)	29	Age (Median)	30
Sex: Female	85	Sex: Female	7
Male	7	Male	85
Race: Black	46	Race: Black	51
White	15	White	15
Latino	22	Latino	15
Other	8	Other	6
VICTIMS W/CHILDREN		SERVICE NEED	
No Children	37	Shelter	43
Have Children	56	Counseling	21
0-5 yrs	24	Legal	20
0-18 yrs	53	Info Only	2
0-18 (range)	1-4	Other	6
0-18 (avg N)	2	RELATIONSHIP	
REFERRED BY		Spouse	25
Police	27	Cohabiting	33
DV & Social Service	11	Dating, not cohab	3
Advertisement	-	Ex-spouse/partner	16
Health	2	Other	13
Family or Friend	3	Census 2000 Demographics	
Info. Resources	1	Total Population	44,197
Self	4	Race: Hispanic/Latino	7,223
Other	3	Not Hispanic/Latino	36,974
LANGUAGE		Asian	6,877
English		Black	4,658
Spanish		White	23,197
Polish		Other	2,242
Other		HH Income Median	41,438
		Age Median	35.4

60646		N=25	
VICTIM		ABUSER	
Age (Median)	29	Age (Median)	43
Sex: Female	22	Sex: Female	2
Male	3	Male	21
Race: Black	3	Race: Black	1
White	11	White	13
Latino	7	Latino	4
Other	3	Other	4
REFERRED BY		SERVICE NEED	
Police	13	Shelter	4
DV & Social Service	1	Counseling	8
Advertisement	1	Legal	5
Health	-	Info Only	3
Family or Friend	-	Other	4
Info. Resources	-		
Self	1		
Other	-		
LANGUAGE		RELATIONSHIP	
English	22	Spouse	13
Spanish	2	Cohabiting	4
Polish	1	Dating, not cohab	-
Other	-	Ex-spouse/partner	2
		Other	2
		Census 2000 Demographics	
		Total Population	27,016
		Race: Hispanic/Latino	1,783
		Not Hispanic/Latino	25,233
		Asian	1,695
		Black	88
		White	23,030
		Other	420
		HH Income Median	58,232
		Age Median	42.3

60647		N=182	
VICTIM		ABUSER	
Age (Median)	29	Age (Median)	30
Sex: Female	166	Sex: Female	21
Male	13	Male	159
Race: Black	49	Race: Black	59
White	30	White	26
Latino	94	Latino	85
Other	5	Other	5
REFERRED BY		SERVICE NEED	
Police	69	Shelter	57
DV & Social Service	15	Counseling	36
Advertisement	5	Legal	59
Health	4	Info Only	11
Family or Friend	2	Other	18
Info. Resources	1		
Self	8		
Other	2		
LANGUAGE		RELATIONSHIP	
English	163	Spouse	60
Spanish	19	Cohabiting	47
Polish	-	Dating, not cohab	10
Other	-	Ex-spouse/partner	33
		Other	29
		Census 2000 Demographics	
		Total Population	98,769
		Race: Hispanic/Latino	66,874
		Not Hispanic/Latino	31,895
		Asian	1,225
		Black	5,823
		White	22,813
		Other	2,034
		HH Income Median	35,283
		Age Median	28.5

60656		N=35	
VICTIM		ABUSER	
Age (Median)	50	Age (Median)	46
Sex: Female	35	Sex: Female	1
Male	-	Male	34
Race: Black	5	Race: Black	6
White	21	White	22
Latino	3	Latino	4
Other	4	Other	2
REFERRED BY		SERVICE NEED	
Police	12	Shelter	10
DV & Social Service	6	Counseling	8
Advertisement	-	Legal	10
Health	-	Info Only	4
Family or Friend	-	Other	2
Info. Resources	-		
Self	2		
Other	1		
LANGUAGE		RELATIONSHIP	
English	33	Spouse	15
Spanish	-	Cohabiting	7
Polish	2	Dating, not cohab	-
Other	-	Ex-spouse/partner	8
		Other	-
		Census 2000 Demographics	
		Total Population	27,129
		Race: Hispanic/Latino	1,783
		Not Hispanic/Latino	25,346
		Asian	1,503
		Black	295
		White	23,059
		Other	489
		HH Income Median	47,512
		Age Median	40.6

60657		N=31	
VICTIM		ABUSER	
Age (Median)	35	Age (Median)	40
Sex: Female	27	Sex: Female	4
Male	4	Male	26
Race: Black	3	Race: Black	3
White	17	White	17
Latino	6	Latino	6
Other	4	Other	3
REFERRED BY		SERVICE NEED	
Police	9	Shelter	11
DV & Social Service	5	Counseling	8
Advertisement	1	Legal	10
Health	-	Info Only	1
Family or Friend	5	Other	1
Info. Resources	-		
Self	-		
Other	2		
LANGUAGE		RELATIONSHIP	
English	31	Spouse	12
Spanish	-	Cohabiting	9
Polish	-	Dating, not cohab	1
Other	-	Ex-spouse/partner	5
		Other	3
		Census 2000 Demographics	
		Total Population	66,789
		Race: Hispanic/Latino	5,291
		Not Hispanic/Latino	61,498
		Asian	3,348
		Black	2,228
		White	54,723
		Other	1,199
		HH Income Median	55,647
		Age Median	30.9

60659		N=76	
VICTIM		ABUSER	
Age (Median)	35	Age (Median)	40
Sex: Female	68	Sex: Female	6
Male	8	Male	69
Race: Black	34	Race: Black	37
White	19	White	18
Latino	11	Latino	136
Other	11	Other	
REFERRED BY		SERVICE NEED	
Police	33	Shelter	28
DV & Social Service	9	Counseling	17
Advertisement	1	Legal	15
Health	-	Info Only	10
Family or Friend	-	Other	3
Info. Resources	2		
Self	1		
Other	2		
LANGUAGE		RELATIONSHIP	
English	75	Spouse	21
Spanish	1	Cohabiting	25
Polish	-	Dating, not cohab	2
Other	-	Ex-spouse/partner	16
		Other	10
		Census 2000 Demographics	
		Total Population	39,155
		Race: Hispanic/Latino	6,322
		Not Hispanic/Latino	32,833
		Asian	10,681
		Black	1,961
		White	17,834
		Other	2,357
		HH Income Median	45,064
		Age Median	33.9

60660		N=61	
VICTIM		ABUSER	
Age (Median)	30	Age (Median)	33
Sex: Female	52	Sex: Female	8
Male	9	Male	51
Race: Black	22	Race: Black	28
White	21	White	18
Latino	10	Latino	8
Other	6	Other	4
REFERRED BY		SERVICE NEED	
Police	18	Shelter	19
DV & Social Service	8	Counseling	17
Advertisement	2	Legal	13
Health	-	Info Only	6
Family or Friend	1	Other	6
Info. Resources	-		
Self	-		
Other	4		
LANGUAGE		RELATIONSHIP	
English	58	Spouse	17
Spanish	3	Cohabiting	19
Polish	-	Dating, not cohab	1
Other	-	Ex-spouse/partner	15
		Other	9
		Census 2000 Demographics	
		Total Population	47,726
		Race: Hispanic/Latino	9,906
		Not Hispanic/Latino	37,820
		Asian	5,897
		Black	8,326
		White	21,535
		Other	2,062
		HH Income Median	34,293
		Age Median	33.9

LOOP (60601-05)		N=65	
VICTIM		ABUSER	
Age (Median)	33	Age (Median)	36
Sex: Female	58	Sex: Female	7
Male	7	Male	58
Race: Black	29	Race: Black	29
White	24	White	24
Latino	7	Latino	4
Other	4	Other	5
VICTIMS W/CHILDREN		RELATIONSHIP	
No Children	37	Spouse	21
Have Children	28	Cohabiting	18
0-5 yrs	9	Dating, not cohab	5
0-18 yrs	26	Ex-spouse/partner	12
0-18 (range)	1-6	Other	9
0-18 (avg N)	2		
REFERRED BY		Demographics	
Police	21	Total Population 60601-05	18,540
DV & Social Service	9	Race: Hispanic/Latino	980
Advertisement	5	Not Hispanic/Latino	17,560
Health	1	Asian	1,635
Family or Friend	-	Black	4,560
Info. Resources	-	White	10,908
Self	2	Other	457
Other	3	HH Income Median 50,068	Age Median 37.1
LANGUAGE		Demographics	
English	62	Total Population 60606 60607	1,682 15,552
Spanish	3	Race: Hispanic/Latino	129 1,256
Polish	-	Not Hispanic/Latino	1,553 14,296
Other	-	Asian	284 2,086
		Black	95 5,114
		White	1,159 6,724
		Other	15 372
		HH Income Median 100,377; 40,972	Age Median 34.9; 30.8

60606 & 60607		N=38	
VICTIM		ABUSER	
Age (Median)	33	Age (Median)	35
Sex: Female	35	Sex: Female	4
Male	3	Male	33
Race: Black		Race: Black	23
White	22	White	10
Latino	13	Latino	3
Other	3	Other	2
VICTIMS W/CHILDREN		RELATIONSHIP	
No Children	25	Spouse	8
Have Children	13	Cohabiting	7
0-5 yrs	8	Dating, not cohab	3
0-18 yrs	12	Ex-spouse/partner	11
0-18 (range)	1-5	Other	7
0-18 (avg N)	2		
REFERRED BY		Demographics	
Police	13	Total Population 60601-05	18,540
DV & Social Service	4	Race: Hispanic/Latino	980
Advertisement	-	Not Hispanic/Latino	17,560
Health	1	Asian	1,635
Family or Friend	1	Black	4,560
Info. Resources	-	White	10,908
Self	2	Other	457
Other	-	HH Income Median 50,068	Age Median 37.1
LANGUAGE		Demographics	
English	38	Total Population 60606 60607	1,682 15,552
Spanish	-	Race: Hispanic/Latino	129 1,256
Polish	-	Not Hispanic/Latino	1,553 14,296
Other	-	Asian	284 2,086
		Black	95 5,114
		White	1,159 6,724
		Other	15 372
		HH Income Median 100,377; 40,972	Age Median 34.9; 30.8

60608		N=93	
VICTIM		ABUSER	
Age (Median)	32	Age (Median)	34
Sex: Female	86	Sex: Female	10
Male	6	Male	82
Race: Black	25	Race: Black	28
White	14	White	11
Latino	46	Latino	47
Other	4	Other	3
VICTIMS W/CHILDREN		RELATIONSHIP	
No Children	42	Spouse	25
Have Children	51	Cohabiting	31
0-5 yrs	29	Dating, not cohab	3
0-18 yrs	50	Ex-spouse/partner	18
0-18 (range)	1-6	Other	15
0-18 (avg N)	2		
REFERRED BY		Demographics	
Police	35	Total Population 60601-05	18,540
DV & Social Service	7	Race: Hispanic/Latino	980
Advertisement	3	Not Hispanic/Latino	17,560
Health	1	Asian	1,635
Family or Friend	1	Black	4,560
Info. Resources	-	White	10,908
Self	-	Other	457
Other	2	HH Income Median 28,026	Age Median 27.2
LANGUAGE		Demographics	
English	82	Total Population 60606 60607	1,682 15,552
Spanish	11	Race: Hispanic/Latino	129 1,256
Polish	-	Not Hispanic/Latino	1,553 14,296
Other	-	Asian	284 2,086
		Black	95 5,114
		White	1,159 6,724
		Other	15 372
		HH Income Median 100,377; 40,972	Age Median 34.9; 30.8

60609		N=146	
VICTIM		ABUSER	
Age (Median)	28	Age (Median)	32
Sex: Female	135	Sex: Female	8
Male	9	Male	136
Race: Black	78	Race: Black	83
White	20	White	13
Latino	44	Latino	44
Other	2	Other	2
VICTIMS W/CHILDREN		RELATIONSHIP	
No Children	56	Spouse	42
Have Children	90	Cohabiting	40
0-5 yrs	32	Dating, not cohab	6
0-18 yrs	83	Ex-spouse/partner	34
0-18 (range)	1-7	Other	20
0-18 (avg N)	2		
REFERRED BY		Demographics	
Police	47	Total Population 60601-05	18,540
DV & Social Service	19	Race: Hispanic/Latino	980
Advertisement	4	Not Hispanic/Latino	17,560
Health	1	Asian	1,635
Family or Friend	2	Black	4,560
Info. Resources	-	White	10,908
Self	5	Other	457
Other	4	HH Income Median 28,026	Age Median 27.2
LANGUAGE		Demographics	
English	133	Total Population 60606 60607	1,682 15,552
Spanish	13	Race: Hispanic/Latino	129 1,256
Polish	-	Not Hispanic/Latino	1,553 14,296
Other	-	Asian	284 2,086
		Black	95 5,114
		White	1,159 6,724
		Other	15 372
		HH Income Median 100,377; 40,972	Age Median 34.9; 30.8

60610		N=56	
VICTIM		ABUSER	
Age (Median)	32	Age (Median)	40
Sex: Female	53	Sex: Female	4
Male	2	Male	52
Race: Black	32	Race: Black	32
White	20	White	18
Latino	1	Latino	2
Other	2	Other	-
VICTIMS W/CHILDREN		RELATIONSHIP	
No Children	37	Spouse	14
Have Children	19	Cohabiting	17
0-5 yrs	10	Dating, not cohab	2
0-18 yrs	19	Ex-spouse/partner	16
0-18 (range)	1-4	Other	6
0-18 (avg N)	1		
REFERRED BY		Demographics	
Police	18	Total Population	47,513
DV & Social Service	4	Race: Hispanic/Latino	1,871
Advertisement	2	Not Hispanic/Latino	45,642
Health	-	Asian	2,036
Family or Friend	-	Black	12,756
Info. Resources	1	White	30,030
Self	4	Other	820
Other	-	HH Income Median	51,294
LANGUAGE		Age Median	
English	56	34	
Spanish	-		
Polish	-		
Other	-		

60611		N=13	
VICTIM		ABUSER	
Age (Median)	35	Age (Median)	38
Sex: Female	10	Sex: Female	4
Male	3	Male	9
Race: Black	3	Race: Black	3
White	10	White	9
Latino	-	Latino	-
Other	-	Other	-
VICTIMS W/CHILDREN		RELATIONSHIP	
No Children	12	Spouse	3
Have Children	1	Cohabiting	3
0-5 yrs	-	Dating, not cohab	1
0-18 yrs	1	Ex-spouse/partner	4
0-18 (range)	2-2	Other	1
0-18 (avg N)	2		
REFERRED BY		Demographics	
Police	4	Total Population	26,522
DV & Social Service	-	Race: Hispanic/Latino	953
Advertisement	-	Not Hispanic/Latino	25,569
Health	1	Asian	2,497
Family or Friend	-	Black	1,343
Info. Resources	1	White	21,247
Self	-	Other	482
Other	2	HH Income Median	69,899
LANGUAGE		Age Median	
English	13	41.3	
Spanish	-		
Polish	-		
Other	-		

60612		N=146	
VICTIM		ABUSER	
Age (Median)	31	Age (Median)	35
Sex: Female	12	Sex: Female	14
Male	134	Male	132
Race: Black	110	Race: Black	114
White	16	White	13
Latino	15	Latino	11
Other	4	Other	6
VICTIMS W/CHILDREN		RELATIONSHIP	
No Children	71	Spouse	21
Have Children	75	Cohabiting	64
0-5 yrs	39	Dating, not cohab	4
0-18 yrs	73	Ex-spouse/partner	36
0-18 (range)	1-7	Other	20
0-18 (avg N)	2		
REFERRED BY		Demographics	
Police	56	Total Population	37,990
DV & Social Service	14	Race: Hispanic/Latino	5,305
Advertisement	5	Not Hispanic/Latino	32,685
Health	4	Asian	2,135
Family or Friend	5	Black	24,721
Info. Resources	3	White	5,245
Self	6	Other	584
Other	4	HH Income Median	25,143
LANGUAGE		Age Median	
English	138	27	
Spanish	8		
Polish	-		
Other	-		

60615		N=80	
VICTIM		ABUSER	
Age (Median)	31	Age (Median)	33
Sex: Female	78	Sex: Female	3
Male	1	Male	73
Race: Black	65	Race: Black	67
White	11	White	5
Latino	1	Latino	2
Other	2	Other	1
VICTIMS W/CHILDREN		RELATIONSHIP	
No Children	42	Spouse	19
Have Children	38	Cohabiting	33
0-5 yrs	18	Dating, not cohab	2
0-18 yrs	34	Ex-spouse/partner	18
0-18 (range)	1-5	Other	6
0-18 (avg N)	1		
REFERRED BY		Demographics	
Police	29	Total Population	45,096
DV & Social Service	7	Race: Hispanic/Latino	1,298
Advertisement	3	Not Hispanic/Latino	43,798
Health	2	Asian	2,570
Family or Friend	1	Black	30,220
Info. Resources	-	White	9,849
Self	2	Other	1,159
Other	-	HH Income Median	31,571
LANGUAGE		Age Median	
English	79	32.9	
Spanish	1		
Polish	-		
Other	-		

60616		N=59	
VICTIM		ABUSER	
Age (Median)	29	Age (Median)	32
Sex: Female	54	Sex: Female	4
Male	4	Male	54
Race: Black	29	Race: Black	33
White	18	White	15
Latino	4	Latino	4
Other	5	Other	5
REFERRED BY		SERVICE NEED	
Police	14	Shelter	18
DV & Social Service	8	Counseling	17
Advertisement	2	Legal	10
Health	-	Info Only	4
Family or Friend	1	Other	6
Info. Resources	2		
Self	4		
Other	-		
LANGUAGE		RELATIONSHIP	
English	59	Spouse	14
Spanish	-	Cohabiting	16
Polish	-	Dating, not cohab	4
Other	-	Ex-spouse/partner	18
		Other	4
Census 2000		Demographics	
Total Population	47,073		
Race: Hispanic/Latino	4,296		
Not Hispanic/Latino	42,777		
Asian	13,727		
Black	18,048		
White	10,230		
Other	772		
HH Income Median	30,625	Age Median	34.1

60623		N=217	
VICTIM		ABUSER	
Age (Median)	30	Age (Median)	32
Sex: Female	190	Sex: Female	23
Male	27	Male	193
Race: Black	117	Race: Black	116
White	12	White	12
Latino	81	Latino	85
Other	2	Other	1
REFERRED BY		SERVICE NEED	
Police	87	Shelter	66
DV & Social Service	29	Counseling	29
Advertisement	7	Legal	58
Health	1	Info Only	37
Family or Friend	4	Other	23
Info. Resources	2		
Self	9		
Other	4		
LANGUAGE		RELATIONSHIP	
English	185	Spouse	47
Spanish	32	Cohabiting	73
Polish	-	Dating, not cohab	15
Other	-	Ex-spouse/partner	48
		Other	29
Census 2000		Demographics	
Total Population	108,144		
Race: Hispanic/Latino	67,973		
Not Hispanic/Latino	40,171		
Asian	90		
Black	37,271		
White	2,314		
Other	496		
HH Income Median	28,203	Age Median	25.1

60622		N=88	
VICTIM		ABUSER	
Age (Median)	32	Age (Median)	34
Sex: Female	76	Sex: Female	17
Male	12	Male	71
Race: Black	33	Race: Black	33
White	25	White	20
Latino	29	Latino	29
Other	1	Other	4
REFERRED BY		SERVICE NEED	
Police	35	Shelter	29
DV & Social Service	12	Counseling	20
Advertisement	2	Legal	26
Health	4	Info Only	8
Family or Friend	-	Other	4
Info. Resources	-		
Self	1		
Other	1		
LANGUAGE		RELATIONSHIP	
English	82	Spouse	20
Spanish	6	Cohabiting	26
Polish	-	Dating, not cohab	3
Other	-	Ex-spouse/partner	24
		Other	13
Census 2000		Demographics	
Total Population	76,015		
Race: Hispanic/Latino	34,338		
Not Hispanic/Latino	41,677		
Asian	1,319		
Black	7,718		
White	30,420		
Other	2,220		
HH Income Median	38,487	Age Median	30

60624		N=158	
VICTIM		ABUSER	
Age (Median)	30	Age (Median)	35
Sex: Female	149	Sex: Female	17
Male	7	Male	138
Race: Black	142	Race: Black	142
White	9	White	4
Latino	4	Latino	5
Other	1	Other	-
REFERRED BY		SERVICE NEED	
Police	59	Shelter	83
DV & Social Service	21	Counseling	23
Advertisement	4	Legal	33
Health	1	Info Only	6
Family or Friend	2	Other	10
Info. Resources	3		
Self	9		
Other	-		
LANGUAGE		RELATIONSHIP	
English	156	Spouse	22
Spanish	2	Cohabiting	56
Polish	-	Dating, not cohab	6
Other	-	Ex-spouse/partner	43
		Other	28
Census 2000		Demographics	
Total Population	45,647		
Race: Hispanic/Latino	463		
Not Hispanic/Latino	45,184		
Asian	45		
Black	44,573		
White	301		
Other	265		
HH Income Median	22,426	Age Median	27.8

60632		N=141	
VICTIM		ABUSER	
Age (Median)	31	Age (Median)	33
Sex: Female	133	Sex: Female	10
Male	8	Male	128
Race: Black	10	Race: Black	11
White	19	White	18
Latino	108	Latino	109
Other	1	Other	-
REFERRED BY		SERVICE NEED	
Police	43	Shelter	28
DV & Social Service	15	Counseling	45
Advertisement	12	Legal	40
Health	-	Info Only	15
Family or Friend	2	Other	11
Info. Resources			
Self	7		
Other	2		
LANGUAGE		RELATIONSHIP	
English	115	Spouse	51
Spanish	26	Cohabiting	41
Polish	-	Dating, not cohab	4
Other	-	Ex-spouse/partner	21
		Other	17
		Census 2000 Demographics	
		Total Population	87,577
		Race: Hispanic/Latino	61,625
		Not Hispanic/Latino	25,952
		Asian	1,622
		Black	798
		White	22,158
		Other	1,374
		HH Income Median	37,406
		Age Median	27.6

60644		N=212	
VICTIM		ABUSER	
Age (Median)	29	Age (Median)	33
Sex: Female	201	Sex: Female	25
Male	9	Male	187
Race: Black	190	Race: Black	196
White	7	White	10
Latino	7	Latino	4
Other	3	Other	1
REFERRED BY		SERVICE NEED	
Police	87	Shelter	116
DV & Social Service	30	Counseling	24
Advertisement	4	Legal	48
Health	5	Info Only	6
Family or Friend	3	Other	17
Info. Resources	5		
Self	4		
Other	2		
LANGUAGE		RELATIONSHIP	
English		Spouse	38
Spanish		Cohabiting	80
Polish		Dating, not cohab	10
Other		Ex-spouse/partner	51
		Other	29
		Census 2000 Demographics	
		Total Population	59,059
		Race: Hispanic/Latino	1,283
		Not Hispanic/Latino	57,776
		Asian	180
		Black	55,978
		White	1,162
		Other	456
		HH Income Median	26,930
		Age Median	29.2

60651		N=211	
VICTIM		ABUSER	
Age (Median)	30	Age (Median)	33
Sex: Female	197	Sex: Female	195
Male	13	Male	14
Race: Black	144	Race: Black	155
White	18	White	8
Latino	43	Latino	37
Other	2	Other	5
REFERRED BY		SERVICE NEED	
Police	84	Shelter	103
DV & Social Service	33	Counseling	24
Advertisement	4	Legal	46
Health	2	Info Only	20
Family or Friend	5	Other	14
Info. Resources	3		
Self	5		
Other	3		
LANGUAGE		RELATIONSHIP	
English	203	Spouse	42
Spanish	8	Cohabiting	81
Polish	-	Dating, not cohab	11
Other	-	Ex-spouse/partner	47
		Other	24
		Census 2000 Demographics	
		Total Population	77,583
		Race: Hispanic/Latino	20,778
		Not Hispanic/Latino	56,805
		Asian	291
		Black	53,952
		White	1,867
		Other	695
		HH Income Median	32,622
		Age Median	26.6

60653		N=64	
VICTIM		ABUSER	
Age (Median)	34	Age (Median)	33
Sex: Female	53	Sex: Female	13
Male	10	Male	49
Race: Black	58	Race: Black	58
White	2	White	4
Latino	-	Latino	-
Other	3	Other	-
REFERRED BY		SERVICE NEED	
Police	20	Shelter	17
DV & Social Service	5	Counseling	16
Advertisement	3	Legal	23
Health	1	Info Only	3
Family or Friend	-	Other	5
Info. Resources	1		
Self	3		
Other	-		
LANGUAGE		RELATIONSHIP	
English	64	Spouse	16
Spanish	-	Cohabiting	22
Polish	-	Dating, not cohab	1
Other	-	Ex-spouse/partner	11
		Other	11
		Census 2000 Demographics	
		Total Population	34,502
		Race: Hispanic/Latino	279
		Not Hispanic/Latino	34,223
		Asian	47
		Black	33,627
		White	255
		Other	294
		HH Income Median	14,205
		Age Median	29.6

60654		N=7	
VICTIM		ABUSER	
Age (Median)	45	Age (Median)	40
Sex: Female	5	Sex: Female	4
Male	2	Male	3
Race: Black	3	Race: Black	4
White	2	White	1
Latino	-	Latino	-
Other	1	Other	1
REFERRED BY		SERVICE NEED	
Police	7	Shelter	2
DV & Social Service	-	Counseling	1
Advertisement	-	Legal	4
Health	-	Info Only	-
Family or Friend	-	Other	-
Info. Resources	-		
Self	1		
Other	-		
LANGUAGE		RELATIONSHIP	
English	7	Spouse	1
Spanish	-	Cohabiting	3
Polish	-	Dating, not cohab	-
Other	-	Ex-spouse/partner	1
		Other	1
		Census 2000 Demographics	
		Total Population	7
		Race: Hispanic/Latino	0
		Not Hispanic/Latino	7
		Asian	0
		Black	7
		White	0
		Other	0
		HH Income Median 0*	Age Median 34.5

60661		N=1	
VICTIM		ABUSER	
Age (Median)	-	Age (Median)	-
Sex: Female	1	Sex: Female	-
Male	-	Male	1
Race: Black	-	Race: Black	-
White	-	White	-
Latino	-	Latino	-
Other	1	Other	1
REFERRED BY		SERVICE NEED	
Police	1	Shelter	-
DV & Social Service	-	Counseling	1
Advertisement	-	Legal	-
Health	-	Info Only	-
Family or Friend	-	Other	-
Info. Resources	-		
Self	-		
Other	-		
LANGUAGE		RELATIONSHIP	
English	1	Spouse	1
Spanish	-	Cohabiting	-
Polish	-	Dating, not cohab	-
Other	-	Ex-spouse/partner	-
		Other	-
		Census 2000 Demographics	
		Total Population	4382
		Race: Hispanic/Latino	258
		Not Hispanic/Latino	4,124
		Asian	692
		Black	933
		White	2,409
		Other	90
		HH Income Median 54,698	Age Median 32.0

*Note: The Census Bureau applies statistical procedures that introduce some uncertainty into data for small geographic areas with small population groups. The census results in this table contain sampling error and nonsampling error. The median income is therefore unknown.

60617		N=216	
VICTIM		ABUSER	
Age (Median)	33	Age (Median)	36
Sex: Female	207	Sex: Female	26
Male	7	Male	186
Race: Black	168	Race: Black	168
White	6	White	2
Latino	30	Latino	32
Other	5	Other	4
REferred BY		SERVICE NEED	
Police	84	Shelter	87
DV & Social Service	29	Counseling	36
Advertisement	13	Legal	55
Health	3	Info Only	21
Family or Friend	2	Other	14
Info. Resources	2		
Self	8		
Other	1		
LANGUAGE		RELATIONSHIP	
English	206	Spouse	48
Spanish	10	Cohabiting	68
Polish	-	Dating, not cohab	10
Other	-	Ex-spouse/partner	47
		Other	39
		Census 2000 Demographics	
		Total Population	96,288
		Race: Hispanic/Latino	33,019
		Not Hispanic/Latino	63,269
		Asian	154
		Black	51,944
		White	9,928
		Other	1,243
		HH Income Median	35,534
		Age Median	32.1

60620		N=229	
VICTIM		ABUSER	
Age (Median)	33	Age (Median)	34
Sex: Female	203	Sex: Female	31
Male	24	Male	197
Race: Black	214	Race: Black	212
White	7	White	6
Latino	3	Latino	5
Other	2	Other	1
REferred BY		SERVICE NEED	
Police	91	Shelter	98
DV & Social Service	27	Counseling	31
Advertisement	8	Legal	58
Health	1	Info Only	19
Family or Friend	3	Other	17
Info. Resources	1		
Self	8		
Other	2		
LANGUAGE		RELATIONSHIP	
English	229	Spouse	36
Spanish	-	Cohabiting	84
Polish	-	Dating, not cohab	7
Other	-	Ex-spouse/partner	62
		Other	37
		Census 2000 Demographics	
		Total Population	85,771
		Race: Hispanic/Latino	641
		Not Hispanic/Latino	85,130
		Asian	91
		Black	81,679
		White	2,671
		Other	689
		HH Income Median	36,334
		Age Median	35.4

60619		N=266	
VICTIM		ABUSER	
Age (Median)	31	Age (Median)	34
Sex: Female	244	Sex: Female	35
Male	21	Male	228
Race: Black	236	Race: Black	241
White	7	White	4
Latino	9	Latino	8
Other	7	Other	5
REferred BY		SERVICE NEED	
Police	109	Shelter	115
DV & Social Service	26	Counseling	28
Advertisement	9	Legal	65
Health	3	Info Only	28
Family or Friend	3	Other	27
Info. Resources	2		
Self	15		
Other	3		
LANGUAGE		RELATIONSHIP	
English	261	Spouse	48
Spanish	4	Cohabiting	95
Polish	1	Dating, not cohab	10
Other	-	Ex-spouse/partner	70
		Other	36
		Census 2000 Demographics	
		Total Population	74,963
		Race: Hispanic/Latino	521
		Not Hispanic/Latino	74,442
		Asian	61
		Black	73,213
		White	359
		Other	809
		HH Income Median	33,631
		Age Median	37.9

60621		N=174	
VICTIM		ABUSER	
Age (Median)	30	Age (Median)	33
Sex: Female	164	Sex: Female	18
Male	8	Male	156
Race: Black	156	Race: Black	158
White	11	White	7
Latino	3	Latino	4
Other	1	Other	1
REferred BY		SERVICE NEED	
Police	54	Shelter	89
DV & Social Service	27	Counseling	25
Advertisement	12	Legal	27
Health	1	Info Only	12
Family or Friend		Other	21
Info. Resources			
Self	1		
Other	2		
LANGUAGE		RELATIONSHIP	
English	173	Spouse	31
Spanish	1	Cohabiting	64
Polish	-	Dating, not cohab	7
Other	-	Ex-spouse/partner	48
		Other	22
		Census 2000 Demographics	
		Total Population	47,514
		Race: Hispanic/Latino	395
		Not Hispanic/Latino	47,119
		Asian	31
		Black	46,488
		White	205
		Other	395
		HH Income Median	40,083
		Age Median	28.5

60628		N=274	
VICTIM		ABUSER	
Age (Median)	34	Age (Median)	36
Sex: Female	246	Sex: Female	236
Male	27	Male	36
Race: Black	235	Race: Black	240
White	8	White	3
Latino	18	Latino	18
Other	10	Other	2
VICTIMS W/CHILDREN		SERVICE NEED	
No Children	131	Shelter	113
Have Children	143	Counseling	37
0-5 yrs	54	Legal	73
0-18 yrs	140	Info Only	33
0-18 (range)	1-7	Other	15
0-18 (avg N)	2	RELATIONSHIP	
REFERRED BY		Spouse	73
Police	98	Cohabiting	93
DV & Social Service	33	Dating, not cohab	8
Advertisement	11	Ex-spouse/partner	62
Health	6	Other	35
Family or Friend	8	Census 2000 Demographics	
Info. Resources	4	Total Population	87,827
Self	10	Race: Hispanic/Latino	2,748
Other	1	Not Hispanic/Latino	85,079
LANGUAGE		Asian	55
English	265	Black	82,934
Spanish	9	White	1,315
Polish	-	Other	775
Other	-	HH Income Median	38,210
		Age Median	33

60629		N=332	
VICTIM		ABUSER	
Age (Median)	31	Age (Median)	34
Sex: Female	301	Sex: Female	37
Male	27	Male	293
Race: Black	169	Race: Black	184
White	52	White	47
Latino	93	Latino	90
Other	8	Other	4
VICTIMS W/CHILDREN		SERVICE NEED	
No Children	149	Shelter	102
Have Children	183	Counseling	44
0-5 yrs	67	Legal	61
0-18 yrs	176	Info Only	94
0-18 (range)	1-7	Other	29
0-18 (avg N)	2	RELATIONSHIP	
REFERRED BY		Spouse	108
Police	156	Cohabiting	133
DV & Social Service	37	Dating, not cohab	3
Advertisement	6	Ex-spouse/partner	53
Health	5	Other	31
Family or Friend	6	Census 2000 Demographics	
Info. Resources	4	Total Population	113,984
Self	5	Race: Hispanic/Latino	55,388
Other	7	Not Hispanic/Latino	58,596
LANGUAGE		Asian	802
English	298	Black	29,188
Spanish	33	White	26,605
Polish	1	Other	2,001
Other	-	HH Income Median	40,279
		Age Median	29.7

60633		N=20	
VICTIM		ABUSER	
Age (Median)	29	Age (Median)	31
Sex: Female	17	Sex: Female	2
Male	3	Male	18
Race: Black	6	Race: Black	5
White	8	White	5
Latino	4	Latino	7
Other	2	Other	2
VICTIMS W/CHILDREN		SERVICE NEED	
No Children	11	Shelter	7
Have Children	9	Counseling	3
0-5 yrs	6	Legal	7
0-18 yrs	9	Info Only	3
0-18 (range)	1-4	Other	-
0-18 (avg N)	2	RELATIONSHIP	
REFERRED BY		Spouse	8
Police	9	Cohabiting	4
DV & Social Service	2	Dating, not cohab	2
Advertisement	-	Ex-spouse/partner	2
Health	-	Other	2
Family or Friend	1	Census 2000 Demographics	
Info. Resources	-	Total Population	13,262
Self	1	Race: Hispanic/Latino	3,029
Other	-	Not Hispanic/Latino	10,233
LANGUAGE		Asian	72
English	19	Black	2,460
Spanish	1	White	7,382
Polish	-	Other	319
Other	-	HH Income Median	40,792
		Age Median	37.2

60636		N=194	
VICTIM		ABUSER	
Age (Median)	29	Age (Median)	31
Sex: Female	177	Sex: Female	24
Male	15	Male	167
Race: Black	176	Race: Black	176
White	10	White	8
Latino	3	Latino	6
Other	1	Other	1
VICTIMS W/CHILDREN		SERVICE NEED	
No Children	99	Shelter	95
Have Children	95	Counseling	23
0-5 yrs	35	Legal	46
0-18 yrs	87	Info Only	15
0-18 (range)	1-5	Other	15
0-18 (avg N)	2	RELATIONSHIP	
REFERRED BY		Spouse	45
Police	69	Cohabiting	63
DV & Social Service	25	Dating, not cohab	4
Advertisement	10	Ex-spouse/partner	40
Health	3	Other	37
Family or Friend	3	Census 2000 Demographics	
Info. Resources	2	Total Population	51,451
Self	7	Race: Hispanic/Latino	599
Other	2	Not Hispanic/Latino	50,852
LANGUAGE		Asian	49
English	194	Black	50,153
Spanish	-	White	241
Polish	-	Other	409
Other	-	HH Income Median	27,727
		Age Median	28.9

60637		N=129	
VICTIM		ABUSER	
Age (Median)	33	Age (Median)	36
Sex: Female	124	Sex: Female	14
Male	5	Male	115
Race: Black	114	Race: Black	118
White	7	White	3
Latino	2	Latino	1
Other	4	Other	3
REFERRED BY		SERVICE NEED	
Police	47	Shelter	55
DV & Social Service	24	Counseling	16
Advertisement	2	Legal	37
Health	1	Info Only	2
Family or Friend	-	Other	19
Info. Resources	4		
Self	5		
Other	2		
LANGUAGE		RELATIONSHIP	
English	129	Spouse	23
Spanish	-	Cohabiting	44
Polish	-	Dating, not cohab	7
Other	-	Ex-spouse/partner	32
		Other	21
		Census 2000 Demographics	
		Total Population	57,090
		Race: Hispanic/Latino	764
		Not Hispanic/Latino	56,326
		Asian	1,795
		Black	46,725
		White	6,931
		Other	875
		HH Income Median	23,228
		Age Median	29.9

60643		N=92	
VICTIM		ABUSER	
Age (Median)	36	Age (Median)	37
Sex: Female	81	Sex: Female	9
Male	10	Male	80
Race: Black	79	Race: Black	81
White	11	White	7
Latino	1	Latino	1
Other	-	Other	-
REFERRED BY		SERVICE NEED	
Police	42	Shelter	29
DV & Social Service	8	Counseling	15
Advertisement	3	Legal	26
Health	1	Info Only	9
Family or Friend	-	Other	12
Info. Resources	-		
Self	1		
Other	1		
LANGUAGE		RELATIONSHIP	
English	92	Spouse	26
Spanish	-	Cohabiting	25
Polish	-	Dating, not cohab	2
Other	-	Ex-spouse/partner	19
		Other	20
		Census 2000 Demographics	
		Total Population	52,568
		Race: Hispanic/Latino	933
		Not Hispanic/Latino	51,635
		Asian	130
		Black	40,337
		White	10,390
		Other	778
		HH Income Median	51,305
		Age Median	37.6

60638		N=60	
VICTIM		ABUSER	
Age (Median)	34	Age (Median)	38
Sex: Female	56	Sex: Female	6
Male	4	Male	53
Race: Black	3	Race: Black	5
White	30	White	26
Latino	21	Latino	21
Other	2	Other	1
REFERRED BY		SERVICE NEED	
Police	28	Shelter	16
DV & Social Service	12	Counseling	16
Advertisement	2	Legal	19
Health	1	Info Only	7
Family or Friend	-	Other	2
Info. Resources	1		
Self	1		
Other	-		
LANGUAGE		RELATIONSHIP	
English	52	Spouse	19
Spanish	5	Cohabiting	17
Polish	3	Dating, not cohab	-
Other	-	Ex-spouse/partner	13
		Other	7
		Census 2000 Demographics	
		Total Population	55,788
		Race: Hispanic/Latino	8,667
		Not Hispanic/Latino	47,121
		Asian	357
		Black	4,422
		White	41,647
		Other	705
		HH Income Median	45,173
		Age Median	38.3

60649		N=212	
VICTIM		ABUSER	
Age (Median)	32	Age (Median)	35
Sex: Female	199	Sex: Female	28
Male	12	Male	182
Race: Black	194	Race: Black	193
White	8	White	5
Latino	5	Latino	6
Other	5	Other	3
REFERRED BY		SERVICE NEED	
Police	74	Shelter	102
DV & Social Service	19	Counseling	32
Advertisement	6	Legal	42
Health	1	Info Only	12
Family or Friend	3	Other	20
Info. Resources	1		
Self	15		
Other	5		
LANGUAGE		RELATIONSHIP	
English	211	Spouse	32
Spanish	1	Cohabiting	88
Polish	-	Dating, not cohab	12
Other	-	Ex-spouse/partner	48
		Other	29
		Census 2000 Demographics	
		Total Population	54,823
		Race: Hispanic/Latino	607
		Not Hispanic/Latino	54,216
		Asian	79
		Black	52,779
		White	682
		Other	676
		HH Income Median	27,699
		Age Median	33.6


60652		N=68	
VICTIM		ABUSER	
Age (Median)	32	Age (Median)	34
Sex: Female	64	Sex: Female	8
Male	5	Male	60
Race: Black	45	Race: Black	45
White	8	White	5
Latino	14	Latino	14
Other	1	Other	1
REFERRED BY		SERVICE NEED	
Police	24	Shelter	20
DV & Social Service	9	Counseling	16
Advertisement	3	Legal	12
Health	-	Info Only	13
Family or Friend	3	Other	8
Info. Resources	1		
Self	3		
Other	1		
LANGUAGE		RELATIONSHIP	
English	63	Spouse	16
Spanish	6	Cohabiting	23
Polish	-	Dating, not cohab	1
Other	-	Ex-spouse/partner	12
		Other	14
		Census 2000 Demographics	
		Total Population	39,126
		Race: Hispanic/Latino	6,726
		Not Hispanic/Latino	32,400
		Asian	421
		Black	16,324
		White	14,729
		Other	926
		HH Income Median	53,120
		Age Median	34

60655		N=15	
VICTIM		ABUSER	
Age (Median)	40	Age (Median)	40
Sex: Female	13	Sex: Female	2
Male	2	Male	13
Race: Black	2	Race: Black	2
White	12	White	11
Latino	-	Latino	1
Other	1	Other	1
REFERRED BY		SERVICE NEED	
Police	4	Shelter	1
DV & Social Service	-	Counseling	7
Advertisement	-	Legal	5
Health	-	Info Only	2
Family or Friend	1	Other	-
Info. Resources	-		
Self	1		
Other	-		
LANGUAGE		RELATIONSHIP	
English	15	Spouse	8
Spanish	-	Cohabiting	1
Polish	-	Dating, not cohab	1
Other	-	Ex-spouse/partner	3
		Other	2
		Census 2000 Demographics	
		Total Population	29,138
		Race: Hispanic/Latino	1,051
		Not Hispanic/Latino	28,087
		Asian	120
		Black	1,514
		White	26,106
		Other	347
		HH Income Median	59,849
		Age Median	36.2

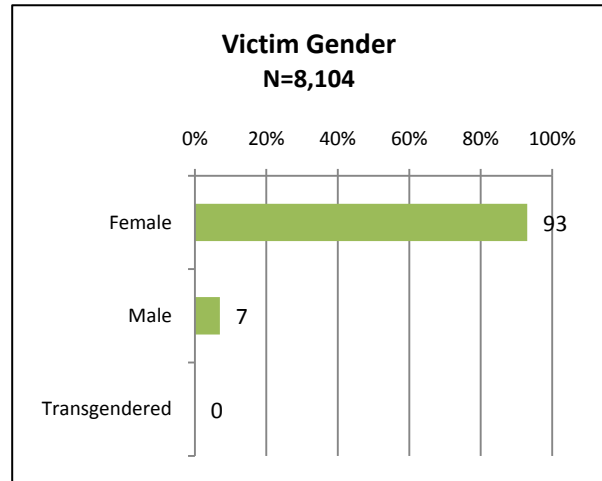
Calls for Victim Services

ILLINOIS

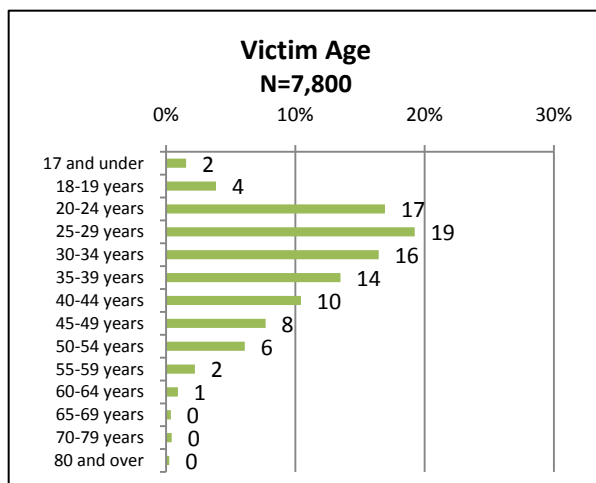
In 2009, one-third of all calls to the Domestic Violence Help Line were calls for domestic violence victim services. A quarter of these calls (n=8,162) were Illinois callers identified by a zip code. This section of the report describes victim characteristics, violence experience, service referral, and service needs for Illinois victim service calls.



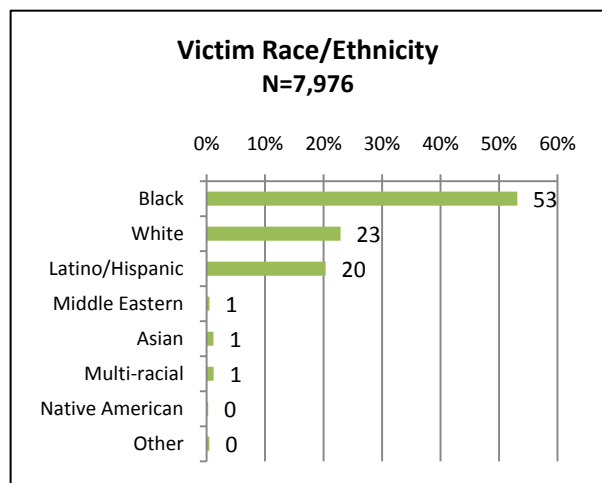
The majority of Illinois calls for victim services were placed by the victim (88%). Ten percent (10%) of calls were from third party callers, such as a family member, social worker, or an employer on behalf of a victim.



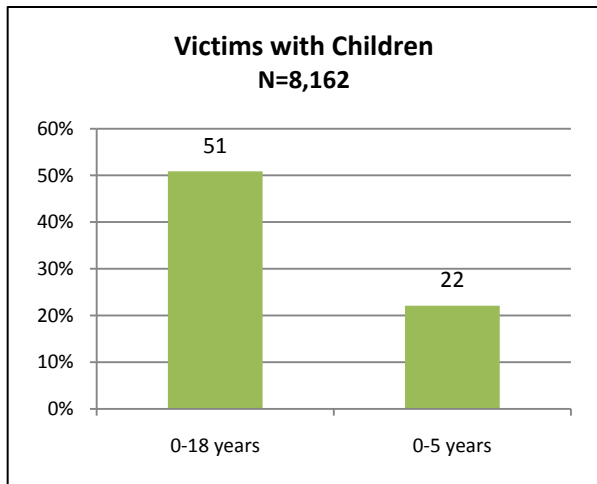
The majority of victims were female (93%), followed by 7% of male victims. One victim was transgendered.



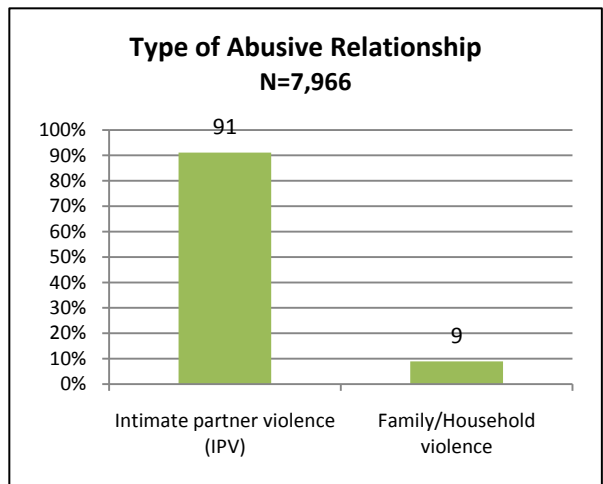
Victims' ages ranged from 12 to 90 and the average age was 34.



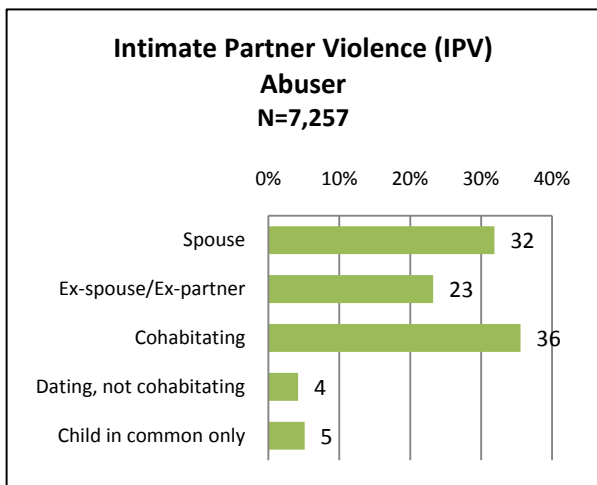
More than half of the victims were Black (53%), followed by White (23%) and Hispanic (20%).



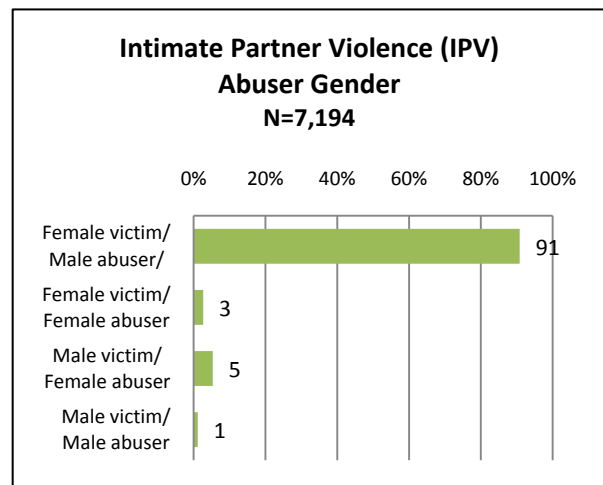
Over half (54%) of victims had children which could include an adult child. Fifty-one percent (51%) of victims had dependent children 0-18 years of age and 22% had young children 0-5 years of age. Victims had between 1-9 dependent children. The average number of children was 2. Six percent (6%) of victims were pregnant at the time a call was made to the Help Line.



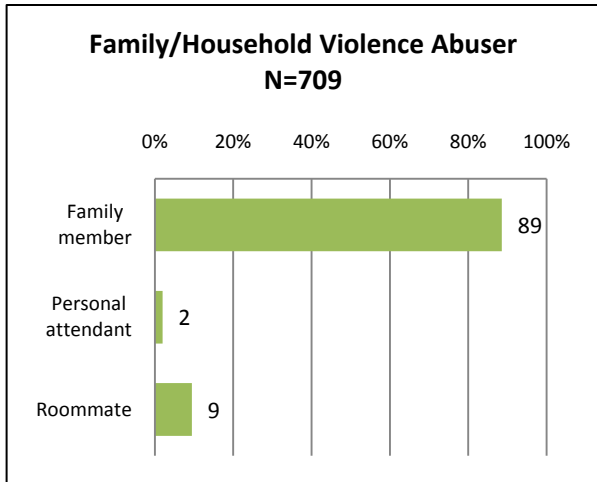
Victims were abused by an intimate partner (91%), followed by someone who was a family or household (9%) member.



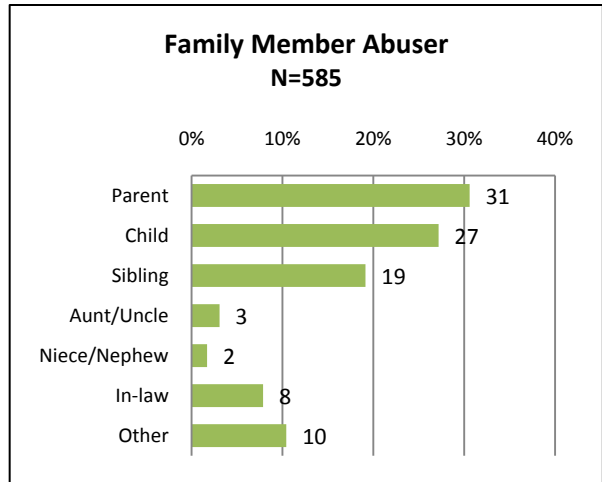
Of the 91% of IPV victims, abusers were mainly a cohabitating partner (36%), a spouse (32%), or an ex-spouse/partner (23%).



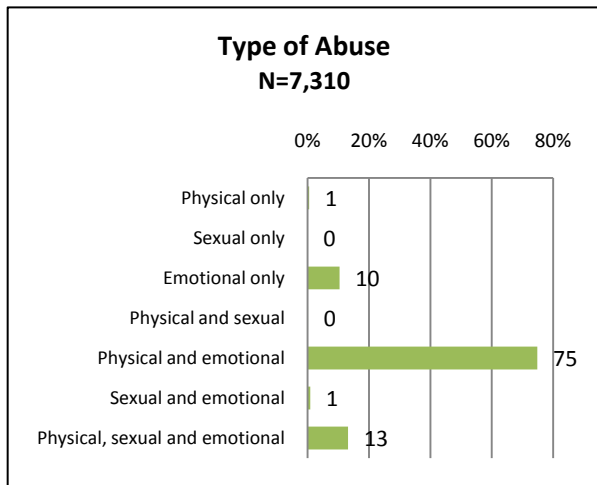
Female IPV victims were primarily abused by a male (91%) and 3% were abused by another female. Five percent (5%) of male victims were abused by a female and 1% was abused by another male.



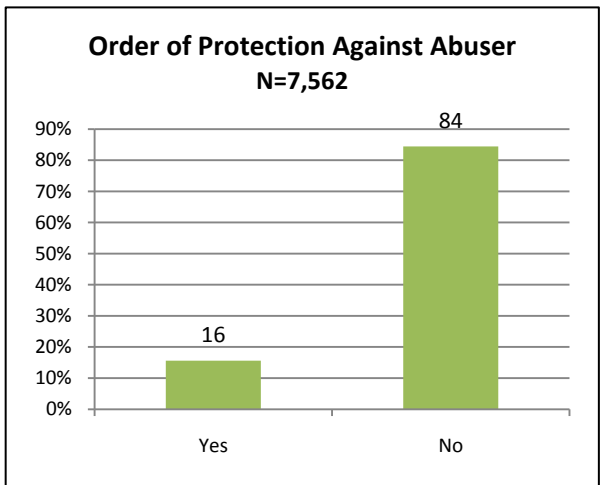
Of the 9% of family/household violence victims, a family member (89%) was identified as the abuser.



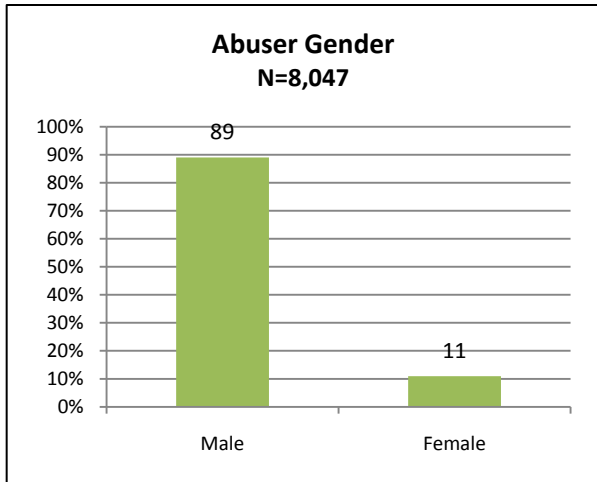
A parent (31%), child (27%), or sibling (19%) was most often the family member abuser.



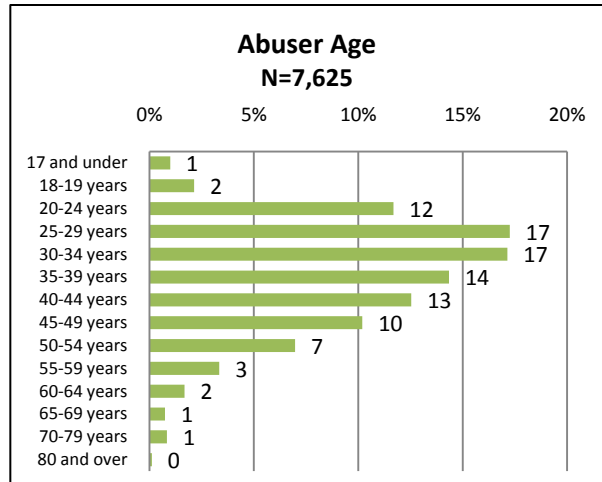
Victims experience singular and multiple forms of abuse. Ten percent (10%) were emotionally abused only, 75% experienced a combination of physical and emotional abuse, and 13% were victims of physical, sexual, and emotional abuse together.



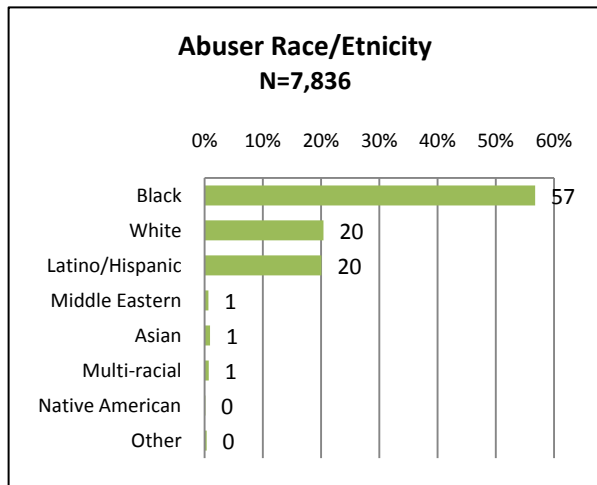
Sixteen percent (16%) of victims had an order of protection against their abuser at the time a call was placed to the Help Line.




Abusers were mostly male (89%).



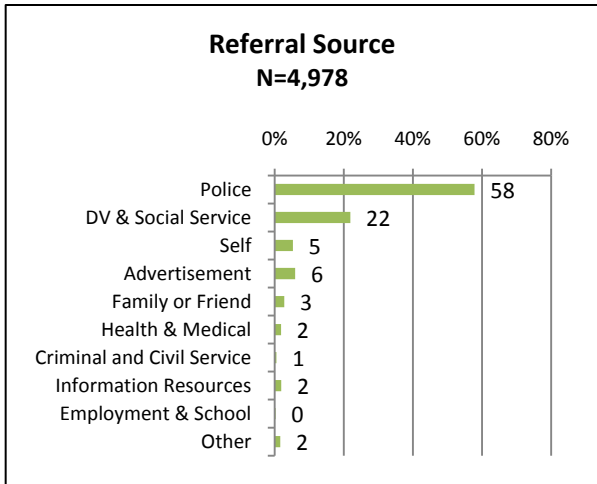
Abusers' ages range between 11-87 years old and the average age was 36.



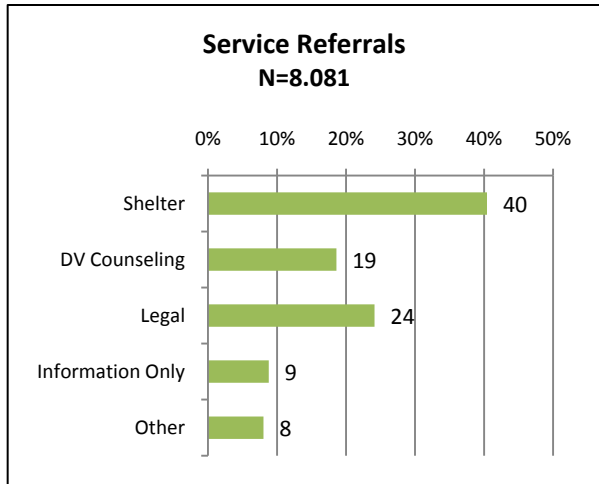
More than half of abusers were Black (57%), followed by White (20%) and Hispanic (20%).



The majority of victim service calls were conducted in English (94%). Less than 1% of other Illinois call languages included Polish, Urdu, Hindi, Mandarin Chinese, Russian, and French. The language line was used for 5% of service calls in a language other than English.



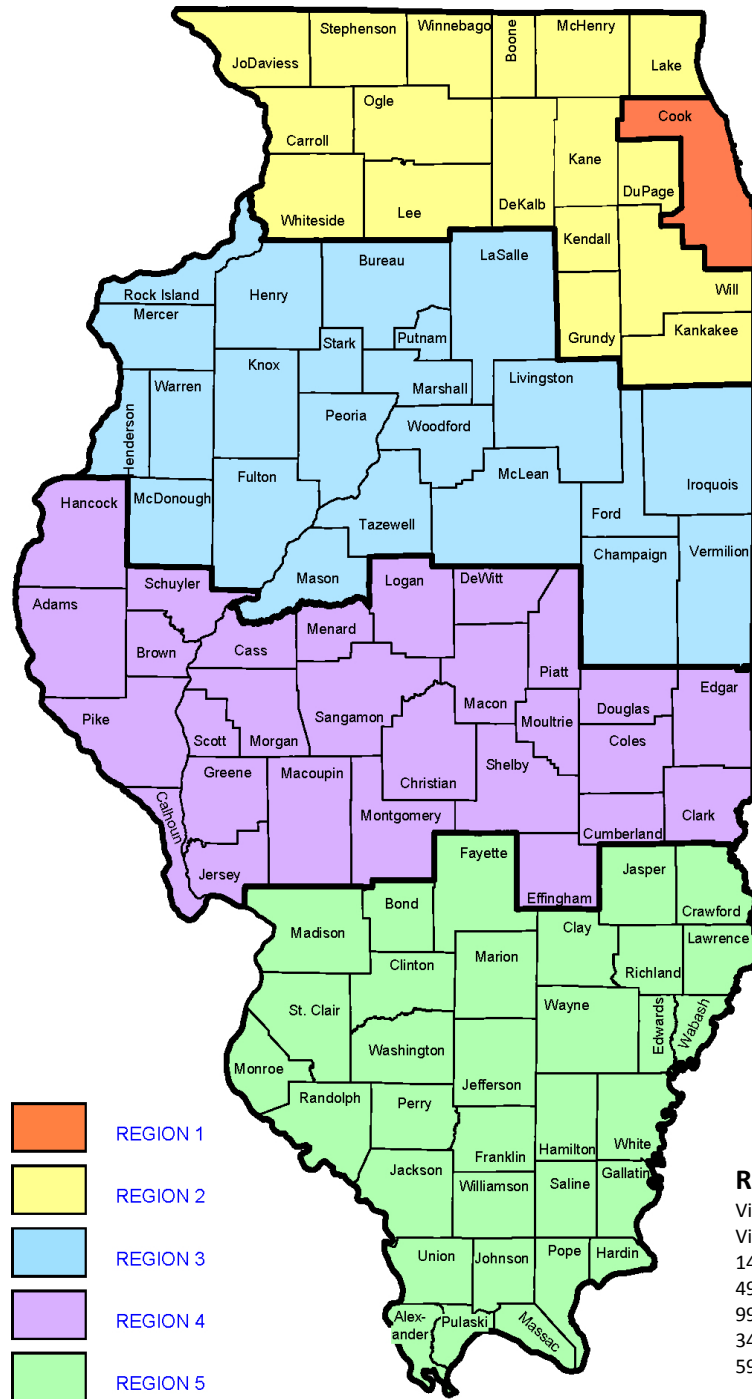
The majority of victim service callers reported that the police (58%) referred them to the Help Line, followed by domestic violence/social service agencies (22%).



Ninety percent (90%) of callers requested one service (range 1-4). Shelter (40%) and legal support (24%) were most frequently requested services.

Calls for Victim Services by REGION

This section of the report summarizes Illinois victim service calls (n=8,162) by region.



Region 1-Cook w/Chicago

Victim Service Calls 87% (n=7,104)
 Victim Age 32; Abuser Age 35
 56% Black, 19% White, 21% Hispanic
 54% Have children
 94% English, 6% Spanish
 30% Shelter, 24% Counseling, 29% Legal
 59% Police referral

Region 2

Victim Service Calls 9% (n=747)
 Victim Age 33; Abuser Age 36
 32% Black, 43% White, 20% Hispanic
 59% Have children
 93% English, 7% Spanish
 48% Shelter, 18% Counseling, 21% Legal
 48% Police referral

Region 3

Victim Service Calls 2% (n=126)
 Victim Age 31; Abuser Age 33
 40% Black, 48% White, 6% Hispanic
 44% Have children
 98% English, 2% Spanish
 48% Shelter, 15% Counseling, 31% Legal
 46% Police referral

Region 4

Victim Service Calls 1% (n=67)
 Victim Age 32; Abuser Age 35
 34% Black, 57% White, 3% Hispanic
 40% Have children
 100% English
 40% Shelter, 18% Counseling, 18% Legal
 46% Police referral

Region 5

Victim Service Calls 1% (n=118)
 Victim Age 34; Abuser Age 35
 14% Black, 80% White, 3% Hispanic
 49% Have children
 99% English, 1% Spanish
 34% Shelter, 31% Counseling, 25% Legal
 59% Police referral

**REGION 1 – COOK COUNTY (with Chicago)
VICTIM SERVICE CALLS N=7,104**

Victim			Abuser			Children		
Age (median)=32			Age (median)=35			No Children		
19 and under	377	6%	19 and under	213	3%	Have Children	3799	54%
20 thru 24	1167	17%	20 thru 24	773	12%	0-5 yrs	1578	22%
25 thru 29	1313	19%	25 thru 29	1183	18%	0-18 yrs	3597	51%
30 thru 34	1125	17%	30 thru 34	1141	17%	0-18 (range)	1-9	
35 thru 39	901	13%	35 thru 39	958	14%	0-18 (avg N)	2	
40 thru 44	700	10%	40 thru 44	813	12%	Call Language		
45 thru 49	513	8%	45 thru 49	650	10%	English	6672	94%
50 thru 59	579	8%	50 thru 59	705	11%	Spanish	408	6%
60 and over	134	2%	60 and over	231	3%	Other	24	<1%
Missing	265		Missing	437		Referred By		
Gender			Gender			Police		
Female	6534	93%	Female	757	11%	DV/Soc Service	893	21%
Male	523	7%	Male	6259	89%	Advertisement	252	6%
Transgender	1	<1%	Transgender	-	-	Family or Friend	111	3%
Missing	46		Missing	88		Health	80	2%
Race			Race			Self		
Black	3918	56%	Black	4081	60%	Info Resource	80	2%
White	1326	19%	White	1142	17%	Criminal & Civil	22	<1%
Latino/Hispanic	1467	21%	Latino/Hispanic	1430	21%	Work & School	14	<1%
Middle Eastern	31	<1%	Middle Eastern	42	<1%	Other	70	2%
Asian	74	1%	Asian	62	1%	Missing	608	
Multi-racial	86	1%	Multi-racial	48	1%	Service Need		
Native American	20	<1%	Native American	10	<1%	Shelter	2781	30%
Other	32	1%	Other	24	<1%	Counseling	1301	24%
Missing	150		Missing	192		Legal	1713	29%
Relationship			Family/Blood Relationship			Information		
Spouse	1938	28%	Parent	152	30%	Other	576	7%
Cohabiting	2279	33%	Child	139	27%	Missing	23	
Dating, not cohabiting	271	4%	Sibling	101	20%	<i>Link Only</i>	103	1%
Ex-spouse/-partner	1512	22%	Other	118	23%	Type of Abuse		
Child in common only	335	5%	Same Gender IPV Relationship			Physical & Emotional		
Family	544	8%	Male	76	1%	4769		
Roommate/Attendant	68	1%	Female	162	3%	Order of Protection		
Missing	157					OOP against abuser		
						233		
						16%		

**REGION 1 – COOK COUNTY (without Chicago)
VICTIM SERVICE CALLS N=1,386**

Victim			Abuser			Children		
Age (median)=33			Age (median)=36			No Children		
19 and under	54	1%	19 and under	26	2%	Have Children	811	59%
20 thru 24	226	17%	20 thru 24	131	10%	0-5 yrs	324	23%
25 thru 29	242	18%	25 thru 29	204	16%	0-18 yrs	772	56%
30 thru 34	211	16%	30 thru 34	226	17%	0-18 (range)	1-9	
35 thru 39	174	13%	35 thru 39	197	15%	0-18 (avg N)	2	
40 thru 44	175	13%	40 thru 44	171	13%	Call Language		
45 thru 49	103	8%	45 thru 49	143	11%	English	1298	94%
50 thru 59	119	9%	50 thru 59	150	11%	Spanish	81	6%
60 and over	17	1%	60 and over	49	4%	Other	7	<1%
Missing	57		Missing	-		Referred By		
Gender			Gender			Police		
Female	1313	95%	Female	113	8%	DV/Soc Service	221	27%
Male	68	5%	Male	1248	92%	Advertisement	52	6%
Transgender	-	-	Transgender	-	-	Family or Friend	22	3%
Missing	5		Missing	6		Health	13	2%
Race			Race			Self		
Black	588	43%	Black	621	47%	Info Resource	22	3%
White	417	31%	White	375	28%	Criminal & Civil	4	<1%
Latino/Hispanic	292	21%	Latino/Hispanic	276	21%	Work & School	2	<1%
Middle Eastern	9	1%	Middle Eastern	14	1%	Other	15	2%
Asian	18	1%	Asian	16	1%	Missing	132	
Multi-racial	20	1%	Multi-racial	12	1%	Service Need		
Native American	4	<1%	Native American	1	<1%	Shelter	643	47%
Other	8	1%	Other	6	<1%	Counseling	284	21%
Missing	30		Missing	46		Legal	265	19%
Relationship			Family/Blood Relationship			Information		
Spouse	479	35%	Parent	39	44%	Other	107	8%
Cohabiting	388	29%	Child	16	18%	Missing	4	
Dating, not cohabiting	54	4%	Sibling	18	21%	<i>Link Only</i>	16	1%
Ex-spouse/-partner	266	20%	Other	15	17%	Type of Abuse		
Child in common only	65	5%	Same Gender IPV Relationship			Physical & Emotional		
Family	95	7%	Male	9	1%	927		
Roommate/Attendant	11	1%	Female	26	2%	Order of Protection		
Missing	27					OOP against abuser		
						187		
						15%		

**REGION 2
VICTIM SERVICE CALLS N=747**

Victim			Abuser			Children		
Age (median)=33			Age (median)=36			No Children		
19 and under	34	5%	19 and under	23	3%	Have Children	439	59%
20 thru 24	105	15%	20 thru 24	84	12%	0-5 yrs	165	22%
25 thru 29	134	19%	25 thru 29	78	11%	0-18 yrs	419	56%
30 thru 34	112	16%	30 thru 34	124	18%	0-18 (range)	1-7	
35 thru 39	119	17%	35 thru 39	104	15%	0-18 (avg N)	2	
40 thru 44	77	11%	40 thru 44	106	16%	Call Language		
45 thru 49	56	8%	45 thru 49	90	13%	English	695	93%
50 thru 59	54	7%	50 thru 59	59	9%	Spanish	51	7%
60 and over	14	2%	60 and over	16	2%	Other	1	<1%
Missing	36		Missing	63		Referred By		
Gender			Gender			Police		
Female	680	92%	Female	87	12%	DV/Soc Service	145	31%
Male	62	8%	Male	645	88%	Advertisement	29	6%
Transgender	-	-	Transgender	-	-	Family or Friend	19	4%
Missing	5		Missing	15		Health	4	1%
Race			Race			Self		
Black	234	32%	Black	269	32%	Info Resource	22	5%
White	315	43%	White	285	28%	Info Resource	11	2%
Latino/Hispanic	144	20%	Latino/Hispanic	130	35%	Criminal & Civil	2	<1%
Middle Eastern	4	1%	Middle Eastern	4	1%	Work & School	-	-
Asian	13	2%	Asian	9	2%	Other	7	2%
Multi-racial	8	1%	Multi-racial	7	1%	Missing	80	
Native American	-	-	Native American	-	1%	Service Need		
Other	6	1%	Other	3	<1%	Shelter	358	48%
Missing	23		Missing	25		Counseling	135	18%
Relationship			Family/Blood Relationship			Legal		
Spouse	264	36%	Parent	17	30%	Legal	158	21%
Cohabiting	211	30%	Child	16	29%	Information	37	5%
Dating, not cohabiting	22	3%	Sibling	8	14%	Other	37	7%
Ex-spouse/-partner	132	18%	Other	15	27%	Missing	2	
Child in common only	26	4%	Same Gender IPV Relationship			Type of Abuse		
Family	60	8%	Male	8	1%	Physical & Emotional	502	76%
Roommate/Attendant	11	1%	Female	21	3%	Order of Protection		
Missing	21					OOP against abuser	233	15%

**REGION 3
VICTIM SERVICE CALLS N=126**

Victim			Abuser			Children		
Age (median)=31			Age (median)=33			No Children		
19 and under	4	3%	19 and under	1	1%	Have Children	71	56%
20 thru 24	25	22%	20 thru 24	13	12%	0-5 yrs	55	44%
25 thru 29	25	22%	25 thru 29	27	26%	0-18 yrs	25	20%
30 thru 34	13	11%	30 thru 34	14	13%	0-18 (range)	52	41%
35 thru 39	12	10%	35 thru 39	9	9%	0-18 (avg N)	1-5	
40 thru 44	16	14%	40 thru 44	13	12%		2	
45 thru 49	13	11%	45 thru 49	15	14%	Call Language		
50 thru 59	5	4%	50 thru 59	9	9%	English	123	98%
60 and over	3	3%	60 and over	4	4%	Spanish	3	2%
Missing	11		Missing	-		Other	-	-
Gender			Gender			Referred By		
Female	119	97%	Female	12	10%	Police	42	46%
Male	3	3%	Male	107	90%	DV/Soc Service	24	26%
Transgender	-	-	Transgender	-	-	Advertisement	8	9%
Missing	4		Missing	1		Family or Friend	4	4%
Race			Race			Health	3	3%
Black	48	40%	Black	59	51%	Self	7	8%
White	57	48%	White	46	40%	Info Resource	1	1%
Latino/Hispanic	7	6%	Latino/Hispanic	6	5%	Criminal & Civil	-	-
Middle Eastern	3	2%	Middle Eastern	3	3%	Work & School	-	-
Asian	3	2%	Asian	1	1%	Other	2	2%
Multi-racial	1	1%	Multi-racial	-	-	Missing	16	
Native American	-	-	Native American	-	-	Service Need		
Other	-	-	Other	-	-	Shelter	60	48%
Missing	7		Missing	5		Counseling	19	15%
Relationship			Family/Blood Relationship			Legal	38	31%
Spouse	31	26%	Parent	5	62%	Information	1	1%
Cohabiting	43	36%	Child	2	25%	Other	6	5%
Dating, not cohabiting	7	6%	Sibling	1	12%	Missing	-	
Ex-spouse/-partner	21	18%	Other	-	-	<i>Link Only</i>	6	5%
Child in common only	6	5%	Same Gender IPV Relationship			Type of Abuse		
Family	11	9%	Male	-	-	Physical & Emotional	92	83%
Roommate/Attendant	-	-	Female	2	2%	Order of Protection		
Missing	7					OOP against abuser	14	13%

REGION 4
VICTIM SERVICE CALLS N=67

Victim			Abuser			Children		
Age (median)=32			Age (median)=35			No Children		
19 and under	1	2%	19 and under	-	-	Have Children	40	60%
20 thru 24	8	13%	20 thru 24	8	13%	0-5 yrs	27	40%
25 thru 29	14	23%	25 thru 29	12	20%	0-18 yrs	7	10%
30 thru 34	12	20%	30 thru 34	9	15%	0-18 (range)	25	37%
35 thru 39	5	8%	35 thru 39	9	15%	0-18 (avg N)	1-4	
40 thru 44	6	10%	40 thru 44	9	15%		2	
45 thru 49	9	15%	45 thru 49	3	5%	Call Language		
50 thru 59	3	5%	50 thru 59	5	8%	English	67	100%
60 and over	2	3%	60 and over	5	8%	Spanish	-	-
Missing	6		Missing	7		Other	-	-
Gender			Gender			Referred By		
Female	62	95%	Female	9	14%	Police	21	46%
Male	3	5%	Male	55	86%	DV/Soc Service	11	24%
Transgender	-	-	Transgender	-	-	Advertisement	3	6%
Missing	2		Missing	3		Family or Friend	3	6%
Race			Race			Health	3	6%
Black	21	34%	Black	20	33%	Self	3	6%
White	35	57%	White	39	64%	Info Resource	1	2%
Latino/Hispanic	2	3%	Latino/Hispanic	1	2%	Criminal & Civil	1	2%
Middle Eastern	-	-	Middle Eastern	-	-	Work & School	-	-
Asian	1	1%	Asian	1	2%	Other	-	-
Multi-racial	2	3%	Multi-racial	-	-	Missing	7	
Native American	1	1%	Native American	-	-	Service Need		
Other	-	-	Other	-	-	Shelter	27	40%
Missing	5		Missing	77		Counseling	13	18%
Relationship			Family/Blood Relationship			Legal	12	18%
Spouse	20	32%	Parent	2	50%	Information	5	7%
Cohabiting	20	32%	Child	1	25%	Other	10	15%
Dating, not cohabiting	2	3%	Sibling	-	-	Missing		
Ex-spouse/-partner	12	19%	Other	1	25%	Link Only	2	3%
Child in common only	1	2%	Same Gender IPV Relationship			Type of Abuse		
Family	6	10%	Male	-	-	Physical & Emotional	36	71%
Roommate/Attendant	1	2%	Female	3	5%	Order of Protection		
Missing	5					OOP against abuser	10	19%

**REGION 5
VICTIM SERVICE CALLS N=118**

Victim			Abuser			Children		
Age (median)=34			Age (median)=35			No Children		
19 and under	7	6%	19 and under	2	2%	Have Children	58	49%
20 thru 24	16	14%	20 thru 24	13	12%	0-5 yrs	29	25%
25 thru 29	15	14%	25 thru 29	16	15%	0-18 yrs	58	49%
30 thru 34	21	19%	30 thru 34	19	17%	0-18 (range)	1-4	
35 thru 39	16	14%	35 thru 39	14	13%	0-18 (avg N)	2	
40 thru 44	15	14%	40 thru 44	15	14%	Call Language		
45 thru 49	10	9%	45 thru 49	19	17%	English	117	99%
50 thru 59	9	8%	50 thru 59	9	8%	Spanish	1	1%
60 and over	2	2%	60 and over	2	2%	Other	-	-
Missing	7		Missing	-		Referred By		
Gender			Gender			Police		
Female	108	92%	Female	17	85%	DV/Soc Service	17	21%
Male	9	8%	Male	99	15%	Advertisement	4	5%
Transgender	-	-	Transgender	-	-	Family or Friend	1	1%
Missing	1		Missing	-		Health	2	2%
Race			Race			Self		
Black	16	14%	Black	19	17%	Info Resource	3	4%
White	94	80%	White	87	76%	Criminal & Civil	1	1%
Latino/Hispanic	3	3%	Latino/Hispanic	4	3%	Work & School	-	-
Middle Eastern	2	2%	Middle Eastern	2	2%	Other	3	4%
Asian	2	2%	Asian	1	1%	Missing	20	
Multi-racial	-	-	Multi-racial	1	1%	Service Need		
Native American	-	-	Native American	-	-	Shelter	40	34%
Other	-	-	Other	-	-	Counseling	36	31%
Missing	1		Missing	2		Legal	29	25%
Relationship			Family/Blood Relationship			Information		
Spouse	61	54%	Parent	3	43%	Other	4	3%
Cohabiting	28	25%	Child	1	14%	Missing	2	
Dating, not cohabiting	2	2%	Sibling	2	29%	<i>Link Only</i>	3	2%
Ex-spouse/-partner	10	9%	Other	1	14%	Type of Abuse		
Child in common only	3	3%	Same Gender IPV Relationship			Physical & Emotional		
Family	7	6%	Male	-	-		71	69%
Roommate/Attendant	1	1%	Female	5	5%	Order of Protection		
Missing	6					OOP against abuser		
							28	25%

Glossary

Abuser	Callers to the Help Line provide demographic information (age, sex, race) about the victim's abuser.
Age	The VIRA records the actual age of the victim and their abuser from which the average and median ages are calculated. Where used, the median represents the middle point in the range of ages. At times, this method is chosen to be consistent with the Census Bureau reporting of age. For presentation purposes, age groupings are also used.
Calls Classification	All calls to the Help Line are classified as domestic violence calls for services, domestic violence information only, links to providers only, non-DV information only, and administrative calls.
Census 2000 Demographics	Demographic information for the City of Chicago, zip code areas were obtained from the U.S. Census Bureau, Census 2000. Data was extracted using American Fact Finder on the Census Bureau website: www.census.gov .
Children	Callers are asked to provide the age and gender of all children living with the victim. Calculated for this report are the total numbers of victims having children which can include an adult child. Of the victims who have children, dependent children 0-5 years and 0-18 years are noted. In some cases, information about children may not have been obtained or recorded therefore the number of victims without children may be slightly higher than actual.
County	Callers are asked for county designations to locate and connect them with services. Counties are organized into 5 clusters called regions as designated by the Illinois Department of Human Services. Profiles are created for each county cluster region.
DV Providers	Over 400 agencies provide domestic violence services in Chicago and throughout Illinois. Shelter, counseling, legal advocacy, legal representation, children services, and abuser services are among the many service available to callers.
Language	Language reflects the language used during the call. Most calls received by the Help Line are conducted in English, Spanish or Polish. When callers speak a language other than English or Spanish, the Language Line or another source is used.
Loop	Included in the Loop area are all codes that are assigned by the Post Office to the area of the Loop.
N	N represents the total count or the sub-population of the total count. Missing data account for total count variations.
Race	Callers identify the victim's racial category: Black/African American, White, Latino/Hispanic, Middle Eastern, Asian, Multi-racial, Native American or Other. Percentages for each category are reported; however because the numbers are

small for the breakdown reports racial categories are grouped into Black, White, Latino and Other.

Referral By Callers are asked who referred them to the Help Line or how they learned about the Help Line. For presentation, referral sources are grouped into seven broad categories.

Regions Five regions were created based on county clusters as organized by the Illinois Department of Human Services. The county/counties that make up each region are listed below.

<i>Region 1</i>	Cook
<i>Region 2</i>	Boone, Carroll, DeKalb, DuPage, Grundy, Jo Daviess, Kane, Kankakee, Kendall, Lake, Lee, McHenry, Ogle, Stephenson, Whiteside, Will, Winnebago
<i>Region 3</i>	Bureau, Champaign, Ford, Fulton, Henderson, Henry, Iroquois, Knox, La Salle, Livingston, McDonough, McLean, Marshall, Mason, Mercer, Peoria, Putnam, Rock Island, Stark, Tazewell, Vermilion, Warren, Woodford
<i>Region 4</i>	Adams, Brown, Calhoun, Cass, Christian, Clark, Coles, Cumberland, De Witt, Douglas, Edgar, Effingham, Greene, Hancock, Jersey, Logan, Macon, Macoupin, Menard, Montgomery, Morgan, Moultrie, Piatt, Pike, Sangamon, Schuyler, Scott, Shelby
<i>Region 5</i>	Alexander, Bond, Clay, Clinton, Crawford, Edwards, Fayette, Franklin, Gallatin, Hamilton, Hardin, Jackson, Jasper, Jefferson, Johnson, Lawrence, Madison, Marion, Massac, Monroe, Perry, Pope, Pulaski, Randolph, Richland, St. Clair, Saline, Union, Wabash, Washington, Wayne, White, Williamson

Relationship Callers are asked to identify the relationship of the abuser to the victim. Callers are asked to further identify the family relationship (parent, child, uncle etc.) for relationships described as a non-intimate partner family or blood relation.

Sectors Three geographical divisions of the city based on zip code area were created for reporting: North, Central, and South. Each sector is an approximation of the North, Central, and South sides of the city of Chicago.

Service Need VIRAs work with callers to identify the type(s) of services needed. Callers are referred, linked, and/or informed about the needed service. Identification of service need(s) does not necessitate service connection or receipt. For presentation purposes, these services are grouped into four broad categories.

Victim Service Calls Any call to the Domestic Violence Help Line seeking service information for a victim. These calls can be placed by the victim or any caller on behalf of the victim. A domestic violence victim is anyone who has experienced abuse in a domestic relationship such as from an intimate partner or a family/household member. Domestic abuse can include physical, emotional, mental, psychological, and sexual violence.

Zip Code

Victim service callers are asked for the zip code of the neighborhood for services. Calls are placed into zip code area based on the US Postal Service listing and are geographically mapped using ARC View software. Profiles are created for each zip code area that received a victim service call. Below are Chicago Area zip codes by sector.

<i>North</i>	60613, 60614, 60618, 60625, 60626, 60630, 60631, 60634, 60639, 60640, 60641, 60645, 60646, 60647, 60656, 60657, 60659, 60660
<i>Central</i>	60601, 60602, 60603, 60604, 60605, 60606, 60607, 60608, 60609, 60615, 60610, 60611, 60612, 60616, 60622, 60623, 60624, 60632, 60644, 60651, 60653, 60654, 60661, 60665, 60668, 60673, 60684, 60685, 60693
<i>South</i>	60617, 60619, 60620, 60621, 60628, 60629, 60633, 60636, 60637, 60638, 60643, 60649, 60652, 60655