

MAYOR'S OFFICE ON DOMESTIC VIOLENCE

City of Chicago Domestic Violence Help Line

Chicago ZIP Code Area Profiles Victim Callers

2006

(January 1, 2006 - May 2, 2006)

City of Chicago
Domestic Violence Help Line

1-877-TO END DV
[1-877-863-6338]
1-877-863-6339 (TTY)



Mayor's Office on Domestic Violence
Richard M. Daley, Mayor

MAYOR'S OFFICE ON DOMESTIC VIOLENCE

Leslie Landis
Director

City of Chicago, Mayor's Office on Domestic Violence
333 South State Street
DePaul Center Suite 550
Chicago, Illinois 60604
(312) 747-9972
(312) 745-3399 fax

City of Chicago Domestic Violence Help Line

Gwyn Roland
Director

City of Chicago Domestic Violence Help Line
Chicago Metropolitan Battered Women's Network

The City of Chicago Domestic Violence Help Line is a collaboration between the City of Chicago, Mayor's Office on Domestic Violence and the Chicago Metropolitan Battered Women's Network.

City of Chicago Domestic Violence Help Line

Chicago ZIP Code Area Profiles Victim Callers

2006

(January 1, 2006 – May 2, 2006)

Prepared by:

Ebony M. Dill, Ph.D.
Coordinator of Research and Evaluation,
City of Chicago Mayor's Office on Domestic Violence

This project was supported by Grant # 2005-VA-GX-0039, awarded by the Office for Victims of Crime, Office of Justice Programs, U.S. Department of Justice, through the Illinois Criminal Justice Information Authority. Points of view or opinions contained within this document are those of the author and do not necessarily represent the official position or policies of the U.S. Department of Justice, or the Illinois Criminal Justice Information Authority.

INTRODUCTION

CITY OF CHICAGO DOMESTIC VIOLENCE HELP LINE

The City of Chicago Domestic Violence Help Line is a toll-free, telephone service that functions as a clearinghouse to domestic violence services in the metropolitan Chicago area. The Help Line operates 24-hours a day, 7 days a week. The service is confidential and multi-lingual. Established in 1998, the City of Chicago, Mayor's Office on Domestic Violence contracts with the Chicago Metropolitan Battered Women's Network to staff the Help Line. Callers to the Help Line are provided with general domestic violence information, referrals to appropriate domestic violence services, and a three-way phone linkage between the caller and the domestic violence provider agency. Trained domestic violence advocates called VIRAs (Victim Information and Referral Advocates) provide victims with immediate information about their options, information on safety planning, and referrals to community based providers including shelters, counseling services, legal advocacy services, and civil legal services. Diverse language needs are met by English and bi-lingual, bi-cultural Spanish speaking VIRAs. VIRAs can access translators via a Language Line to respond to over 140 other language needs. A TTY is available for speech and hearing impaired callers. The Help Line operates on two centralized databases. The first database allows VIRAs to record case specific information about a victim (not victim identifying information) that includes demographic information and service need information. The caller is provided with a unique call ID number to refer to during subsequent calls to the Help Line. The second is a searchable database of domestic violence service provider programs in the Chicago metropolitan area. Callers are matched to services based on the ZIP code provided by the caller and their identified service need.

NEW HELP LINE SERVICE ENHANCEMENTS

In efforts to better serve callers to the City of Chicago Domestic Violence Help Line, several enhancements are being made to the Help Line information databases. Following these planned enhancements, VIRAs will be able to record information and service needs for multiple victims in the same household, to record county designations for each caller, and to connect victim callers with service providers across the city and statewide. These enhancements will occur in multiple phases between 2006 and 2008. This report covers the period before the planned enhancements - January 1, 2006 to May 2, 2006. A second report that covers the period May 2, 2006 to December 31, 2006 is forthcoming and will reflect initial changes. Specific changes will be detailed in subsequent reports.

CHICAGO ZIP CODE AREA PROFILES

Chicago ZIP Code Area Profiles 2006 is the fifth annual profile report of the characteristics of victim callers to the City of Chicago Domestic Violence Help Line. Between January 1, 2006 and May 2, 2006, the Help Line answered nearly five thousand calls from persons in and around the Chicago area. Callers not only request domestic violence information and services, but information on a variety of topics. Victims of domestic violence represented 42% (2,070) of all callers to the Help Line between January 1, 2006 and May 2, 2006 and typically receive information and/or referrals for services. Victim callers provide ZIP codes that are used to describe victim location and to connect victims with appropriate service locations. For this report, domestic violence victim callers in the Chicago area, who provided a location ZIP code, were analyzed. This report is a summary of those 1,306 Chicago domestic violence victim callers.

The ZIP code profile report is intended for use at the community level to support decision-making around the provision of domestic violence services. The profiles support increasing awareness about the extent of domestic violence in the City of Chicago, to provide useful information to the domestic violence service provider community and their funding agencies to develop and refine domestic violence services in Chicago, and to encourage community level responses to domestic violence. Data for the Chicago ZIP Code Area Profiles 2006 are obtained from the City of Chicago Domestic Violence Help Line for the year January 1, 2006 through May 2, 2006. This report provides descriptive information about the victim caller and their abuser. Counts, percentages, and/or indicators of central tendency [mean or median] are used to describe age, gender, race, parenthood, number of children, call language, service need, referral source, abuser relationship, and same gender relationship. To place victim callers into context, population data obtained from the 2000 Census and the numbers of domestic violence service providers providing services at the time of printing this report are also included in relevant sections. Data are presented in three formats: at the City level, by Sector (North, South, Central), and by particular Chicago ZIP Code. Data in this report reflect domestic violence victim's use of the City of Chicago Domestic Violence Help Line and is not an indicator of the prevalence or incidence of domestic violence in Chicago. This report format allows for ease of photocopying and distribution of individual profile sections. As a note, the numbers reported in this report will be significantly lower than the actual number of victims of domestic violence in Chicago because many victims do not contact other persons about their situations. A variety of reports are produced from the City of Chicago Domestic Violence Help Line data. We invite you to peruse these reports on our website: www.cityofchicago.org/domesticviolence.

CONTENTS

INTRODUCTION.....	4
City of Chicago Domestic Violence Help Line	
Help Line Service Enhancements	
Chicago ZIP Code Area Profiles	
INDEX TO ZIP CODE AREAS.....	7
CHICAGO CITYWIDE VICTIM CALLERS.....	8
Map: Chicago area ZIP codes	
SECTOR PROFILES FOR VICTIM CALLERS.....	10
NORTH SECTOR.....	11
Map: North Sector	
Victim Callers Profiles	
CENTRAL SECTOR.....	13
Map: Central Sector	
Victim Callers Profiles	
SOUTH SECTOR.....	15
Map: South Sector	
Victim Callers Profiles	
ZIP CODE AREA PROFILES.....	17
North Sector by ZIP Codes	
Central Sector by ZIP Codes	
South Sector by ZIP Codes	
GLOSSARY/DEFINITIONS.....	32

INDEX TO ZIP CODE AREAS

<u>ZIP</u>	<u>SECTOR</u>	<u>PAGE</u>	<u>ZIP</u>	<u>SECTOR</u>	<u>PAGE</u>
The LOOP	Central	23	60632	Central	26
60606 & 60607	Central	23	60633	South	28
60608	Central	23	60634	North	19
60609	Central	23	60636	South	28
60610	Central	24	60637	South	29
60611	Central	24	60638	South	29
60612	Central	24	60639	North	19
60613	North	18	60640	North	20
60614	North	18	60641	North	20
60615	Central	24	60643	South	29
60616	Central	25	60644	Central	26
60617	South	27	60645	North	20
60618	North	18	60646	North	20
60619	South	27	60647	North	21
60620	South	27	60649	South	29
60621	South	27	60651	Central	26
60622	Central	25	60652	South	30
60623	Central	25	60653	Central	26
60624	Central	25	60654	Central	27
60625	North	18	60655	South	30
60626	North	19	60656	North	21
60628	South	28	60657	North	21
60629	South	28	60659	North	21
60630	North	19	60660	North	22
60631	North	24	60661	Central	27

Note: Missing, valid Chicago area ZIP codes indicate that no victim calls were reported for that ZIP code during the current reporting period.

CHICAGO CITYWIDE

Victim Callers 2006⁺

N=1,306

Victim			Abuser			Children		
Age (Median=32)			Age (Median=35)					
9 thru 19	58	5%	15 thru 19	31	3%	No Children	697	53%
20 thru 24	227	19%	20 thru 24	139	12%	Have Kids	609	47%
25 thru 29	225	18%	25 thru 29	208	17%	Total Kids	1259	
30 thru 34	200	16%	30 thru 34	203	17%	Kids 0-5 yrs	582	
35 thru 39	209	17%	35 thru 39	209	17%	Range	1-7	
40 thru 44	131	11%	40 thru 44	145	12%	Mean N	2.07	
45 thru 49	93	8%	45 thru 49	126	10%	Language		
50 thru 59	65	5%	50 thru 59	112	9%	English	1128	90%
60 thru 82	19	1%	60 thru 83	37	3%	Spanish	118	9%
Missing	79		Missing	96		Creole, Japanese, Polish, Russian, Serbian	13	1%
Sex			Sex			Referred By		
Female	1222	94%	Female	96	8%	Police	697	56%
Male	77	6%	Male	1187	93%	DV & Social Services	218	17%
Transgender	0	0%	Transgender	0	0%	Advertisement	145	12%
Missing	7		Missing	23		Family or Friend	50	4%
Race			Race			Health	35	3%
Black/African	731	58%	Black/African	751	59%	Information Resources	12	1%
White	180	14%	White	158	12%	Criminal & Civil Justice	8	1%
Latino/Hispanic	312	25%	Latino/Hispanic	324	26%	Employment & School	2	<1%
Middle Eastern	3	<1%	Middle Eastern	4	<1%	Other	86	7%
Asian	12	1%	Asian	10	1%	Missing	53	
Multi-racial	8	1%	Multi-racial	8	1%	Service Need		
Native American	1	<1%	Native American		0%	Shelter	512	40%
Other	18	1%	Other	16	1%	Counseling	256	20%
Missing	41		Missing	35		Legal	348	27%
Relationship			Family/ Blood Relationship			Information	72	6%
Spouse	404	32%	Parent/Step parent	28	39%	Other	95	7%
Partner-cohabiting	363	29%	Child/Step child	18	25%	Missing	23	
Partner-not cohabiting	155	12%	Sibling	17	24%			
Ex-Spouse/-Partner	200	16%	Other	8	11%			
Child in common only	42	3%	Same Sex Relationship					
Family/Blood	71	6%	Male	20	2%			
Roommate/Personal Attendant	22	2%	Female	26	2%			
Other	9	1%						
Missing	35							

Note: Percentages (%) are rounded to next whole number. ⁺ Reporting period is January 1, 2006 to May2, 2006.

Chicago Area Demographics

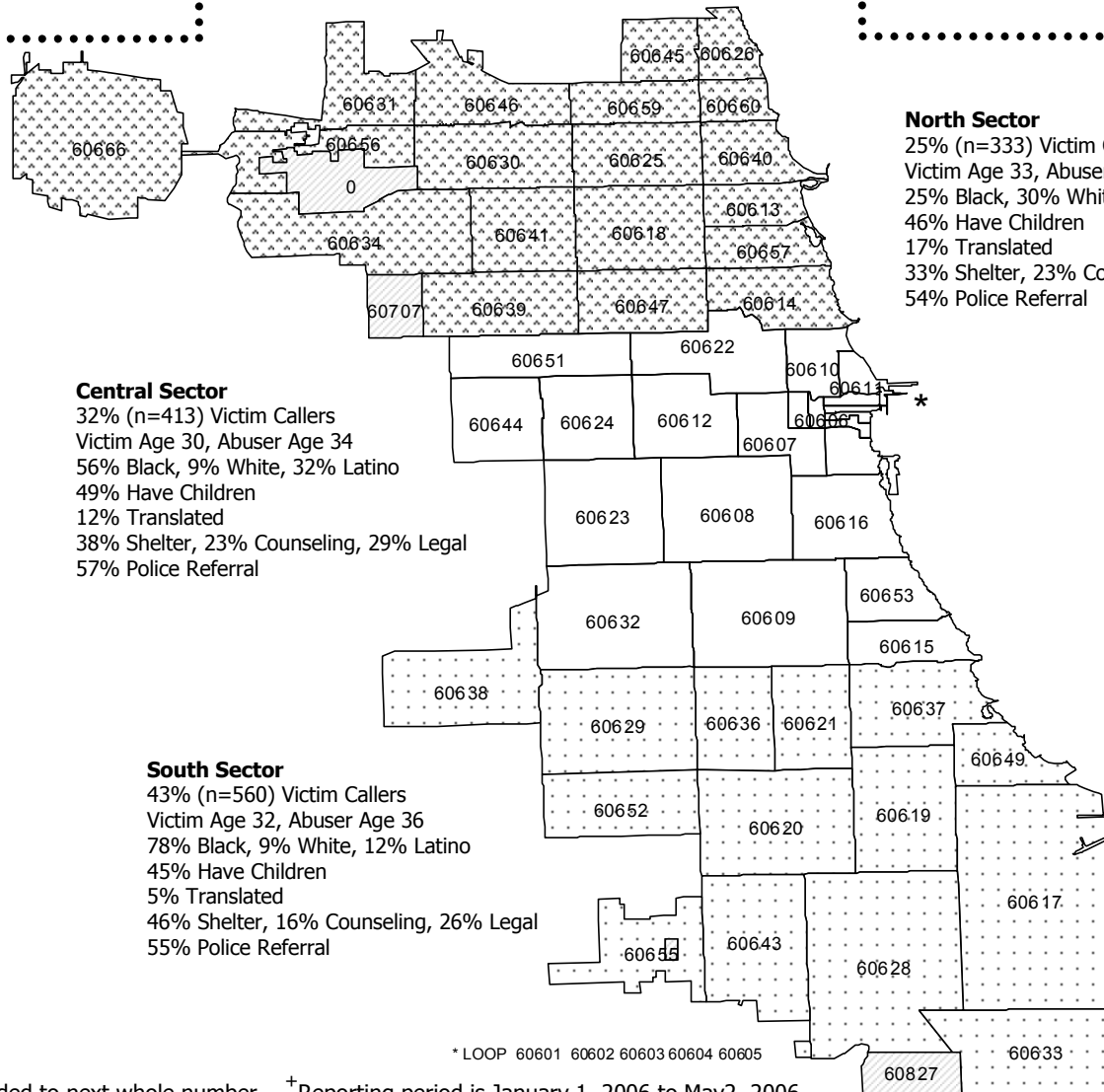
Total Population:	2,896,016
Race:	753,644
Hispanic/Latino	
Not Hispanic/Latino:	
Asian	124,437
Black	1,053,739
White	907,166
Other	57,030
Age Median	31.5
Income Median (household)	\$38,625

Source: U.S. Census Bureau, Census 2000

Chicago ZIP Code Area Victim Callers to Help Line by Sector 2006⁺

Domestic Violence Service Provider Agencies' Primary Service

Emergency Shelter	6
-population specific	2
DV counseling (+ some sexual assault)	32
Sexual Assault Counseling	8
Legal Advocacy	4
Legal Representation	11
Counseling and Legal Advocacy	18
Legal Advocacy and Representation	7



North Sector

25% (n=333) Victim Callers
Victim Age 33, Abuser Age 35
25% Black, 30% White, 37% Latino
46% Have Children
17% Translated
33% Shelter, 23% Counseling, 28% Legal
54% Police Referral

Central Sector

32% (n=413) Victim Callers
Victim Age 30, Abuser Age 34
56% Black, 9% White, 32% Latino
49% Have Children
12% Translated
38% Shelter, 23% Counseling, 29% Legal
57% Police Referral

South Sector

43% (n=560) Victim Callers
Victim Age 32, Abuser Age 36
78% Black, 9% White, 12% Latino
45% Have Children
5% Translated
46% Shelter, 16% Counseling, 26% Legal
55% Police Referral






* LOOP 60601 60602 60603 60604 60605

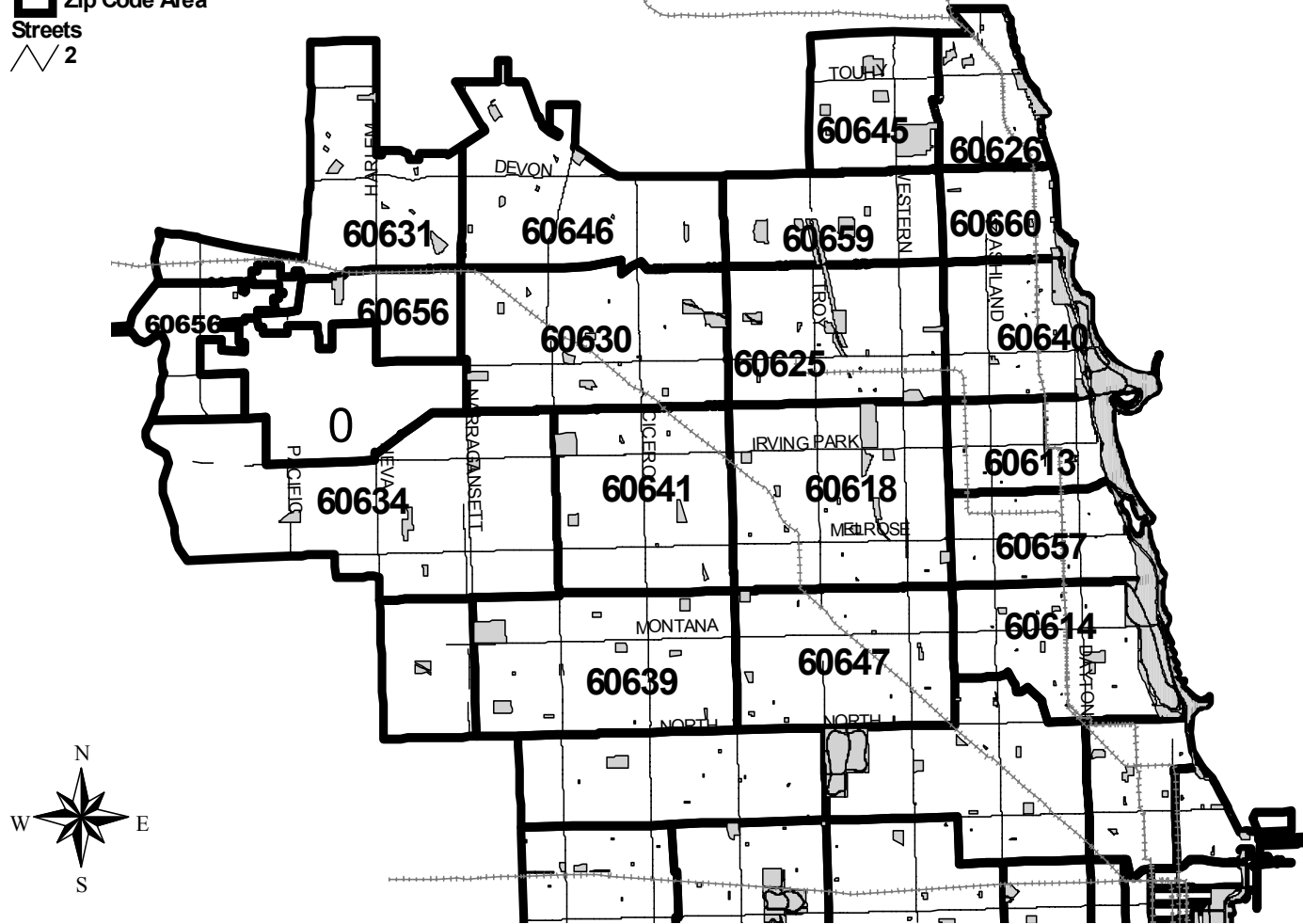
Note: Percentages (%) are rounded to next whole number. ⁺ Reporting period is January 1, 2006 to May 2, 2006.

Sector Profiles

- Provides a count and percentage for victim caller information for designations that divide the city of Chicago into north, central, and south sectors. Percentages (%) are rounded to next whole number.
- In order to place this information in context, the number of service providers located within each sector is also provided.

North Sector

-  Cta_lines.shp
-  Parks
-  Zip Code Area
-  Streets
-  2



NORTH SECTOR

Victim Callers 2006⁺






N=333


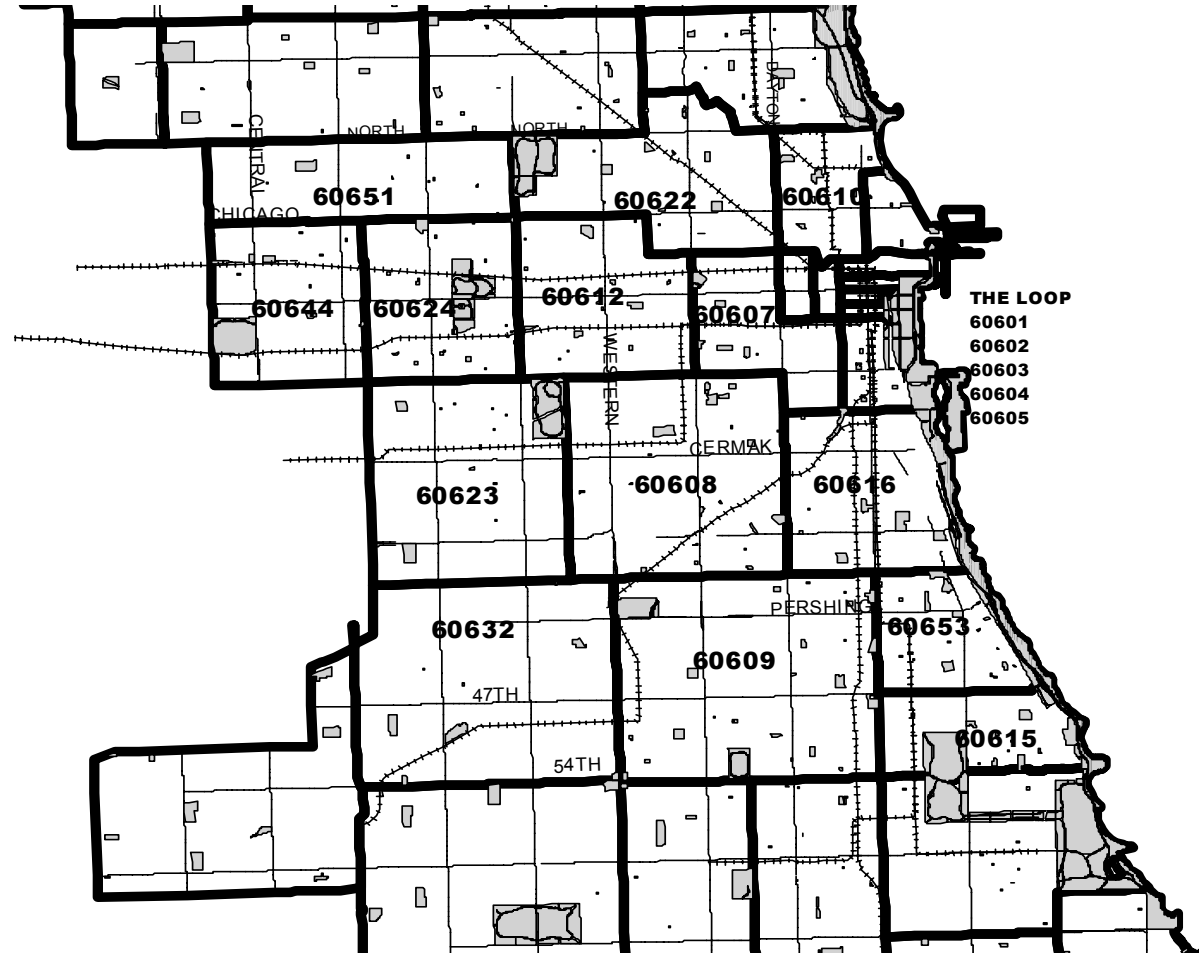
Victim			Abuser			Children		
Age (Median=33)			Age (Median=35)					
9 thru 19	15	5%	15 thru 19	9	3%	No Children	179	54%
20 thru 24	59	19%	20 thru 24	31	10%	Have Kids	154	46%
25 thru 29	50	16%	25 thru 29	51	17%	Total Kids	300	
30 thru 34	44	14%	30 thru 34	48	16%	Kids 0-5 yrs	113	
35 thru 39	58	19%	35 thru 39	59	19%	Range	1-6	
40 thru 44	39	13%	40 thru 44	38	13%	Mean N	1.95	
45 thru 49	27	19%	45 thru 49	31	10%	Language		
50 thru 59	11	4%	50 thru 59	28	9%	English	249	82%
60 thru 82	5	2%	60 thru 70	10	3%	Spanish	46	15%
Missing	23		Missing	28		Creole, Polish, Russian, Serbian	10	3%
Sex			Sex			Referred By		
Female	306	93%	Female	30	9%	Police	174	54%
Male	24	7%	Male	296	91%	DV & Social Services	59	18%
Transgender	0	0%	Transgender	0	0%	Advertisement	41	13%
Missing	3		Missing	7		Family or Friend	11	3%
Race			Race			Health	9	3%
Black/African	80	25%	Black/African	83	26%	Information Resources	6	2%
White	97	30%	White	89	28%	Criminal & Civil Justice	1	<1%
Latino/Hispanic	118	37%	Latino/Hispanic	123	38%	Employment & School	2	1%
Middle Eastern	1	<1%	Middle Eastern	2	1%	Other	17	5%
Asian	5	2%	Asian	7	2%	Missing	13	
Multi-racial	7	2%	Multi-racial	6	2%	Service Need		
Native American	0	0%	Native American	0	0%	Shelter	109	33%
Other	13	4%	Other	11	3%	Counseling	76	23%
Missing	12		Missing	12		Legal	90	28%
Relationship			Family/ Blood Relationship			Information	21	6%
Spouse	123	38%	Parent/Step parent	7	41%	Other	31	10%
Partner-cohabiting	85	26%	Child/Step child	6	35%	Missing	6	
Partner-not cohabiting	35	11%	Sibling	1	6%	DV Service Provider		
Ex-Spouse/-Partner	47	15%	Other	3	18%	Shelter – 1 population specific	4	
Child in common only	8	3%	Same Sex Relationship			DV Counseling	10	
Family/Blood	17	5%	Male	7	2%	Legal Advocacy	1	
Roommate/Personal Attendant	7	2%	Female	10	3%	Legal Representation	-	
Other	2	1%				Both Legal Adv & Rep	2	
Missing	9					Counseling and Legal Advocacy	10	
						Sexual Assault Counseling	2	

Note: Percentages (%) are rounded to next whole number. ⁺ Reporting period is January 1, 2006 to May2, 2006.

Map 2. Central Sector

Central Sector

-  Cta_lines.shp
-  Parks
-  Zip Code Area
-  Streets
-  2



CENTRAL SECTOR




Victim Callers 2006⁺


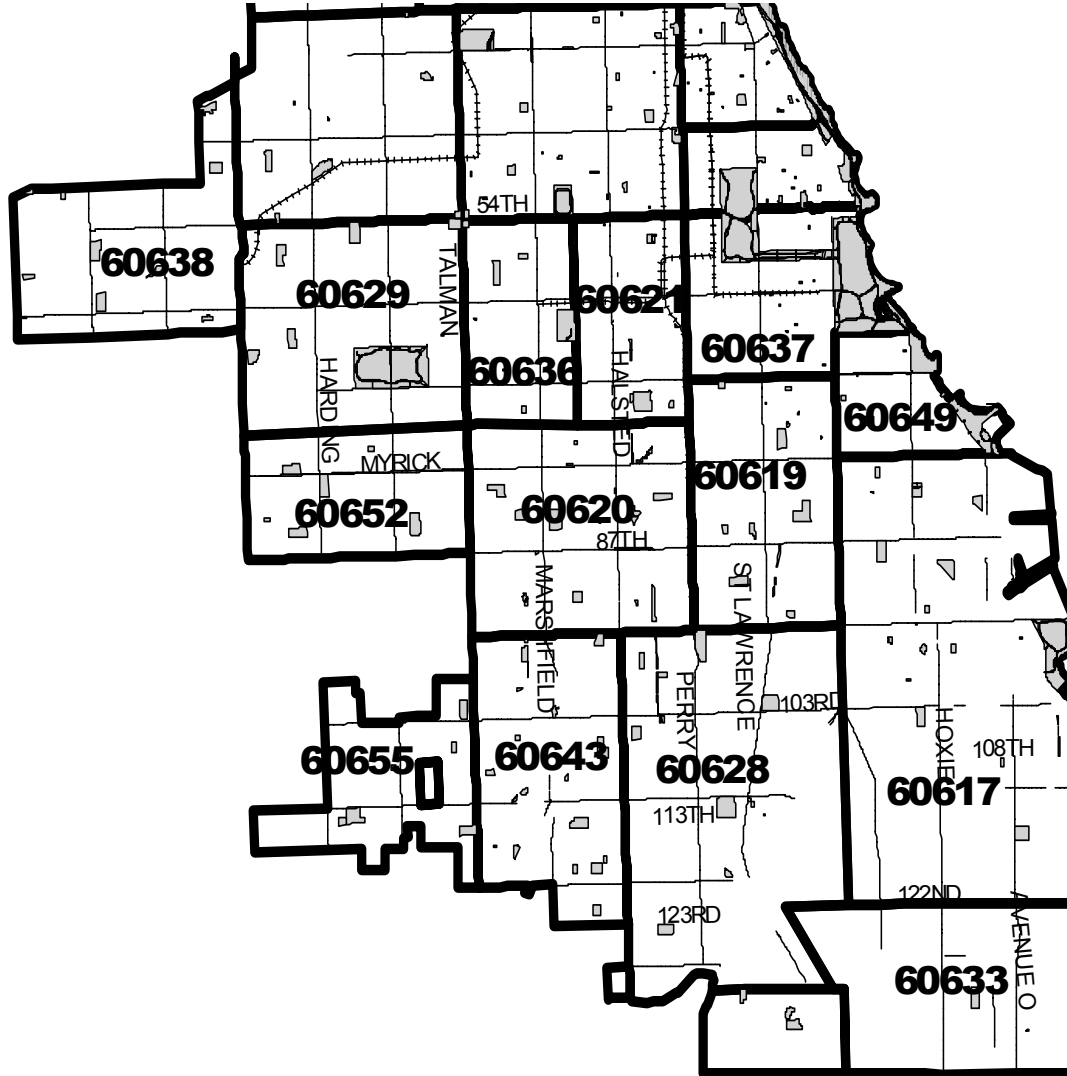
N=413

Victim			Abuser			Children		
Age (Median=30)			Age (Median=34)					
15 thru 19	21	5%	16 thru 19	8	2%	No Children	211	51%
20 thru 24	75	19%	20 thru 24	61	16%	Have Kids	202	49%
25 thru 29	81	21%	25 thru 29	70	18%	Total Kids	427	
30 thru 34	67	17%	30 thru 34	68	18%	Kids 0-5 yrs	161	
35 thru 39	58	15%	35 thru 39	70	18%	Range	1-7	
40 thru 44	39	10%	40 thru 44	30	9%	Mean N	2.10	
45 thru 49	24	6%	45 thru 49	31	8%	Language		
50 thru 59	21	5%	50 thru 59	35	9%	English	350	88%
60 thru 73	5	1%	60 thru 69	7	2%	Spanish	45	11%
Missing	22		Missing	27		Creole, Russian	2	<1%
Sex			Sex			Referred By		
Female	389	94%	Female	21	5%	Police	224	57%
Male	24	6%	Male	389	95%	DV & Social Services	64	16%
Transgender	0	0%	Transgender	0	0%	Advertisement	45	12%
Missing	0		Missing	3		Family or Friend	17	4%
Race			Race			Health	10	3%
Black/African	227	56%	Black/African	232	57%	Information Resources	1	<1%
White	37	9%	White	34	8%	Criminal & Civil Justice	5	1%
Latino/Hispanic	130	32%	Latino/Hispanic	135	33%	Employment & School	0	0%
Middle Eastern	2	1%	Middle Eastern	2	1%	Other/Safe Start	25	6%
Asian	15	1%	Asian	3	1%	Missing	22	
Multi-racial	0	0%	Multi-racial	0	0%	Service Need		
Native American	0	0%	Native American	0	0%	Shelter	154	38%
Other	2	1%	Other	1	<1%	Counseling	93	23%
Missing	10		Missing	6		Legal	117	29%
Relationship			Family/ Blood Relationship			Information	21	5%
Spouse	122	30%	Parent/Step parent	4	25%	Other	24	6%
Partner-cohabiting	124	31%	Child/Step child	4	25%	Missing	4	
Partner-not cohabiting	46	11%	Sibling	8	50%	DV Service Provider		
Ex-Spouse/-Partner	63	16%	Other	0	0%	Shelter	2	
Child in common only	18	5%	Same Sex Relationship			DV Counseling	14	
Family/Blood	17	4%	Male	13	3%	Legal Advocacy	2	
Roommate/Personal	9	2%	Female	9	2%	Legal Representation	10	
Attendant						Both Legal Adv & Rep	5	
Other	4	1%				Counseling and Legal Advocacy	3	
Missing	10					Sexual Assault Counseling	5	

Note: Percentages (%) are rounded to next whole number. ⁺ Reporting period is January 1, 2006 to May 2, 2006.

South Sector

-  Cta_lines.shp
-  Parks
-  Zip Code Area
-  Streets
-  2



SOUTH SECTOR

Victim Callers 2006⁺

N=560

Victim			Abuser			Children		
Age (Median=32)			Age (Median=36)					
15 thru 19	22	4%	16 thru 19	14	3%	No Children	307	55%
20 thru 24	93	18%	20 thru 24	47	9%	Have Kids	253	45%
25 thru 29	94	18%	25 thru 29	87	17%	Total Kids	532	
30 thru 34	89	17%	30 thru 34	87	17%	Kids 0-5 yrs	182	
35 thru 39	93	18%	35 thru 39	80	15%	Range	1-7	
40 thru 44	53	10%	40 thru 44	71	14%	Mean N	2.10	
45 thru 49	42	8%	45 thru 49	64	12%	Language		
50 thru 59	33	6%	50 thru 59	49	9%	English	529	95%
60 thru 77	7	1%	60 thru 83	20	4%	Spanish	27	5%
Missing	34		Missing	41		Japanese	1	<1%
Sex			Sex			Referred By		
Female	527	95%	Female	45	8%	Police	299	55%
Male	29	5%	Male	502	92%	DV & Social Services	95	18%
Transgender	0	0%	Transgender	0	0%	Advertisement	59	11%
Missing	4		Missing	13		Family or Friend	22	4%
Race			Race			Health	16	3%
Black/African	424	78%	Black/African	436	80%	Information Resources	5	1%
White	46	9%	White	35	6%	Criminal & Civil Justice	2	<1%
Latino/Hispanic	64	12%	Latino/Hispanic	66	12%	Employment & School	0	0%
Middle Eastern	0	0%	Middle Eastern	0	0%	Other/Safe Start	44	8%
Asian	2	<1%	Asian	0	0%	Missing	18	
Multi-racial	1	<1%	Multi-racial	2	<1%	Service Need		
Native American	1	<1%	Native American	0	0%	Shelter	249	46%
Other	5	1%	Other	4	1%	Counseling	87	16%
Missing	19		Missing	17		Legal	141	26%
Relationship			Family/ Blood Relationship			Information	30	6%
Spouse	164	30%	Parent/Step parent	17	45%	Other	40	7%
Partner-cohabiting	154	28%	Child/Step child	8	21%	Missing	13	
Partner-not cohabiting	74	14%	Sibling	8	21%	DV Service Provider		
Ex-Spouse/-Partner	90	17%	Other	5	13%	Shelter – 1 population specific	2	
Child in common only	16	3%	Same Sex Relationship			DV Counseling	8	
Family/Blood	37	7%	Male	4	1%	Legal Advocacy	1	
Roommate/Personal Attendant	6	1%	Female	10	2%	Legal Representation	1	
Other	3	1%				Both Legal Adv & Rep	-	
Missing	16					Counseling & Legal Advocacy	5	
						Sexual Assault Counseling	1	

Note: Percentages (%) are rounded to next whole number. ⁺ Reporting period is January 1, 2006 to May 2, 2006.

ZIP Code Profiles

- Provides a count for victim caller information for each ZIP code designation in the city of Chicago by sector designation.
- In order to place this information in context, demographic information based on Census 2000 data is also provided along with each ZIP code.
- Missing city of Chicago ZIP codes represent no victim caller data reported/received for those ZIP code areas. See glossary/definitions for complete list of Chicago area ZIP codes.

N

O

R

T

H

60613		N=7	
VICTIM		ABUSER	
Age (Median)	27	Age (Median)	34
Sex: Female	5	Sex: Female	-
Male	2	Male	7
Race: Black	0	Race: Black	-
White	4	White	4
Latino	2	Latino	3
Other	1	Other	-
REFERRED BY		SERVICE NEED	
Police	7	Shelter	2
DV & Social Service	-	Counseling	2
Advertisement	-	Legal	2
Health	-	Info Only	-
Family or Friend	-	Other	-
Info. Resources	-		
Other	-		
LANGUAGE		Census 2000 Demographics	
English	6	Total Population	50,548
Spanish	1	Race: Hispanic/Latino	6,589
Polish	-	Not Hispanic/Latino	43,959
Other	-	Asian	2,849
		Black	4,227
		White	35,517
		Other	1,366
		HH Income Median	48,381
		Age Median	32.3

60614		N=7	
VICTIM		ABUSER	
Age (Median)	37	Age (Median)	38
Sex: Female	7	Sex: Female	-
Male	-	Male	7
Race: Black	3	Race: Black	2
White	7	White	3
Latino	-	Latino	1
Other	-	Other	1
REFERRED BY		SERVICE NEED	
Police	3	Shelter	3
DV & Social Service	2	Counseling	1
Advertisement	1	Legal	1
Health	-	Info Only	1
Family or Friend	-	Other	1
Info. Resources	1		
Other	-		
LANGUAGE		Census 2000 Demographics	
English	7	Total Population	65,474
Spanish	-	Race: Hispanic/Latino	3,554
Polish	-	Not Hispanic/Latino	61,920
Other	-	Asian	2,467
		Black	2,634
		White	55,721
		Other	1,098
		HH Income Median	68,324
		Age Median	31

60618		N=37	
VICTIM		ABUSER	
Age (Median)	35	Age (Median)	38
Sex: Female	36	Sex: Female	-
Male	6	Male	35
Race: Black	24	Race: Black	8
White	6	White	10
Latino	6	Latino	14
Other	4	Other	3
REFERRED BY		SERVICE NEED	
Police	21	Shelter	9
DV & Social Service	8	Counseling	10
Advertisement	2	Legal	13
Health	2	Info Only	1
Family or Friend	2	Other	4
Info. Resources	-		
Other	2		
LANGUAGE		Census 2000 Demographics	
English	19	Total Population	98,147
Spanish	10	Race: Hispanic/Latino	48,149
Polish	2	Not Hispanic/Latino	49,998
Other	-	Asian	4,910
		Black	2,527
		White	39,057
		Other	3,504
		HH Income Median	41,355
		Age Median	31.3

60625		N=27	
VICTIM		ABUSER	
Age (Median)	30	Age (Median)	34
Sex: Female	25	Sex: Female	4
Male	2	Male	22
Race: Black	1	Race: Black	1
White	9	White	7
Latino	15	Latino	17
Other	2	Other	1
REFERRED BY		SERVICE NEED	
Police	11	Shelter	10
DV & Social Service	5	Counseling	3
Advertisement	4	Legal	8
Health	2	Info Only	5
Family or Friend	1	Other	1
Info. Resources	-		
Other	2		
LANGUAGE		Census 2000 Demographics	
English	17	Total Population	91,351
Spanish	6	Race: Hispanic/Latino	34,385
Polish	-	Not Hispanic/Latino	56,966
Other	-	Asian	15,587
		Black	3,172
		White	33,846
		Other	4,361
		HH Income Median	40,083
		Age Median	31

N

O

R

T

H

60626		N=42	
VICTIM		ABUSER	
Age (Median)	35	Age (Median)	37
Sex: Female	36	Sex: Female	8
Male	6	Male	33
Race: Black	24	Race: Black	22
White	6	White	6
Latino	6	Latino	4
Other	4	Other	8
CHILDREN		REREFERRED BY	
No Kids	30	Police	20
Have Kids	12	DV & Social Service	6
Total Kids	28	Advertisement	6
Kids 0-5 yrs	12	Health	1
Range	1-4	Family or Friend	-
Mean N	2.3	Info. Resources	-
		Other	5
SERVICE NEED		LANGUAGE	
Shelter	15	English	39
Counseling	6	Spanish	2
Legal	11	Polish	-
Info Only	3	Other	-
Other	6		
Census 2000 Demographics		Census 2000 Demographics	
Total Population	59,251	Total Population	54,781
Race: Hispanic/Latino	16,002	Race: Hispanic/Latino	8,984
Not Hispanic/Latino	43,249	Not Hispanic/Latino	45,797
Asian	4,607	Asian	4,038
Black	16,899	Black	249
White	19,128	White	39,943
Other	2,615	Other	1,567
HH Income Median	31,318	HH Income Median	47,905
Age Median	30.3	Age Median	38.2

60630		N=	
VICTIM		ABUSER	
Age (Median)	31	Age (Median)	31
Sex: Female	8	Sex: Female	3
Male	3	Male	8
Race: Black	2	Race: Black	2
White	5	White	6
Latino	3	Latino	3
Other	1	Other	-
CHILDREN		REREFERRED BY	
No Kids	5	Police	7
Have Kids	6	DV & Social Service	2
Total Kids	8	Advertisement	1
Kids 0-5 yrs	2	Health	-
Range	1-2	Family or Friend	-
Mean N	1.3	Info. Resources	-
		Other	1
SERVICE NEED		LANGUAGE	
Shelter	2	English	11
Counseling	1	Spanish	-
Legal	5	Polish	-
Info Only	1	Other	-
Other	2		
Census 2000 Demographics		Census 2000 Demographics	
Total Population	54,781	Total Population	54,781
Race: Hispanic/Latino	8,984	Race: Hispanic/Latino	8,984
Not Hispanic/Latino	45,797	Not Hispanic/Latino	45,797
Asian	4,038	Asian	4,038
Black	249	Black	249
White	39,943	White	39,943
Other	1,567	Other	1,567
HH Income Median	47,905	HH Income Median	47,905
Age Median	38.2	Age Median	38.2

60634		N=20	
VICTIM		ABUSER	
Age (Median)	36	Age (Median)	38
Sex: Female	20	Sex: Female	2
Male	-	Male	18
Race: Black	-	Race: Black	-
White	12	White	11
Latino	6	Latino	6
Other	2	Other	3
CHILDREN		REREFERRED BY	
No Kids	8	Police	9
Have Kids	12	DV & Social Service	2
Total Kids	25	Advertisement	3
Kids 0-5 yrs	10	Health	1
Range	1-4	Family or Friend	1
Mean N	2.1	Info. Resources	-
		Other	3
SERVICE NEED		LANGUAGE	
Shelter	2	English	13
Counseling	8	Spanish	2
Legal	6	Polish	1
Info Only	1	Other	1
Other	2		
Census 2000 Demographics		Census 2000 Demographics	
Total Population	74,164	Total Population	92,951
Race: Hispanic/Latino	14,506	Race: Hispanic/Latino	61,700
Not Hispanic/Latino	59,658	Not Hispanic/Latino	31,251
Asian	2,763	Asian	1,219
Black	446	Black	16,023
White	54,764	White	12,956
Other	1,685	Other	1,053
HH Income Median	50,042	HH Income Median	40,165
Age Median	38.3	Age Median	27.6

60639		N=35	
VICTIM		ABUSER	
Age (Median)	29	Age (Median)	31
Sex: Female	32	Sex: Female	1
Male	1	Male	31
Race: Black	5	Race: Black	4
White	2	White	1
Latino	23	Latino	24
Other	2	Other	2
CHILDREN		REREFERRED BY	
No Kids	9	Police	15
Have Kids	26	DV & Social Service	4
Total Kids	56	Advertisement	8
Kids 0-5 yrs	24	Health	1
Range	1-	Family or Friend	3
Mean N	2.1	Info. Resources	1
		Other	1
SERVICE NEED		LANGUAGE	
Shelter	14	English	20
Counseling	11	Spanish	9
Legal	8	Polish	-
Info Only	1	Other	-
Other	-		
Census 2000 Demographics		Census 2000 Demographics	
Total Population	92,951	Total Population	92,951
Race: Hispanic/Latino	61,700	Race: Hispanic/Latino	61,700
Not Hispanic/Latino	31,251	Not Hispanic/Latino	31,251
Asian	1,219	Asian	1,219
Black	16,023	Black	16,023
White	12,956	White	12,956
Other	1,053	Other	1,053
HH Income Median	40,165	HH Income Median	40,165
Age Median	27.6	Age Median	27.6

N

O

R

T

H

60640		N=25	
VICTIM		ABUSER	
Age (Median)	36	Age (Median)	40
Sex: Female	24	Sex: Female	1
Male	1	Male	23
Race: Black	11	Race: Black	11
White	7	White	6
Latino	5	Latino	5
Other	1	Other	2
REFERRED BY		SERVICE NEED	
Police	13	Shelter	14
DV & Social Service	4	Counseling	4
Advertisement	3	Legal	3
Health	2	Info Only	2
Family or Friend	-	Other	1
Info. Resources	-		
Other	2		
LANGUAGE		Demographics	
English	22	Total Population	74,030
Spanish	2	Race: Hispanic/Latino	15,792
Polish	-	Not Hispanic/Latino	58,238
Other	1	Asian	9,881
		Black	14,094
		White	31,529
		Other	2,734
		HH Income Median	32,466
		Age Median	34.6

60641		N=30	
VICTIM		ABUSER	
Age (Median)	35	Age (Median)	38
Sex: Female	28	Sex: Female	2
Male	2	Male	27
Race: Black	3	Race: Black	3
White	9	White	8
Latino	15	Latino	16
Other	2	Other	2
REFERRED BY		SERVICE NEED	
Police	16	Shelter	8
DV & Social Service	8	Counseling	7
Advertisement	2	Legal	11
Health	-	Info Only	1
Family or Friend	1	Other	3
Info. Resources	2		
Other	1		
LANGUAGE		Demographics	
English	19	Total Population	73,824
Spanish	7	Race: Hispanic/Latino	28,643
Polish	2	Not Hispanic/Latino	45,181
Other	-	Asian	2,830
		Black	788
		White	39,190
		Other	2,373
		HH Income Median	42,182
		Age Median	33.8

60645		N=18	
VICTIM		ABUSER	
Age (Median)	33	Age (Median)	39
Sex: Female	17	Sex: Female	3
Male	1	Male	15
Race: Black	10	Race: Black	11
White	3	White	3
Latino	4	Latino	4
Other	0	Other	-
REFERRED BY		SERVICE NEED	
Police	12	Shelter	6
DV & Social Service	4	Counseling	6
Advertisement	2	Legal	3
Health	-	Info Only	1
Family or Friend	-	Other	2
Info. Resources	-		
Other	-		
LANGUAGE		Demographics	
English	16	Total Population	44,197
Spanish	1	Race: Hispanic/Latino	7,223
Polish	-	Not Hispanic/Latino	36,974
Other	1	Asian	6,877
		Black	4,658
		White	23,197
		Other	2,242
		HH Income Median	41,438
		Age Median	35.4

60646		N=7	
VICTIM		ABUSER	
Age (Median)	42	Age (Median)	45
Sex: Female	5	Sex: Female	2
Male	2	Male	5
Race: Black	1	Race: Black	2
White	2	White	2
Latino	2	Latino	2
Other	2	Other	-
REFERRED BY		SERVICE NEED	
Police	3	Shelter	1
DV & Social Service	-	Counseling	1
Advertisement	3	Legal	4
Health	-	Info Only	-
Family or Friend	-	Other	1
Info. Resources	-		
Other	-		
LANGUAGE		Demographics	
English	6	Total Population	27,016
Spanish	-	Race: Hispanic/Latino	1,783
Polish	-	Not Hispanic/Latino	25,233
Other	-	Asian	1,695
		Black	88
		White	23,030
		Other	420
		HH Income Median	58,232
		Age Median	42.3

N

O

R

T

H

60647		N=28	
VICTIM		ABUSER	
Age (Median)	33	Age (Median)	36
Sex: Female	28	Sex: Female	1
Male	0	Male	27
Race: Black	3	Race: Black	6
White	12	White	10
Latino	12	Latino	12
Other	-	Other	-
CHILDREN		REREFERRED BY	
No Kids	17	Police	18
Have Kids	11	DV & Social Service	4
Total Kids	23	Advertisement	4
Kids 0-5 yrs	13	Health	-
Range	1-6	Family or Friend	1
Mean N	2.1	Info. Resources	-
		Other	-
SERVICE NEED		LANGUAGE	
Shelter	7	English	26
Counseling	7	Spanish	1
Legal	7	Polish	-
Info Only	3	Other	-
Other	3		
Census 2000		Demographics	
Total Population	98,769	Race: Hispanic/Latino	66,874
Race: Hispanic/Latino	66,874	Not Hispanic/Latino	31,895
Not Hispanic/Latino	31,895	Asian	1,225
Asian	1,225	Black	5,823
Black	5,823	White	22,813
White	22,813	Other	2,034
Other	2,034	HH Income Median	35,283
HH Income Median	35,283	Age Median	28.5
Age Median	28.5		

60656		N=5	
VICTIM		ABUSER	
Age (Median)	29	Age (Median)	35
Sex: Female	4	Sex: Female	-
Male	1	Male	5
Race: Black	1	Race: Black	1
White	1	White	2
Latino	1	Latino	1
Other	1	Other	1
CHILDREN		REREFERRED BY	
No Kids	2	Police	3
Have Kids	3	DV & Social Service	1
Total Kids	4	Advertisement	-
Kids 0-5 yrs	2	Health	-
Range	1-2	Family or Friend	-
Mean N	1.3	Info. Resources	-
		Other	1
SERVICE NEED		LANGUAGE	
Shelter	1	English	4
Counseling	-	Spanish	-
Legal	2	Polish	1
Info Only	-	Other	-
Other	2		
Census 2000		Demographics	
Total Population	27,129	Race: Hispanic/Latino	1,783
Race: Hispanic/Latino	1,783	Not Hispanic/Latino	25,346
Not Hispanic/Latino	25,346	Asian	1,503
Asian	1,503	Black	295
Black	295	White	23,059
White	23,059	Other	489
Other	489	HH Income Median	47,512
HH Income Median	47,512	Age Median	40.6
Age Median	40.6		

60657		N=6	
VICTIM		ABUSER	
Age (Median)	24	Age (Median)	30
Sex: Female	6	Sex: Female	-
Male	0	Male	6
Race: Black	3	Race: Black	3
White	2	White	2
Latino	0	Latino	-
Other	1	Other	1
CHILDREN		REREFERRED BY	
No Kids	4	Police	1
Have Kids	2	DV & Social Service	1
Total Kids	4	Advertisement	1
Kids 0-5 yrs	3	Health	-
Range	1-3	Family or Friend	-
Mean N	2	Info. Resources	1
		Other	2
SERVICE NEED		LANGUAGE	
Shelter	2	English	4
Counseling	3	Spanish	1
Legal	-	Polish	-
Info Only	-	Other	1
Other	1		
Census 2000		Demographics	
Total Population	66,789	Race: Hispanic/Latino	5,291
Race: Hispanic/Latino	5,291	Not Hispanic/Latino	61,498
Not Hispanic/Latino	61,498	Asian	3,348
Asian	3,348	Black	2,228
Black	2,228	White	54,723
White	54,723	Other	1,199
Other	1,199	HH Income Median	55,647
HH Income Median	55,647	Age Median	30.9
Age Median	30.9		

60659		N=10	
VICTIM		ABUSER	
Age (Median)	29	Age (Median)	29
Sex: Female	10	Sex: Female	-
Male	-	Male	10
Race: Black	1	Race: Black	1
White	4	White	4
Latino	4	Latino	4
Other	1	Other	1
CHILDREN		REREFERRED BY	
No Kids	3	Police	4
Have Kids	7	DV & Social Service	4
Total Kids	14	Advertisement	1
Kids 0-5 yrs	8	Health	-
Range	1-3	Family or Friend	1
Mean N	2	Info. Resources	-
		Other	-
SERVICE NEED		LANGUAGE	
Shelter	4	English	7
Counseling	3	Spanish	1
Legal	1	Polish	-
Info Only	-	Other	-
Other	1		
Census 2000		Demographics	
Total Population	39,155	Race: Hispanic/Latino	6,322
Race: Hispanic/Latino	6,322	Not Hispanic/Latino	32,833
Not Hispanic/Latino	32,833	Asian	10,681
Asian	10,681	Black	1,961
Black	1,961	White	17,834
White	17,834	Other	2,357
Other	2,357	HH Income Median	45,064
HH Income Median	45,064	Age Median	33.9
Age Median	33.9		

60660		N=18																					
VICTIM		ABUSER		CHILDREN																			
Age (Median)	31	Age (Median)	36	No Kids	6																		
Sex: Female	17	Sex: Female	1	Have Kids	12																		
Male	1	Male	17	Total Kids	18																		
Race: Black	7	Race: Black	6	Kids 0-5 yrs	9																		
White	2	White	4	Range	1-4																		
Latino	7	Latino	7	Mean N	1.5																		
Other	2	Other	1																				
REFERRED BY		SERVICE NEED																					
Police	11	Shelter	8																				
DV & Social Service	4	Counseling	3																				
Advertisement	-	Legal	5																				
Health	-	Info Only	1																				
Family or Friend	2	Other	1																				
Info. Resources	-																						
Other	1																						
LANGUAGE		<table border="0"> <tr> <td>Census 2000</td> <td>Demographics</td> </tr> <tr> <td>Total Population</td> <td>47,726</td> </tr> <tr> <td>Race: Hispanic/Latino</td> <td>9,906</td> </tr> <tr> <td>Not Hispanic/Latino</td> <td>37,820</td> </tr> <tr> <td>Asian</td> <td>5,897</td> </tr> <tr> <td>Black</td> <td>8,326</td> </tr> <tr> <td>White</td> <td>21,535</td> </tr> <tr> <td>Other</td> <td>2,062</td> </tr> <tr> <td>HH Income Median 34,293</td> <td>Age Median 33.9</td> </tr> </table>				Census 2000	Demographics	Total Population	47,726	Race: Hispanic/Latino	9,906	Not Hispanic/Latino	37,820	Asian	5,897	Black	8,326	White	21,535	Other	2,062	HH Income Median 34,293	Age Median 33.9
Census 2000	Demographics																						
Total Population	47,726																						
Race: Hispanic/Latino	9,906																						
Not Hispanic/Latino	37,820																						
Asian	5,897																						
Black	8,326																						
White	21,535																						
Other	2,062																						
HH Income Median 34,293	Age Median 33.9																						
English	13																						
Spanish	3																						
Polish	-																						
Other	-																						

N

O

R

T

H

LOOP (60601-05)		N=18	
VICTIM		ABUSER	
Age (Median)	36	Age (Median)	35
Sex: Female	17	Sex: Female	1
Male	1	Male	16
Race: Black	8	Race: Black	7
White	3	White	4
Latino	4	Latino	4
Other	2	Other	2
CHILDREN		SERVICE NEED	
No Kids	13	Shelter	4
Have Kids	5	Counseling	7
Total Kids	11	Legal	4
Kids 0-5 yrs	7	Info Only	1
Range	1-3	Other	2
Mean N	2.2		
REFERRED BY		Census 2000 Demographics	
Police	7	Total Population 60601-05	18,540
DV & Social Service	2	Race: Hispanic/Latino	980
Advertisement	6	Not Hispanic/Latino	17,560
Health	-	Asian	1,635
Family or Friend	1	Black	4,560
Info. Resources	-	White	10,908
Other	2	Other	457
LANGUAGE		HH Income Median	50,068
English	16	Age Median	37.1
Spanish	2		
Polish	-		
Other	-		
60608		N=21	
VICTIM		ABUSER	
Age (Median)	29	Age (Median)	33
Sex: Female	21	Sex: Female	-
Male	-	Male	21
Race: Black	4	Race: Black	5
White	4	White	2
Latino	11	Latino	14
Other	-	Other	-
CHILDREN		SERVICE NEED	
No Kids	5	Shelter	11
Have Kids	16	Counseling	3
Total Kids	29	Legal	5
Kids 0-5 yrs	15	Info Only	-
Range	1-5	Other	1
Mean N	1.8		
REFERRED BY		Census 2000 Demographics	
Police	7	Total Population	92,472
DV & Social Service	7	Race: Hispanic/Latino	57,999
Advertisement	3	Not Hispanic/Latino	34,473
Health	-	Asian	4,605
Family or Friend	1	Black	16,845
Info. Resources	1	White	12,066
Other	-	Other	957
LANGUAGE		HH Income Median	28,026
English	13	Age Median	27.2
Spanish	3		
Polish	-		
Other	-		
60609		N=44	
VICTIM		ABUSER	
Age (Median)	27	Age (Median)	30
Sex: Female	42	Sex: Female	2
Male	2	Male	42
Race: Black	33	Race: Black	32
White	2	White	3
Latino	8	Latino	9
Other	-	Other	-
CHILDREN		SERVICE NEED	
No Kids	27	Shelter	17
Have Kids	17	Counseling	7
Total Kids	37	Legal	16
Kids 0-5 yrs	19	Info Only	2
Range	1-7	Other	2
Mean N	2.1		
REFERRED BY		Census 2000 Demographics	
Police	24	Total Population	79,469
DV & Social Service	4	Race: Hispanic/Latino	34,466
Advertisement	5	Not Hispanic/Latino	45,003
Health	-	Asian	941
Family or Friend	1	Black	30,613
Info. Resources	-	White	12,560
Other	5	Other	889
LANGUAGE		HH Income Median	25,705
English	41	Age Median	25.2
Spanish	3		
Polish	-		
Other	-		

60606 & 60607		N=4	
VICTIM		ABUSER	
Age (Median)	43	Age (Median)	42
Sex: Female	4	Sex: Female	-
Male	0	Male	4
Race: Black	1	Race: Black	3
White	2	White	1
Latino	-	Latino	-
Other	1	Other	-
CHILDREN		SERVICE NEED	
No Kids	3	Shelter	2
Have Kids	1	Counseling	2
Total Kids	1	Legal	-
Kids 0-5 yrs	0	Info Only	-
Range	1	Other	-
Mean N	1		
REFERRED BY		Census 2000 Demographics	
Police	-	Total Population 60606 60607	1,682 15,552
DV & Social Service	2	Race: Hispanic/Latino	129 1,256
Advertisement	-	Not Hispanic/Latino	1,553 14,296
Health	1	Asian	284 2,086
Family or Friend	-	Black	95 5,114
Info. Resources	-	White	1,159 6,724
Other	1	Other	15 372
LANGUAGE		HH Income Median	100,377; 40,972
English	4	Age Median	34.9; 30.8
Spanish	-		
Polish	-		
Other	-		

60610		N=16	
VICTIM		ABUSER	
Age (Median)	28	Age (Median)	32
Sex: Female	14	Sex: Female	2
Male	2	Male	14
Race: Black	10	Race: Black	11
White	4	White	2
Latino	-	Latino	2
Other	-	Other	-
CHILDREN		REferred BY	
No Kids	6	Police	11
Have Kids	10	DV & Social Service	3
Total Kids	23	Advertisement	1
Kids 0-5 yrs	13	Health	-
Range	1-6	Family or Friend	-
Mean N	2.3	Info. Resources	-
		Other	1
LANGUAGE		Service Need	
English	16	Shelter	10
Spanish	-	Counseling	1
Polish	-	Legal	3
Other	-	Info Only	2
		Other	-
Demographics		Census 2000	
Total Population	47,513	Total Population	26,522
Race: Hispanic/Latino	1,871	Race: Hispanic/Latino	953
Not Hispanic/Latino	45,642	Not Hispanic/Latino	25,569
Asian	2,036	Asian	2,497
Black	12,756	Black	1,343
White	30,030	White	21,247
Other	820	Other	482
HH Income Median	51,294	HH Income Median	69,899
Age Median	34	Age Median	41.3

60611		N=3	
VICTIM		ABUSER	
Age (Median)	40	Age (Median)	45
Sex: Female	3	Sex: Female	-
Male	-	Male	3
Race: Black	2	Race: Black	2
White	-	White	1
Latino	1	Latino	-
Other	-	Other	-
CHILDREN		REferred BY	
No Kids	2	Police	2
Have Kids	1	DV & Social Service	1
Total Kids	2	Advertisement	-
Kids 0-5 yrs	1	Health	-
Range	2	Family or Friend	-
Mean N	2	Info. Resources	-
		Other	-
LANGUAGE		Service Need	
English	3	Shelter	2
Spanish	-	Counseling	1
Polish	-	Legal	-
Other	-	Info Only	-
		Other	-
Demographics		Census 2000	
Total Population	26,522	Total Population	45,096
Race: Hispanic/Latino	953	Race: Hispanic/Latino	1,298
Not Hispanic/Latino	25,569	Not Hispanic/Latino	43,798
Asian	2,497	Asian	2,570
Black	1,343	Black	30,220
White	21,247	White	9,849
Other	482	Other	1,159
HH Income Median	69,899	HH Income Median	31,571
Age Median	41.3	Age Median	32.9

60612		N=52	
VICTIM		ABUSER	
Age (Median)	30	Age (Median)	36
Sex: Female	51	Sex: Female	1
Male	1	Male	50
Race: Black	29	Race: Black	33
White	5	White	6
Latino	15	Latino	12
Other	2	Other	-
CHILDREN		REferred BY	
No Kids	33	Police	28
Have Kids	19	DV & Social Service	9
Total Kids	52	Advertisement	5
Kids 0-5 yrs	29	Health	3
Range	1-5	Family or Friend	2
Mean N	2.7	Info. Resources	-
		Other	2
LANGUAGE		Service Need	
English	47	Shelter	18
Spanish	4	Counseling	11
Polish	-	Legal	11
Other	1	Info Only	2
		Other	10
Demographics		Census 2000	
Total Population	37,990	Total Population	32,685
Race: Hispanic/Latino	5,305	Race: Hispanic/Latino	2,135
Not Hispanic/Latino	32,685	Not Hispanic/Latino	24,721
Asian	2,135	Asian	5,245
Black	24,721	Black	584
White	5,245	White	
Other	584	Other	
HH Income Median	25,143	HH Income Median	
Age Median	27	Age Median	

60615		N=11	
VICTIM		ABUSER	
Age (Median)	34	Age (Median)	35
Sex: Female	11	Sex: Female	-
Male	-	Male	11
Race: Black	11	Race: Black	9
White	-	White	2
Latino	-	Latino	-
Other	-	Other	-
CHILDREN		REferred BY	
No Kids	7	Police	5
Have Kids	4	DV & Social Service	1
Total Kids	7	Advertisement	1
Kids 0-5 yrs	4	Health	1
Range	1-2	Family or Friend	-
Mean N	1.7	Info. Resources	-
		Other	3
LANGUAGE		Service Need	
English	11	Shelter	4
Spanish	-	Counseling	3
Polish	-	Legal	3
Other	-	Info Only	1
		Other	-
Demographics		Census 2000	
Total Population	45,096	Total Population	43,798
Race: Hispanic/Latino	1,298	Race: Hispanic/Latino	2,570
Not Hispanic/Latino	43,798	Not Hispanic/Latino	30,220
Asian	2,570	Asian	9,849
Black	30,220	Black	1,159
White	9,849	White	
Other	1,159	Other	
HH Income Median	31,571	HH Income Median	
Age Median	32.9	Age Median	

60616		N=12	
VICTIM		ABUSER	
Age (Median)	35	Age (Median)	39
Sex: Female	11	Sex: Female	-
Male	1	Male	12
Race: Black	6	Race: Black	6
White	3	White	3
Latino	1	Latino	2
Other	1	Other	-
CHILDREN		REferred BY	
No Kids	8	Police	7
Have Kids	4	DV & Social Service	2
Total Kids	9	Advertisement	-
Kids 0-5 yrs	8	Health	-
Range	1-3	Family or Friend	1
Mean N	2.2	Info. Resources	-
		Other	1
LANGUAGE		Service Need	
English	12	Shelter	4
Spanish	-	Counseling	4
Polish	-	Legal	3
Other	-	Info Only	1
		Other	-
Census 2000 Demographics		Census 2000 Demographics	
Total Population	47,073	Total Population	76,015
Race: Hispanic/Latino	4,296	Race: Hispanic/Latino	34,338
Not Hispanic/Latino	42,777	Not Hispanic/Latino	41,677
Asian	13,727	Asian	1,319
Black	18,048	Black	7,718
White	10,230	White	30,420
Other	772	Other	2,220
HH Income Median	30,625	HH Income Median	38,487
Age Median	34.1	Age Median	30

60622		N=18	
VICTIM		ABUSER	
Age (Median)	28	Age (Median)	29
Sex: Female	15	Sex: Female	1
Male	3	Male	16
Race: Black	9	Race: Black	9
White	2	White	2
Latino	6	Latino	5
Other	1	Other	1
CHILDREN		REferred BY	
No Kids	10	Police	9
Have Kids	8	DV & Social Service	2
Total Kids	20	Advertisement	4
Kids 0-5 yrs	6	Health	-
Range	1-7	Family or Friend	1
Mean N	2.5	Info. Resources	-
		Other	1
LANGUAGE		Service Need	
English	18	Shelter	7
Spanish	-	Counseling	5
Polish	-	Legal	6
Other	-	Info Only	-
		Other	-
Census 2000 Demographics		Census 2000 Demographics	
Total Population	47,073	Total Population	76,015
Race: Hispanic/Latino	4,296	Race: Hispanic/Latino	34,338
Not Hispanic/Latino	42,777	Not Hispanic/Latino	41,677
Asian	13,727	Asian	1,319
Black	18,048	Black	7,718
White	10,230	White	30,420
Other	772	Other	2,220
HH Income Median	30,625	HH Income Median	38,487
Age Median	34.1	Age Median	30

60623		N=76	
VICTIM		ABUSER	
Age (Median)	30	Age (Median)	33
Sex: Female	70	Sex: Female	6
Male	6	Male	70
Race: Black	18	Race: Black	16
White	1	White	3
Latino	56	Latino	57
Other	1	Other	-
CHILDREN		REferred BY	
No Kids	40	Police	43
Have Kids	36	DV & Social Service	12
Total Kids	74	Advertisement	9
Kids 0-5 yrs	41	Health	3
Range	1-5	Family or Friend	2
Mean N	2.0	Info. Resources	-
		Other	3
LANGUAGE		Service Need	
English	46	Shelter	23
Spanish	25	Counseling	14
Polish	-	Legal	28
Other	-	Info Only	6
		Other	5
Census 2000 Demographics		Census 2000 Demographics	
Total Population	108,144	Total Population	108,144
Race: Hispanic/Latino	67,973	Race: Hispanic/Latino	67,973
Not Hispanic/Latino	40,171	Not Hispanic/Latino	40,171
Asian	90	Asian	90
Black	37,271	Black	37,271
White	2,314	White	2,314
Other	496	Other	496
HH Income Median	28,203	HH Income Median	28,203
Age Median	25.1	Age Median	25.1

60624		N=26	
VICTIM		ABUSER	
Age (Median)	33	Age (Median)	34
Sex: Female	25	Sex: Female	1
Male	1	Male	25
Race: Black	22	Race: Black	22
White	2	White	2
Latino	2	Latino	2
Other	-	Other	-
CHILDREN		REferred BY	
No Kids	16	Police	14
Have Kids	10	DV & Social Service	3
Total Kids	21	Advertisement	5
Kids 0-5 yrs	5	Health	1
Range	1-5	Family or Friend	1
Mean N	2.1	Info. Resources	-
		Other	1
LANGUAGE		Service Need	
English	25	Shelter	10
Spanish	-	Counseling	6
Polish	-	Legal	8
Other	-	Info Only	1
		Other	1
Census 2000 Demographics		Census 2000 Demographics	
Total Population	45,647	Total Population	45,647
Race: Hispanic/Latino	463	Race: Hispanic/Latino	463
Not Hispanic/Latino	45,184	Not Hispanic/Latino	45,184
Asian	45	Asian	45
Black	44,573	Black	44,573
White	301	White	301
Other	265	Other	265
HH Income Median	22,426	HH Income Median	22,426
Age Median	27.8	Age Median	27.8

60632		N=23	
VICTIM		ABUSER	
Age (Median)	30	Age (Median)	32
Sex: Female	21	Sex: Female	1
Male	2	Male	22
Race: Black	4	Race: Black	2
White	2	White	-
Latino	7	Latino	18
Other	-	Other	2
REFERRED BY		SERVICE NEED	
Police	11	Shelter	6
DV & Social Service	4	Counseling	10
Advertisement	3	Legal	5
Health	-	Info Only	1
Family or Friend	2	Other	-
Info. Resources	-		
Other	2		
LANGUAGE		Census 2000 Demographics	
English	14	Total Population	87,577
Spanish	5	Race: Hispanic/Latino	61,625
Polish	-	Not Hispanic/Latino	25,952
Other	-	Asian	1,622
		Black	798
		White	22,158
		Other	1,374
		HH Income Median	37,406
		Age Median	27.6

60644		N=29	
VICTIM		ABUSER	
Age (Median)	36	Age (Median)	38
Sex: Female	28	Sex: Female	2
Male	1	Male	27
Race: Black	27	Race: Black	28
White	2	White	1
Latino	-	Latino	-
Other	-	Other	-
REFERRED BY		SERVICE NEED	
Police	16	Shelter	11
DV & Social Service	8	Counseling	5
Advertisement	1	Legal	9
Health	-	Info Only	1
Family or Friend	-	Other	2
Info. Resources	-		
Other	3		
LANGUAGE		Census 2000 Demographics	
English	29	Total Population	59,059
Spanish	-	Race: Hispanic/Latino	1,283
Polish	-	Not Hispanic/Latino	57,776
Other	-	Asian	180
		Black	55,978
		White	1,162
		Other	456
		HH Income Median	26,930
		Age Median	29.2

60651		N=34	
VICTIM		ABUSER	
Age (Median)	28	Age (Median)	31
Sex: Female	31	Sex: Female	2
Male	3	Male	32
Race: Black	21	Race: Black	25
White	2	White	9
Latino	9	Latino	-
Other	1	Other	-
REFERRED BY		SERVICE NEED	
Police	17	Shelter	14
DV & Social Service	3	Counseling	9
Advertisement	2	Legal	10
Health	1	Info Only	-
Family or Friend	4	Other	1
Info. Resources	-		
Other	5		
LANGUAGE		Census 2000 Demographics	
English	29	Total Population	77,583
Spanish	3	Race: Hispanic/Latino	20,778
Polish	-	Not Hispanic/Latino	56,805
Other	1	Asian	291
		Black	53,952
		White	1,867
		Other	695
		HH Income Median	32,622
		Age Median	26.6

60653		N=21	
VICTIM		ABUSER	
Age (Median)	37	Age (Median)	38
Sex: Female	20	Sex: Female	1
Male	1	Male	20
Race: Black	20	Race: Black	20
White	1	White	1
Latino	-	Latino	-
Other	-	Other	-
REFERRED BY		SERVICE NEED	
Police	18	Shelter	9
DV & Social Service	1	Counseling	5
Advertisement	-	Legal	5
Health	-	Info Only	2
Family or Friend	-	Other	-
Info. Resources	-		
Other	-		
LANGUAGE		Census 2000 Demographics	
English	21	Total Population	34,502
Spanish	-	Race: Hispanic/Latino	279
Polish	-	Not Hispanic/Latino	34,223
Other	-	Asian	47
		Black	33,627
		White	255
		Other	294
		HH Income Median	14,205
		Age Median	29.6

60654		N=2	
VICTIM		ABUSER	
Age (Median)	30	Age (Median)	29
Sex: Female	2	Sex: Female	1
Male	-	Male	1
Race: Black	1	Race: Black	1
White	1	White	1
Latino	-	Latino	-
Other	-	Other	-
CHILDREN			
No Kids	2		
Have Kids	-		
Total Kids	-		
Kids 0-5 yrs	-		
Range	-		
Mean N	-		
REFERRED BY		SERVICE NEED	
Police	2	Shelter	-
DV & Social Service	-	Counseling	-
Advertisement	-	Legal	-
Health	-	Info Only	1
Family or Friend	-	Other	-
Info. Resources	-		
Other	-		
LANGUAGE		Census 2000 Demographics	
English	2	Total Population	7
Spanish	-	Race: Hispanic/Latino	0
Polish	-	Not Hispanic/Latino	7
Other	-	Asian	0
		Black	7
		White	0
		Other	0
		HH Income Median 0*	Age Median 34.5

60661		N=1	
VICTIM		ABUSER	
Age (Median)	23	Age (Median)	39
Sex: Female	1	Sex: Female	-
Male	-	Male	1
Race: Black	1	Race: Black	-
White	-	White	1
Latino	-	Latino	-
Other	-	Other	-
CHILDREN			
No Kids	-		
Have Kids	1		
Total Kids	1		
Kids 0-5 yrs	1		
Range	-		
Mean N	-		
REFERRED BY		SERVICE NEED	
Police	16	Shelter	11
DV & Social Service	8	Counseling	5
Advertisement	1	Legal	9
Health	-	Info Only	1
Family or Friend	-	Other	2
Info. Resources	-		
Other	3		
LANGUAGE		Census 2000 Demographics	
English	29	Total Population	4382
Spanish	-	Race: Hispanic/Latino	258
Polish	-	Not Hispanic/Latino	4,124
Other	-	Asian	692
		Black	933
		White	2,409
		Other	90
		HH Income Median 54,698	Age Median 32.0

*Note: The Census Bureau applies statistical procedures that introduce some uncertainty into data for small geographic areas with small population groups. The census results in this table contain sampling error and nonsampling error. The median income is therefore unknown.

60628		N=40	
VICTIM		ABUSER	
Age (Median)	34	Age (Median)	38
Sex: Female	35	Sex: Female	7
Male	5	Male	32
Race: Black	38	Race: Black	35
White	1	White	4
Latino	1	Latino	-
Other	-	Other	-
CHILDREN		SERVICE NEED	
No Kids	19	Shelter	19
Have Kids	21	Counseling	5
Total Kids	57	Legal	9
Kids 0-5 yrs	20	Info Only	4
Range	1-5	Other	3
Mean N	2.7	Census 2000 Demographics	
REFERRED BY		Total Population 87,827	
Police	26	Race: Hispanic/Latino 2,748	
DV & Social Service	6	Not Hispanic/Latino 85,079	
Advertisement	5	Asian 55	
Health	-	Black 82,934	
Family or Friend	1	White 1,315	
Info. Resources	-	Other 775	
Other	1	HH Income Median 38,210 Age Median 33	
LANGUAGE			
English	40		
Spanish	-		
Polish	-		
Other	-		

60629		N=61	
VICTIM		ABUSER	
Age (Median)	29	Age (Median)	32
Sex: Female	58	Sex: Female	4
Male	2	Male	56
Race: Black	30	Race: Black	29
White	3	White	5
Latino	24	Latino	23
Other	2	Other	2
CHILDREN		SERVICE NEED	
No Kids	24	Shelter	20
Have Kids	37	Counseling	13
Total Kids	74	Legal	17
Kids 0-5 yrs	31	Info Only	4
Range	1-5	Other	4
Mean N	2.0	Census 2000 Demographics	
REFERRED BY		Total Population 113,984	
Police	26	Race: Hispanic/Latino 55,388	
DV & Social Service	18	Not Hispanic/Latino 58,596	
Advertisement	6	Asian 802	
Health	1	Black 29,188	
Family or Friend	6	White 26,605	
Info. Resources	1	Other 2,001	
Other	1	HH Income Median 40,279 Age Median 27.9	
LANGUAGE			
English	46		
Spanish	14		
Polish	-		
Other	-		

60633		N=2	
VICTIM		ABUSER	
Age (Median)	44	Age (Median)	45
Sex: Female	2	Sex: Female	-
Male	-	Male	2
Race: Black	1	Race: Black	1
White	-	White	-
Latino	1	Latino	1
Other	-	Other	-
CHILDREN		SERVICE NEED	
No Kids	1	Shelter	1
Have Kids	1	Counseling	-
Total Kids	5	Legal	-
Kids 0-5 yrs	1	Info Only	1
Range	5	Other	-
Mean N	5	Census 2000 Demographics	
REFERRED BY		Total Population 13,262	
Police	1	Race: Hispanic/Latino 3,029	
DV & Social Service	1	Not Hispanic/Latino 10,233	
Advertisement	-	Asian 72	
Health	-	Black 2,460	
Family or Friend	-	White 7,382	
Info. Resources	-	Other 319	
Other	-	HH Income Median 40,792 Age Median 37.2	
LANGUAGE			
English	2		
Spanish	-		
Polish	-		
Other	-		

60636		N=60	
VICTIM		ABUSER	
Age (Median)	27	Age (Median)	32
Sex: Female	54	Sex: Female	8
Male	5	Male	51
Race: Black	51	Race: Black	53
White	3	White	2
Latino	3	Latino	3
Other	-	Other	1
CHILDREN		SERVICE NEED	
No Kids	31	Shelter	30
Have Kids	29	Counseling	6
Total Kids	62	Legal	16
Kids 0-5 yrs	29	Info Only	3
Range	1-4	Other	3
Mean N	2.1	Census 2000 Demographics	
REFERRED BY		Total Population 51,451	
Police	27	Race: Hispanic/Latino 599	
DV & Social Service	17	Not Hispanic/Latino 50,852	
Advertisement	8	Asian 49	
Health	5	Black 50,153	
Family or Friend	1	White 241	
Info. Resources	-	Other 409	
Other	8	HH Income Median 27,727 Age Median 28.9	
LANGUAGE			
English	59		
Spanish	1		
Polish	-		
Other	-		

60637		N=24	
VICTIM		ABUSER	
Age (Median)	34	Age (Median)	39
Sex: Female	23	Sex: Female	2
Male	1	Male	22
Race: Black	21	Race: Black	22
White	2	White	2
Latino	-	Latino	-
Other	-	Other	-
CHILDREN		SERVICE NEED	
No Kids	14	Shelter	9
Have Kids	10	Counseling	4
Total Kids	20	Legal	7
Kids 0-5 yrs	9	Info Only	1
Range	1-4	Other	3
Mean N	2	Census 2000 Demographics	
REFERRED BY		Total Population 57,090	
Police	12	Race: Hispanic/Latino 764	
DV & Social Service	4	Not Hispanic/Latino 56,326	
Advertisement	2	Asian 1,795	
Health	-	Black 46,725	
Family or Friend	2	White 6,931	
Info. Resources	-	Other 875	
Other	2	HH Income Median 23,228 Age Median 29.9	
LANGUAGE			
English	24		
Spanish	-		
Polish	-		
Other	-		

60638		N=11	
VICTIM		ABUSER	
Age (Median)	36	Age (Median)	38
Sex: Female	11	Sex: Female	-
Male	-	Male	11
Race: Black	3	Race: Black	3
White	3	White	3
Latino	5	Latino	4
Other	-	Other	-
CHILDREN		SERVICE NEED	
No Kids	2	Shelter	3
Have Kids	9	Counseling	2
Total Kids	14	Legal	6
Kids 0-5 yrs	6	Info Only	-
Range	1-3	Other	-
Mean N	1.5	Census 2000 Demographics	
REFERRED BY		Total Population 55,788	
Police	4	Race: Hispanic/Latino 8,667	
DV & Social Service	3	Not Hispanic/Latino 47,121	
Advertisement	1	Asian 357	
Health	-	Black 4,422	
Family or Friend	1	White 41,647	
Info. Resources	-	Other 705	
Other	2	HH Income Median 45,173 Age Median 38.3	
LANGUAGE			
English	7		
Spanish	4		
Polish	-		
Other	-		

60643		N=32	
VICTIM		ABUSER	
Age (Median)	38	Age (Median)	41
Sex: Female	31	Sex: Female	2
Male	1	Male	29
Race: Black	22	Race: Black	24
White	8	White	7
Latino	-	Latino	-
Other	-	Other	-
CHILDREN		SERVICE NEED	
No Kids	20	Shelter	13
Have Kids	13	Counseling	2
Total Kids	31	Legal	8
Kids 0-5 yrs	13	Info Only	3
Range	1-7	Other	6
Mean N	2.5	Census 2000 Demographics	
REFERRED BY		Total Population 52,568	
Police	16	Race: Hispanic/Latino 933	
DV & Social Service	2	Not Hispanic/Latino 51,635	
Advertisement	6	Asian 130	
Health	1	Black 40,337	
Family or Friend	-	White 10,390	
Info. Resources	-	Other 778	
Other	6	HH Income Median 51,305 Age Median 37.6	
LANGUAGE			
English	32		
Spanish	-		
Polish	-		
Other	-		

60649		N=54	
VICTIM		ABUSER	
Age (Median)	32	Age (Median)	36
Sex: Female	52	Sex: Female	4
Male	2	Male	49
Race: Black	47	Race: Black	50
White	4	White	2
Latino	1	Latino	1
Other	1	Other	-
CHILDREN		SERVICE NEED	
No Kids	31	Shelter	19
Have Kids	23	Counseling	13
Total Kids	56	Legal	10
Kids 0-5 yrs	21	Info Only	3
Range	1-5	Other	7
Mean N	2.4	Census 2000 Demographics	
REFERRED BY		Total Population 54,823	
Police	31	Race: Hispanic/Latino 607	
DV & Social Service	7	Not Hispanic/Latino 54,216	
Advertisement	7	Asian 79	
Health	3	Black 52,779	
Family or Friend	1	White 682	
Info. Resources	-	Other 676	
Other	5	HH Income Median 27,699 Age Median 33.6	
LANGUAGE			
English	53		
Spanish	1		
Polish	-		
Other	-		

60652		N=23	
VICTIM		ABUSER	
Age (Median)	38	Age (Median)	40
Sex: Female	22	Sex: Female	1
Male	1	Male	21
Race: Black	9	Race: Black	11
White	9	White	7
Latino	4	Latino	4
Other	-	Other	-
CHILDREN		REREFERRED BY	
No Kids	9	Police	17
Have Kids	14	DV & Social Service	4
Total Kids	29	Advertisement	2
Kids 0-5 yrs	13	Health	-
Range	1-4	Family or Friend	-
Mean N	2.0	Info. Resources	-
		Other	-
		LANGUAGE	
		English	21
		Spanish	2
		Polish	-
		Other	-
		Service Need	
		Shelter	4
		Counseling	6
		Legal	8
		Info Only	3
		Other	1
		Census 2000 Demographics	
		Total Population	39,126
		Race: Hispanic/Latino	6,726
		Not Hispanic/Latino	32,400
		Asian	421
		Black	16,324
		White	14,729
		Other	926
		HH Income Median	53,120
		Age Median	34

60655		N=6	
VICTIM		ABUSER	
Age (Median)	30	Age (Median)	33
Sex: Female	4	Sex: Female	-
Male	-	Male	3
Race: Black	1	Race: Black	1
White	3	White	2
Latino	-	Latino	-
Other	-	Other	-
CHILDREN		REREFERRED BY	
No Kids	4	Police	2
Have Kids	2	DV & Social Service	2
Total Kids	4	Advertisement	-
Kids 0-5 yrs	3	Health	-
Range	1-3	Family or Friend	-
Mean N	2.0	Info. Resources	-
		Other	-
		LANGUAGE	
		English	6
		Spanish	-
		Polish	-
		Other	-
		Service Need	
		Shelter	4
		Counseling	1
		Legal	-
		Info Only	-
		Other	-
		Census 2000 Demographics	
		Total Population	29,138
		Race: Hispanic/Latino	1,051
		Not Hispanic/Latino	28,087
		Asian	120
		Black	1,514
		White	26,106
		Other	347
		HH Income Median	59,849
		Age Median	36.2

GLOSSARY/DEFINITIONS

- Abuser** Victim callers to the Help Line provide demographic information (age, sex, race) about their abusive partner.
- Age** The VIRA records the actual age of the victim and their abuser from which the median ages are calculated. The median represents the middle point in the range of ages. This method is chosen to be consistent with the Census Bureau reporting of age. For presentation purposes, age groups were created for the Citywide and the Sector profiles.
- Census 2000 Demographics** To provide context for the victim callers in the area, demographic information for the city of Chicago and each ZIP code area was obtained from the U.S. Census Bureau, Census 2000. Data was extracted using American Fact Finder on the Census Bureau website: www.census.gov.
- Children** Victims are asked to provide the age and sex of all children living with them. Calculated for this report are the total number of victims that reported having children "Have Kids" and the total number of victims who did not report that children lived with them "No Kids." Information about children may not have been obtained or recorded therefore the number of victims without children may be slightly higher than actual. Of the victims who have children, "Total Kids" represents the total number of children of all victims in that area. The Range shows the fewest and the greatest number of children of victims in the area. The Mean N represents the average number of children per victim in this area, excluding victims without children. Finally, Kids 0-5 yrs represents the total number of children who were between the ages of 0 and 5 when the victim called the Help Line.
- DV Providers** Many domestic violence service providers or agencies offer a variety of services to domestic violence victims. For presentation the services are grouped into broad categories based on their program's primary service provision focus. The number of programs within each geographic area is presented for the city, the three sectors, and each ZIP code (excluding shelters). Any program that was in operation for at least one month during 2006 is included. For confidentiality, shelters are only presented citywide.
- Language** Most of the calls received by the Help Line are conducted in English, Spanish or Polish. When callers speak a language other than English or Spanish, the Language Line is utilized.
- Loop** Included in the Loop area are all ZIP codes that are assigned by the Post Office to the area of the Loop. Also included are Post Office Boxes and ZIP codes assigned to particular buildings/businesses.
- N** Represents the total. For each ZIP code area the total number of victim callers received within the ZIP code area is reported.

Race VIRAs ask victims to select the racial category that they most identify with: Black/African American, White, Latino/Hispanic, Middle Eastern, Asian, Multi-racial, Native American or Other. Percentages for each category are reported in the Citywide and Sector profiles but because of the small numbers are grouped Black, White, Latino and Other within specific ZIP code areas.

Referral By Callers are asked who referred them to the Help Line or how they learned about the Help Line. Up to two sources of referral are recorded for each victim and the first source is reported in the profiles. For presentation, the sources of referral are grouped into seven broad categories.

Relationship Callers are asked to identify the relationship of the abuser to the victim. Callers are asked to further identify the family relationship (parent, child, uncle etc.) for relationships described as a non-intimate partner family or blood relation.

Sectors Three geographical divisions of the city based on ZIP code area were created for reporting. The North sector approximately represents the North side of the city. The central sector approximately represents the middle portion of the city. The South sector approximately represents the South side of the city. ZIP codes in this sector are 60617, 60619, 60620, 60621, 60628, 60629, 60633, 60636, 60637, 60638, 60643, 60649, 60652 and 60655.

Service Need VIRAs work with victims to identify the type of service needed. For presentation purposes, these services are grouped into four broad categories. Up to two services are recorded for each victim, the Primary service need is presented in this report.

Victim Any person who called the Domestic Violence Help Line as the result of experiencing domestic violence is considered a domestic violence victim caller. Domestic violence includes all forms of abuse including physical, emotional, mental, psychological and sexual violence. The focus of the Help Line is primarily toward intimate partner violence (current and former) however; calls are also accepted from non-intimate partner domestic violence victims (sibling, roommate etc.).

ZIP Code Callers are asked for the ZIP code of the neighborhood for services. Calls are placed into ZIP code area based on the US Postal Service listing and are geographically mapped using ARC View software. Profiles are created for each ZIP code area that received any victim calls. Below are the Chicago Area ZIP codes by sector.

North	60613, 60614, 60618, 60625, 60626, 60630, 60631, 60634, 60639, 60640, 60641, 60645, 60646, 60647, 60656, 60657, 60659, 60660
Central	60601, 60602, 60603, 60604, 60605, 60606, 60607, 60608, 60609, 60615, 60610, 60611, 60612, 60616, 60622, 60623, 60624, 60632, 60644, 60651, 60653, 60654, 60661, 60665, 60668, 60673, 60684, 60685, 60693
South	60617, 60619, 60620, 60621, 60628, 60629, 60633, 60636, 60637, 60638, 60643, 60649, 60652, 60655