

MEMORANDUM

To: The Honorable Carrie M. Austin
Chairman, Committee on the Budget and Government Operations

From: Dr. Bechara Choucair
Commissioner
Chicago Department of Public Health

CC: Maria Guerra
Mayor's Office of Legislative Counsel and Government Affairs

Date: **October 30, 2012**

Re: Request for Information from Annual Appropriation Committee Hearing

Ref ID: 89

The attached information is in response to questions posed at our department's hearing on October 23, 2012 to discuss the 2013 budget.

Alderman Austin asked: What is happening with CeaseFire in the 5th District?

The memorandum of agreement that was signed by all parties details Ceasefire programming in 2 beats of 2 districts (003rd district – beats 312, 313 and 010th district – beats 1011, 1021).

Per my discussion with Chicago Police Department (CPD), preliminary discussions regarding the agreement referenced possible expansion into multiple police districts. As the budget was clarified, the catchment area was reduced to ensure program effectiveness.

There is another Ceasefire program currently operating in the 5th police district, Ceasefire Roseland, and it has been operating for about 6 years (with non-city funding). This program has a sub-contract relationship with Ceasefire, is staffed with both (4) outreach and (3) interrupters, and is augmented by other community programs.

As always, please let me know if you have any further questions.

MEMORANDUM

To: The Honorable Carrie M. Austin
Chairman, Committee on the Budget and Government Operations

From: Dr. Bechara Choucair
Commissioner
Chicago Department of Public Health

CC: Maria Guerra
Mayor's Office of Legislative Counsel and Government Affairs

Date: October 30, 2012

Re: Request for Information from Annual Appropriation Committee Hearing

ID: 90

The attached information is in response to questions posed at our department's hearing on October 23, 2012 to discuss the 2013 budget.

Alderman Arena asked that the Department account for \$2.3 million in turnover.

Turnover is based on 7.5% of the value of filled positions and 15% of the value of vacancies calculated on historical trends over the last three years.

As always, please let me know if you have any further questions.

MEMORANDUM

To: The Honorable Carrie M. Austin
Chairman, Committee on the Budget and Government Operations

From: Dr. Bechara Choucair
Commissioner
Chicago Department of Public Health

CC: Maria Guerra
Mayor's Office of Legislative Counsel and Government Affairs

Date: **October 30, 2012**

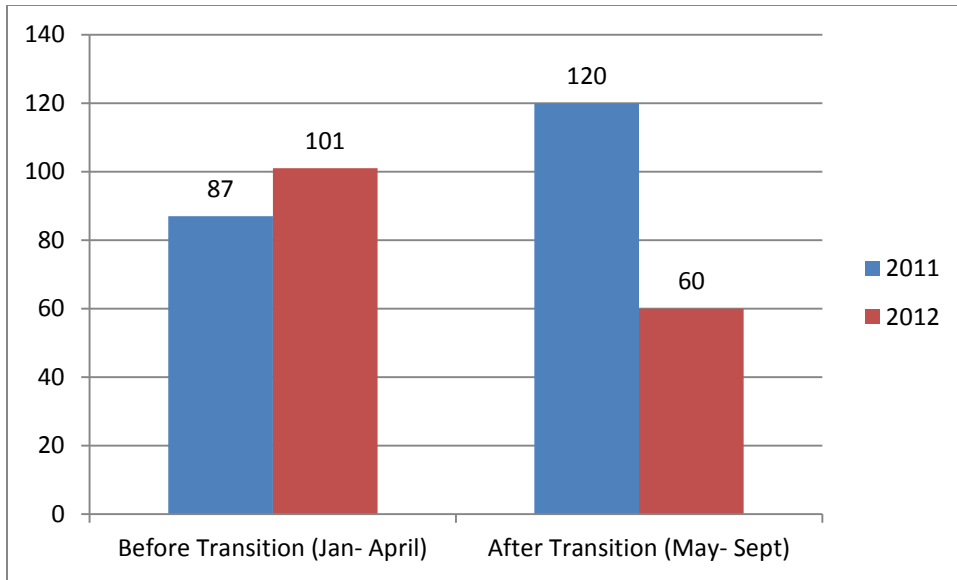
Re: Request for Information from Annual Appropriation Committee Hearing

Ref ID: 91

The attached information is in response to questions posed at our department's hearing on October 23, 2012 to discuss the 2013 budget.

Alderman Arena asked how are patients better off with privatization of our public health system because in April alone hospitalizations of CDPH clients more than doubled over the previous year.

While psychiatric hospitalizations are not uncommon, especially when people with mental illness experience life changes, the total number of hospitalizations in CDPH's system of care has actually remained relatively stable during the transition. While the goal is always to try to maintain individuals in an outpatient setting free of hospitalizations, psychiatric hospitalizations are not uncommon for mental health providers such as CDPH. Although there was a slight increase in April, the numbers have in fact, decreased since the transition. We believe this is a positive outcome thus far but will continue to monitor psychiatric hospitalizations. The chart below shows the admissions data for 2011 and 2012.



As always, please let me know if you have any further questions.

MEMORANDUM

To: The Honorable Carrie M. Austin
Chairman, Committee on the Budget and Government Operations

From: Dr. Bechara Choucair
Commissioner
Chicago Department of Public Health

CC: Maria Guerra
Mayor's Office of Legislative Counsel and Government Affairs

Date: **October 30, 2012**

Re: Request for Information from Annual Appropriation Committee Hearing

Ref ID: 92

The attached information is in response to questions posed at our department's hearing on October 23, 2012 to discuss the 2013 budget.

Alderman Austin asked for information on CDPH interns.

CDPH has 44 unpaid interns and 2 paid interns. All of the interns receive college credit. The Department uses the City's DHR hiring process to select the paid interns.

Please see the attachment which shows further information regarding CDPH interns.

As always, please let me know if you have any further questions.

FY 12 CDPH Unpaid Interns

School	Gender	Race	Program	School Program
Chicago School of Psychology	Male	White	Mental Health	psychology
Chicago School of Psychology	Female	White	Mental Health	psychology
Chicago State	Female	African American	Mental Health	Masters in Social Work
Coyne College	Female	African American	Mental Health	medical assistant
Coyne College	Female	African American	Mental Health	medical assistant
DePaul	Male	Native American	STI	undergraduate psychology
DePaul	Female	White	PMQI	Masters in Public Health
DePaul	Male	African	Office of Violence Prevention	Public Administration
DePaul	Female	White	STI	MPH Program
DePaul	Female	Hispanic	STI	MPH Program
				Public Policy and Women and
DePaul	Female	White	Office of Violence Prevention	Gender Studies
DePaul	Male	White	PMQI	Masters in Public Health
DePaul	Female	White	Public Information	graphic design
DePaul	Female	White	Chronic Disease	Masters in Public Health
Everest College	Female	African American	Mental Health	medical assistant
Everest College	Female	African American	Mental Health	medical assistant
Governor's State	Male	Hispanic	Mental Health	Masters in Social Work
Governor's State	Female	African American	Mental Health	undergraduate commerce
				Masters Program In Nutrition,
Illinois Benedictine	Female	White	STI	Physical Fitness and Wellness
Illinois Benedictine	Female	Not disclosed	Immunization	Masters in Public Health
Illinois Benedictine	Female	White	Emergency Preparedness	Masters in Public Health
North Park University	Female	White	Community Health	Nursing
North Park University	Female	White	Community Health	Nursing
North Park University	Female	White	Community Health	Nursing
North Park University	Female	Hispanic	Community Health	Nursing
North Park University	Female	White	Community Health	Nursing
North Park University	Female	White	Community Health	Nursing
North Park University	Female	Asian	Community Health	Nursing
North Park University	Female	White	Community Health	Nursing
North Park University	Female	Asian	Community Health	Nursing
Northwestern	Female	White	Adolescent Health	MD/Masters in Public Health
Northwestern	Female	Mixed	HIV	Masters Public Policy
Rush Univeristy	Female	White	Community Health	Nursing
Rush Univeristy	Female	African American	Community Health	Nursing
St. Louis University	Female	Asian	Food Protection	Masters in Public Health
UIC	Female	White	Legislative Affairs	Masters in Social Work
UIC	Female	White	Adolescent Health	Masters in Social Work
UIC	Male	White	PMQI	PHD community psychology

FY 12 CDPH Unpaid Interns

School	Gender	Race	Program	School Program
UIC	Female	African American	STI	MPH Program
UIC	Male	Asian	PMQI	Masters in Public Health
UIC	Female	Asian	PMQI	undergraduate Econ MD Preventative Medicine
University of Colorado	Female	Not disclosed	Communicable Disease	Resident
UW Green Bay	Female	White	WIC	Nutrition

44 Total	Percentages
-----------------	--------------------

37 Female	84%
7 Male	16%
9 Black/African	20%
23 White	52%
5 Asian	11%
3 Hispanic	7%
1 Multiracial	2%
1 Native American	2%
2 Not Disclosed	4%

Chicago State	Female	African American	PMQI	Masters in Social Work Undergraduate Business
Roosevelt University	Male	Hispanic	PMQI	Administration

MEMORANDUM

To: The Honorable Carrie M. Austin
Chairman, Committee on the Budget and Government Operations

From: Dr. Bechara Choucair
Commissioner
Chicago Department of Public Health

CC: Maria Guerra
Mayor's Office of Legislative Counsel and Government Affairs

Date: October 30, 2012

Re: Request for Information from Annual Appropriation Committee Hearing

ID: 93

The attached information is in response to questions posed at our department's hearing on October 23, 2012 to discuss the 2013 budget.

Alderman Cappleman asked for a list of delegate agencies and funded amounts.

Please see the attachment which shows the appropriated funding for the delegate agencies.

As always, please let me know if you have any further questions.

Department Name: Chicago Department of Public Health (CDPH)

Service Provider	PO	Program	Address	City	Zip Code	Ward	Type of Service	Population Served	Amount	Contract term
Access Community Health Network	25369	CDBG	222 North Canal Street	Chicago	60606	3	HIV Prevention	AA HRHY Ages 13-24	\$ 67,500	1-1-12 to 12-31-12
Alexian Brothers - Bonaventure	25342	CDBG	825 West Wellington Avenue	Chicago	60657	44	HIV Housing	Low income individuals & families living with HIV/AIDS that are homeless or in imminent danger of becoming homeless	\$ 40,500	1-1-12 to 12-31-12
Asian Human Services	25359	CDBG	4753 North Broadway, Suite 700	Chicago	60640	48	Violence Prevention	Predominantly Asian Parents	\$ 29,722	1-1-12 to 12-31-12
Catholic Bishop of Chicago St. Pius Center on Halsted	25360	CDBG	1919 South Ashland Avenue	Chicago	60608	25	Violence Prevention	Hispanic Parents	\$ 27,665	1-1-12 to 12-31-12
	25371	CDBG	3636 North Halsted	Chicago	60613	40	HIV Prevention	YMSM Ages 13-24	\$ 67,500	1-1-12 to 12-31-12
Chicago House and Social Services	25343	CDBG	1925 North Clybourn, Suite 401	Chicago	60614	32	HIV Housing	Low income individuals & families living with HIV/AIDS that are homeless or in imminent danger of becoming homeless	\$ 107,396	1-1-12 to 12-31-12
Chicago Youth Program	25361	CDBG	5350 South Prairie Avenue	Chicago	60615	3	Violence Prevention	African American Youth & Parents	\$ 33,437	1-1-12 to 12-31-12
Christian Community Health Center	25366	CDBG	9718 South Halsted	Chicago	60629	21	Primary Healthcare	Homeless	\$ 47,120	1-1-12 to 12-31-12
Heartland Human Care Services	25356	CDBG	208 South LaSalle, Suite 1818	Chicago	60604	47	HIV Housing	Low income individuals & families living with HIV/AIDS that are homeless or in imminent danger of becoming homeless	\$ 51,300	1-1-12 to 12-31-12
Heartland Human Care Services	25340	CDBG	208 South LaSalle, Suite 1818	Chicago	60604	47	Violence Prevention	Predominantly Hispanic Parents	\$ 28,080	1-1-12 to 12-31-12
Howard Brown Health Center	25370	CDBG	4025 North Sheridan Road	Chicago	60613	46	HIV Prevention	Homeless LGBT Ages 12-24	\$ 67,500	1-1-12 to 12-31-12
McDermott Center dba Haymarket Center	25365	CDBG	932 West Washington Boulevard	Chicago	60607	27	Primary Healthcare	Homeless	\$ 49,738	1-1-12 to 12-31-12
The Night Ministry	25372	CDBG	4711 North Ravenswood	Chicago	60644	47	HIV Prevention	Homeless Age 13+	\$ 67,500	1-1-12 to 12-31-12
South East Asia Center	25362	CDBG	1134 West Ainslie	Chicago	60640	48	Violence Prevention	Predominantly Asian Parents	\$ 253,622	1-1-12 to 12-31-12
South Side Help Center	25341	CDBG	10420 South Halsted Street	Chicago	60628	34	Violence Prevention	African American Youth	\$ 47,001	1-1-12 to 12-31-12
Taproots, Inc.	25363	CDBG	2718 West Adams Street, 2nd Floor	Chicago	60612	2	Violence Prevention	African American Parents	\$ 41,605	1-1-12 to 12-31-12
Taskforce Prevention	25635	CDBG	9 North Cicero	Chicago	60644	25	HIV Prevention	African Americans Ages 13-24	\$ 67,500	1-1-12 to 12-31-12
The Children's Place Association	25344	CDBG	1436 West Randolph, 5th Floor	Chicago	60607	27	HIV Housing	Low income individuals & families living with HIV/AIDS that are homeless or in imminent danger of becoming homeless	\$ 51,300	1-1-12 to 12-31-12
Unity Parenting and Counseling	25364	CDBG	600 West Cermak Road, Suite 300	Chicago	60616	25	Violence Prevention	Predominantly African American Parents	\$ 64,800	1-1-12 to 12-31-12
Unity Parenting and Counseling	25358	CDBG	600 West Cermak Road, Suite 300	Chicago	60616	25	HIV Housing	Low income individuals & families living with HIV/AIDS that are homeless or in imminent danger of becoming homeless	\$ 40,913	1-1-12 to 12-31-12
Universal Family Connection	25373	CDBG	1350 West 103rd	Chicago	60643	21	HIV Prevention	55 AA HRHF Ages 13-24	\$ 67,500	1-1-12 to 12-31-12
Collaborative Healthcare Urgency Group (CHUG)	24085	Emergency Preparedness	2250 East Devon, Unit 124	Des Plaines	60018	All	Technical assistance to long-term care facilities for emergency preparedness planning, training & exercises	Long-term care facilities throughout the City and their residents	\$ 200,000	8-29-11 to 6-30-12

Department Name: Chicago Department of Public Health (CDPH)

Service Provider	PO	Program	Address	City	Zip Code	Ward	Type of Service	Population Served	Amount	Contract term
Metropolitan Chicago Healthcare Council (MCHC)	25008	Emergency Preparedness	222 South Riverside Plaza	Chicago	60608	2	Healthcare system preparedness and capability development	Hospitals & healthcare providers throughout Chicago	\$ 2,890,156	8-29-11 to 6-30-12
Aunt Martha's Youth Service Center	25998	FQHC	19990 Govenors Highway	Olympia Fie	60461	N/A	Adult Primary Care	Uninsured Residents	\$ 220,574	7-1-12 to 12-31-12
Chicago Family Health Center	25997	FQHC	9119 South Exchange Avenue	Chicago	60617	10	Peds and Women's Primary Care	Uninsured Residents	\$ 178,664	7-1-12 to 12-31-12
Circle Family Health Care Network	26321	FQHC	5002 West Madison Street	Chicago	60644	28	Peds and Women's Primary Care	Uninsured Residents	\$ 485,634	7-9-12 to 12-31-12
Erie Family Health Center	25995	FQHC	1701 West Superior	Chicago	60622	1	Adult, Peds, and Women's Primary Care	Uninsured Residents	\$ 1,253,325	7-1-12 to 12-31-12
Heartland International Health Center	26599	FQHC	3048 North Wilton Avenue, 2nd Floor	Chicago	60657	44	Adult and Women's Health	Uninsured Residents	\$ 1,047,735	7-1-12 to 12-31-12
Mercy Family Health Center	26630	FQHC	2525 South Michigan Avenue	Chicago	60616	2	Adult, Peds, and Women's Primary Care	Uninsured Residents	\$ 1,034,408	7-1-12 to 12-31-12
UIC - Mile Square	26777	FQHC	2045 West Washington	Chicago	60612	2	Adult, Peds, and Women's Primary Care	Uninsured Residents	\$ 525,200	7-1-12 to 12-31-12
Access Community Health Network	25885	HIV Prevention	222 N. Canal Street	Chicago	60606	3	Prevention/Education/T esting	Youth AA MSM - C	\$ 274,444	1-1-11 to 12-31-13
Advocate Health & Hospital dba Advocate Trinity Hospital	25977	HIV Prevention	2320 E. 93rd Street	Chicago	60617	7	Prevention/Education/T esting	Youth AA HRH (f) - C	\$ 100,000	1-1-11 to 12-31-13
Asian Human Services	25886	HIV Prevention	4753 N. Broadway, Suite 700	Chicago	60640	48	Prevention/Education/T esting	NE/NS - CW	\$ 124,940	1-1-11 to 12-31-13
Center on Halsted	25887	HIV Prevention	3636 N. Halsted	Chicago	60613	40	Prevention/Education/T esting	Adult White MSM - A	\$ 390,109	1-1-11 to 12-31-13
Chicago House and Social Services	25888	HIV Prevention	1925 N. Clybourn Ave., Suite 401	Chicago	60614	32	Prevention/Education	Adult PWP - A	\$ 100,000	1-1-11 to 12-31-13
Chicago Recovery Alliance	25889	HIV Prevention	3110 W. Taylor	Chicago	60612	42	Needle Exchange/Prevention/E ducation	IDU - CW	\$ 347,652	1-1-11 to 12-31-13
Chicago Women's AIDS Project	25890	HIV Prevention	2317 E. 71st Street	Chicago	60649	48	Prevention/Education/T esting	Adult PWP - CW	\$ 137,500	1-1-11 to 12-31-13
Children's Memorial Hospital	25891	HIV Prevention	225 E. Chicago Avenue	Chicago	60611	44	Prevention/Education/T esting	Youth PWP - A	\$ 237,500	1-1-11 to 12-31-13
Heartland Health Outreach	25892	HIV Prevention	208 S. LaSalle, Suite 1818	Chicago	60604	3	Prevention/Education/T esting	Community Level Intervention	\$ 163,319	1-1-11 to 12-31-13
Hektoen Institute, LLC /Cermak	25925	HIV Prevention	2240 W. Ogden Ave., Floor 2	Chicago	60612	12	Prevention/Education/T esting	Adult PWP - B	\$ 190,000	1-1-11 to 12-31-13
Hektoen Institute, LLC/CORE	25894	HIV Prevention	2240 W. Ogden Ave., Floor 2	Chicago	60612	2	Prevention/Education/T esting	Adult PWP - B	\$ 473,090	1-1-11 to 12-31-13
Hektoen Institute, LLC/Project VIDA	25929	HIV Prevention	2240 W. Ogden Ave., Floor 2	Chicago	60612	22	Prevention/Education/T esting	Youth MSM - A	\$ 267,500	1-1-11 to 12-31-13
Hektoen Institute, LLC/ Provident	25916	HIV Prevention	2240 W. Ogden Ave., Floor 2	Chicago	60612	4	Prevention/Education/T esting	Adult AA HRH - C	\$ 100,000	1-1-11 to 12-31-13
Hektoen Institute, LLC/ Stroger	25915	HIV Prevention	2240 W. Ogden Ave., Floor 2	Chicago	60612	27	Prevention/Education/T esting	Post Incarcerated - CW	\$ 70,000	1-1-11 to 12-31-13
Howard Brown Health Center	25924	HIV Prevention	4025 N. Sheridan Rd.	Chicago	60613	46	Prevention/Education/T esting	Adult White MSM - A	\$ 337,500	1-1-11 to 12-31-13
Lester & Rosalie Anixter Center - CALOR	25921	HIV Prevention	2001 N. Clybourn, 3rd Floor	Chicago	60614	31	Prevention/Education/T esting	Adult Hispanic MSM - B	\$ 152,169	1-1-11 to 12-31-13
McDermott Center dba Haymarket Center	25920	HIV Prevention	932 W. Washington Blvd.	Chicago	60607	27	Prevention/Education/T esting	Adult AA MSM - A	\$ 190,000	1-1-11 to 12-31-13
Mount Sinai Hospital	25919	HIV Prevention	1500 S. California	Chicago	60608	12	Prevention/Education/T esting	Youth PWP - B	\$ 147,045	1-1-11 to 12-31-13
Public Health Institute/CBGMC	25913	HIV Prevention	180 N. Michigan Ave., #2110	Chicago	60601	42	Prevention/Education/T esting	Community Level Intervention	\$ 150,928	1-1-11 to 12-31-13
Puerto Rican Cultural Center/ VIDA SIDA	25918	HIV Prevention	2739 W. Division	Chicago	60622	26	Prevention/Education/T esting	Adult Hispanic MSM - A	\$ 167,500	1-1-11 to 12-31-13
South Side Help Center	25912	HIV Prevention	10420 S. Halsted Street	Chicago	60628	34	Prevention/Education/T esting	Youth AA MSM - C	\$ 81,350	1-1-11 to 12-31-13

Department Name: Chicago Department of Public Health (CDPH)

Service Provider	PO	Program	Address	City	Zip Code	Ward	Type of Service	Population Served	Amount	Contract term
Taskforce, Inc.	25930	HIV Prevention	9 N. Cicero	Chicago	60644	25	Prevention/Education/Testing	Youth MSM - B	\$ 90,000	1-1-11 to 12-31-13
Test Positive Aware Network	25917	HIV Prevention	5537 N. Broadway	Chicago	60640	48	Prevention/Education/Testing	Adult White MSM - A	\$ 270,000	1-1-11 to 12-31-13
The Night Ministry	25911	HIV Prevention	4711 N. Ravenswood	Chicago	60644	47	Prevention/Education/Testing	Homeless - CW	\$ 70,000	1-1-11 to 12-31-13
University of Chicago	25976	HIV Prevention	6030 S. Ellis Ave, RM 114	Chicago	60637	20	Prevention/Education/Testing	Youth PWP - C	\$ 193,673	1-1-11 to 12-31-13
University of Chicago	24346	HIV Prevention	6030 S. Ellis Ave, RM 114	Chicago	60637	20	Expanded HIV Testing	Disproportionately Affected Populations	\$ 1,141,946	1-1-11 to 9-29-13
University of Illinois at Chicago/COIP	26447	HIV Prevention	1603 W. Taylor, Suite 845	Chicago	60612	2	Needle Exchange/Prevention/Education	IDU - CW	\$ 231,768	1-1-11 to 12-31-13
Howard Brown Health Center	25330	HIV Surveillance	4025 North Sheridan Road	Chicago	60613	46	STI, HIV and Hepatitis Behavior and Clinical Surveillance	MSM	\$ 50,832	9-30-11 to 9-29-13
University of Illinois at Chicago	TBD	HIV Surveillance	1737 W. Polk Street	Chicago	60612	2	Behavior Surveillance and HIV/Hepatitis Testing	High-risk HIV populations, Injection Drug Users, and At-Risk Heterosexuals	\$ 200,830	10-1-12 to 9-30-13
Northwestern University	TBD	HIV Surveillance	710 North Lake Shore Drive	Chicago	60611	42	Behavior Surveillance and HIV Testing	Youth MSM	\$ 504,834	1-1-13 to 12-31-13
Agape Missions	21096	HOPWA	840 Plainfield Road	Joliet	60435	N/A	Community Residence	Low Income HIV Positive Individuals	\$ 120,266	1-1-12 to 12-31-12
AIDS Foundation	21097	HOPWA	200 West Jackson Boulevard, Suite 2200	Chicago	60606	2	Housing Information/Advocacy	Low Income HIV Positive Individuals	\$ 380,000	1-1-12 to 12-31-12
AIDS Foundation	21097	HOPWA	200 West Jackson Boulevard, Suite 2200	Chicago	60606	2	Rental Assistance	Low Income HIV Positive Individuals	\$ 1,938,974	1-1-12 to 12-31-12
AIDS Foundation - SPINS	21093	HOPWA	200 West Jackson Boulevard, Suite 2200	Chicago	60606	2	HIV Permanent Housing	Low Income HIV Positive Individuals	\$ 514,620	1-1-10 to 12-31-12
Alexian Brothers - Bonaventure	21110	HOPWA	825 West Wellington Avenue	Chicago	60657	44	Community Residence	Low Income HIV Positive Individuals	\$ 100,000	1-1-12 to 12-31-12
Asian Human Services	21098	HOPWA	4753 North Broadway, Suite 700	Chicago	60640	48	Housing Information/Advocacy	Low Income HIV Positive Individuals	\$ 47,000	1-1-12 to 12-31-12
Canticle Ministries	21101	HOPWA	P.O. Box 667	Wheaton	60187	N/A	Community Residence	Low Income HIV Positive Individuals	\$ 230,365	1-1-12 to 12-31-12
Chicago House and Social Services	21113	HOPWA	1925 North Clybourn, Suite 401	Chicago	60614	32	Community Residence	Low Income HIV Positive Individuals	\$ 502,739	1-1-12 to 12-31-12
Christian Community Health Center	21134	HOPWA	9718 South Halsted	Chicago	60628	48	Community Residence	Low Income HIV Positive Individuals	\$ 121,000	1-1-12 to 12-31-12
Community Supportive Living Systems	21092	HOPWA	12231 South Emerald Avenue	Chicago	60628	34	Community Residence	Low Income HIV Positive Individuals	\$ 80,000	1-1-12 to 12-31-12
Edge Alliance	21562	HOPWA	212 East Ohio Street, 5th Floor	Chicago	60611	42	Community Residence	Low Income HIV Positive Individuals	\$ 400,000	1-1-12 to 12-31-12
FOLA Community Action	21052	HOPWA	8014-8018 South Ashland Avenue	Chicago	60620	21	Housing Information/Advocacy	Low Income HIV Positive Individuals	\$ 55,000	1-1-12 to 12-31-12
Heartland Human Care Services - EPOCH	21228	HOPWA	208 South LaSalle, Suite 1818	Chicago	60604	42	Community Residence	Low Income HIV Positive Individuals	\$ 120,000	1-1-12 to 12-31-12
Heartland Human Care Services - Summit	21227	HOPWA	208 South LaSalle, Suite 1818	Chicago	60604	42	Community Residence	Low Income HIV Positive Individuals	\$ 303,000	1-1-12 to 12-31-12
Housing Opportunities for Women	21077	HOPWA	1607 West Howard Street, 2nd Floor	Chicago	60626	49	Community Residence	Low Income HIV Positive Individuals	\$ 82,000	1-1-12 to 12-31-12
Human Resources Development Institute (HRDI)	21078	HOPWA	222 South Jefferson Street	Chicago	60661	9	Community Residence	Low Income HIV Positive Individuals	\$ 116,000	1-1-12 to 12-31-12
Human Resources Development Institute (HRDI)	21078	HOPWA	222 South Jefferson Street	Chicago	60661	9	Housing Information/Advocacy	Low Income HIV Positive Individuals	\$ 47,508	1-1-12 to 12-31-12
Interfaith House	21226	HOPWA	3456 West Franklin Boulevard	Chicago	60624	27	Community Residence	Low Income HIV Positive Individuals	\$ 209,271	1-1-12 to 12-31-12
Legal Assistance Foundation of Metropolitan Chicago	21073	HOPWA	111 West Jackson, Suite 300	Chicago	60604	2	Housing Information/Advocacy	Low Income HIV Positive Individuals	\$ 106,468	1-1-12 to 12-31-12
Lester & Rosalie Anixter Center - CALOR	21099	HOPWA	6610 North Clark Street	Chicago	60626	31	Community Residence	Low Income HIV Positive Individuals	\$ 110,000	1-1-12 to 12-31-12

Department Name: Chicago Department of Public Health (CDPH)

Service Provider	PO	Program	Address	City	Zip Code	Ward	Type of Service	Population Served	Amount	Contract term
McDermott Center dba Haymarket Center	21230	HOPWA	932 West Washington Boulevard	Chicago	60607	27	Community Residence	Low Income HIV Positive Individuals	\$ 240,000	1-1-12 to 12-31-12
Pilsen Little Village dba Pilsen Wellness Center	21129	HOPWA	2319 South Damen Avenue	Chicago	60608	25	Community Residence	Low Income HIV Positive Individuals	\$ 80,000	1-1-12 to 12-31-12
The Children's Place Association	21114	HOPWA	1436 West Randolph, 5th Floor	Chicago	60607	27	Community Residence	Low Income HIV Positive Individuals	\$ 120,000	1-1-12 to 12-31-12
Unity Parenting and Counseling	21168	HOPWA	600 West Cermak Road, Suite 300	Chicago	60616	25	Community Residence	Low Income HIV Positive Individuals	\$ 80,000	1-1-12 to 12-31-12
Vital Bridges	21072	HOPWA	5543 North Broadway	Chicago	60640	48	Community Residence	Low Income HIV Positive Individuals	\$ 248,526	1-1-12 to 12-31-12
Alliance of Chicago Community Health Services	26743	Immunization	215 W. Ohio St. 4th Fl	Chicago	60654	42	Adult Immunization	Diverse, underserved, high risk, uninsured, homeless adult populations	\$ 100,000	7-1-12 to 8-31-12
Beloved Community Family Wellness Center	26740	Immunization	215 W. Ohio St. 4th Fl	Chicago	60654	6	Adult Immunization	Diverse, underserved, high risk, uninsured, homeless adult populations	\$ 85,000	7-1-12 to 8-31-12
Catholic Charities Archdiocese of Chicago	26254	Immunization	721 North LaSalle	Chicago	60654	42	Immunization	Diverse, underserved, high risk, uninsured, infants, children and pregnant women	\$ 257,028	1-1-12 to 12-31-12
Illinois Chapter of American Academy of Pediatrics	26252	Immunization	1400 West Hubbard Street, Suite 100	Chicago	60642	27	Immunization	Healthcare providers serving infants, children and adolescents	\$ 65,100	1-1-12 to 12-31-12
Illinois Maternal and Child Health Coalition	26742	Immunization	1256 W. Chicago St.	Chicago	60642	27	Adult Immunization	Diverse, underserved, high risk, uninsured, homeless adult populations	\$ 267,106	7-1-12 to 8-31-12
Illinois Maternal and Child Health Coalition	26253	Immunization	1256 West Chicago Avenue, Suite 100	Chicago	60642	27	Immunization	Diverse, underserved, high risk, uninsured, infants, children and pregnant women	\$ 95,000	1-1-12 to 12-31-12
Near North Health Services Corporation	26741	Immunization	1276 N. Clybourn	Chicago	60610	27	Adult Immunization	Diverse, underserved, high risk, uninsured, homeless adult populations	\$ 80,000	7-1-12 to 8-31-12
St. Bernard Hospital	26251	Immunization	326 West 64th Street	Chicago	60621	20	Immunization	Diverse, underserved, high risk, uninsured, infants, children and pregnant women	\$ 55,000	1-1-12 to 12-31-12
Neighborhood Housing Services	26627	Lead	1279 North Milwaukee	Chicago	60622	1	Lead Paint Prevention	Low and Moderate Income Residents	\$ 550,000	1-1-12 to 12-31-12
Christian Community Health Center	23807	MAI	9718 S. Halsted St.	Chicago	60628	21	Psychosocial Support Services	African Americans & Latinos	\$ 33,057	3-1-11 to 2-28-14
Healthcare Alternative Systems	23772	MAI	2755 W. Armitage	Chicago	60647	1	Substance Abuse-Outpatient	African Americans & Latinos	\$ 71,139	3-1-11 to 2-28-14
Healthcare Alternative Systems	23772	MAI	2755 W. Armitage	Chicago	60647	1	Substance Abuse-Residential	African Americans & Latinos	\$ 94,408	3-1-11 to 2-28-14
Hektoen Institute, LLC/Project VIDA	23808	MAI	2240 W. Ogden Ave., Floor 2	Chicago	60612	22	Mental Health	African Americans & Latinos	\$ 42,613	3-1-11 to 2-28-14
Hektoen Institute, LLC on behalf of South Suburban HIV/AIDS Regional Clinics (SSHARC)	23750	MAI	2240 W.Ogden Ave., 2nd Floor	Chicago	60612	22	Ambulatory Outpatient Care	African Americans & Latinos	\$ 651,394	3-1-11 to 2-28-14
Hektoen Institute, LLC on behalf of South Suburban HIV/AIDS Regional Clinics (SSHARC)	23750	MAI	2240 W.Ogden Ave., 2nd Floor	Chicago	60612	22	Early Intervention Services	African Americans & Latinos	\$ 71,393	3-1-11 to 2-28-14
Hektoen Institute, LLC on behalf of South Suburban HIV/AIDS Regional Clinics (SSHARC)	23750	MAI	2240 W.Ogden Ave., 2nd Floor	Chicago	60612	22	Outreach	African Americans & Latinos	\$ 62,443	3-1-11 to 2-28-14
Hektoen Institute, LLC on behalf of the Austin Health Center of Cook County/CBC HIV Program	23800	MAI	2240 W.Ogden Ave., 2nd Floor	Chicago	60612	22	Ambulatory Outpatient Care	African Americans & Latinos	\$ 545,656	3-1-11 to 2-28-14
Hektoen Institute, LLC on behalf of the Austin Health Center of Cook County/CBC HIV Program	23800	MAI	2240 W.Ogden Ave., 2nd Floor	Chicago	60612	22	Mental Health	African Americans & Latinos	\$ 169,115	3-1-11 to 2-28-14

Department Name: Chicago Department of Public Health (CDPH)

Service Provider	PO	Program	Address	City	Zip Code	Ward	Type of Service	Population Served	Amount	Contract term
Hektoen Institute, LLC on behalf of the Austin Health Center of Cook County/CBC HIV Program	23800	MAI	2240 W.Ogden Ave., 2nd Floor	Chicago	60612	22	Psychosocial Support Services	African Americans & Latinos	\$ 76,393	3-1-11 to 2-28-14
The Foundation of Jackson Park Hospital on behalf of Jackson Park Hospital	23803	MAI	7531 S. Stony Island, Suite 264	Chicago	60649	8	Ambulatory Outpatient Care	African Americans & Latinos	\$ 120,847	3-1-11 to 2-28-14
Community Counseling Centers of Chicago	26595	Mental Health	4740 North Clark St	Chicago	60640	47	Adult Psychiatric Services for Insured and Undersinsured	Insured and Undersinsured Population	\$ 70,000	7-1-12 to 12-31-12
Human Resources Development Institute (HRDI)	26590	Mental Health	222 S. Jefferson St	Chicago	60661	2	Adult Psychiatric Services for Insured and Undersinsured	Insured and Undersinsured Population	\$ 100,000	7-1-12 to 12-31-12
Lutheran Social Services of Illinois	26596	Mental Health	1001 E. Touhy Ave Suite 50	Des Plaines	60018	N/A	Adult Psychiatric Services for Insured and Undersinsured	Insured and Undersinsured Population	\$ 70,000	7-1-12 to 12-31-12
Mercy Hospital and Medical Center	26589	Mental Health	2525 S. Michigan Ave	Chicago	60616	2	Adult Psychiatric Services for Insured and Undersinsured	Insured and Undersinsured Population	\$ 50,000	7-1-12 to 12-31-12
Metropolitan Family Services	26580	Mental Health	1 N Dearborn Suite 1000	Chicago	60602	10	Adult Psychiatric Services for Insured and Undersinsured	Insured and Undersinsured Population	\$ 20,800	7-1-12 to 12-31-12
Mount Sinai Hospital	26597	Mental Health	1500 S. California	Chicago	60608	28	Adult Psychiatric Services for Insured and Undersinsured	Insured and Undersinsured Population	\$ 40,000	7-1-12 to 12-31-12
Pilsen Little Village Mental Health Center	26582	Mental Health	2319 S. Damen St	Chicago	60608	25	Adult Psychiatric Services for Insured and Undersinsured	Insured and Undersinsured Population	\$ 50,000	7-1-12 to 12-31-12
Thresholds	26581	Mental Health	4101 N Ravenswood St	Chicago	60613	48	Adult Psychiatric Services for Insured and Undersinsured	Insured and Undersinsured Population	\$ 99,200	7-1-12 to 12-31-12
Access Community Health Network	23796	Part A Ryan White	222 N. Canal Street	Chicago	60606	42	Ambulatory Outpatient Care	Uninsured or Underinsured HIV Positive Individuals	\$ 216,828	3-1-11 to 2-28-14
Access Community Health Network	23796	Part A Ryan White	222 N. Canal Street	Chicago	60606	42	Psychosocial Support Services	Uninsured or Underinsured HIV Positive Individuals	\$ 80,075	3-1-11 to 2-28-14
AIDS Foundation	23776	Part A Ryan White	200 W. Jackson Blvd. Suite 2200	Chicago	60606	2	Early Intervention Services	Uninsured or Underinsured HIV Positive Individuals	\$ 113,232	3-1-11 to 2-28-14
AIDS Foundation	23776	Part A Ryan White	200 W. Jackson Blvd. Suite 2200	Chicago	60606	2	Emergency Financial Assistance	Uninsured or Underinsured HIV Positive Individuals	\$ 79,310	3-1-11 to 2-28-14
AIDS Foundation	23776	Part A Ryan White	200 W. Jackson Blvd. Suite 2200	Chicago	60606	2	Housing	Uninsured or Underinsured HIV Positive Individuals	\$ 195,810	3-1-11 to 2-28-14
AIDS Foundation	23776	Part A Ryan White	200 W. Jackson Blvd. Suite 2200	Chicago	60606	2	Medical Case Management Services	Uninsured or Underinsured HIV Positive Individuals	\$ 3,051,329	3-1-11 to 2-28-14
AIDS Foundation	23776	Part A Ryan White	200 W. Jackson Blvd. Suite 2200	Chicago	60606	2	Medical Transportation	Uninsured or Underinsured HIV Positive Individuals	\$ 418,075	3-1-11 to 2-28-14
AIDS Foundation	23776	Part A Ryan White	200 W. Jackson Blvd. Suite 2200	Chicago	60606	2	Non-Medical Case Management	Uninsured or Underinsured HIV Positive Individuals	\$ 471,907	3-1-11 to 2-28-14
AIDS Legal Council of Chicago	23761	Part A Ryan White	180 N. Michigan Ave., #2110	Chicago	60601	42	Legal	Uninsured or Underinsured HIV Positive Individuals	\$ 323,603	3-1-11 to 2-28-14
Alexian Brothers - Bonaventure	23739	Part A Ryan White	825 W. Wellington Ave.	Chicago	60657	44	Psychosocial Support Services	Uninsured or Underinsured HIV Positive Individuals	\$ 36,234	3-1-11 to 2-28-14
Alexian Brothers The Harbor	24206	Part A Ryan White	826 North Ave.	Waukegan	60085	N/A	Psychosocial Support Services	Uninsured or Underinsured HIV Positive Individuals	\$ 13,416	3-1-11 to 2-28-14

Department Name: Chicago Department of Public Health (CDPH)

Service Provider	PO	Program	Address	City	Zip Code	Ward	Type of Service	Population Served	Amount	Contract term
Asian Human Services	24208	Part A Ryan White	4753 N. Broadway, Suite 700	Chicago	60640	48	Mental Health	Uninsured or Underinsured HIV Positive Individuals	\$ 36,234	3-1-11 to 2-28-14
Asian Human Services	24208	Part A Ryan White	4753 N. Broadway, Suite 700	Chicago	60640	48	Psychosocial Support Services	Uninsured or Underinsured HIV Positive Individuals	\$ 36,234	3-1-11 to 2-28-14
Catholic Charities Archdiocese of Chicago Lake County Services	23806	Part A Ryan White	721 North LaSalle	Chicago	60654	42	Food Bank/Home Delivered Meals	Uninsured or Underinsured HIV Positive Individuals	\$ 113,232	3-1-11 to 2-28-14
Catholic Charities Archdiocese of Chicago Lake County Services	23806	Part A Ryan White	721 North LaSalle	Chicago	60654	42	Psychosocial Support Services	Uninsured or Underinsured HIV Positive Individuals	\$ 38,084	3-1-11 to 2-28-14
Catholic Charities Archdiocese of Chicago Lake County Services	23806	Part A Ryan White	721 North LaSalle	Chicago	60654	42	Substance Abuse-Outpatient	Uninsured or Underinsured HIV Positive Individuals	\$ 49,100	3-1-11 to 2-28-14
Center on Halsted	23705	Part A Ryan White	3656 N. Halsted	Chicago	60613	44	Psychosocial Support Services	Uninsured or Underinsured HIV Positive Individuals	\$ 30,855	3-1-11 to 2-28-14
Chicago House and Social Services	23734	Part A Ryan White	1925 N. Clybourn Ave., Suite 401	Chicago	60614	32	Psychosocial Support Services	Uninsured or Underinsured HIV Positive Individuals	\$ 59,241	3-1-11 to 2-28-14
Chicago Women's AIDS Project	23793	Part A Ryan White	6363 N. Broadway Ave.	Chicago	60660	49	Mental Health	Uninsured or Underinsured HIV Positive Individuals	\$ 36,234	3-1-11 to 2-28-14
Chicago Women's AIDS Project	23793	Part A Ryan White	6363 N. Broadway Ave.	Chicago	60660	49	Psychosocial Support Services	Uninsured or Underinsured HIV Positive Individuals	\$ 84,631	3-1-11 to 2-28-14
Children's Memorial Hospital	23704	Part A Ryan White	225 E. Chicago Avenue	Chicago	60611	43	Ambulatory Outpatient Care	Uninsured or Underinsured HIV Positive Individuals	\$ 264,394	3-1-11 to 2-28-14
Children's Memorial Hospital	23704	Part A Ryan White	225 E. Chicago Avenue	Chicago	60611	43	Mental Health	Uninsured or Underinsured HIV Positive Individuals	\$ 45,155	3-1-11 to 2-28-14
Christian Community Health Center	23788	Part A Ryan White	9718 S. Halsted St.	Chicago	60628	21	Ambulatory Outpatient Care	Uninsured or Underinsured HIV Positive Individuals	\$ 386,840	3-1-11 to 2-28-14
Christian Community Health Center	23788	Part A Ryan White	9718 S. Halsted St.	Chicago	60628	21	Mental Health	Uninsured or Underinsured HIV Positive Individuals	\$ 97,962	3-1-11 to 2-28-14
Christian Community Health Center	23788	Part A Ryan White	9718 S. Halsted St.	Chicago	60628	21	Oral Health	Uninsured or Underinsured HIV Positive Individuals	\$ 97,239	3-1-11 to 2-28-14
Christian Community Health Center	23788	Part A Ryan White	9718 S. Halsted St.	Chicago	60628	21	Substance Abuse-Outpatient	Uninsured or Underinsured HIV Positive Individuals	\$ 74,086	3-1-11 to 2-28-14
Erie Family Health Center	23749	Part A Ryan White	1701 W. Superior, 3rd Flr.	Chicago	60622	1	Ambulatory Outpatient Care	Uninsured or Underinsured HIV Positive Individuals	\$ 132,587	3-1-11 to 2-28-14
FCAN	24539	Part A Ryan White	203 North Wabash Ave., Suite 918	Chicago	60601	42	Psychosocial Support Services	Uninsured or Underinsured HIV Positive Individuals	\$ 36,234	3-1-11 to 2-28-14
Garfield Counseling Center	24205	Part A Ryan White	4132 W. Madison Street	Chicago	60624	28	Substance Abuse-Outpatient	Uninsured or Underinsured HIV Positive Individuals	\$ 40,311	3-1-11 to 2-28-14
Heartland Health Outreach	23792	Part A Ryan White	1015 W. Lawrence Ave.	Chicago	60640	46	Ambulatory Outpatient Care	Uninsured or Underinsured HIV Positive Individuals	\$ 161,654	3-1-11 to 2-28-14
Heartland Health Outreach	23792	Part A Ryan White	1015 W. Lawrence Ave.	Chicago	60640	46	Oral Health	Uninsured or Underinsured HIV Positive Individuals	\$ 382,721	3-1-11 to 2-28-14

Department Name: Chicago Department of Public Health (CDPH)

Service Provider	PO	Program	Address	City	Zip Code	Ward	Type of Service	Population Served	Amount	Contract term
Hektoen Institute, LLC/Project VIDA	24320	Part A Ryan White	2240 W. Ogden Ave., Floor 2	Chicago	60612	22	Psychosocial Support Services	Uninsured or Underinsured HIV Positive Individuals	\$ 59,241	3-1-11 to 2-28-14
Hektoen Institute, LLC on behalf of Provident Hospital HIV Program	23801	Part A Ryan White	2240 W.Ogden Ave., 2nd Floor	Chicago	60612	3	Ambulatory Outpatient Care	Uninsured or Underinsured HIV Positive Individuals	\$ 808,269	3-1-11 to 2-28-14
Hektoen Institute, LLC on behalf of Provident Hospital HIV Program	23801	Part A Ryan White	2240 W.Ogden Ave., 2nd Floor	Chicago	60612	3	Mental Health	Uninsured or Underinsured HIV Positive Individuals	\$ 93,995	3-1-11 to 2-28-14
Hektoen Institute, LLC on behalf of Provident Hospital HIV Program	23801	Part A Ryan White	2240 W.Ogden Ave., 2nd Floor	Chicago	60612	3	Oral Health	Uninsured or Underinsured HIV Positive Individuals	\$ 189,847	3-1-11 to 2-28-14
Hektoen Institute, LLC on behalf of Provident Hospital HIV Program	23801	Part A Ryan White	2240 W. Ogden Ave., Floor 2	Chicago	60612	3	Substance Abuse-Outpatient	Uninsured or Underinsured HIV Positive Individuals	\$ 162,064	3-1-11 to 2-28-14
Hektoen Institute, LLC on behalf of South Suburban HIV/AIDS Regional Clinics (SSHARC)	23751	Part A Ryan White	2240 W.Ogden Ave., 2nd Floor	Chicago	60612	22	Mental Health	Uninsured or Underinsured HIV Positive Individuals	\$ 67,140	3-1-11 to 2-28-14
Hektoen Institute, LLC on behalf of South Suburban HIV/AIDS Regional Clinics (SSHARC)	23751	Part A Ryan White	2240 W.Ogden Ave., 2nd Floor	Chicago	60612	22	Oral Health	Uninsured or Underinsured HIV Positive Individuals	\$ 46,572	3-1-11 to 2-28-14
Hektoen Institute, LLC on behalf of South Suburban HIV/AIDS Regional Clinics (SSHARC)	23751	Part A Ryan White	2240 W.Ogden Ave., 2nd Floor	Chicago	60612	22	Psychosocial Support Services	Uninsured or Underinsured HIV Positive Individuals	\$ 38,084	3-1-11 to 2-28-14
Hektoen Institute, LLC on behalf of South Suburban HIV/AIDS Regional Clinics (SSHARC)	23751	Part A Ryan White	2240 W.Ogden Ave., 2nd Floor	Chicago	60612	22	Substance Abuse-Outpatient	Uninsured or Underinsured HIV Positive Individuals	\$ 40,311	3-1-11 to 2-28-14
Hektoen Institute, LLC/CORE	23784	Part A Ryan White	2240 W. Ogden Ave., Floor 2	Chciago	60612	22	Ambulatory Outpatient Care	Uninsured or Underinsured HIV Positive Individuals	\$ 1,431,524	3-1-11 to 2-28-14
Hektoen Institute, LLC/CORE	23784	Part A Ryan White	2240 W. Ogden Ave., Floor 2	Chicago	60612	22	Early Intervention Services	Uninsured or Underinsured HIV Positive Individuals	\$ 135,878	3-1-11 to 2-28-14
Hektoen Institute, LLC/CORE	23784	Part A Ryan White	2240 W. Ogden Ave., Floor 2	Chicago	60612	22	Mental Health	Uninsured or Underinsured HIV Positive Individuals	\$ 313,318	3-1-11 to 2-28-14
Hektoen Institute, LLC/CORE	23784	Part A Ryan White	2240 W. Ogden Ave., Floor 2	Chicago	60612	22	Outreach Services	Uninsured or Underinsured HIV Positive Individuals	\$ 67,939	3-1-11 to 2-28-14
Hektoen Institute, LLC/CORE	23784	Part A Ryan White	2240 W. Ogden Ave., Floor 2	Chicago	60612	22	Psychosocial Support Services	Uninsured or Underinsured HIV Positive Individuals	\$ 100,545	3-1-11 to 2-28-14
Hektoen Institute, LLC/CORE	23784	Part A Ryan White	2240 W. Ogden Ave., Floor 2	Chicago	60612	22	Substance Abuse-Outpatient	Uninsured or Underinsured HIV Positive Individuals	\$ 350,892	3-1-11 to 2-28-14
Hektoen Institute, LLC/CORE	23784	Part A Ryan White	2240 W. Ogden Ave., Floor 2	Chicago	60612	22	Oral Health	Uninsured or Underinsured HIV Positive Individuals	\$ 249,755	3-1-11 to 2-28-14
Howard Area Community Center	23748	Part A Ryan White	7648 N. Paulina	Chicago	60626	49	Oral Health	Uninsured or Underinsured HIV Positive Individuals	\$ 45,378	3-1-11 to 2-28-14
Howard Brown Health Center	23755	Part A Ryan White	4025 N. Sheridan Rd.	Chicago	60613	46	Ambulatory Outpatient Care	Uninsured or Underinsured HIV Positive Individuals	\$ 252,584	3-1-11 to 2-28-14
Howard Brown Health Center	23755	Part A Ryan White	4025 N. Sheridan Rd.	Chicago	60613	46	Early Intervention Services	Uninsured or Underinsured HIV Positive Individuals	\$ 67,939	3-1-11 to 2-28-14
Howard Brown Health Center	23755	Part A Ryan White	4025 N. Sheridan Rd.	Chicago	60613	46	Mental Health	Uninsured or Underinsured HIV Positive Individuals	\$ 71,616	3-1-11 to 2-28-14
Howard Brown Health Center	23755	Part A Ryan White	4025 N. Sheridan Rd.	Chicago	60613	46	Psychosocial Support Services	Uninsured or Underinsured HIV Positive Individuals	\$ 36,234	3-1-11 to 2-28-14

Department Name: Chicago Department of Public Health (CDPH)

Service Provider	PO	Program	Address	City	Zip Code	Ward	Type of Service	Population Served	Amount	Contract term
Howard Brown Health Center	23755	Part A Ryan White	4025 N. Sheridan Rd.	Chicago	60613	46	Substance Abuse-Outpatient	Uninsured or Underinsured HIV Positive Individuals	\$ 75,939	3-1-11 to 2-28-14
Human Resources Development Institute (HRDI)	23770	Part A Ryan White	222 S. Jefferson St.	Chicago	60661	3	Substance Abuse-Outpatient	Uninsured or Underinsured HIV Positive Individuals	\$ 166,695	3-1-11 to 2-28-14
Lake County Health Dept. and Community Health Center	23775	Part A Ryan White	3010 Grand Ave.	Waukegan	60085	N/A	Ambulatory Outpatient Care	Uninsured or Underinsured HIV Positive Individuals	\$ 303,100	3-1-11 to 2-28-14
Lake County Health Dept. and Community Health Center	23775	Part A Ryan White	3010 Grand Ave.	Waukegan	60085	N/A	Early Intervention Services	Uninsured or Underinsured HIV Positive Individuals	\$ 45,293	3-1-11 to 2-28-14
Lake County Health Dept. and Community Health Center	23775	Part A Ryan White	3010 Grand Ave.	Waukegan	60085	N/A	Mental Health	Uninsured or Underinsured HIV Positive Individuals	\$ 60,494	3-1-11 to 2-28-14
Lake County Health Dept. and Community Health Center	23775	Part A Ryan White	3010 Grand Ave.	Waukegan	60085	N/A	Oral Health	Uninsured or Underinsured HIV Positive Individuals	\$ 35,775	3-1-11 to 2-28-14
Lawndale Christian Health Center	23780	Part A Ryan White	3860 W. Ogden Ave.	Chicago	60623	24	Ambulatory Outpatient Care	Uninsured or Underinsured HIV Positive Individuals	\$ 190,592	3-1-11 to 2-28-14
Legal Assistance Foundation of Metropolitan Chicago	23779	Part A Ryan White	111 W. Jackson, Suite 300	Chicago	60604	2	Legal Services	Uninsured or Underinsured HIV Positive Individuals	\$ 247,741	3-1-11 to 2-28-14
Lorretto Hospital	23771	Part A Ryan White	645 S. Central Avenue	Chicago	60644	15	Substance Abuse-Residential	Uninsured or Underinsured HIV Positive Individuals	\$ 138,476	3-1-11 to 2-28-14
Loyola University Medical	23782	Part A Ryan White	2160 S. 1st Ave, Bldg 54, RM 149	Maywood	60153	N/A	Ambulatory Outpatient Care	Uninsured or Underinsured HIV Positive Individuals	\$ 353,618	3-1-11 to 2-28-14
McDermott Center dba Haymarket Center	23777	Part A Ryan White	120 North Sangamon Street	Chicago	60607	27	Psychosocial Support Services	Uninsured or Underinsured HIV Positive Individuals	\$ 59,241	3-1-11 to 2-28-14
McDermott Center dba Haymarket Center	23777	Part A Ryan White	120 North Sangamon Street	Chicago	60607	27	Substance Abuse-Outpatient	Uninsured or Underinsured HIV Positive Individuals	\$ 128,019	3-1-11 to 2-28-14
McDermott Center dba Haymarket Center	23777	Part A Ryan White	120 North Sangamon Street	Chicago	60607	27	Substance Abuse-Residential	Uninsured or Underinsured HIV Positive Individuals	\$ 566,160	3-1-11 to 2-28-14
Michael Reese Research & Education Foundation-HIV Care Program	23746	Part A Ryan White	2240 W.Ogden Ave., 2nd Floor	Chicago	60612	2	Ambulatory Outpatient Care	Uninsured or Underinsured HIV Positive Individuals	\$ 121,240	3-1-11 to 2-28-14
Michael Reese Research & Education Foundation-HIV Care Program	23746	Part A Ryan White	2240 W.Ogden Ave., 2nd Floor	Chicago	60612	2	Mental Health	Uninsured or Underinsured HIV Positive Individuals	\$ 62,663	3-1-11 to 2-28-14
Michael Reese Research & Education Foundation-HIV Care Program	23746	Part A Ryan White	2240 W.Ogden Ave., 2nd Floor	Chicago	60612	2	Substance Abuse-Outpatient	Uninsured or Underinsured HIV Positive Individuals	\$ 74,086	3-1-11 to 2-28-14
Mount Sinai Hospital and Medical Center	23787	Part A Ryan White	1501 S. California Blvd.	Chciago	60608	28	Mental Health	Uninsured or Underinsured HIV Positive Individuals	\$ 195,455	3-1-11 to 2-28-14
New Age Services	24204	Part A Ryan White	1330 S. Kostner	Chicago	60623	24	Substance Abuse-Outpatient	Uninsured or Underinsured HIV Positive Individuals	\$ 40,311	3-1-11 to 2-28-14
Open Door Clinic	23752	Part A Ryan White	164 Division St., Suite 607	Eligin	60120	N/A	Ambulatory Outpatient Care	Uninsured or Underinsured HIV Positive Individuals	\$ 82,847	3-1-11 to 2-28-14
Open Door Clinic	23752	Part A Ryan White	164 Division St., Suite 607	Eligin	60120	N/A	Mental Health	Uninsured or Underinsured HIV Positive Individuals	\$ 75,657	3-1-11 to 2-28-14
Open Door Clinic	23752	Part A Ryan White	164 Division St., Suite 607	Eligin	60120	N/A	Oral Health	Uninsured or Underinsured HIV Positive Individuals	\$ 50,934	3-1-11 to 2-28-14

Department Name: Chicago Department of Public Health (CDPH)

Service Provider	PO	Program	Address	City	Zip Code	Ward	Type of Service	Population Served	Amount	Contract term
Open Door Clinic	23752	Part A Ryan White	164 Division St., Suite 607	Elgin	60120	N/A	Psychosocial Support Services	Uninsured or Underinsured HIV Positive Individuals	\$ 42,316	3-1-11 to 2-28-14
Open Door Clinic	23752	Part A Ryan White	164 Division St., Suite 607	Elgin	60120	N/A	Substance Abuse-Outpatient	Uninsured or Underinsured HIV Positive Individuals	\$ 40,311	3-1-11 to 2-28-14
Prairie State Legal Services, Inc.	24295	Part A Ryan White	303 North Main Street, Suite 600	Rockford	61101	N/A	Legal Services	Uninsured or Underinsured HIV Positive Individuals	\$ 121,599	3-1-11 to 2-28-14
Regional Care	23805	Part A Ryan White	72 North Chicago Street	Joliet	60432	N/A	Ambulatory Outpatient Care	Uninsured or Underinsured HIV Positive Individuals	\$ 282,892	3-1-11 to 2-28-14
Sinai Health System/Mount Sinai Hospital	23787	Part A Ryan White	1501 S. California Blvd.	Chicago	60608	28	Ambulatory Outpatient Care	Uninsured or Underinsured HIV Positive Individuals	\$ 101,033	3-1-11 to 2-28-14
Sinai Health System/Mount Sinai Hospital	23787	Part A Ryan White	1501 S. California Blvd.	Chicago	60608	28	Mental Health	Uninsured or Underinsured HIV Positive Individuals	\$ 58,188	3-1-11 to 2-28-14
Sinai Health System/Mount Sinai Hospital	23787	Part A Ryan White	1501 S. California Blvd.	Chicago	60608	28	Psychosocial Support Services	Uninsured or Underinsured HIV Positive Individuals	\$ 36,234	3-1-11 to 2-28-14
South Shore Hospital	23721	Part A Ryan White	8012 S. Crandon Ave.	Chicago	60617	8	Ambulatory Outpatient Care	Uninsured or Underinsured HIV Positive Individuals	\$ 101,033	3-1-11 to 2-28-14
South Side Help Center	23726	Part A Ryan White	10420 S. Halsted Street	Chicago	60628	34	Psychosocial Support Services	Uninsured or Underinsured HIV Positive Individuals	\$ 43,267	3-1-11 to 2-28-14
TBD	TBD	Part A Ryan White	TBD	TBD	TBD	TBD	Substance Abuse Residential	Uninsured or Underinsured HIV Positive Individuals	\$ 84,258	thru 2-28-14
The Children's Place Association	23809	Part A Ryan White	1436 W. Randolph 5th Flr.	Chicago	60607	26	Mental Health	Uninsured or Underinsured HIV Positive Individuals	\$ 36,630	3-1-11 to 2-28-14
The Children's Place Association	23809	Part A Ryan White	1436 W. Randolph 5th Flr.	Chicago	60607	26	Psychosocial Support Services	Uninsured or Underinsured HIV Positive Individuals	\$ 32,392	3-1-11 to 2-28-14
University of Chicago	23794	Part A Ryan White	6030 S. Ellis Ave, RM 114	Chicago	60637	5	Ambulatory Outpatient Care	Uninsured or Underinsured HIV Positive Individuals	\$ 281,884	3-1-11 to 2-28-14
University of Chicago	23794	Part A Ryan White	6030 S. Ellis Ave, RM 114	Chicago	60637	5	Outreach Services	Uninsured or Underinsured HIV Positive Individuals	\$ 67,124	3-1-11 to 2-28-14
University of Chicago	23794	Part A Ryan White	6030 S. Ellis Ave, RM 114	Chicago	60637	5	Psychosocial Support Services	Uninsured or Underinsured HIV Positive Individuals	\$ 36,234	3-1-11 to 2-28-14
Universal Family Connection	23802	Part A Ryan White	1350 W. 103rd St.	Chicago	60643	21	Psychosocial Support Services	Uninsured or Underinsured HIV Positive Individuals	\$ 43,559	3-1-11 to 2-28-14
University of Illinois at Chicago	23798	Part A Ryan White	808 S. Wood Street, RM 888	Chicago	60612	2	Ambulatory Outpatient Care	Uninsured or Underinsured HIV Positive Individuals	\$ 1,281,142	3-1-11 to 2-28-14
University of Illinois at Chicago	23798	Part A Ryan White	808 S. Wood Street, RM 888	Chicago	60612	2	Mental Health	Uninsured or Underinsured HIV Positive Individuals	\$ 116,375	3-1-11 to 2-28-14
University of Illinois at Chicago/MATEC		Part A Ryan White	1640 W. Roosevelt Rd., M/C 779	Chicago	60608	2	QM Professional & Technical Services	Uninsured or Underinsured HIV Positive Individuals	\$ 452,928	3-1-11 to 2-28-14
Vital Bridges	23762	Part A Ryan White	4121 W. Lake Street	Chicago	60626	28	Food Bank/Home Delivered Meals	Uninsured or Underinsured HIV Positive Individuals	\$ 913,048	3-1-11 to 2-28-14
Active Transportation Alliance	26623	PlayStreets	9 W. Hubbard St # 402	Chicago	60654	1	PlayStreets Pilot Program for Obesity Prevention	Primarily Youth and includes adults	\$ 75,000	7-1-12 to 12-31-12

Department Name: Chicago Department of Public Health (CDPH)

Service Provider	PO	Program	Address	City	Zip Code	Ward	Type of Service	Population Served	Amount	Contract term
Gads Hill Center	26622	PlayStreets	1919 W. Cullerton Ave	Chicago	60608	25	PlayStreets Pilot Program for Obesity Prevention	Primarily Youth and includes adults	\$ 75,000	7-1-12 to 12-31-12
Metropolitan Chicago Healthcare Council (MCHC) dba Illinois Poison Center	21706	Poison Control	222 South Riverside Plaza	Chicago	60608	2	Poison Control Hotline	General population and medical providers	\$ 35,000	1-1-10 to 12-31-12
Hektoen Institute - Jorge Prieto Family Health Center	24447	REACH	2240 West Ogden Avenue, 2nd Floor	Chicago	60612	22	Community Outreach for diabetes and heart disease	Latino Adults in South Lawndale	\$ 36,540	9-29-11 to 9-30-12
Lawndale Christian Health Center	24862	REACH	3860 West Ogden Avenue	Chicago	60623	24	Community Outreach for diabetes and heart disease	Latino & African Amer. Adults in South and North Lawndale	\$ 42,732	9-29-11 to 9-30-12
Sinai Community Institute	24455	REACH	2653 West Ogden	Chicago	60608	28	Community Outreach for diabetes and heart disease	Latino Adults in South Lawndale	\$ 66,994	09-30-10 to 09-30-12
TBD	TBD	STI	TBD	TBD	TBD	TBD	Syphilis Elimination	MSM Infected with syphilis and/or engage in high-risk sexual behavior	\$ 103,060	thru 12-31-13
Howard Brown Health Center	26524	STI	4025 North Sheridan Road	Chicago	60613	46	Syphilis Elimination		\$ 55,477	1-1-12 to 12-31-13
A Safe Heaven	23754	Substance Abuse	2750 West Roosevelt Road	Chicago	60608	28	Substance Abuse	Adult Males	\$ 197,478	1-1-12 to 12-31-12
Ada S. McKinley Community Services	23990	Substance Abuse	725 South Wells Street, Suite 1-A	Chicago	60607	2	Substance Abuse	Adolescents	\$ 48,300	1-1-12 to 12-31-12
Alexian Brothers - Bonaventure	23678	Substance Abuse	825 West Wellington Avenue	Chicago	60657	44	Substance Abuse	HIV Positive Adult Males	\$ 64,873	1-1-12 to 12-31-12
Association House of Chicago - MAI TEC	26626	Substance Abuse	1116 North Kedzie Avenue	Chicago	60651	26	Substance Abuse Treatment	Adult Males & Females	\$ 85,174	1-1-12 to 12-31-12
Caritas	23688	Substance Abuse	1301 West 22nd Street	Oak Brook	60523	N/A	Substance Abuse	Telephone Lines Citywide	\$ 18,234	1-1-12 to 12-31-12
Cathedral Shelter	23708	Substance Abuse	1668 West Ogden Avenue	Chicago	60612	2	Substance Abuse	Adult Males & Females	\$ 49,694	1-1-12 to 12-31-12
Catholic Charities	23668	Substance Abuse	721 North LaSalle	Chicago	60654	42	Substance Abuse	Adult Males & Females	\$ 44,972	1-1-12 to 12-31-12
Chicago Women's AIDS Project - MAI TEC	26528	Substance Abuse	6363 North Broadway Avenue	Chicago	60660	49	Substance Abuse Prevention	Former Incarcerated Males & Females	\$ 86,656	1-1-12 to 12-31-12
Christian Community Health Center - MAI TEC	26529	Substance Abuse	9718 South Halsted	Chicago	60628	21	Mental Health Treatment	Mentally Ill & Substance Abuse	\$ 115,195	1-1-12 to 12-31-12
Cornell Intervention	23676	Substance Abuse	2227 West 64th Street	Woodbridge	60517	N/A	Substance Abuse	Adult Female	\$ 250,722	1-1-12 to 12-31-12
El Rincon Community Clinic	24805	Substance Abuse	3809 West Grand Avenue	Chicago	60651	27	Substance Abuse	African American & Hispanic Adult Males & Females	\$ 96,700	1-1-12 to 12-31-12
Family Guidance Center	24806	Substance Abuse	310 West Chicago Avenue	Chicago	60654	27	Substance Abuse	Adult Males & Females	\$ 124,013	1-1-12 to 12-31-12
FOLA Community Action	24807	Substance Abuse	8016 South Ashland	Chicago	60620	21	Substance Abuse	Adult Males & Females	\$ 132,870	1-1-12 to 12-31-12
Garfield Counseling Center	24808	Substance Abuse	4132 West Madison Street	Chicago	60624	28	Substance Abuse	Adult Males & Females	\$ 96,700	1-1-12 to 12-31-12
Gateway Foundation	23669	Substance Abuse	55 East Jackson Boulevard, Suite 1500	Chicago	60604	2	Substance Abuse	Adult Males & Females	\$ 67,127	1-1-12 to 12-31-12
Healthcare Alternative Systems	23670	Substance Abuse	2755 West Armitage	Chicago	60647	1	Substance Abuse	Adult Males & Females	\$ 301,201	1-1-12 to 12-31-12
Healthcare Alternative Systems - MAI TEC	26527	Substance Abuse	2755 West Armitage	Chicago	60647	1	Substance Abuse Prevention	African American & Hispanic Adult Males & Females	\$ 44,814	1-1-12 to 12-31-12
Heartland Health Outreach - MAI TEC	26537	Substance Abuse	4750 North Sheridan Road	Chicago	60640	46	Infrastructure Development (DDCAT)	Assessments of Mental Health & Substance Abuse Providers	\$ 50,282	1-1-12 to 12-31-12
Henry Sober Living	23683	Substance Abuse	6634 South Drexel Boulevard	Chicago	60637	5	Substance Abuse	Post Incarcerated Males	\$ 44,611	1-1-12 to 12-31-12
Howard Brown Health Center	23671	Substance Abuse	4025 North Sheridan Road	Chicago	60613	46	Substance Abuse	LGBT	\$ 70,020	1-1-12 to 12-31-12

Department Name: Chicago Department of Public Health (CDPH)

Service Provider	PO	Program	Address	City	Zip Code	Ward	Type of Service	Population Served	Amount	Contract term
Human Resources Development Institute (HRDI)	23675	Substance Abuse	222 South Jefferson Street	Chicago	60661	2	Substance Abuse	Adolescent Girls	\$ 200,000	1-1-12 to 12-31-12
Lester & Rosalie Anixter Center - CALOR	23672	Substance Abuse	2001 North Clybourn, 3rd Floor	Chicago	60614	43	Substance Abuse	Disabled Nursing Home Residents	\$ 49,794	1-1-12 to 12-31-12
McDermott Center dba Haymarket Center	23677	Substance Abuse	932 West Washington Boulevard	Chicago	60607	27	Substance Abuse	Adult Males & Females	\$ 285,620	1-1-12 to 12-31-12
New Age Services	23763	Substance Abuse	1330 South Kostner	Chicago	60623	24	Substance Abuse	African American Males & Females	\$ 59,655	1-1-12 to 12-31-12
New Age Services	24809	Substance Abuse	1330 South Kostner	Chicago	60623	24	Substance Abuse	African American Males & Females	\$ 141,728	1-1-12 to 12-31-12
New Age Services - MAI TEC	26526	Substance Abuse	1330 South Kostner	Chicago	60623	24	Substance Abuse Treatment	Adult Males & Females	\$ 133,679	1-1-12 to 12-31-12
N-the-Spirit Transformational Living	24216	Substance Abuse	7225 South Yale	Chicago	60621	17	Substance Abuse	Females	\$ 36,896	1-1-12 to 12-31-12
Polish American Association	23673	Substance Abuse	3834 North Cicero Avenue	Chicago	60641	45	Substance Abuse	Polish Adult Males & Females	\$ 42,717	1-1-12 to 12-31-12
Public Health Institute of Metropolitan Chicago - MAI TEC	26533	Substance Abuse	180 North Michigan Avenue, Suite 1200	Chicago	60601	42	Infrastructure - HIV Counseling and Testing	Provider Training	\$ 175,791	1-1-12 to 12-31-12
Sherman Consulting Group, LLC - MAI TEC	26682	Substance Abuse	3624 North Bernard Street	Chicago	60618	35	Data Collection/Evaluation	Project Evaluation	\$ 50,000	1-1-12 to 12-31-12
Southeast Alcohol and Drug Abuse Center	23674	Substance Abuse	8640 South South Chicago Avenue	Chicago	60617	8	Substance Abuse	Adult Males & Females	\$ 88,211	1-1-12 to 12-31-12
St. Leonards Ministries	23685	Substance Abuse	2100 West Warren Boulevard	Chicago	60612	2	Substance Abuse	Former Incarcerated Males	\$ 81,828	1-1-12 to 12-31-12
Thresholds - MAI TEC	26534	Substance Abuse	4101 North Ravenswood Avenue	Chicago	60613	47	Mental Health Treatment	MISA	\$ 133,140	1-1-12 to 12-31-12
Trilogy, Inc. - MAI TEC	26543	Substance Abuse	1400 West Greenleaf Avenue	Chicago	60626	49	Mental Health Treatment	MISA	\$ 58,490	1-1-12 to 12-31-12
Women's Treatment Center	24811	Substance Abuse	37 South River	Aurora	60506	N/A	Substance Abuse	Females	\$ 77,340	1-1-12 to 12-31-12
Cook County/Hektoen - TB	26908	Tuberculosis	1900 West Polk Street	Chicago	60612	2	Tuberculosis Prevention	People with Tuberculosis	\$ 945,700	1-1-12 to 12-31-12
Heartland Health Outreach	26745	Tuberculosis	4750 North Sheridan Road	Chicago	60604	46	Tuberculosis Prevention	People with Tuberculosis	\$ 139,572	1-1-12 to 12-31-12
Between Friends	26450	Violence Prevention	2301 West Howard	Chicago	60612	49	Recruitment, Education & Communications Support	Adolescents	\$ 115,000	1-1-12 to 12-31-12
UIC - Ceasefire	Pending	Violence Prevention	1603 W. Taylor, M/C 923	Chicago	60612	2	Crisis Intervention & Community Counseling	Low Income & High Risk for Incarceration Individuals	\$ 750,000	8-10-12 to 8-9-15
Alivio Medical Center	25076	Women's & Children	966 West 21st Street	Chicago	60608	25	Women, Children & Infants	Nutrition Support Services	\$ 68,250	1-1-12 to 12-31-12
Asian Human Services	20426	Women's & Children	4753 North Broadway, Suite 700	Chicago	60640	48	Women, Children & Infants	Nutrition Support Services	\$ 163,800	1-1-12 to 12-31-12
Erie Family Health Center	25072	Women's & Children	1701 West Superior Street	Chicago	60622	1	Women, Children & Infants	Nutrition Support Services	\$ 231,050	1-1-12 to 12-31-12
Henry Booth House	25075	Women's & Children	2929 South Wabash	Chicago	60616	2	Women, Children & Infants	Nutrition Support Services	\$ 220,000	1-1-12 to 12-31-12
Metropolitan Family Services	25322	Women's & Children	One North Dearborn, Suite 1000	Chicago	60602	42	First Time Mothers - Ages 20-24	Home Visiting Services	\$ 187,000	1-1-12 to 12-31-12

CDPH:

Service Provider	Address	Ward	Type of Service	Amount	Contract term
Access Community Health Network	222 North Canal Street	3	HIV Prevention	\$ 67,500	1-1-12 to 12-31-12
Alexian Brothers - Bonaventure	825 West Wellington Avenue	44	HIV Housing	\$ 40,500	1-1-12 to 12-31-12
Asian Human Services	4753 North Broadway, Suite 700	48	Violence Prevention	\$ 29,722	1-1-12 to 12-31-12
Catholic Bishop of Chicago St. Pius	1919 South Ashland Avenue	25	Violence Prevention	\$ 27,665	1-1-12 to 12-31-12
Center on Halsted	3636 North Halsted	40	HIV Prevention	\$ 67,500	1-1-12 to 12-31-12
Chicago House and Social Services	1925 North Clybourn, Suite 401	32	HIV Housing	\$ 107,396	1-1-12 to 12-31-12
Chicago Youth Program	5350 South Prairie Avenue	3	Violence Prevention	\$ 33,437	1-1-12 to 12-31-12
Christian Community Health Center	9718 South Halsted	21	Primary Healthcare	\$ 47,120	1-1-12 to 12-31-12
Heartland Human Care Services	208 South LaSalle, Suite 1818	47	HIV Housing	\$ 51,300	1-1-12 to 12-31-12
Heartland Human Care Services	208 South LaSalle, Suite 1818	47	Violence Prevention	\$ 28,080	1-1-12 to 12-31-12
Howard Brown Health Center	4025 North Sheridan Road	46	HIV Prevention	\$ 67,500	1-1-12 to 12-31-12
McDermott Center dba Haymarket Center	932 West Washington Boulevard	27	Primary Healthcare	\$ 49,738	1-1-12 to 12-31-12
The Night Ministry	4711 North Ravenswood	47	HIV Prevention	\$ 67,500	1-1-12 to 12-31-12
South East Asia Center	1134 West Ainslie	48	Violence Prevention	\$ 253,622	1-1-12 to 12-31-12
South Side Help Center	10420 South Halsted Street	34	Violence Prevention	\$ 47,001	1-1-12 to 12-31-12
Taproots, Inc.	2718 West Adams Street, 2nd Floor	2	Violence Prevention	\$ 41,605	1-1-12 to 12-31-12
Taskforce Prevention	9 North Cicero	25	HIV Prevention	\$ 67,500	1-1-12 to 12-31-12
The Children's Place Association	1436 West Randolph, 5th Floor	27	HIV Housing	\$ 51,300	1-1-12 to 12-31-12
Unity Parenting and Counseling	600 West Cermak Road, Suite 300	25	Violence Prevention	\$ 64,800	1-1-12 to 12-31-12
Unity Parenting and Counseling	600 West Cermak Road, Suite 300	25	HIV Housing	\$ 40,913	1-1-12 to 12-31-12
Universal Family Connection	1350 West 103rd	21	HIV Prevention	\$ 67,500	1-1-12 to 12-31-12
Collaborative Healthcare Urgency Group (CHUG)	2250 East Devon, Unit 124	All	Technical assistance to long-term care facilities for emergency preparedness planning, training & exercises	\$ 200,000	8-29-11 to 6-30-12
Metropolitan Chicago Healthcare Council (MCHC)	222 South Riverside Plaza	2	Healthcare system preparedness and capability development	\$ 2,890,156	8-29-11 to 6-30-12
Aunt Martha's Youth Service Center	19990 Govenors Highway	N/A	Adult Primary Care	\$ 220,574	7-1-12 to 12-31-12
Chicago Family Health Center	9119 South Exchange Avenue	10	Peds and Women's Primary Care	\$ 178,664	7-1-12 to 12-31-12
Circle Family Health Care Network	5002 West Madison Street	28	Peds and Women's Primary Care	\$ 485,634	7-9-12 to 12-31-12
Erie Family Health Center	1701 West Superior	1	Adult, Peds, and Women's Primary Care	\$ 1,253,325	7-1-12 to 12-31-12
Heartland International Health Center	3048 North Wilton Avenue, 2nd Floor	44	Adult and Women's Health	\$ 1,047,735	7-1-12 to 12-31-12
Mercy Family Health Center	2525 South Michigan Avenue	2	Adult, Peds, and Women's Primary Care	\$ 1,034,408	7-1-12 to 12-31-12
UIC - Mile Square	2045 West Washington	2	Adult, Peds, and Women's Primary Care	\$ 525,200	7-1-12 to 12-31-12
Access Community Health Network	222 N. Canal Street	3	Prevention/Education/T	\$ 274,444	1-1-11 to 12-31-13
Advocate Health & Hospital dba Advocate Trinity Hospital	2320 E. 93rd Street	7	esting	\$ 100,000	1-1-11 to 12-31-13
Asian Human Services	4753 N. Broadway, Suite 700	48	Prevention/Education/T	\$ 124,940	1-1-11 to 12-31-13
Center on Halsted	3636 N. Halsted	40	esting	\$ 390,109	1-1-11 to 12-31-13
Chicago House and Social Services	1925 N. Clybourn Ave., Suite 401	32	Prevention/Education	\$ 100,000	1-1-11 to 12-31-13
Chicago Recovery Alliance	3110 W. Taylor	42	Needle Exchange/Prevention/E	\$ 347,652	1-1-11 to 12-31-13
Chicago Women's AIDS Project	2317 E. 71st Street	48	ducation	\$ 137,500	1-1-11 to 12-31-13
			esting		

CDPH:

Service Provider	Address	Ward	Type of Service	Amount	Contract term
Children's Memorial Hospital	225 E. Chicago Avenue	44	Prevention/Education/Testing	\$ 237,500	1-1-11 to 12-31-13
Heartland Health Outreach	208 S. LaSalle, Suite 1818	3	Prevention/Education/Testing	\$ 163,319	1-1-11 to 12-31-13
Hektoen Institute, LLC /Cermak	2240 W. Ogden Ave., Floor 2	12	Prevention/Education/Testing	\$ 190,000	1-1-11 to 12-31-13
Hektoen Institute, LLC/CORE	2240 W. Ogden Ave., Floor 2	2	Prevention/Education/Testing	\$ 473,090	1-1-11 to 12-31-13
Hektoen Institute, LLC/Project VIDA	2240 W. Ogden Ave., Floor 2	22	Prevention/Education/Testing	\$ 267,500	1-1-11 to 12-31-13
Hektoen Institute, LLC/ Provident	2240 W. Ogden Ave., Floor 2	4	Prevention/Education/Testing	\$ 100,000	1-1-11 to 12-31-13
Hektoen Institute, LLC/ Stroger	2240 W. Ogden Ave., Floor 2	27	Prevention/Education/Testing	\$ 70,000	1-1-11 to 12-31-13
Howard Brown Health Center	4025 N. Sheridan Rd.	46	Prevention/Education/Testing	\$ 337,500	1-1-11 to 12-31-13
Lester & Rosalie Anixter Center - CALOR	2001 N. Clybourn, 3rd Floor	31	Prevention/Education/Testing	\$ 152,169	1-1-11 to 12-31-13
McDermott Center dba Haymarket Center	932 W. Washington Blvd.	27	Prevention/Education/Testing	\$ 190,000	1-1-11 to 12-31-13
Mount Sinai Hospital	1500 S. California	12	Prevention/Education/Testing	\$ 147,045	1-1-11 to 12-31-13
Public Health Institute/CBGMC	180 N. Michigan Ave., #2110	42	Prevention/Education/Testing	\$ 150,928	1-1-11 to 12-31-13
Puerto Rican Cultural Center/ VIDA SIDA	2739 W. Division	26	Prevention/Education/Testing	\$ 167,500	1-1-11 to 12-31-13
South Side Help Center	10420 S. Halsted Street	34	Prevention/Education/Testing	\$ 81,350	1-1-11 to 12-31-13
Taskforce, Inc.	9 N. Cicero	25	Prevention/Education/Testing	\$ 90,000	1-1-11 to 12-31-13
Test Positive Aware Network	5537 N. Broadway	48	Prevention/Education/Testing	\$ 270,000	1-1-11 to 12-31-13
The Night Ministry	4711 N. Ravenswood	47	Prevention/Education/Testing	\$ 70,000	1-1-11 to 12-31-13
University of Chicago	6030 S. Ellis Ave, RM 114	20	Prevention/Education/Testing	\$ 193,673	1-1-11 to 12-31-13
University of Chicago	6030 S. Ellis Ave, RM 114	20	Expanded HIV Testing	\$ 1,141,946	1-1-11 to 9-29-13
University of Illinois at Chicago/COIP	1603 W. Taylor, Suite 845	2	Needle Exchange/Prevention/Education	\$ 231,768	1-1-11 to 12-31-13
Howard Brown Health Center	4025 North Sheridan Road	46	STI, HIV and Hepatitis Behavior and Clinical Surveillance	\$ 50,832	9-30-11 to 9-29-13
University of Illinois at Chicago	1737 W. Polk Street	2	Behavior Surveillance and HIV/Hepatitis Testing	\$ 200,830	10-1-12 to 9-30-13
Northwestern University	710 North Lake Shore Drive	42	Behavior Surveillance and HIV Testing	\$ 504,834	1-1-13 to 12-31-13
Agape Missions	840 Plainfield Road	N/A	Community Residence	\$ 120,266	1-1-12 to 12-31-12
AIDS Foundation	200 West Jackson Boulevard, Suite 2200	2	Housing Information/Advocacy	\$ 380,000	1-1-12 to 12-31-12
AIDS Foundation	200 West Jackson Boulevard, Suite 2200	2	Rental Assistance	\$ 1,938,974	1-1-12 to 12-31-12
AIDS Foundation - SPINS	200 West Jackson Boulevard, Suite 2200	2	HIV Permanent Housing	\$ 514,620	1-1-10 to 12-31-12
Alexian Brothers - Bonaventure	825 West Wellington Avenue	44	Community Residence	\$ 100,000	1-1-12 to 12-31-12
Asian Human Services	4753 North Broadway, Suite 700	48	Housing Information/Advocacy	\$ 47,000	1-1-12 to 12-31-12
Canticle Ministries	P.O. Box 667	N/A	Community Residence	\$ 230,365	1-1-12 to 12-31-12

CDPH:

Service Provider	Address	Ward	Type of Service	Amount	Contract term
Chicago House and Social Services	1925 North Clybourn, Suite 401	32	Community Residence	\$ 502,739	1-1-12 to 12-31-12
Christian Community Health Center	9718 South Halsted	48	Community Residence	\$ 121,000	1-1-12 to 12-31-12
Community Supportive Living Systems	12231 South Emerald Avenue	34	Community Residence	\$ 80,000	1-1-12 to 12-31-12
Edge Alliance	212 East Ohio Street, 5th Floor	42	Community Residence	\$ 400,000	1-1-12 to 12-31-12
FOLA Community Action	8014-8018 South Ashland Avenue	21	Housing Information/Advocacy	\$ 55,000	1-1-12 to 12-31-12
Heartland Human Care Services - EPOCH	208 South LaSalle, Suite 1818	42	Community Residence	\$ 120,000	1-1-12 to 12-31-12
Heartland Human Care Services - Summit	208 South LaSalle, Suite 1818	42	Community Residence	\$ 303,000	1-1-12 to 12-31-12
Housing Opportunities for Women	1607 West Howard Street, 2nd Floor	49	Community Residence	\$ 82,000	1-1-12 to 12-31-12
Human Resources Development Institute (HRDI)	222 South Jefferson Street	9	Community Residence	\$ 116,000	1-1-12 to 12-31-12
Human Resources Development Institute (HRDI)	222 South Jefferson Street	9	Housing Information/Advocacy	\$ 47,508	1-1-12 to 12-31-12
Interfaith House	3456 West Franklin Boulevard	27	Community Residence	\$ 209,271	1-1-12 to 12-31-12
Legal Assistance Foundation of Metropolitan Chicago	111 West Jackson, Suite 300	2	Housing Information/Advocacy	\$ 106,468	1-1-12 to 12-31-12
Lester & Rosalie Anixter Center - CALOR	6610 North Clark Street	31	Community Residence	\$ 110,000	1-1-12 to 12-31-12
McDermott Center dba Haymarket Center	932 West Washington Boulevard	27	Community Residence	\$ 240,000	1-1-12 to 12-31-12
Pilsen Little Village dba Pilsen Wellness Center	2319 South Damen Avenue	25	Community Residence	\$ 80,000	1-1-12 to 12-31-12
The Children's Place Association	1436 West Randolph, 5th Floor	27	Community Residence	\$ 120,000	1-1-12 to 12-31-12
Unity Parenting and Counseling	600 West Cermak Road, Suite 300	25	Community Residence	\$ 80,000	1-1-12 to 12-31-12
Vital Bridges	5543 North Broadway	48	Community Residence	\$ 248,526	1-1-12 to 12-31-12
Alliance of Chicago Community Health Services	215 W. Ohio St. 4th Fl	42	Adult Immunization	\$ 100,000	7-1-12 to 8-31-12
Beloved Community Family Wellness Center	215 W. Ohio St. 4th Fl	6	Adult Immunization	\$ 85,000	7-1-12 to 8-31-12
Catholic Charities Archdiocese of Chicago	721 North LaSalle	42	Immunization	\$ 257,028	1-1-12 to 12-31-12
Illinois Chapter of American Academy of Pediatrics	1400 West Hubbard Street, Suite 100	27	Immunization	\$ 65,100	1-1-12 to 12-31-12
Illinois Maternal and Child Health Coalition	1256 W. Chicago St.	27	Adult Immunization	\$ 267,106	7-1-12 to 8-31-12
Illinois Maternal and Child Health Coalition	1256 West Chicago Avenue, Suite 100	27	Immunization	\$ 95,000	1-1-12 to 12-31-12
Near North Health Services Corporation	1276 N. Clybourn	27	Adult Immunization	\$ 80,000	7-1-12 to 8-31-12
St. Bernard Hospital	326 West 64th Street	20	Immunization	\$ 55,000	1-1-12 to 12-31-12
Neighborhood Housing Services	1279 North Milwaukee	1	Lead Paint Prevention	\$ 550,000	1-1-12 to 12-31-12
Christian Community Health Center	9718 S. Halsted St.	21	Psychosocial Support Services	\$ 33,057	3-1-11 to 2-28-14
Healthcare Alternative Systems	2755 W. Armitage	1	Substance Abuse- Outpatient	\$ 71,139	3-1-11 to 2-28-14
Healthcare Alternative Systems	2755 W. Armitage	1	Substance Abuse- Residential	\$ 94,408	3-1-11 to 2-28-14
Hektoen Institute, LLC/Project VIDA	2240 W. Ogden Ave., Floor 2	22	Mental Health	\$ 42,613	3-1-11 to 2-28-14
Hektoen Institute, LLC on behalf of South Suburban HIV/AIDS Regional Clinics (SSHARC)	2240 W.Ogden Ave., 2nd Floor	22	Ambulatory Outpatient Care	\$ 651,394	3-1-11 to 2-28-14
Hektoen Institute, LLC on behalf of South Suburban HIV/AIDS Regional Clinics (SSHARC)	2240 W.Ogden Ave., 2nd Floor	22	Early Intervention Services	\$ 71,393	3-1-11 to 2-28-14
Hektoen Institute, LLC on behalf of South Suburban HIV/AIDS Regional Clinics (SSHARC)	2240 W.Ogden Ave., 2nd Floor	22	Outreach	\$ 62,443	3-1-11 to 2-28-14
Hektoen Institute, LLC on behalf of the Austin Health Center of Cook County/CBC HIV Program	2240 W.Ogden Ave., 2nd Floor	22	Ambulatory Outpatient Care	\$ 545,656	3-1-11 to 2-28-14

CDPH:

Service Provider	Address	Ward	Type of Service	Amount	Contract term
Hektoen Institute, LLC on behalf of the Austin Health Center of Cook County/CBC HIV Program	2240 W.Ogden Ave., 2nd Floor	22	Mental Health	\$ 169,115	3-1-11 to 2-28-14
Hektoen Institute, LLC on behalf of the Austin Health Center of Cook County/CBC HIV Program	2240 W.Ogden Ave., 2nd Floor	22	Psychosocial Support Services	\$ 76,393	3-1-11 to 2-28-14
The Foundation of Jackson Park Hospital on behalf of Jackson Park Hospital	7531 S. Stony Island, Suite 264	8	Ambulatory Outpatient Care	\$ 120,847	3-1-11 to 2-28-14
Community Counseling Centers of Chicago	4740 North Clark St	47	Adult Psychiatric Services for Insured and Undersinsured	\$ 70,000	7-1-12 to 12-31-12
Human Resources Development Institute (HRDI)	222 S. Jefferson St	2	Adult Psychiatric Services for Insured and Undersinsured	\$ 100,000	7-1-12 to 12-31-12
Lutheran Social Services of Illinois	1001 E. Touhy Ave Suite 50	N/A	Adult Psychiatric Services for Insured and Undersinsured	\$ 70,000	7-1-12 to 12-31-12
Mercy Hospital and Medical Center	2525 S. Michigan Ave	2	Adult Psychiatric Services for Insured and Undersinsured	\$ 50,000	7-1-12 to 12-31-12
Metropolitan Family Services	1 N Dearborn Suite 1000	10	Adult Psychiatric Services for Insured and Undersinsured	\$ 20,800	7-1-12 to 12-31-12
Mount Sinai Hospital	1500 S. California	28	Adult Psychiatric Services for Insured and Undersinsured	\$ 40,000	7-1-12 to 12-31-12
Pilsen Little Village Mental Health Center	2319 S. Damen St	25	Adult Psychiatric Services for Insured and Undersinsured	\$ 50,000	7-1-12 to 12-31-12
Thresholds	4101 N Ravenswood St	48	Adult Psychiatric Services for Insured and Undersinsured	\$ 99,200	7-1-12 to 12-31-12
Access Community Health Network	222 N. Canal Street	42	Ambulatory Outpatient Care	\$ 216,828	3-1-11 to 2-28-14
Access Community Health Network	222 N. Canal Street	42	Psychosocial Support Services	\$ 80,075	3-1-11 to 2-28-14
AIDS Foundation	200 W. Jackson Blvd. Suite 2200	2	Early Intervention Services	\$ 113,232	3-1-11 to 2-28-14
AIDS Foundation	200 W. Jackson Blvd. Suite 2200	2	Emergency Financial Assistance	\$ 79,310	3-1-11 to 2-28-14
AIDS Foundation	200 W. Jackson Blvd. Suite 2200	2	Housing	\$ 195,810	3-1-11 to 2-28-14
AIDS Foundation	200 W. Jackson Blvd. Suite 2200	2	Medical Case Management Services	\$ 3,051,329	3-1-11 to 2-28-14
AIDS Foundation	200 W. Jackson Blvd. Suite 2200	2	Medical Transportation	\$ 418,075	3-1-11 to 2-28-14
AIDS Foundation	200 W. Jackson Blvd. Suite 2200	2	Non-Medical Case Management	\$ 471,907	3-1-11 to 2-28-14
AIDS Legal Council of Chicago	180 N. Michigan Ave., #2110	42	Legal	\$ 323,603	3-1-11 to 2-28-14
Alexian Brothers - Bonaventure	825 W. Wellington Ave.	44	Psychosocial Support Services	\$ 36,234	3-1-11 to 2-28-14
Alexian Brothers The Harbor	826 North Ave.	N/A	Psychosocial Support Services	\$ 13,416	3-1-11 to 2-28-14
Asian Human Services	4753 N. Broadway, Suite 700	48	Mental Health	\$ 36,234	3-1-11 to 2-28-14
Asian Human Services	4753 N. Broadway, Suite 700	48	Psychosocial Support Services	\$ 36,234	3-1-11 to 2-28-14
Catholic Charities Archdiocese of Chicago Lake County Services	721 North LaSalle	42	Food Bank/Home Delivered Meals	\$ 113,232	3-1-11 to 2-28-14
Catholic Charities Archdiocese of Chicago Lake County Services	721 North LaSalle	42	Psychosocial Support Services	\$ 38,084	3-1-11 to 2-28-14
Catholic Charities Archdiocese of Chicago Lake County Services	721 North LaSalle	42	Substance Abuse-Outpatient	\$ 49,100	3-1-11 to 2-28-14
Center on Halsted	3656 N. Halsted	44	Psychosocial Support Services	\$ 30,855	3-1-11 to 2-28-14

CDPH:

Service Provider	Address	Ward	Type of Service	Amount	Contract term
Chicago House and Social Services	1925 N. Clybourn Ave., Suite 401	32	Psychosocial Support Services	\$ 59,241	3-1-11 to 2-28-14
Chicago Women's AIDS Project	6363 N. Broadway Ave.	49	Mental Health	\$ 36,234	3-1-11 to 2-28-14
Chicago Women's AIDS Project	6363 N. Broadway Ave.	49	Psychosocial Support Services	\$ 84,631	3-1-11 to 2-28-14
Children's Memorial Hospital	225 E. Chicago Avenue	43	Ambulatory Outpatient Care	\$ 264,394	3-1-11 to 2-28-14
Children's Memorial Hospital	225 E. Chicago Avenue	43	Mental Health	\$ 45,155	3-1-11 to 2-28-14
Christian Community Health Center	9718 S. Halsted St.	21	Ambulatory Outpatient Care	\$ 386,840	3-1-11 to 2-28-14
Christian Community Health Center	9718 S. Halsted St.	21	Mental Health	\$ 97,962	3-1-11 to 2-28-14
Christian Community Health Center	9718 S. Halsted St.	21	Oral Health	\$ 97,239	3-1-11 to 2-28-14
Christian Community Health Center	9718 S. Halsted St.	21	Substance Abuse-Outpatient	\$ 74,086	3-1-11 to 2-28-14
Erie Family Health Center	1701 W. Superior, 3rd Flr.	1	Ambulatory Outpatient Care	\$ 132,587	3-1-11 to 2-28-14
FCAN	203 North Wabash Ave., Suite 918	42	Psychosocial Support Services	\$ 36,234	3-1-11 to 2-28-14
Garfield Counseling Center	4132 W. Madison Street	28	Substance Abuse-Outpatient	\$ 40,311	3-1-11 to 2-28-14
Heartland Health Outreach	1015 W. Lawrence Ave.	46	Ambulatory Outpatient Care	\$ 161,654	3-1-11 to 2-28-14
Heartland Health Outreach	1015 W. Lawrence Ave.	46	Oral Health	\$ 382,721	3-1-11 to 2-28-14
Hektoen Institute, LLC/Project VIDA	2240 W. Ogden Ave., Floor 2	22	Psychosocial Support Services	\$ 59,241	3-1-11 to 2-28-14
Hektoen Institute, LLC on behalf of Provident Hospital HIV Program	2240 W.Ogden Ave., 2nd Floor	3	Ambulatory Outpatient Care	\$ 808,269	3-1-11 to 2-28-14
Hektoen Institute, LLC on behalf of Provident Hospital HIV Program	2240 W.Ogden Ave., 2nd Floor	3	Mental Health	\$ 93,995	3-1-11 to 2-28-14
Hektoen Institute, LLC on behalf of Provident Hospital HIV Program	2240 W.Ogden Ave., 2nd Floor	3	Oral Health	\$ 189,847	3-1-11 to 2-28-14
Hektoen Institute, LLC on behalf of Provident Hospital HIV Program	2240 W. Ogden Ave., Floor 2	3	Substance Abuse-Outpatient	\$ 162,064	3-1-11 to 2-28-14
Hektoen Institute, LLC on behalf of South Suburban HIV/AIDS Regional Clinics (SSHARC)	2240 W.Ogden Ave., 2nd Floor	22	Mental Health	\$ 67,140	3-1-11 to 2-28-14
Hektoen Institute, LLC on behalf of South Suburban HIV/AIDS Regional Clinics (SSHARC)	2240 W.Ogden Ave., 2nd Floor	22	Oral Health	\$ 46,572	3-1-11 to 2-28-14
Hektoen Institute, LLC on behalf of South Suburban HIV/AIDS Regional Clinics (SSHARC)	2240 W.Ogden Ave., 2nd Floor	22	Psychosocial Support Services	\$ 38,084	3-1-11 to 2-28-14
Hektoen Institute, LLC on behalf of South Suburban HIV/AIDS Regional Clinics (SSHARC)	2240 W.Ogden Ave., 2nd Floor	22	Substance Abuse-Outpatient	\$ 40,311	3-1-11 to 2-28-14
Hektoen Institute, LLC/CORE	2240 W. Ogden Ave., Floor 2	22	Ambulatory Outpatient Care	\$ 1,431,524	3-1-11 to 2-28-14
Hektoen Institute, LLC/CORE	2240 W. Ogden Ave., Floor 2	22	Early Intervention Services	\$ 135,878	3-1-11 to 2-28-14
Hektoen Institute, LLC/CORE	2240 W. Ogden Ave., Floor 2	22	Mental Health	\$ 313,318	3-1-11 to 2-28-14
Hektoen Institute, LLC/CORE	2240 W. Ogden Ave., Floor 2	22	Outreach Services	\$ 67,939	3-1-11 to 2-28-14
Hektoen Institute, LLC/CORE	2240 W. Ogden Ave., Floor 2	22	Psychosocial Support Services	\$ 100,545	3-1-11 to 2-28-14
Hektoen Institute, LLC/CORE	2240 W. Ogden Ave., Floor 2	22	Substance Abuse-Outpatient	\$ 350,892	3-1-11 to 2-28-14
Hektoen Institute, LLC/CORE	2240 W. Ogden Ave., Floor 2	22	Oral Health	\$ 249,755	3-1-11 to 2-28-14
Howard Area Community Center	7648 N. Paulina	49	Oral Health	\$ 45,378	3-1-11 to 2-28-14
Howard Brown Health Center	4025 N. Sheridan Rd.	46	Ambulatory Outpatient Care	\$ 252,584	3-1-11 to 2-28-14
Howard Brown Health Center	4025 N. Sheridan Rd.	46	Early Intervention Services	\$ 67,939	3-1-11 to 2-28-14
Howard Brown Health Center	4025 N. Sheridan Rd.	46	Mental Health	\$ 71,616	3-1-11 to 2-28-14
Howard Brown Health Center	4025 N. Sheridan Rd.	46	Psychosocial Support Services	\$ 36,234	3-1-11 to 2-28-14
Howard Brown Health Center	4025 N. Sheridan Rd.	46	Substance Abuse-Outpatient	\$ 75,939	3-1-11 to 2-28-14

CDPH:

Service Provider	Address	Ward	Type of Service	Amount	Contract term
Human Resources Development Institute (HRDI)	222 S. Jefferson St.	3	Substance Abuse- Outpatient	\$ 166,695	3-1-11 to 2-28-14
Lake County Health Dept. and Community Health Center	3010 Grand Ave.	N/A	Ambulatory Outpatient Care	\$ 303,100	3-1-11 to 2-28-14
Lake County Health Dept. and Community Health Center	3010 Grand Ave.	N/A	Early Intervention Services	\$ 45,293	3-1-11 to 2-28-14
Lake County Health Dept. and Community Health Center	3010 Grand Ave.	N/A	Mental Health	\$ 60,494	3-1-11 to 2-28-14
Lake County Health Dept. and Community Health Center	3010 Grand Ave.	N/A	Oral Health	\$ 35,775	3-1-11 to 2-28-14
Lawndale Christian Health Center	3860 W. Ogden Ave.	24	Ambulatory Outpatient Care	\$ 190,592	3-1-11 to 2-28-14
Legal Assistance Foundation of Metropolitan Chicago	111 W. Jackson, Suite 300	2	Legal Services	\$ 247,741	3-1-11 to 2-28-14
Lorretto Hospital	645 S. Central Avenue	15	Substance Abuse- Residential	\$ 138,476	3-1-11 to 2-28-14
Loyola University Medical	2160 S. 1st Ave, Bldg 54, RM 149	N/A	Ambulatory Outpatient Care	\$ 353,618	3-1-11 to 2-28-14
McDermott Center dba Haymarket Center	120 North Sangamon Street	27	Psychosocial Support Services	\$ 59,241	3-1-11 to 2-28-14
McDermott Center dba Haymarket Center	120 North Sangamon Street	27	Substance Abuse- Outpatient	\$ 128,019	3-1-11 to 2-28-14
McDermott Center dba Haymarket Center	120 North Sangamon Street	27	Substance Abuse- Residential	\$ 566,160	3-1-11 to 2-28-14
Michael Reese Research & Education Foundation-HIV Care Program	2240 W.Ogden Ave., 2nd Floor	2	Ambulatory Outpatient Care	\$ 121,240	3-1-11 to 2-28-14
Michael Reese Research & Education Foundation-HIV Care Program	2240 W.Ogden Ave., 2nd Floor	2	Mental Health	\$ 62,663	3-1-11 to 2-28-14
Michael Reese Research & Education Foundation-HIV Care Program	2240 W.Ogden Ave., 2nd Floor	2	Substance Abuse- Outpatient	\$ 74,086	3-1-11 to 2-28-14
Mount Sinai Hospital and Medical Center	1501 S. California Blvd.	28	Mental Health	\$ 195,455	3-1-11 to 2-28-14
New Age Services	1330 S. Kostner	24	Substance Abuse- Outpatient	\$ 40,311	3-1-11 to 2-28-14
Open Door Clinic	164 Division St., Suite 607	N/A	Ambulatory Outpatient Care	\$ 82,847	3-1-11 to 2-28-14
Open Door Clinic	164 Division St., Suite 607	N/A	Mental Health	\$ 75,657	3-1-11 to 2-28-14
Open Door Clinic	164 Division St., Suite 607	N/A	Oral Health	\$ 50,934	3-1-11 to 2-28-14
Open Door Clinic	164 Division St., Suite 607	N/A	Psychosocial Support Services	\$ 42,316	3-1-11 to 2-28-14
Open Door Clinic	164 Division St., Suite 607	N/A	Substance Abuse- Outpatient	\$ 40,311	3-1-11 to 2-28-14
Prairie State Legal Services, Inc.	303 North Main Street, Suite 600	N/A	Legal Services	\$ 121,599	3-1-11 to 2-28-14
Regional Care	72 North Chicago Street	N/A	Ambulatory Outpatient Care	\$ 282,892	3-1-11 to 2-28-14
Sinai Health System/Mount Sinai Hospital	1501 S. California Blvd.	28	Ambulatory Outpatient Care	\$ 101,033	3-1-11 to 2-28-14
Sinai Health System/Mount Sinai Hospital	1501 S. California Blvd.	28	Mental Health	\$ 58,188	3-1-11 to 2-28-14
Sinai Health System/Mount Sinai Hospital	1501 S. California Blvd.	28	Psychosocial Support Services	\$ 36,234	3-1-11 to 2-28-14
South Shore Hospital	8012 S. Crandon Ave.	8	Ambulatory Outpatient Care	\$ 101,033	3-1-11 to 2-28-14
South Side Help Center	10420 S. Halsted Street	34	Psychosocial Support Services	\$ 43,267	3-1-11 to 2-28-14
TBD	TBD	TBD	Substance Abuse Residential	\$ 84,258	thru 2-28-14
The Children's Place Association	1436 W. Randolph 5th Flr.	26	Mental Health	\$ 36,630	3-1-11 to 2-28-14
The Children's Place Association	1436 W. Randolph 5th Flr.	26	Psychosocial Support Services	\$ 32,392	3-1-11 to 2-28-14
University of Chicago	6030 S. Ellis Ave, RM 114	5	Ambulatory Outpatient Care	\$ 281,884	3-1-11 to 2-28-14
University of Chicago	6030 S. Ellis Ave, RM 114	5	Outreach Services	\$ 67,124	3-1-11 to 2-28-14
University of Chicago	6030 S. Ellis Ave, RM 114	5	Psychosocial Support Services	\$ 36,234	3-1-11 to 2-28-14

CDPH:

Service Provider	Address	Ward	Type of Service	Amount	Contract term
Universal Family Connection	1350 W. 103rd St.	21	Psychosocial Support Services	\$ 43,559	3-1-11 to 2-28-14
University of Illinois at Chicago	808 S. Wood Street, RM 888	2	Ambulatory Outpatient Care	\$ 1,281,142	3-1-11 to 2-28-14
University of Illinois at Chicago	808 S. Wood Street, RM 888	2	Mental Health	\$ 116,375	3-1-11 to 2-28-14
University of Illinois at Chicago/MATEC	1640 W. Roosevelt Rd., M/C 779	2	QM Professional & Technical Services	\$ 452,928	3-1-11 to 2-28-14
Vital Bridges	4121 W. Lake Street	28	Food Bank/Home Delivered Meals	\$ 913,048	3-1-11 to 2-28-14
Active Transportation Alliance	9 W. Hubbard St # 402	1	PlayStreets Pilot Program for Obesity Prevention	\$ 75,000	7-1-12 to 12-31-12
Gads Hill Center	1919 W. Cullerton Ave	25	PlayStreets Pilot Program for Obesity Prevention	\$ 75,000	7-1-12 to 12-31-12
Metropolitan Chicago Healthcare Council (MCHC) dba Illinois Poison Center	222 South Riverside Plaza	2	Poison Control Hotline	\$ 35,000	1-1-10 to 12-31-12
Hektoen Institute - Jorge Prieto Family Health Center	2240 West Ogden Avenue, 2nd Floor	22	Community Outreach for diabetes and heart disease	\$ 36,540	9-29-11 to 9-30-12
Lawndale Christian Health Center	3860 West Ogden Avenue	24	Community Outreach for diabetes and heart disease	\$ 42,732	9-29-11 to 9-30-12
Sinai Community Institute	2653 West Ogden	28	Community Outreach for diabetes and heart disease	\$ 66,994	09-30-10 to 09-30-12
TBD	TBD	TBD	Syphilis Elimination	\$ 103,060	thru 12-31-13
Howard Brown Health Center	4025 North Sheridan Road	46	Syphilis Elimination	\$ 55,477	1-1-12 to 12-31-13
A Safe Heaven	2750 West Roosevelt Road	28	Substance Abuse	\$ 197,478	1-1-12 to 12-31-12
Ada S. McKinley Community Services	725 South Wells Street, Suite 1-A	2	Substance Abuse	\$ 48,300	1-1-12 to 12-31-12
Alexian Brothers - Bonaventure	825 West Wellington Avenue	44	Substance Abuse	\$ 64,873	1-1-12 to 12-31-12
Association House of Chicago - MAI TEC	1116 North Kedzie Avenue	26	Substance Abuse Treatment	\$ 85,174	1-1-12 to 12-31-12
Caritas	1301 West 22nd Street	N/A	Substance Abuse	\$ 18,234	1-1-12 to 12-31-12
Cathedral Shelter	1668 West Ogden Avenue	2	Substance Abuse	\$ 49,694	1-1-12 to 12-31-12
Catholic Charities	721 North LaSalle	42	Substance Abuse	\$ 44,972	1-1-12 to 12-31-12
Chicago Women's AIDS Project - MAI TEC	6363 North Broadway Avenue	49	Substance Abuse Prevention	\$ 86,656	1-1-12 to 12-31-12
Christian Community Health Center - MAI TEC	9718 South Halsted	21	Mental Health Treatment	\$ 115,195	1-1-12 to 12-31-12
Cornell Intervention	2227 West 64th Street	N/A	Substance Abuse	\$ 250,722	1-1-12 to 12-31-12
El Rincon Community Clinic	3809 West Grand Avenue	27	Substance Abuse	\$ 96,700	1-1-12 to 12-31-12
Family Guidance Center	310 West Chicago Avenue	27	Substance Abuse	\$ 124,013	1-1-12 to 12-31-12
FOLA Community Action	8016 South Ashland	21	Substance Abuse	\$ 132,870	1-1-12 to 12-31-12
Garfield Counseling Center	4132 West Madison Street	28	Substance Abuse	\$ 96,700	1-1-12 to 12-31-12
Gateway Foundation	55 East Jackson Boulevard, Suite 1500	2	Substance Abuse	\$ 67,127	1-1-12 to 12-31-12
Healthcare Alternative Systems	2755 West Armitage	1	Substance Abuse	\$ 301,201	1-1-12 to 12-31-12
Healthcare Alternative Systems - MAI TEC	2755 West Armitage	1	Substance Abuse Prevention	\$ 44,814	1-1-12 to 12-31-12
Heartland Health Outreach - MAI TEC	4750 North Sheridan Road	46	Infrastructure Development (DDCAT)	\$ 50,282	1-1-12 to 12-31-12
Henry Sober Living	6634 South Drexel Boulevard	5	Substance Abuse	\$ 44,611	1-1-12 to 12-31-12
Howard Brown Health Center	4025 North Sheridan Road	46	Substance Abuse	\$ 70,020	1-1-12 to 12-31-12
Human Resources Development Institute (HRDI)	222 South Jefferson Street	2	Substance Abuse	\$ 200,000	1-1-12 to 12-31-12
Lester & Rosalie Anixter Center - CALOR	2001 North Clybourn, 3rd Floor	43	Substance Abuse	\$ 49,794	1-1-12 to 12-31-12
McDermott Center dba Haymarket Center	932 West Washington Boulevard	27	Substance Abuse	\$ 285,620	1-1-12 to 12-31-12
New Age Services	1330 South Kostner	24	Substance Abuse	\$ 59,655	1-1-12 to 12-31-12
New Age Services	1330 South Kostner	24	Substance Abuse	\$ 141,728	1-1-12 to 12-31-12
New Age Services - MAI TEC	1330 South Kostner	24	Substance Abuse Treatment	\$ 133,679	1-1-12 to 12-31-12
N-the-Spirit Transformational Living	7225 South Yale	17	Substance Abuse	\$ 36,896	1-1-12 to 12-31-12
Polish American Association	3834 North Cicero Avenue	45	Substance Abuse	\$ 42,717	1-1-12 to 12-31-12

CDPH:

Service Provider	Address	Ward	Type of Service	Amount	Contract term
Public Health Institute of Metropolitan Chicago - MAI TEC	180 North Michigan Avenue, Suite 1200	42	Infrastructure - HIV Counseling and Testing	\$ 175,791	1-1-12 to 12-31-12
Sherman Consulting Group, LLC - MAI TEC	3624 North Bernard Street	35	Data Collection/Evaluation	\$ 50,000	1-1-12 to 12-31-12
Southeast Alcohol and Drug Abuse Center	8640 South South Chicago Avenue	8	Substance Abuse	\$ 88,211	1-1-12 to 12-31-12
St. Leonards Ministries	2100 West Warren Boulevard	2	Substance Abuse	\$ 81,828	1-1-12 to 12-31-12
Thresholds - MAI TEC	4101 North Ravenswood Avenue	47	Mental Health Treatment	\$ 133,140	1-1-12 to 12-31-12
Trilogy, Inc. - MAI TEC	1400 West Greenleaf Avenue	49	Mental Health Treatment	\$ 58,490	1-1-12 to 12-31-12
Women's Treatment Center	37 South River	N/A	Substance Abuse	\$ 77,340	1-1-12 to 12-31-12
Cook County/Hektoen - TB	1900 West Polk Street	2	Tuberculosis Prevention	\$ 945,700	1-1-12 to 12-31-12
Heartland Health Outreach	4750 North Sheridan Road	46	Tuberculosis Prevention	\$ 139,572	1-1-12 to 12-31-12
Between Friends	2301 West Howard	49	Recruitment, Education & Communications Support	\$ 115,000	1-1-12 to 12-31-12
UIC - Ceasefire	1603 W. Taylor, M/C 923	2	Crisis Intervention & Community Counseling	\$ 750,000	8-10-12 to 8-9-15
Alivio Medical Center	966 West 21st Street	25	Women, Children & Infants	\$ 68,250	1-1-12 to 12-31-12
Asian Human Services	4753 North Broadway, Suite 700	48	Women, Children & Infants	\$ 163,800	1-1-12 to 12-31-12
Erie Family Health Center	1701 West Superior Street	1	Women, Children & Infants	\$ 231,050	1-1-12 to 12-31-12
Henry Booth House	2929 South Wabash	2	Women, Children & Infants	\$ 220,000	1-1-12 to 12-31-12
Metropolitan Family Services	One North Dearborn, Suite 1000	42	First Time Mothers - Ages 20-24	\$ 187,000	1-1-12 to 12-31-12

MEMORANDUM

To: The Honorable Carrie M. Austin
Chairman, Committee on the Budget and Government Operations

From: Dr. Bechara Choucair
Commissioner
Chicago Department of Public Health

CC: Maria Guerra
Mayor's Office of Legislative Counsel and Government Affairs

Date: October 30, 2012

Re: Request for Information from Annual Appropriation Committee Hearing

ID: 94

The attached information is in response to questions posed at our department's hearing on October 23, 2012 to discuss the 2013 budget.

Alderman Cappleman asked: What was 2011 payer mix for mental health? Were we billing for Medicaid services? In 2012, what is the payer mix?

For 2011, 61% of the clients in the CDPH mental health centers were covered under Medicaid and 39% were uninsured. Clients with Medicaid began to shift to community partners when the State removed the maximum amount that each mental health agency could bill for Medicaid. From January to June 2012 (two full months after the transition), 47% of clients in the CDPH mental health centers were covered under Medicaid and 53% were uninsured. The State has not released billing since July 2012 when the new budget year started.

As always, please let me know if you have any further questions.

MEMORANDUM

To: The Honorable Carrie M. Austin
Chairman, Committee on the Budget and Government Operations

From: Dr. Bechara Choucair
Commissioner
Chicago Department of Public Health

CC: Maria Guerra
Mayor's Office of Legislative Counsel and Government Affairs

Date: October 30, 2012

Re: Request for Information from Annual Appropriation Committee Hearing

ID: 95

The attached information is in response to questions posed at our department's hearing on October 23, 2012 to discuss the 2013 budget.

Alderman Cochran asked: What are the staffing numbers for 2013 in the Englewood Health Clinic?

Please see the attachment which shows the staffing numbers for 2013 in the Englewood Health Clinic.

As always, please let me know if you have any further questions.

Englewood Staffing

FUND	Filled/Vacant	TITLES	PROGRAM
100	Filled	Public Health Nurse III	STI
0H05	Filled	Nurse Practitioner	STI
260	Filled	Clerk III	STI
0H05	Filled	Laboratory Tech III	STI
0H05	Vacant	Physician	STI
260	Vacant	Certified Medical Assistant	STI
100	Filled	Certified Medical Assistant	STI
100	Filled	Nurse Practitioner	STI
50	Filled	Clerk III	STI
100	Filled	Laboratory Tech III	STI
100	Filled	Physician	STI
260	Filled	Laboratory Tech III	STI
50	Filled	Communicable Disease Control Investigator II	STI
260	Filled	Supv. DCI II	STI
50	Filled	Communicable Disease Control Investigator II	STI
260	Filled	Communicable Disease Control Investigator II	STI
260	Filled	Communicable Disease Control Investigator	STI
352	Filled	Communicable Disease Control Investigator II	STI
260	Filled	Communicable Disease Control Investigator II	STI
50	Filled	Regional DCI Coordinator	STI
562	Filled	Physician	HIV Primary Care
562	Vacant	Certified Medical Assistant	HIV Primary Care
562	Filled	Public Health Nutritionist II	HIV Primary Care
562	Filled	Public Health Nurse II	HIV Primary Care
OK38	Filled	Administrative Assistant III	Mental Health
OK38	Filled	Behavioral Health Assistant	Mental Health
100	Filled	Clinical Therapist III	Mental Health
OK38	Filled	Clinical Therapist III	Mental Health
OK38	Filled	Clinical Therapist III	Mental Health
OK38	Filled	Clinical Therapist III	Mental Health
OK38	Filled	Psychologist	Mental Health
100	Vacant	Administrative Assistant III	Mental Health
OK38	Filled	Sr. Data Entry Operator / Part Time works at 2 sites	Mental Health

226	Filled	Public Health Aide	Primary Health/ Breast Health Mammography
OH05	Filled	Med.X-Ray Tech	Primary Health/ Breast Health Mammography
567	Filled	Public Health Nurse I	Primary Health/ Breast Health Mammography
261	Filled	Clerk III	Immunization
261	Filled	Public Health Nurse I	Immunization
566	Filled	Public Health Nutritionist III	WIC
566	Filled	Public Health Nutritionist II	WIC
566	Filled	Clerk III	WIC
567	Filled	Public Health Nurse II	Family Case Management
OH90	Vacant	Case Manager Assistant	Family Case Management
567	Filled	Public Health Nurse II	Family Case Management
OH90	Filled	Public Health Nurse III	Family Case Management
567	Filled	Public Health Nurse III	High Risk Infant Follow-Up
567	Filled	Public Health Nurse II	High Risk Infant Follow-Up
OH05	Filled	Public Health Nurse II	High Risk Infant Follow-Up
OH05	Filled	Public Health Aide	High Risk Infant Follow-Up
567	Filled	Public Health Aide	High Risk Infant Follow-Up
567	Filled	Public Health Aide	High Risk Infant Follow-Up
260	Filled	Public Health Administrator III	Healthy Start
260	Filled	Social Worker III	Healthy Start
260	Filled	Health Educator	Healthy Start
260	Filled	Public Health Aide	Healthy Start
260	Filled	Public Health Aide	Healthy Start
260	Filled	Case Manager Assistant	Healthy Start
260	Filled	Case Manager Assistant	Healthy Start
260	Filled	Staff Assistant	Healthy Start
260	Vacant	Public Health Nurse II	Healthy Start
260	Vacant	Public Health Nurse II	Healthy Start

MEMORANDUM

To: The Honorable Carrie M. Austin
Chairman, Committee on the Budget and Government Operations

From: Dr. Bechara Choucair
Commissioner
Chicago Department of Public Health

CC: Maria Guerra
Mayor's Office of Legislative Counsel and Government Affairs

Date: **October 30, 2012**

Re: Request for Information from Annual Appropriation Committee Hearing

Ref ID: 96

The attached information is in response to questions posed at our department's hearing on October 23, 2012 to discuss the 2013 budget.

Alderman Dowell asked for information and a list of schools providing oral health and vision programs.

Please see the attachment which provides information about the oral health and vision programs and a list of the schools which provide oral health services.

As always, please let me know if you have any further questions.

FY13 CDPH services located within Chicago Public Schools

School Based Oral Health Program: CDPH has 17 private providers that will provide dental exams, cleaning, fluoride treatment and dental sealants to students in grades PreK-HS. This school year, CDPH will be serving all schools for the first time in the program's history by expanding to High Schools.

Year	Number of Schools	Number of students provided services	
2009-2010	491	93,645	
2010-2011	473	95,777	
2011-2012	504	113,126	
2012-2013	653	~147,000	based on 30% increase in schools

Vision Service Expansion in CPS:

CDPH will partner with Vision Service Providers (through an RFP) to initiate a school based mobile vision program in Chicago Public Schools and **provide approximately 23,000 comprehensive eye exams and glasses as needed to CPS students**. CDPH will pilot an expedited system to obtain eye glasses for both Medicaid and the uninsured students so they can receive high quality glasses in a timely fashion. Additionally, CDPH will establish a quality assurance process to ensure all contracted optometrists are providing the highest quality care to the CPS students that require an eye exam or have failed their vision screening. Schools to be served by this initiative will be determined through a collaborative process with CPS by targeting those schools that have the largest number of students that have failed their vision screening as well as those schools that have the greatest number of Kindergarten students without the State mandated vision exam.

CDPH ORAL HEALTH SERVICES BY SCHOOL AND WARD

(Shaded rows indicate new school added)

School Ward	School Name	Number of Exam 2010 - 2011	Number of Exam 2011 - 2012
1	Andersen	77	Not Seen
1	Burr	138	108
1	Chase	168	171
1	Chopin	14	71
1	De Diego	102	445
1	Goethe	283	209
1	Lozano	209	184
1	Moos	201	269
1	Pritzker	260	302
1	Sabin	186	256
1	Schneider	35	Not Seen
1	Talcott	226	247
1	Erie Charter		158
1	LASALLE II		264
2	Calhoun North	149	217
2	LEARN CHTR NTH LAWNDAL	176	125
2	Cather	7	22
2	DODGE	125	138
2	Dett	99	70
2	Gladstone	135	Not Seen
2	Herbert	139	87
2	Jackson, A.	179	204
2	King	110	72
2	Montefiore	16	Not Seen
2	Marconi	Not Seen	52
2	Pershing West	145	109
2	SKINNER WEST	81	123
2	Smyth	130	257
2	South Loop	209	Not Seen
2	Suder Montessori	211	158
2	Whitney M Young Magnet High	21	Not Seen
2	Kellman		87
3	Attucks	148	176
3	Beasley	626	533

CDPH ORAL HEALTH SERVICES BY SCHOOL AND WARD

(Shaded rows indicate new school added)

School Ward	School Name	Number of Exam 2010 - 2011	Number of Exam 2011 - 2012
3	Beethoven	131	156
3	Bronzeville Lighthouse Charter	237	238
3	Burke	83	92
3	Dewey	143	167
3	Hendricks	232	165
3	Holmes	206	266
3	Lara	216	185
3	Mayo	235	124
3	Mollison	126	Not Seen
3	National Teachers	284	189
3	Overton	258	323
3	Parkman	70	79
3	Prescott	60	81
3	Webster	193	91
3	Wells Prep	95	102
3	Woods	237	202
3	Young	471	478
3	Williams Elem		87
3	Williams Middle		77
4	Ariel	205	241
4	Canter	36	39
4	Doolittle East	96	102
4	Drake	67	96
4	Murray	178	261
4	Pershing East	104	109
4	Price	62	50
4	Reavis	146	101
4	Robinson	207	99
4	Univerity of Chicago - DONOGHUE	75	201
4	Yates	207	110
4	Fuller		120
4	North Kenwood Charter		148
4	Shoemith		110
5	Bouchet	228	399
5	Dumas	154	187

CDPH ORAL HEALTH SERVICES BY SCHOOL AND WARD

(Shaded rows indicate new school added)

School Ward	School Name	Number of Exam 2010 - 2011	Number of Exam 2011 - 2012
5	Fermi	76	135
5	Harte	206	147
5	Madison	108	147
5	Parkside	121	142
5	Ray	178	206
5	Revere	113	148
5	SOUTH SHORE FINE ARTS	41	102
5	Woodlawn	138	101
5	O'Keefe		216
6	Banneker	133	87
6	Deneen	280	253
6	Gillespie	159	342
6	Hinton	124	163
6	McDade	72	101
6	Neil	121	141
6	Park Manor	126	45
6	Parker	307	460
6	Pirie	315	298
6	Reinberg	311	335
6	Ruggles	156	97
6	Tanner	201	373
6	Yale	63	77
6	Burnside		248
6	Dixon		278
7	Bradwell	289	399
7	Burnham	192	140
7	Coles	154	178
7	Kozminski	164	108
7	Lawrence	199	234
7	Powell	429	414
7	Buckingham		10
8	Black	369	329
8	CICS - Avalon South Shore	40	194
8	Caldwell	202	227

CDPH ORAL HEALTH SERVICES BY SCHOOL AND WARD

(Shaded rows indicate new school added)

School Ward	School Name	Number of Exam 2010 - 2011	Number of Exam 2011 - 2012
8	Earhart	66	110
8	Kwame Nkrumah Academy	70	106
8	Mann	133	257
8	McDowell	81	120
8	SHABAZZ CHARTER	37	37
8	Schmid	97	73
8	Smith	113	149
8	Washington, H.	350	303
8	Ashe		216
8	Warren		201
9	CICS - LLOYD BOND		256
9	Aldridge	156	126
9	Bennett	192	176
9	Carver Primary	134	56
9	Cullen	142	139
9	Curtis	279	207
9	Dubois	58	53
9	Gompers	98	112
9	Owens	192	185
9	Poe	101	88
9	Pullman	115	128
9	Brown, R.		96
10	Addams	525	221
10	Bright	260	145
10	Clay	301	262
10	Gallistel	1,075	864
10	Grissom	74	84
10	Mireles	242	275
10	New Sullivan	193	183
10	Ninos Heroes	233	281
10	Taylor	175	112
10	Thorp, J.	189	190
10	Washington, G.	71	345
10	LEARN CHRT - SO CHICAGO		56
11	Armour	167	127

CDPH ORAL HEALTH SERVICES BY SCHOOL AND WARD

(Shaded rows indicate new school added)

School Ward	School Name	Number of Exam 2010 - 2011	Number of Exam 2011 - 2012
11	Everett	122	183
11	Evergreen	137	186
11	Graham	276	284
11	Greene, N.	216	215
11	Healy	696	766
11	Holden	135	199
11	McClellan	158	134
11	Namaste Charter	91	Not seen
11	Thomas, Velma EC CT	20	48
11	Ward, J.	231	315
12	Brighton Park	160	253
12	Burroughs	538	199
12	Hammond	272	215
12	McKinley Park	427	584
12	Saucedo	467	512
12	Shields	765	867
12	Spry	278	215
12	Telpochcalli	82	106
12	UNO CHTR-GAGE PARK		167
13	Grimes	268	77
13	Hoyne	222	123
13	Lee	394	407
13	Peck	436	197
13	Stevenson	426	570
14	UNO CHTR - PFC OMAR E.TORRRE		480
14	UNO CHTR - SPC DANIEL ZIZUMB		169
14	Christopher	121	101
14	Columbia Explorers	556	576
14	Davis, N.	271	334
14	UNO CHTR - PFC OMAR E.TORRRE	380	480
14	UNO CHTR - SPC DANIEL ZIZUMB	143	169
14	Edwards	573	850
14	Gunsaulus	337	298
14	Irene C. Hernandez Middle	233	391

CDPH ORAL HEALTH SERVICES BY SCHOOL AND WARD

(Shaded rows indicate new school added)

School Ward	School Name	Number of Exam 2010 - 2011	Number of Exam 2011 - 2012
14	Nightingale	477	1,007
14	Officer Donald Marquez Campus - Uno	282	136
14	Rufino Tamayo - UNO	106	99
14	Sandoval	359	403
14	Sawyer	775	1,072
14	Talman	168	214
15	Claremont	10	111
15	Davis, M.	326	225
15	Earle	95	122
15	Eberhart	713	110
15	Fairfield	132	126
15	Goodlow	103	193
15	Henderson	42	166
15	Lincoln	98	113
15	Marquette	593	350
15	Morrill	207	408
15	OToole	447	361
15	Earle		122
15	DAVIS, M		225
16	Bontemps	250	257
16	CICS - Basil	125	163
16	Carson	790	664
16	Copernicus	83	Not seen
16	Daley	298	285
16	Fulton	182	147
16	Funston	193	147
16	Libby	122	64
16	Mays	90	155
16	Nicholson	377	383
16	Sherman	282	209
17	Altgeld	176	143
17	Bass	213	283
17	Guggenheim	13	103
17	HARVARD	322	246

CDPH ORAL HEALTH SERVICES BY SCHOOL AND WARD

(Shaded rows indicate new school added)

School Ward	School Name	Number of Exam 2010 - 2011	Number of Exam 2011 - 2012
17	Oglesby	144	175
17	Providence Englewood @ Brunche	139	260
17	Randolph	86	212
17	Stagg	240	249
17	Wentworth	173	285
17	Bond		125
18	Ashburn	170	223
18	Barton	253	247
18	CICS - Wrightwood Campus	54	269
18	Durkin Park	170	157
18	Foster Park	223	305
18	Hampton Performing Arts	312	292
18	Joplin	198	187
18	Mariano Azuela Elementary	60	251
18	McKay	31	321
18	Owen	117	133
18	Tarkington	569	551
18	Ashburn		223
18	Carroll		264
18	Dawes		419
18	Durkin Park		157
18	Foster Park		305
18	LEARN CHTR - 5TH		181
19	Barnard	90	113
19	Cassell	86	70
19	Clissold	123	151
19	Esmond	153	98
19	Kellogg	103	103
19	Morgan	101	10
19	Vanderpoel	140	125
19	Barbara Vick Early Childhood		51
19	Keller		63
19	Sutherland		33
20	Brownell	23	183
20	CICS - Washington Park	82	110
20	Carnegie	263	305
20	Carter	10	56
20	Chavez	698	637
20	Dulles	91	247
20	Emmet	204	259
20	Fiske	163	122

CDPH ORAL HEALTH SERVICES BY SCHOOL AND WARD

(Shaded rows indicate new school added)

School Ward	School Name	Number of Exam 2010 - 2011	Number of Exam 2011 - 2012
20	Hamline	322	326
20	Hedges	412	407
20	Kershaw	67	52
20	Reed	48	27
20	Ross	20	138
20	Seward	229	364
20	Sexton	163	150
20	Sherwood	106	166
20	Till	135	203
20	U of Chicago HS - WOODLAWN	86	16
20	Wadsworth	4	121
21	CICS - Longwood	414	Not seen
21	CICS Loomis Primary Campus	363	445
21	Cook	197	244
21	Cuffe	243	228
21	Fort Dearborn	44	217
21	Green, W.	115	96
21	Gresham	7	133
21	Jackson, M.	90	147
21	Kipling	252	284
21	Lenart	148	153
21	Ryder	84	159
21	Sizemore Acad	42	63
21	Turner-Drew	141	172
21	Wacker	109	146
21	Westcott	144	99
21	PERSPECTIVES CHTR JOSLIN		28
22	Cardenas	279	308
22	Castellanos	226	240
22	Corkery	209	243
22	Gary	386	540
22	Hurley	301	349
22	Little Village	198	616
22	Madero	125	135
22	McCormick	314	360
22	McCutcheon	150	158
22	Ortiz De Dominguez	169	262
22	Paderewski	91	97
22	U OF CHICAGO -WOODSON MIDDLE	67	186
22	Whitney	296	263
22	Woodson South	214	161
22	Zapata	289	330

CDPH ORAL HEALTH SERVICES BY SCHOOL AND WARD

(Shaded rows indicate new school added)

School Ward	School Name	Number of Exam 2010 - 2011	Number of Exam 2011 - 2012
23	Blair ECC	13	75
23	Byrne	186	193
23	Dore	267	437
23	Hearst	113	202
23	Hale		384
23	Kinzie		248
23	Twain		210
24	Clark High School	27	Not seen
24	Crown	49	83
24	Dvorak	365	437
24	Frazier International Baccalaureate Magnet	101	88
24	Frazier Preparatory Academy	319	147
24	Gregory	14	138
24	Henson	58	110
24	Herzl	127	170
24	Hughes, C.	121	162
24	Johnson	101	187
24	KIPP Ascending CHarter	159	282
24	Kanoon	193	254
24	LEARN Charter - Butler	155	165
24	Lathrop	73	40
24	Lawndale	216	Not seen
24	Legacy Charter	157	215
24	Melody	140	86
24	Penn	230	155
24	Pope	257	95
24	Sumner	92	86
24	Catalyst Elementary School @ Howland		117
25	Cooper	9	425
25	Finkl	191	229
25	Galileo	409	312
25	Haines	396	515
25	Irving	213	168
25	Jungman	95	115
25	Orozco	333	284
25	Perez	318	105
25	Pickard	168	Not seen
25	Pilsen	136	243
25	Ruiz	410	713
25	UNO PAZ (OCTAVIO)	115	138
25	Walsh	143	138

CDPH ORAL HEALTH SERVICES BY SCHOOL AND WARD

(Shaded rows indicate new school added)

School Ward	School Name	Number of Exam 2010 - 2011	Number of Exam 2011 - 2012
25	Whittier	191	274
26	Cameron	332	383
26	Casals	235	145
26	Darwin	198	235
26	Lowell	302	270
26	Mitchell	135	Not seen
26	RoqueDe Duprey	4	33
26	Stowe	247	373
26	Von Humboldt	194	62
26	Ames		191
26	Garfield Park Prep ES		125
27	NOBEL CHTR-ROWE CLARK	161	106
27	Hope Institute Learning Acad		303
27	Beidler	180	105
27	Brown, W.	127	44
27	Carpenter	63	Not seen
27	Galapagos Elementary Charter	149	174
27	Jenner	79	72
27	Morton	82	98
27	Near North	28	43
27	Otis	170	164
27	Pasteur	438	508
27	Peabody	46	110
27	Ryerson	213	254
27	Schiller	8	Not seen
27	Ward, L.	308	337
27	Polaris Charter Academy		192
27	Rudolph		44
27	SKINNER NORTH		42
28	Bethune	89	236
28	Chalmers	61	174
28	Delano	255	128
28	Ericson	17	218
28	Evers	227	106
28	Faraday	148	147
28	Goldblatt	76	126
28	HEFFERAN	148	105
28	Locke, A Charter	436	369
28	Manierre	146	275
28	Marsh	521	334
28	Nash	134	131
28	Plamondon	115	59

CDPH ORAL HEALTH SERVICES BY SCHOOL AND WARD

(Shaded rows indicate new school added)

School Ward	School Name	Number of Exam 2010 - 2011	Number of Exam 2011 - 2012
28	Spencer	10	Not seen
28	Tonti	281	245
28	Jensen		180
28	PLATO CONTR		69
28	Tilton		110
29	Armstrong, L.	191	56
29	Brunson	93	330
29	Burbank	263	364
29	Catalyst Elem - Circle Rock	252	40
29	Clark ES	135	175
29	Depriest	250	165
29	Ellington	86	187
29	Key	93	110
29	LEARN Charter ES - Excel	162	130
29	Leland Elementary	88	121
29	Lovett	119	167
29	Lyon	503	550
29	May	229	159
30	Marvin Camras Elementary	294	264
30	Belmont-Cragin	60	293
30	McAuliffe	446	423
30	Mozart	511	164
30	Nixon	464	761
30	Scammon	349	384
31	Barry	489	524
31	Falconer	510	570
31	Lloyd	626	561
31	Schubert	190	426
32	Burley	185	137
32	CICS -Bucktown	69	164
32	Columbus	172	158
32	Drummond	117	118
32	Hamilton	103	101
32	Jahn	190	323
32	Mayer	161	208
32	Pulaski		415
33	Bateman	529	527
33	Carl Von Linne	272	297
33	Carlos Fuentes Campus Charter	117	128
33	Cleveland	365	361
33	CICS - Irving Park Campus		122
33	Henry		340

CDPH ORAL HEALTH SERVICES BY SCHOOL AND WARD

(Shaded rows indicate new school added)

School Ward	School Name	Number of Exam 2010 - 2011	Number of Exam 2011 - 2012
33	North River		110
34	Colemon	81	166
34	Fernwood	142	166
34	Haley	157	77
34	Higgins	102	95
34	Hughes, L.	89	92
34	Kohn	303	168
34	Lavizzo	180	162
34	Metcalfe	48	135
34	Mount Vernon	74	144
34	Shoop	300	440
34	Songhai	76	129
34	West Pullman	149	140
34	Whistler	82	170
34	White	12	55
34	Dunne		103
34	Garvey, M.		98
35	Brentano	143	182
35	Logandale	142	670
35	Monroe	564	414
35	Murphy	178	250
35	Reilly	427	473
35	GLOBAL CITIZENSHIP CONTR		190
36	Canty	270	200
36	Dever	214	283
36	Locke	1	635
36	Sayre	230	373
37	CICS - West Belden	69	66
37	Hanson Park	629	253
37	Hay	155	158
37	Howe	371	431
37	Lewis	294	431
37	McNair	305	281
37	Nobel	397	262
37	Northwest	229	309
37	Piccolo	198	201
37	Prieto Math and Science	30	696
37	West Park	281	267
38	Bridge	234	359
38	Chicago Academy	210	279
38	Gray	317	384
38	Portage Park	391	495

CDPH ORAL HEALTH SERVICES BY SCHOOL AND WARD

(Shaded rows indicate new school added)

School Ward	School Name	Number of Exam 2010 - 2011	Number of Exam 2011 - 2012
38	Smyser	224	366
38	Thorp, O.	116	281
38	Belding		271
38	DISNEY II		129
39	Albany Park	161	Not seen
39	CICS -Northtown	48	Not seen
39	Haugan	275	315
39	Haugan Aspira - Middle	333	315
39	Hibbard	1,014	568
39	Marshall Middle	170	162
39	Palmer	241	281
39	Sauganash	111	155
39	Solomon	14	167
39	Volta	477	512
40	Budlong	729	417
40	Hayt	537	731
40	Jamieson	287	375
40	Kilmer	276	389
40	Mason ES	203	170
40	Peterson	428	327
40	Trumbull	112	153
41	Beard	68	48
41	Dirksen	277	376
41	Ebinger	76	63
41	Edgebrook	13	72
41	Edison	36	43
41	Garvy, J.	13	209
41	Norwood Park	84	70
41	Onahan	106	161
41	Stock ECC	25	68
41	Wildwood	82	77
41	Oriole Park		93
42	Chicago Virtual Charter	13	30
42	Ogden	29	144
43	Alcott	96	89
43	Lasalle	164	160
43	Newberry	133	230
43	Salazar	167	176
43	Franklin		111
44	Agassiz	74	121
44	Hawthorne	116	64
44	Inter-American	244	385

CDPH ORAL HEALTH SERVICES BY SCHOOL AND WARD

(Shaded rows indicate new school added)

School Ward	School Name	Number of Exam 2010 - 2011	Number of Exam 2011 - 2012
44	Blaine		71
45	Beaubien	466	433
45	Farnsworth	148	37
45	Hitch	131	248
45	Prussing	138	222
46	Brennemann	156	131
46	Greeley	206	Not seen
46	Stewart	134	98
46	Stockton	465	307
47	Audubon	166	79
47	Chappell	264	337
47	Coonley	71	101
47	Courtenay	61	116
47	Federico Lorca Elementary	272	404
47	Lafayette	177	80
47	McPherson	301	267
47	Passages Charter	171	267
47	Ravenswood	152	105
47	Waters	93	163
48	Goudy	228	402
48	Swift	273	427
48	Peirce		283
49	Chicago Math & Science Charter	16	Not seen
49	Field	103	169
49	Gale	134	233
49	Jordan	208	201
49	New Field	374	211
50	West Ridge Elementary School	224	182
50	ARMSTRONG, G	478	622
50	AVALON PARK	163	139
50	Boone	248	291
50	Clinton	492	622
50	Decatur	144	69
50	Rogers	204	233
50	Stone	163	231

MEMORANDUM

To: The Honorable Carrie M. Austin
Chairman, Committee on the Budget and Government Operations

From: Dr. Bechara Choucair
Commissioner
Chicago Department of Public Health

CC: Maria Guerra
Mayor's Office of Legislative Counsel and Government Affairs

Date: October 30, 2012

Re: Request for Information from Annual Appropriation Committee Hearing

ID: 97

The attached information is in response to questions posed at our department's hearing on October 23, 2012 to discuss the 2013 budget.

Alderman Dowell asked for a summary of efforts that address diabetes and obesity in the 3rd Ward.

Consistent with CDC guidance, CDPH's efforts to address obesity and related conditions such as diabetes have been targeted less on specific neighborhoods and more towards the broader systems that impact all neighborhoods. This policy, systems and environmental approach put into the place more sustainable efforts that will help residents make healthy choices.

Several efforts are currently in development or underway which are designed to serve those communities in greatest need. These include:

- A mobile produce care initiative to increase access to fresh produce while also creating jobs.
- Technical assistance and support to corner stores to increase their capacity to stock and sell healthy foods,

- Training of day care providers across the city, to facilitate adoption of the Chicago Board of Health recommended standards for physical activity, nutrition and screen time.
- A Healthy Vending Challenge to decrease consumption of sugar-sweetened and high caloric products and increase the availability of healthier snacks and beverages throughout the city.
- Technical assistance to vendors on school property to increase healthy options for students.
- Technical support to CPS schools to provide structure, and in some cases Park District space, to comply with new recess requirements.

Additionally, the Perry Street Urban Farm, located in the 3rd Ward, recently became operational. This is part of the City's broader effort to develop a system of urban agriculture. We view this as an important contribution to efforts to combat obesity.

As always, please let me know if you have any further questions.

MEMORANDUM

To: The Honorable Carrie M. Austin
Chairman, Committee on the Budget and Government Operations

From: Dr. Bechara Choucair
Commissioner
Chicago Department of Public Health

CC: Maria Guerra
Mayor's Office of Legislative Counsel and Government Affairs

Date: **October 30, 2012**

Re: Request for Information from Annual Appropriation Committee Hearing

Ref ID: 98

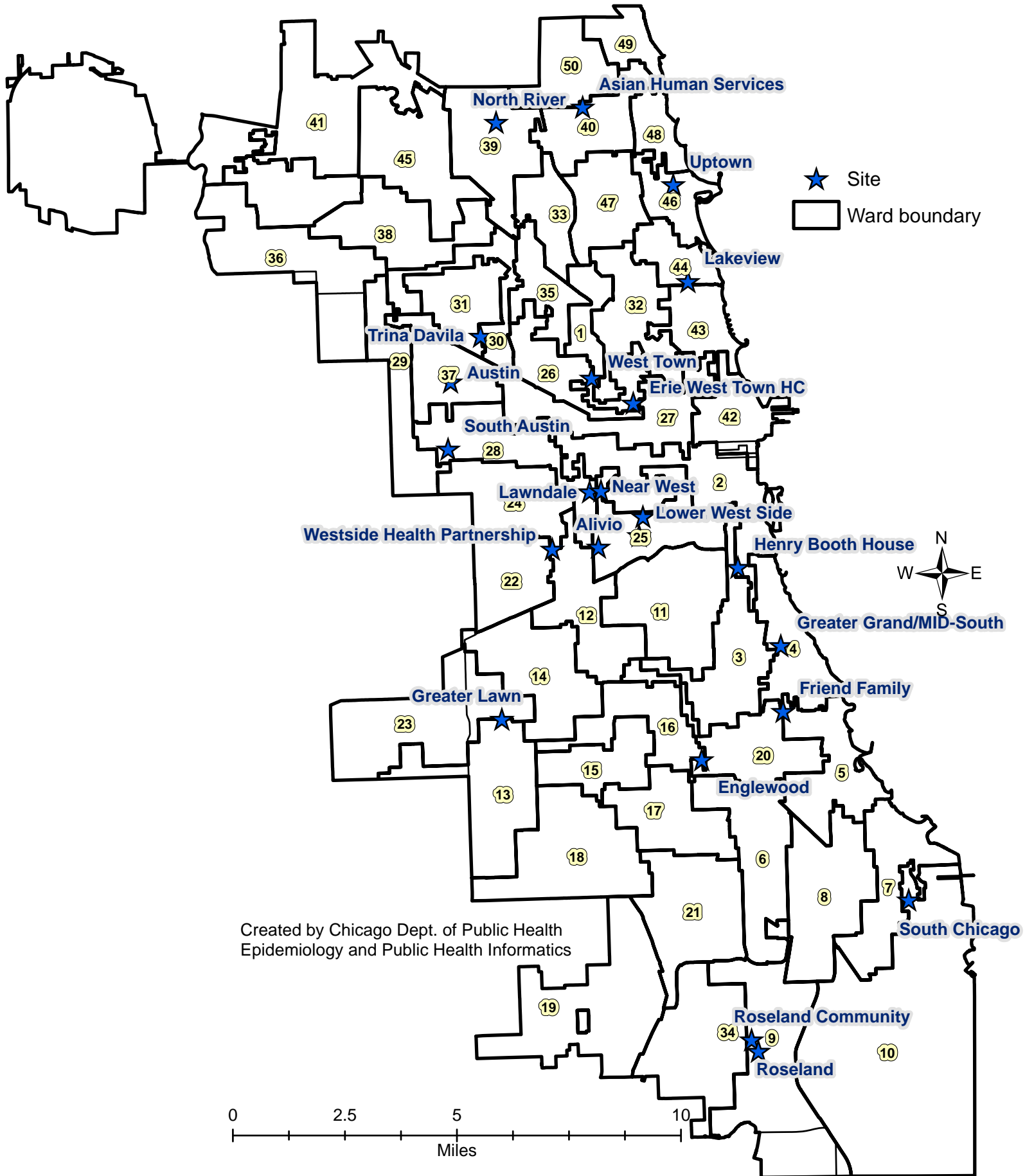
The attached information is in response to questions posed at our department's hearing on October 23, 2012 to discuss the 2013 budget.

Alderman Hairston asked for a map from the Department of all CDPH services.

Please see the attachment which is a map of all CDPH Service Delivery Sites.

As always, please let me know if you have any further questions.

CDPH Service Delivery Sites, 2012



Created by Chicago Dept. of Public Health
Epidemiology and Public Health Informatics

Site	Ward	Services Offered	Provider
Alivio, 2355 S WESTERN AVE	25	WIC	Alivio Medical Center
Asian Human Services, 2424 W PETERSON AVE	40	WIC	Asian Human Services
Austin, 4909 W DIVISION ST	37	WIC	CDPH
Englewood, 641 W 63RD ST	20	Family Case Management	CDPH
		HIV Early Intervention Services	CDPH
		Immunization	CDPH
		Mammography	CDPH
		Mental Health	CDPH
		Primary Care	University of Illinois/Miles Square Health Center
		STI Testing and Treatment	CDPH
		WIC	CDPH
Erie West Town HC, 1701 W SUPERIOR ST	01	WIC	Erie Family Health Center
Friend Family, 800 E 55TH ST	05	WIC	CDPH
Greater Grand/MID-South, 4314 S COTTAGE GROVE AVE	04	Mental Health	CDPH
Greater Lawn, 4150 W 55TH ST	23	Family Case Management	CDPH
		Immunization	CDPH
		Mental Health	CDPH
		WIC	CDPH
Henry Booth House, 2907 S WABASH AVE	02	WIC	Henry Booth House
Lakeview, 2849 N CLARK ST	44	Family Case Management	CDPH
		STI Testing and Treatment	CDPH
		WIC	CDPH
Lawndale, 1201 S CAMPBELL AVE	28	Mental Health	CDPH
		Primary Care	Circle Family Health Care Network
Lower West Side, 1643 W CERMAK RD	25	Immunization	CDPH
		WIC	CDPH

Lower West, 1713 S ASHLAND AVE	25	Family Case Management	CDPH
		Mammography	CDPH
		Primary Care	Mercy Diagnostic and Treatment Center
Near West, 2310 W ROOSEVELT RD	25	WIC	CDPH
North River, 5801 N PULASKI RD	39	Mental Health	CDPH
Roseland Community, 11255 S MICHIGAN AVE	09	Immunization	CDPH
Roseland, 200 E 115TH ST	09	Family Case Management	CDPH
		Mammography	CDPH
		Mental Health	CDPH
		Primary Care	Aunt Martha's Youth Service Center
		STI Testing and Treatment	CDPH
South Austin, 4958 W MADISON ST	28	STI Testing and Treatment	CDPH
South Chicago, 2938 E 89TH ST	10	Family Case Management	CDPH
		Primary Care	Chicago Family Health Center
		WIC	CDPH
Trina Davila, 4345 W ARMITAGE AVE	31	Immunization	CDPH
Uptown, 845 W WILSON AVE	46	Family Case Management	CDPH
		HIV Early Intervention Services	CDPH
		Immunization	CDPH
		Mammography	CDPH
		Primary Care	Heartland International Health Center
		WIC	CDPH
West Town, 2418 W DIVISION ST	26	Family Case Management	CDPH
		Mammography	CDPH
		Primary Care	Erie Family Health Center
		STI Testing and Treatment	CDPH
		WIC	CDPH
Westside Health Partnership, 2400 S KEDZIE AVE	22	WIC	CDPH

MEMORANDUM

To: The Honorable Carrie M. Austin
Chairman, Committee on the Budget and Government Operations

From: Dr. Bechara Choucair
Commissioner
Chicago Department of Public Health

CC: Maria Guerra
Mayor's Office of Legislative Counsel and Government Affairs

Date: October 30, 2012

Re: Request for Information from Annual Appropriation Committee Hearing

ID: 99

The attached information is in response to questions posed at our department's hearing on October 23, 2012 to discuss the 2013 budget.

Alderman Hairston asked for information and a list of schools that have STI screening services & teen pregnancy services.

Please see the attachment regarding information about the services.

Please see the attachment which shows a list of participating schools.

As always, please let me know if you have any further questions.

FY13 CDPH services located within Chicago Public Schools

STI Project Expansion:

In FY13, CDPH will provide STI services to an additional 32 Chicago Public High Schools. CDPH targets schools that reside in the top 10 STI morbidity zip code communities for participation along with schools that have participated in previous years. To date, 15 schools are scheduled, 9 have committed but still need a date and 54 additional schools are being recruited. CDPH intends to have all 60 schools scheduled by January 15th. CDPH will be providing STI/HIV screening at all 7 City Colleges. CDPH intends to educate a minimum of 20,000 Chicago Public School students and screen approximately 13,000. The attached document “FY13 CDPH programs in CPS schools” highlights schools that are scheduled, schools that have said yes but still need a date of services, schools that received services last school year (highlighted in yellow) and the remaining schools are being recruited to participate.

STI Project Results:

School Year	# Schools	# Educated	# Tested	# GC+	% GC+	# CT+	% CT +	# Dually Infected	% Dually infected	% Treated
2009-2010	4	603	357	2	0.56%	29	8.12%	2	0.56%	100%
2010-2011	12	3,189	2,188	27	1.23%	228	10.42%	34	1.55%	96.80%
2011-2012	28	9,215	6,146	25	0.41	436	7.09	41	0.67	99.21%
2012-2013 Goal	60	20,000	13,000	TBD	TBD	TBD	TBD	TBD	TBD	95%

Teen Pregnancy Prevention Program:

CDPH partners with Chicago Public Schools to implement the Teen Pregnancy Prevention Initiative. This initiative includes 3 major components that are listed below. Schools targeted for this initiative reside in communities that have the highest rate of teen births and STIs. There are a set of control schools and treatment schools that were randomly selected by Chapin Hall, the evaluator selected for this project. The schools receiving the school-based intervention on listed on the attached “FY13 CDPH programs within CPS schools.”

1. Implementing the Teen Outreach Program, an evidence-based youth development curriculum delivered to 9th grade students during school by either Planned Parenthood of Illinois, WES Health Systems or SGA
2. Develop and Implement a public awareness campaign that includes both social media and other social marketing techniques;

FY13 CDPH services located within Chicago Public Schools

3. Develop and implement an Adolescent Health Access Plan for the City of Chicago that not only addresses Teen Pregnancy but focusing on the “whole” adolescent by addressing the following: nutrition and physical activity, immunizations, sexual health, behavioral health and harm reduction, tobacco and substance abuse and access to care.

**CDPH Programs in Chciago Public Schools/City Colleges
2012-2013**

School	Address	Zipcode	Ward	Teen Dating Violence	Teen Pregnancy Prevention Initiative	STI Scheduled	STI Outreach	STI Yes/not scheduled	City College--STI Project
ABEA	231 N Pine Ave	60644	28				x		
ACE Technical Charter	5410 S. State St.	60609	3		x		x		
Amundsen	5110 N Damen Ave	60625	47					x	
Austin Polytechnical Academy	232 N. Pine Ave.	60644	28		x		x		
Austin VOISE	231 N Pine Ave	60644	28			x			
Banner Academy South HS	2330 E 99th St	60617	7			x			
BANNER NORTH HS	1625 W Diversey Pkwy	60614	32					x	
Banner School	9538 South Harvard	60628	21					x	
Banner-West	5035 West North Avenue	60639	37					x	
Bass	1140 W. 66th St	60621	17	x					
Bronzeville	4934 S. Wabash	60615	3				x		
Brooks High School	250 E. 111th St.	60628	9		x			x	
Prologue--C.H. Houston	9035 S. Langley	60619	6				x		
Carver Military Acedemy	13100 S Doty Ave	60627	9				x		
CHICAGO VOCATIONAL HS	2100 E 87TH ST	60617	8				x		
CICS-Ellison	1817 W 80th St	60620	18				x		
Clark High School	5101 W. Harrison St.	60644	24		x		x		

yellow highlights=STI schools served in FY12

Dental: All CPS Schools (PreK-HS)

Vision--Schools TBD

**CDPH Programs in Chciago Public Schools/City Colleges
2012-2013**

School	Address	Zipcode	Ward	Teen Dating Violence	Teen Pregnancy Prevention Initiative	STI Scheduled	STI Outreach	STI Yes/not scheduled	City College--STI Project
Clemente	1147 N Western Ave	60622	1				x		
Collins Academy	1313 S Sacramento Dr	60623	24				x		
Columbia Explorers	4520 S. Kedzie	60632	14	x					
Community Links	2400 S Marshall Blvd	60623	12				x		
Community West	1239 S Pulaski Rd	60623	24				x		
Corliss	821 E 103rd St	60628	9				x		
Daley College	7500 S. Pulaski	60652	13						x
Dewey	5415 S. Union	60609	3	x					
Douglass	543 N Waller Ave	60644	29			x			
Dunbar	3000 S King Dr	60616	2			x			
EPIC CHTR HS	8255 S HOUSTON AV	60617	7				x		
Evergreen	3537 S. Paulina	60609	11	x					
Farragut	2345 S. Christiana Ave.	60623	22		x		x		
Fenger	11220 S Wallace St	60628	34					x	
Foreman	3235 N. Leclaire Ave.	60641	30				x		
Gage Park	5630 S. Rockwell	60629	16				x		
Graham Technology	2347 S. Wabash Ave	60616	2				x		
Hancock HS	4034 W 56th ST	60629	13				x		
Harlan	9652 S. Michigan Ave.	60628	6		x		x		

yellow highlights=STI schools served in FY12

Dental: All CPS Schools (PreK-HS)

Vision--Schools TBD

**CDPH Programs in Chicago Public Schools/City Colleges
2012-2013**

School	Address	Zipcode	Ward	Teen Dating Violence	Teen Pregnancy Prevention Initiative	STI Scheduled	STI Outreach	STI Yes/not scheduled	City College--STI Project
Harold Washington	30 E. Lake St.	60601	42						x
Harper	6520 S Wood St	60360	15					x	
Henderson	5650 S. Wolcott	60636	15	x					
Hirsch	7740 S. Ingleside Ave.	60619	8		x		x		
Hope	5515 S Lowe Ave	60621	3				x		
Hyde Park Academy	6220 S. Stoney Island Ave.	60637	5		x		x		
Juarez High School	2150 S. Laflin St.	60608	25		x		x		
Julian	10330 S ELIZABETH ST	60643	21			x			
Kelvyn Park	4343 W WRIGHTWOOD AV	60639	31				x		
Kennedy King	740 W. 63rd St.	60621	16						x
Lakeview	4015 N Ashland Ave Chicago, IL 60613	60613	47			x			
Legal Prep	4319 W Washington Blvd	60624	28				x		
Lincoln Park	2001 N ORCHARD ST	60614	43				x		
Lozano	1501 N. Greenview	60642	32				x		
Malcolm X	1900 W. Van Buren	60612	2						x
Marshall	3250 W Adams St	60624	28				x		

yellow highlights=STI schools served in FY12

Dental: All CPS Schools (PreK-HS)

Vision--Schools TBD

**CDPH Programs in Chciago Public Schools/City Colleges
2012-2013**

School	Address	Zipcode	Ward	Teen Dating Violence	Teen Pregnancy Prevention Initiative	STI Scheduled	STI Outreach	STI Yes/not scheduled	City College--STI Project
Mason	4217 W 18th St	60623	24				x		
Mays	838 W. Marquette	60621	16	x					
McClellan	3527 S. Wallace	60609	11	x					
Milburn Alternative	545 East Oakwood Blvd	60653	4		x		x		
Multicultural Arts School-Little V	3120 S Kostner Ave	60623	22				x		
NEW MILLENNIUM HS	2710 E 89TH ST	60617	7				x		
NLCP- Collins	1313 S Sacramento Dr	60623	24				x		
NLCP-Christiana	1616 S Spaulding Ave	60623	24				x		
Nobel St-Johnson College Prep	6350 S Stewart Ave	60621	20				x		
Noble - DRW College Training Prep	931 S. Homan Av	60624	24				x		
NOBLE Auburn Gresham STREET CHTR	8750 S. Aberdeen St (temp-7131 S. South Chicago	60620	21				x		
Noble Charter - Rowe-Clark	3645 W. CHICAGO AV	60651	27			x			
NOBLE CHTR - COMER	7200 S. INGLESIDE AV	60619	5				x		

yellow highlights=STI schools served in FY12

Dental: All CPS Schools (PreK-HS)

Vision--Schools TBD

**CDPH Programs in Chciago Public Schools/City Colleges
2012-2013**

School	Address	Zipcode	Ward	Teen Dating Violence	Teen Pregnancy Prevention Initiative	STI Scheduled	STI Outreach	STI Yes/not scheduled	City College--STI Project
Olive Harvey College	10001 S. Woodlawn	60628	8						x
Orr Academy	730 N Pulaski Rd	60624	28			x			
Parker	6800 S. Stewart St.	60621	6	x					
Peace & Ed - Second Chance	5114 S Elizabeth Street	60609	16		x		x		
Peace & Ed - Sinclair	4946 S. Paulina	60609	16		x		x		
Perspectives Joslin	1930 s archer	60616	4			x			
PERSPECTIVES CHTR - IIT MATH AND SCIENCE	3663 S. WABASH AV	60653	3				x		
Perspectives HS of Technology	8131 S May St	60620	21				x		
Perspectives Leadership Academy	8131 S May St	6020	21					x	
Phillips	244 E Pershing Rd	60653	3			x			
Powerhouse	931 S Homan Ave	60624	24			x			
Prosser	2148 N. Long Ave.	60639	37		x				
Raby	3545 W Fulton Blvd	60624	28				x		
Richards	5009 S Laflin St	60609	16			x			
Robeson	6835 S. Normal Ave.	60621	6		x		x		

yellow highlights=STI schools served in FY12

Dental: All CPS Schools (PreK-HS)

Vision--Schools TBD

**CDPH Programs in Chciago Public Schools/City Colleges
2012-2013**

School	Address	Zipcode	Ward	Teen Dating Violence	Teen Pregnancy Prevention Initiative	STI Scheduled	STI Outreach	STI Yes/not scheduled	City College--STI Project
Roosevelt	3436 W Wilson Ave	60625	33				x		
Senn	5900 N Glenwood Ave	60660	48				x		
Sherman	1000 W. 52nd St.	60609	16	x					
Sherwood	245 W. 57th	60621	20	x					
Simpson	321 S Paulina St	60608	2		x	x			
Social Justice HS- Little Village	3120 S Kostner Ave	60623	22				x		
Solorio Academy	5400 S. St. Louis Ave.	60632	14	x					
South Shore High School	7529 S. Constance	60649	8				x		
South Shore International College Prep	1955 E. 75th St	60649	8		x		x		
Southside Occ	7342 S Hoyne Ave	60636	17				x		
Steinmetz	3030 N MOBILE AV	60634	36			x			
Summers Alternative	30 E. 112th Place	60628	9	x		x			
Taft	6530 W. Bryn Mawr	60631	41				x		
TEAM Englewood	6201 S Stewart Ave	60621	20		x	x			
Truman College	1145 W. Wilson	60640	46						x
University of Chicago Charter - Woodlawn	6420 S University Ave.	60615	20		x		x		

yellow highlights=STI schools served in FY12

Dental: All CPS Schools (PreK-HS)

Vision--Schools TBD

**CDPH Programs in Chciago Public Schools/City Colleges
2012-2013**

School	Address	Zipcode	Ward	Teen Dating Violence	Teen Pregnancy Prevention Initiative	STI Scheduled	STI Outreach	STI Yes/not scheduled	City College--STI Project
URBAN PREP CHTR - ENGLEWOOD HS	6201 S STEWART AV	60621	41				x		
Prologue--W.E.B Dubois	330 E 133rd St	60827	9			x			
WASHINGTON HS	3535 E 114TH ST	60617	10				x		
Wentworth	6950 S. Sangamon	60621	17	x					
Westinghouse	3223 W. Franklin Blvd.	60624	28		x		x		
Prologue--Winnie Mandella	7847 S Jefferey Ave Chicago, IL 60649	60649	8				x		
Woods	6206 S. Racine	60636	16	x					
World Language-Little Village	3120 S Kostner Ave	60623	22				x		
Wright College	4301 N. Narragansett	60634	38						x
Young Women's Leadership Charter School	2641 South Calumet Avenue	60616	4				x		
Prologue--Johnston	1930 S. Archer	60616	3				x		

yellow highlights=STI schools served in FY12

Dental: All CPS Schools (PreK-HS)

Vision--Schools TBD

MEMORANDUM

To: The Honorable Carrie M. Austin
Chairman, Committee on the Budget and Government Operations

From: Dr. Bechara Choucair
Commissioner
Chicago Department of Public Health

CC: Maria Guerra
Mayor's Office of Legislative Counsel and Government Affairs

Date: October 30, 2012

Re: Request for Information from Annual Appropriation Committee Hearing

ID: 100

The attached information is in response to questions posed at our department's hearing on October 23, 2012 to discuss the 2013 budget.

Alderman Hairston asked for list of schools which participate in the Chicago Dating Matters Initiative (CDMI)

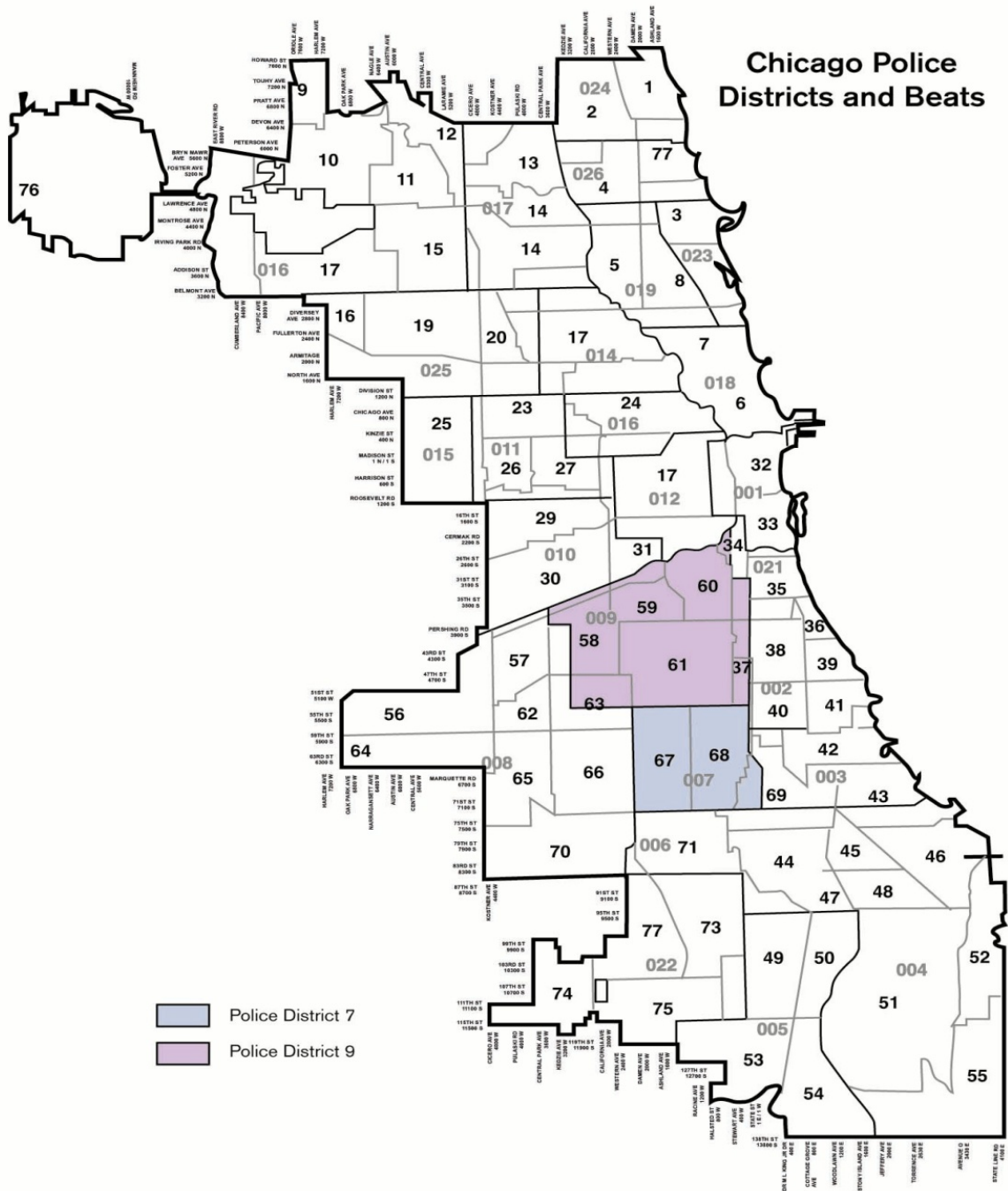
There are 12 elementary schools that are participating in CDMI.

The elementary schools include: Bass, Benjamin E. Mays, Columbia Explorers Academy, Dewey Academy of Fine Arts, Evergreen Academy, Henderson, McClellan, Parker Community Academy, Sherman, Sherwood, Wentworth, and Woods Math & Science Academy

Please see the attachment which is a map of the 7th & 9th police districts in which the CDMI participating schools are located.

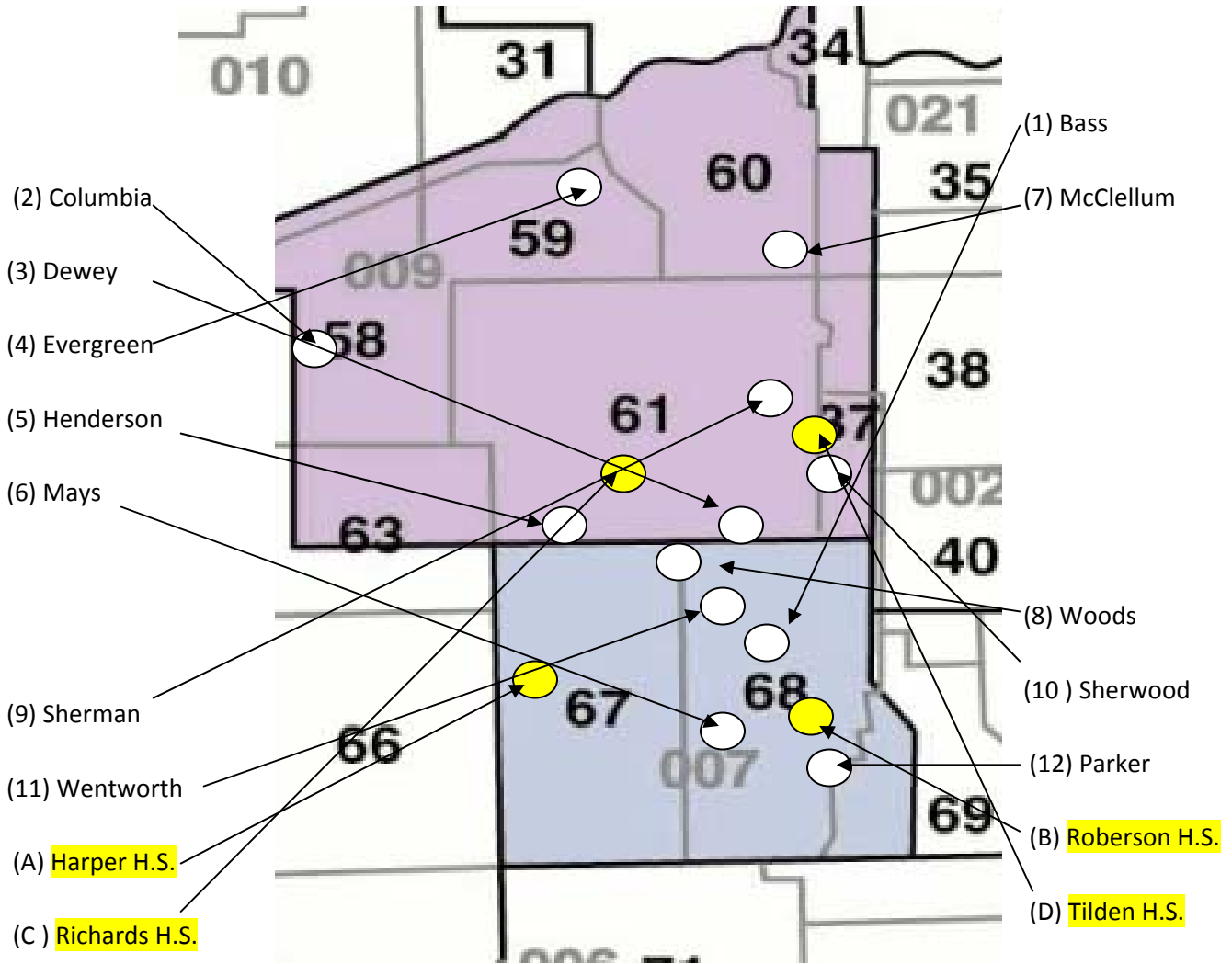
As always, please let me know if you have any further questions.

Chicago Dating Matters Initiative
Chicago Department of Public Health, Office of Violence Prevention



Chicago Dating Matters Initiative
All Schools

Chicago Department of Public Health, Office of Violence Prevention



MEMORANDUM

To: The Honorable Carrie M. Austin
Chairman, Committee on the Budget and Government Operations

From: Dr. Bechara Choucair
Commissioner
Chicago Department of Public Health

CC: Maria Guerra
Mayor's Office of Legislative Counsel and Government Affairs

Date: October 30, 2012

Re: Request for Information from Annual Appropriation Committee Hearing

ID: 101

The attached information is in response to questions posed at our department's hearing on October 23, 2012 to discuss the 2013 budget.

Alderman Hairston asked: What percentage of 5th Ward clients are going to the South Cottage Grove facility?

CDPH does not collect data by ward. The 5th Ward contains 4 zip codes (60615, 19, 37, and 49). 393 residents of these zip codes are current CDPH Mental Health Clients. Of these, 231(59%) are seen at Greater Grand MHC. 113(29%) attend Englewood, 33(8%) attend Roseland, and 16 attend our 3 other centers.

As always, please let me know if you have any further questions.

MEMORANDUM

To: The Honorable Carrie M. Austin
Chairman, Committee on the Budget and Government Operations

From: Dr. Bechara Choucair
Commissioner
Chicago Department of Public Health

CC: Maria Guerra
Mayor's Office of Legislative Counsel and Government Affairs

Date: October 30, 2012

Re: Request for Information from Annual Appropriation Committee Hearing

ID: 102

The attached information is in response to questions posed at our department's hearing on October 23, 2012 to discuss the 2013 budget.

Alderman Hairston asked for more information about PlayStreets and how she can get the project to take place in her ward.

CDPH has been in close contact with Blue Cross Blue Shield to discuss funding for 2013. If the project is funded for 2013, CDPH will work with the delegates and Alderman Hairston's office to try to identify a community partner to arrange a PlayStreets program in the 5th Ward.

As always, please let me know if you have any further questions.

MEMORANDUM

To: The Honorable Carrie M. Austin
Chairman, Committee on the Budget and Government Operations

From: Dr. Bechara Choucair
Commissioner
Chicago Department of Public Health

CC: Maria Guerra
Mayor's Office of Legislative Counsel and Government Affairs

Date: October 30, 2012

Re: Request for Information from Annual Appropriation Committee Hearing

ID: 103

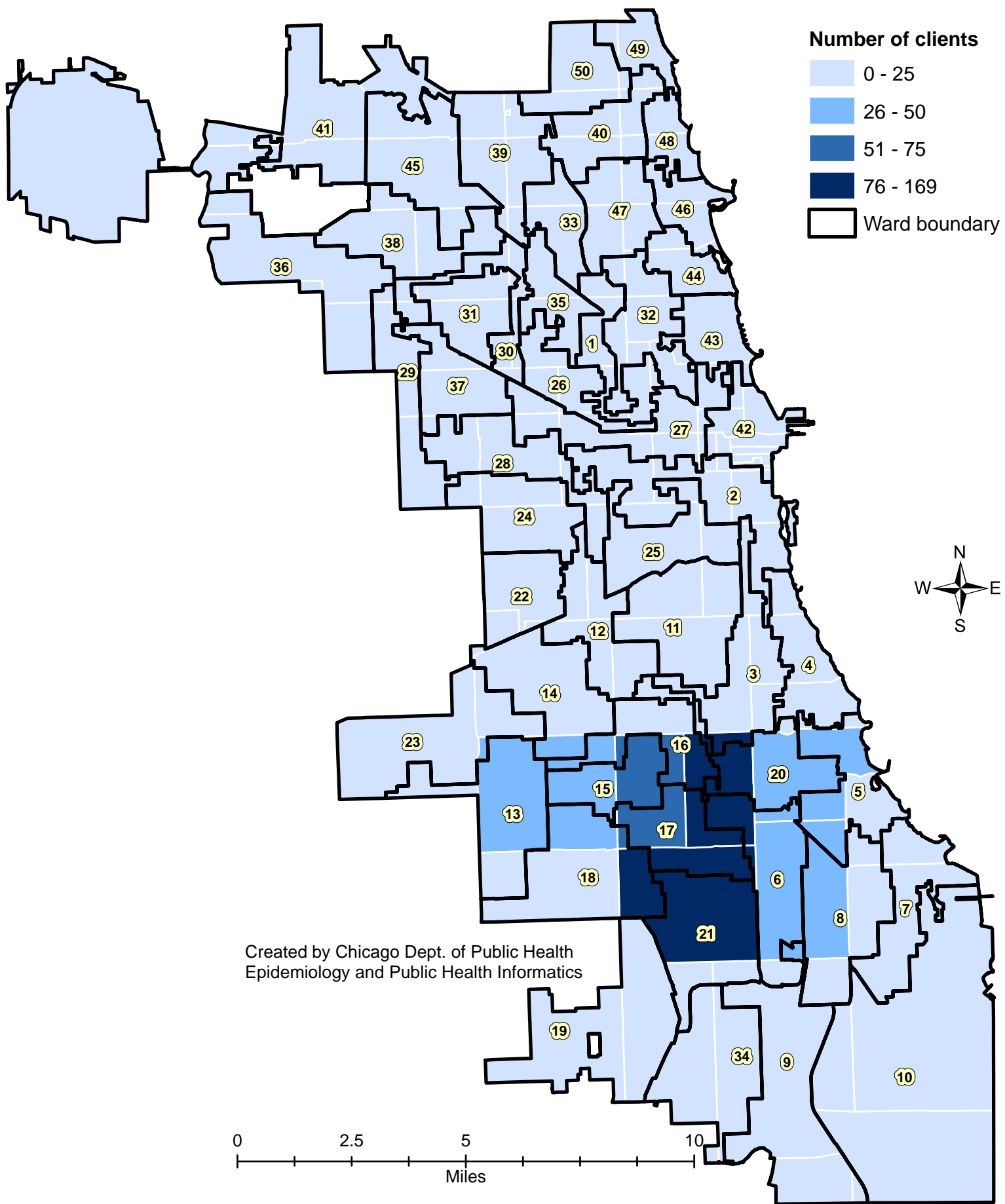
The attached information is in response to questions posed at our department's hearing on October 23, 2012 to discuss the 2013 budget.

Alderman Hairston asked: Has CDPH studied where patients are coming from? Does CDPH know where clients from South Shore, Woodlawn, and Greater Grand, who used to go to the Woodlawn facility, are now going for services?

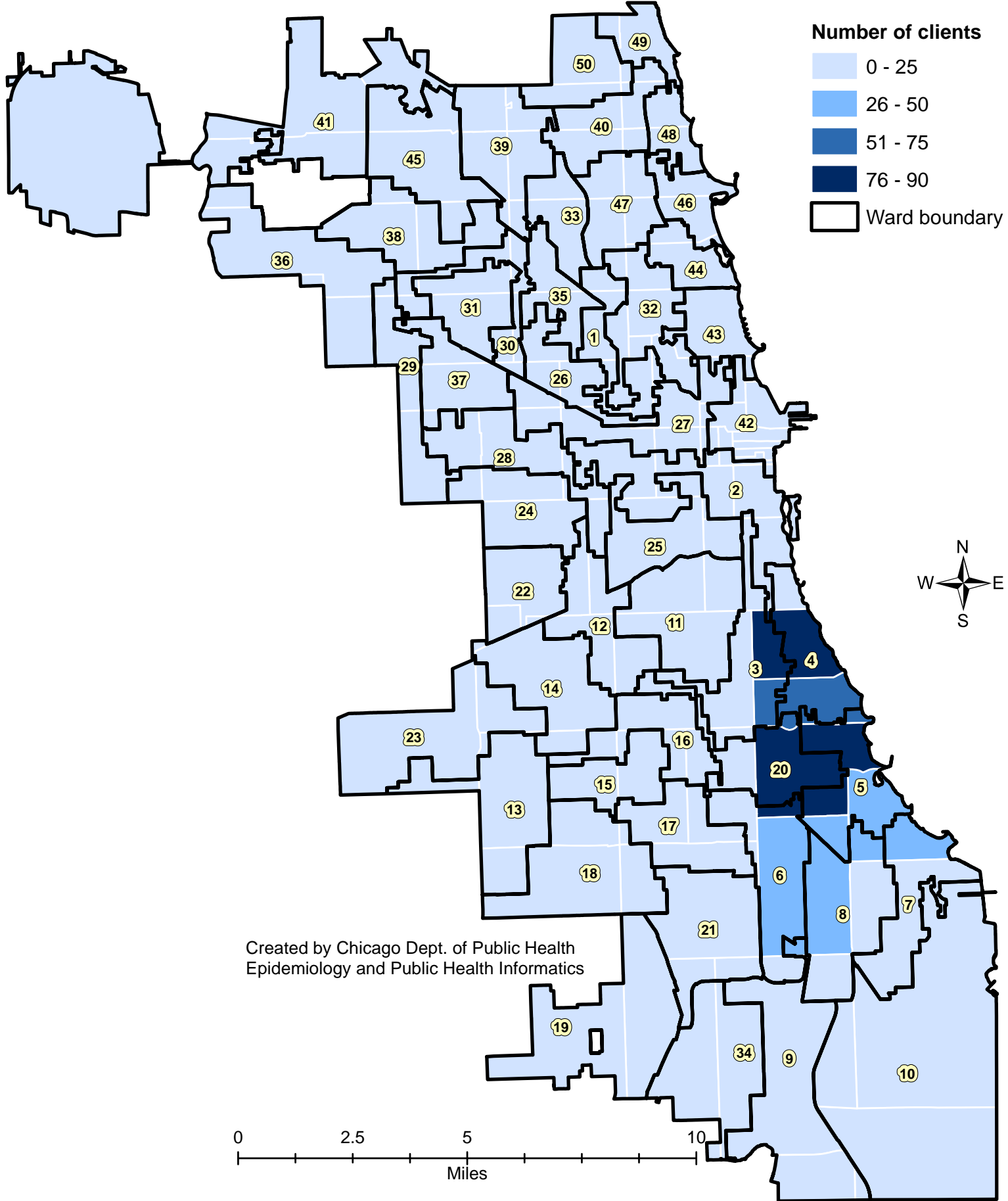
Of the 301 patients who had attended the Woodlawn MHC, 121(40%) selected Greater Grand, 43(14%) selected Englewood, 2 selected other CDPH sites, 51(17%) selected community providers, and 84 client cases were closed. The community areas referred to contain 5 Zip codes (60619, 20, 21, 37, 49). 648 residents from these zip codes are current CDPH Mental Health Clients. 379(58%) receive services at Englewood MHC, 186(29%) are seen at Greater Grand, 53(8%) attend Roseland MHC, 20(3%) attend Greater Lawn MHC, 6 attend Lawndale, and 4 attend North River MHCs.

Please see the attachment which further clarifies the response.

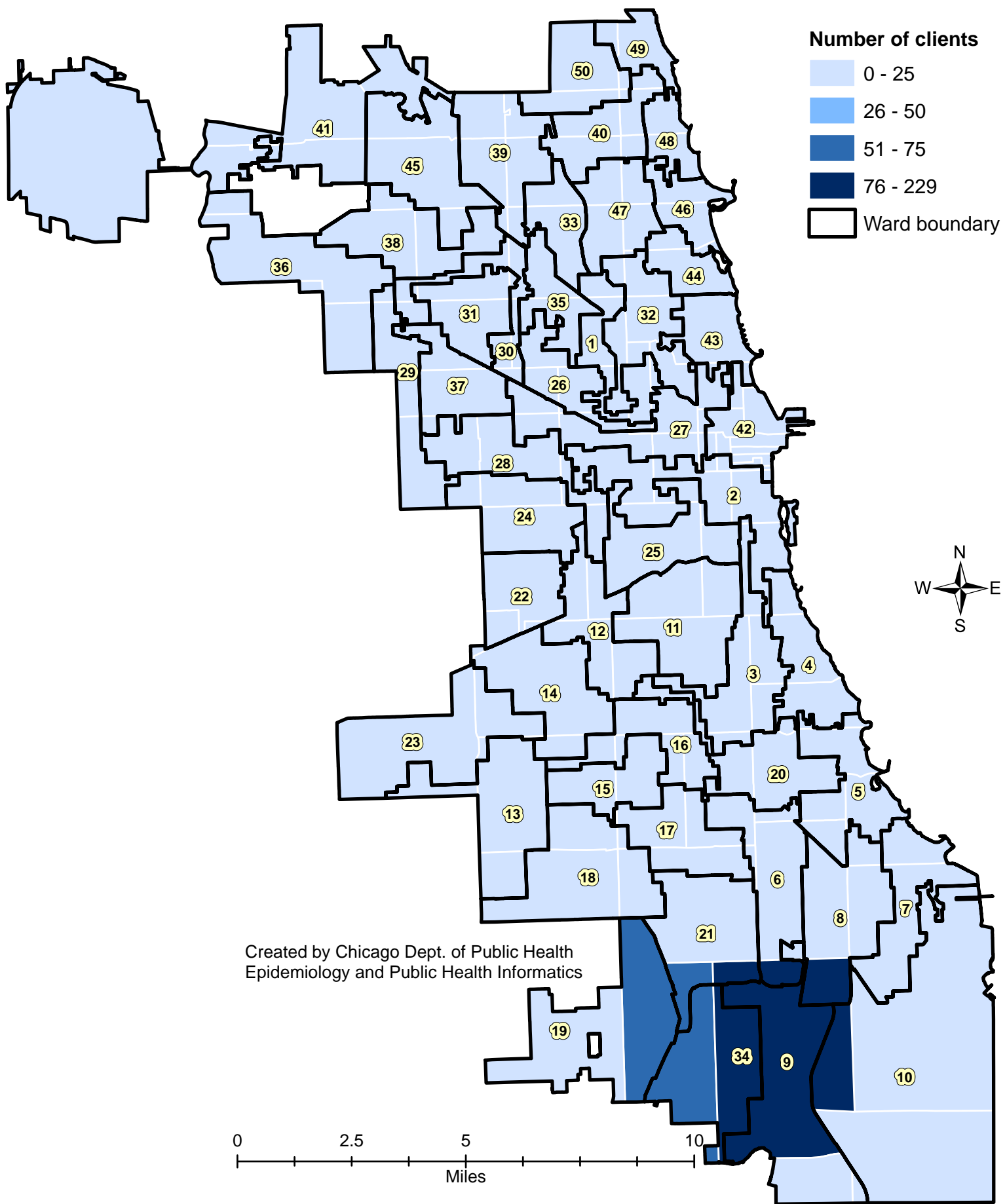
CDPH-Englewood Mental Health clients by ZIP code of residence, 2012



CDPH-Greater Grand Mental Health clients by ZIP code of residence, 2012



CDPH-Roseland Mental Health clients by ZIP code of residence, 2012



MEMORANDUM

To: The Honorable Carrie M. Austin
Chairman, Committee on the Budget and Government Operations

From: Dr. Bechara Choucair
Commissioner
Chicago Department of Public Health

CC: Maria Guerra
Mayor's Office of Legislative Counsel and Government Affairs

Date: October 30, 2012

Re: Request for Information from Annual Appropriation Committee Hearing

ID: 104

The attached information is in response to questions posed at our department's hearing on October 23, 2012 to discuss the 2013 budget.

Alderman Osterman asked for a list of outcomes the Department is seeking from the Ceasefire agreement.

The Ceasefire team has ongoing communication with the collaboration partners and will provide monthly reporting and vouchering, per Beat, to CDPH and CPD including, but not limited to, the following:

- The type and number of persons engaged and conflicts identified by Ceasefire staff
- The number of persons engaged and conflicts successfully mediated by Ceasefire staff
- The number (and nature) of conflicts escalated to CPD by Ceasefire

As always, please let me know if you have any further questions.

293 Manpower By Dept, Fund, Title

Dept: **041 DEPARTMENT OF PUBLIC HEALTH**

Fund: **0K39 CDBG**

Title	Bg Un	Position	Schd Grade	Step	BPR	No. Positions	No. Months	No. Hours	Filled	Total Vacant	Total	
0015	00	SCHEDULE SALARY ADJUST	1	0							27,984	
0044	00	FRINGE BENEFITS	1	0							1,867,989	
0302	01	ADMINISTRATIVE ASST II	B	10	9	1			1		55,212	
					12	2			2		126,912	
					Title 0302 Total:		3	0	0	3	0	182,124
0303	01	ADMINISTRATIVE ASST III	B	12	1	3				3	136,116	
					8	0					0	
					10	1			1		69,648	
					12	1			1		76,428	
					Title 0303 Total:		5	0	0	2	3	282,192
0308	01	STAFF ASSISTANT	BZ	13	1	0					0	
					7	1			1		61,620	
					12	0					0	
					Title 0308 Total:		1	0	0	1	0	61,620
0323	20	ADMIN ASST III-EXCLUDED	BX	12	9	1			1		60,408	
0430	01	CLERK III	B	8	1	1				1	31,308	
					8	1			1		43,740	
					11	2			2		100,560	
					Title 0430 Total:		4	0	0	3	1	175,608
0431	01	CLERK IV	B	10	1	0					0	
					12	1			1		63,456	
					Title 0431 Total:		1	0	0	1	0	63,456
0665	01	SR DATA ENTRY OPERATOR	B	9	7	0					0	
					8	1			1		48,048	
					9	1			1		50,280	
					10	2			2		105,480	
					12	1			1		57,828	
					Title 0665 Total:		5	0	0	5	0	261,636
0705	00	DIRECTOR PUBLIC AFFAIRS	3	0	0	1			1		83,004	
0832	01	PERSONAL COMPTR OPR II	B	9	9	1			1		50,280	
1813	01	SENIOR STOREKEEPER	B	8	12	0					0	
2150	44	BLDG/CONSTRCTN INSPECTR	T	16	1	2				2	134,256	
					9	4			4		393,264	
					10	5			5		514,800	
					12	0					0	
					Title 2150 Total:		11	0	0	9	2	1,042,320

293 Manpower By Dept, Fund, Title

Dept: 041 DEPARTMENT OF PUBLIC HEALTH

Fund: 0K39 CDBG

Title	Bg Un	Position	Schd Grade	Step	BPR	No. Positions	No. Months	No. Hours	Filled	Total Vacant	Total
2151	44	SUPV BLDG/CONST INSPCTR	T 17	11	118,344.00	1			1		118,344
				12	123,936.00	1			1		123,936
				Title 2151 Total:		2	0	0	2	0	242,280
3138	01	CERTIFIED MEDICAL ASST	B 10	1	37,704.00	0					0
3139	01	CERTIFIED MEDICAL ASST	B 9	1	34,380.00	0					0
				5	41,364.00	0					0
				7	45,828.00	0					0
				8	48,048.00	0					0
				Title 3139 Total:		0	0	0	0	0	0
3169	03	MED X-RAY TECHNOLOGIST	B 12	1	45,372.00	0					0
3213	03	DENTAL ASSISTANT	B 10	8	52,740.00	1			1		52,740
3414	04	EPIDEMIOLOGIST II	G 7	3	72,156.00	1			1		72,156
3429	03	CASE MANAGER ASSISTANT	B 11	8	57,828.00	1			1		57,828
3533	04	CLINICAL THERAPIST II	G 5	1	53,808.00	0					0
3534	04	CLINICAL THERAPIST III	G 7	1	65,424.00	2				2	130,848
				8	91,224.00	16			16		1,459,584
				Title 3534 Total:		18	0	0	16	2	1,590,432
3548	04	PSYCHOLOGIST	G 8	5	86,532.00	1			1		86,532
				8	99,648.00	1			1		99,648
				Title 3548 Total:		2	0	0	2	0	186,180
3566	01	BEHAVIORAL HEALTH ASST	B 10	12	63,456.00	1			1		63,456
3574	03	SOCIAL WORK ASSISTANT	B 11	1	41,364.00	0					0
3743	03	PUBLIC HEALTH AIDE	B 8	1	31,308.00	1				1	31,308
				4	35,976.00	0					0
				9	45,828.00	1			1		45,828
				Title 3743 Total:		2	0	0	1	1	77,136
3751	37	PUBLIC HEALTH NURSE I	S 4	7	79,152.00	0					0
				8	83,184.00	0					0
				9	87,372.00	1			1		87,372
				Title 3751 Total:		1	0	0	1	0	87,372
3752	37	PUBLIC HEALTH NURSE II	S 5	9	96,300.00	1			1		96,300
3753	56	PUBLIC HEALTH NURSE III	SZ 6	9	90,288.00	0					0
				9	92,544.00	1			1		92,544
				Title 3753 Total:		1	0	0	1	0	92,544

293 Manpower By Dept, Fund, Title

Dept: 041 DEPARTMENT OF PUBLIC HEALTH

Fund: 0K39 CDBG

Title	Bg Un	Position	Schd Grade	Step	BPR	No. Positions	No. Months	No. Hours	Filled	Total Vacant	Total
3763	37	NURSE PRACTITIONER	S 8	8	111,576.00	0					0
Fund 0K39 Total:					64 FTE	64	0	0	55	9	6,777,045

293 Manpower By Dept, Fund, Title

Dept: **041 DEPARTMENT OF PUBLIC HEALTH**

Fund: **0023 UNDERGROUND STORAGE TANK**

Title	Bg Un	Position	Schd Grade	Step	BPR	No. Positions	No. Months	No. Hours	Filled	Total Vacant	Total
0044	00	FRINGE BENEFITS	1	0							175,571
0303	01	ADMINISTRATIVE ASST III	B 12	9	66,492.00	1			1		66,492
2072	10	SUPG ENVIRONMENTAL ENGR	3 0	0	95,832.00	1			1		95,832
2077	03	SR ENVIRONMENTAL INSPTR	B 14	6	69,648.00	1			1		69,648
				8	76,428.00	1			1		76,428
				Title 2077 Total:		2	0	0	2	0	146,076
2080	10	SUPG ENVIRONMENTAL INSP	BX 15	7	70,380.00	1			1		70,380
2083	03	ENVIR INVESTIGATOR	B 14	9	79,992.00	1			1		79,992
3753	56	PUBLIC HEALTH NURSE III	SZ 6	1	60,432.00	0					0
Fund 0023 Total:						6	0	0	6	0	634,343

293 Manpower By Dept, Fund, Title

Dept: 041 DEPARTMENT OF PUBLIC HEALTH
Fund: 0050 HEALTH - STD CONTROL PROGRAM

Table with columns: Title, Bg Un, Position, Schd Grade, Step, BPR, No. Positions, No. Months, No. Hours, Filled, Total Vacant, Total. Rows include various job titles like SCHEDULE SALARY ADJUST, FRINGE BENEFITS, DIR ADMINISTRATION I, etc., and a final summary row for Fund 0050 Total.

293 Manpower By Dept, Fund, Title

Dept: 041 DEPARTMENT OF PUBLIC HEALTH
 Fund: 0071 DENTAL SEALANT GRANT

Title	Bg Un	Position	Schd Grade	Step	BPR	No. Positions	No. Months	No. Hours	Filled	Total Vacant	Total
0044	00	FRINGE BENEFITS	1	0							7,654
0404	09	STUDENT INTERN	4	0	10.00 H	0		2,000			20,000
Fund 0071 Total:					1 FTE	0	0	2,000	0	0	27,654

293 Manpower By Dept, Fund, Title

Dept: 041 DEPARTMENT OF PUBLIC HEALTH

Fund: 0226 ILL DEPT HLTH PGM

Title	Bg Un	Position	Schd Grade	Step	BPR	No. Positions	No. Months	No. Hours	Filled	Total Vacant	Total	
0015	00	SCHEDULE SALARY ADJUST	1	0							2,801	
0044	00	FRINGE BENEFITS	1	0							195,480	
0664	01	DATA ENTRY OPERATOR	B	8	41,784.00	1			1		41,784	
				8	43,740.00	1			1		43,740	
		Title 0664 Total:					2	0	0	2	0	85,524
3473	10	NEIGHBORHD HC ADM II	3	0	99,696.00	1			1		99,696	
3743	03	PUBLIC HEALTH AIDE	B	8	31,308.00	0					0	
				7	41,784.00	0					0	
				8	43,740.00	1			1		43,740	
				9	45,828.00	3			3		137,484	
				10	48,048.00	1			1		48,048	
		Title 3743 Total:					5	0	0	5	0	229,272
3752	37	PUBLIC HEALTH NURSE II	S	5	96,300.00	1			1		96,300	
Fund 0226 Total:						9	0	0	9	0	709,073	

293 Manpower By Dept, Fund, Title

Dept: **041 DEPARTMENT OF PUBLIC HEALTH**
 Fund: **0248 ST LEAD POISONING/VIS**

Title	Bg Un	Position	Schd Grade	Step	BPR	No. Positions	No. Months	No. Hours	Filled	Total Vacant	Total
0015	00	SCHEDULE SALARY ADJUST	1	0							3,918
0044	00	FRINGE BENEFITS	1	0							63,711
2150	44	BLDG/CONSTRCTN INSPECTR	T 16	10	102,960.00	1			1		102,960
3092	10	PROGRAM DIRECTOR	BX 17	1	63,516.00	1				1	63,516
Fund 0248 Total:						2	0	0	1	1	234,105

293 Manpower By Dept, Fund, Title

Dept: 041 DEPARTMENT OF PUBLIC HEALTH

Fund: 0260 FED AIDS PREV SUR

Title	Bg Un	Position	Schd Grade	Step	BPR	No. Positions	No. Months	No. Hours	Filled	Total Vacant	Total
0015	00	SCHEDULE SALARY ADJUST	1	0							42,067
0044	00	FRINGE BENEFITS	1	0							2,351,422
0302	01	ADMINISTRATIVE ASST II	B 10	1	37,704.00	1				1	37,704
				8	52,740.00	1			1		52,740
				11	60,600.00	1			1		60,600
				12	63,456.00	1			1		63,456
		Title 0302 Total:				4	0	0	3	1	214,500
0308	01	STAFF ASSISTANT	BZ 13	6	58,812.00	1			1		58,812
				7	61,620.00	3			3		184,860
				8	64,548.00	1			1		64,548
		Title 0308 Total:				5	0	0	5	0	308,220
0309	20	COORD SPECIAL PROJECTS	BX 16	8	80,916.00	1			1		80,916
0430	01	CLERK III	B 8	1	31,308.00	0					0
				8	43,740.00	0					0
				10	48,048.00	1			1		48,048
				11	50,280.00	1			1		50,280
				12	52,740.00	1			1		52,740
		Title 0430 Total:				3	0	0	3	0	151,068
0664	01	DATA ENTRY OPERATOR	B 8	8	43,740.00	1			1		43,740
				12	52,740.00	1			1		52,740
		Title 0664 Total:				2	0	0	2	0	96,480
0665	01	SR DATA ENTRY OPERATOR	B 9	8	48,048.00	3			3		144,144
				9	50,280.00	1			1		50,280
		Title 0665 Total:				4	0	0	4	0	194,424
0839	01	SUPR DATA ENTRY OPRATRS	B 11	11	66,492.00	1			1		66,492
1532	10	CONTR COMPLIANCE COORD	BX 15	8	73,752.00	1			1		73,752
				9	77,280.00	1			1		77,280
		Title 1532 Total:				2	0	0	2	0	151,032
3057	20	DIR PROGRAM OPERATIONS	3 0	0	92,100.00	1				1	92,100
3092	10	PROGRAM DIRECTOR	BX 17	3	69,684.00	1			1		69,684
				6	80,916.00	1			1		80,916
				7	84,780.00	1			1		84,780
				8	88,812.00	1			1		88,812
		Title 3092 Total:				4	0	0	4	0	324,192

293 Manpower By Dept, Fund, Title

Dept: **041 DEPARTMENT OF PUBLIC HEALTH**

Fund: **0260 FED AIDS PREV SUR**

Title	Bg Un	Position	Schd Grade	Step	BPR	No. Positions	No. Months	No. Hours	Filled	Total Vacant	Total
3130	01	LABORATORY TECHNICIAN	B	11	1	0					0
					41,364.00	0					0
					60,600.00	1			1		60,600
					Title 3130 Total:	<input type="text" value="1"/>	<input type="text" value="0"/>	<input type="text" value="0"/>	<input type="text" value="1"/>	<input type="text" value="0"/>	<input type="text" value="60,600"/>
3139	01	CERTIFIED MEDICAL ASST	B	9	1	1				1	34,380
					34,380.00	1					34,380
					43,740.00	0					0
					52,740.00	1			1		52,740
					57,828.00	1			1		57,828
					Title 3139 Total:	<input type="text" value="3"/>	<input type="text" value="0"/>	<input type="text" value="0"/>	<input type="text" value="2"/>	<input type="text" value="1"/>	<input type="text" value="144,948"/>
3407	04	EPIDEMIOLOGIST III	G	9	8	1			1		108,924
					108,924.00	1					108,924
3408	20	EPIDEMIOLOGIST IV	3	0	0	1			1		100,692
					100,692.00	1					100,692
					105,828.00	1			1		105,828
					Title 3408 Total:	<input type="text" value="2"/>	<input type="text" value="0"/>	<input type="text" value="0"/>	<input type="text" value="2"/>	<input type="text" value="0"/>	<input type="text" value="206,520"/>
3414	04	EPIDEMIOLOGIST II	G	7	1	1			1		65,424
					65,424.00	1					65,424
					91,224.00	6			6		547,344
					Title 3414 Total:	<input type="text" value="7"/>	<input type="text" value="0"/>	<input type="text" value="0"/>	<input type="text" value="7"/>	<input type="text" value="0"/>	<input type="text" value="612,768"/>
3421	01	HEALTH EDUCATOR	B	12	10	1			1		69,648
					69,648.00	1					69,648
3434	03	COM/D/C/INVESTIGATOR II	B	12	1	0					0
					45,372.00	0					0
					52,200.00	1			1		52,200
					57,828.00	1			1		57,828
					60,600.00	6			6		363,600
					63,456.00	4			4		253,824
					66,492.00	1			1		66,492
					69,300.00	1			1		69,300
					69,648.00	1			1		69,648
					72,936.00	1			1		72,936
					76,428.00	1			1		76,428
					Title 3434 Total:	<input type="text" value="17"/>	<input type="text" value="0"/>	<input type="text" value="0"/>	<input type="text" value="17"/>	<input type="text" value="0"/>	<input type="text" value="1,082,256"/>
3438	10	SUPG DIS CNTL INVS-EXCL	BX	14	8	3			3		201,672
					67,224.00	3					201,672
					70,380.00	1			1		70,380
					Title 3438 Total:	<input type="text" value="4"/>	<input type="text" value="0"/>	<input type="text" value="0"/>	<input type="text" value="4"/>	<input type="text" value="0"/>	<input type="text" value="272,052"/>
3465	04	PUBLIC HEALTH ADMR I	B	12	8	2			2		126,912
					63,456.00	2					126,912
					72,936.00	1			1		72,936
					Title 3465 Total:	<input type="text" value="3"/>	<input type="text" value="0"/>	<input type="text" value="0"/>	<input type="text" value="3"/>	<input type="text" value="0"/>	<input type="text" value="199,848"/>

293 Manpower By Dept, Fund, Title

Dept: **041 DEPARTMENT OF PUBLIC HEALTH**

Fund: **0260 FED AIDS PREV SUR**

Title	Bg Un	Position	Schd Grade	Step	BPR	No. Positions	No. Months	No. Hours	Filled	Total Vacant	Total	
3466	04	PUBLIC HEALTH ADMR II	B	14	1	0					0	
					7	3			3		218,808	
					8	3			3		229,284	
					9	1			1		79,992	
					10	1			1		83,832	
					Title 3466 Total:		8	0	0	8	0	611,916
3467	10	PUBLIC HEALTH ADMR III	BX	16	2	2			2		125,280	
					7	3			3		231,840	
					10	1			1		88,812	
					Title 3467 Total:		6	0	0	6	0	445,932
3548	04	PSYCHOLOGIST	G	8	6	1			1		90,324	
3743	03	PUBLIC HEALTH AIDE	B	8	1	0					0	
					7	1			1		41,784	
					11	1			1		50,280	
					Title 3743 Total:		2	0	0	2	0	92,064
3752	37	PUBLIC HEALTH NURSE II	S	5	1	3				3	193,284	
					9	1			1		96,300	
					10	0					0	
					Title 3752 Total:		4	0	0	1	3	289,584
3753	56	PUBLIC HEALTH NURSE III	SZ	6	10	1			1		97,224	
Fund 0260 Total:					88 FTE	88	0	0	82	6	8,457,521	

293 Manpower By Dept, Fund, Title

Dept: 041 DEPARTMENT OF PUBLIC HEALTH

Fund: 0261 TB AND IMMUNIZATION

Title	Bg Un	Position	Schd Grade	Step	BPR	No. Positions	No. Months	No. Hours	Filled	Total Vacant	Total	
0015	00	SCHEDULE SALARY ADJUST	1	0							13,876	
0044	00	FRINGE BENEFITS	1	0							874,706	
0302	01	ADMINISTRATIVE ASST II	B	10	12	63,456.00	1		1		63,456	
0303	01	ADMINISTRATIVE ASST III	B	12	10	69,648.00	1		1		69,648	
0430	01	CLERK III	B	8	1	31,308.00	0				0	
				12		52,740.00	2		2		105,480	
		Title 0430 Total:					2	0	0	2	0	105,480
0431	01	CLERK IV	B	10	1	37,704.00	0				0	
0665	01	SR DATA ENTRY OPERATOR	B	9	11	55,212.00	1		1		55,212	
3091	10	ASST PROGRAM DIRECTOR	BX	14	1	49,668.00	1			1	49,668	
3092	10	PROGRAM DIRECTOR	BX	17	8	88,812.00	1		1		88,812	
3348	09	MEDICAL DIRECTOR	MX	2	4X	71.29 H	1		1		148,283	
3414	04	EPIDEMIOLOGIST II	G	7	8	91,224.00	2		2		182,448	
3434	03	COM/D/C/INVESTIGATOR II	B	12	10	69,648.00	1		1		69,648	
				12		76,428.00	1		1		76,428	
		Title 3434 Total:					2	0	0	2	0	146,076
3441	03	SUPR DISEASE CNTL INVST	B	14	12	91,980.00	1		1		91,980	
3465	04	PUBLIC HEALTH ADMR I	B	12	6	57,828.00	1		1		57,828	
				8		63,456.00	1		1		63,456	
				9		66,492.00	1		1		66,492	
				11		72,936.00	2		2		145,872	
				12		76,428.00	3		3		229,284	
		Title 3465 Total:					8	0	0	8	0	562,932
3466	04	PUBLIC HEALTH ADMR II	B	14	7	72,936.00	1		1		72,936	
				9		79,992.00	1		1		79,992	
		Title 3466 Total:					2	0	0	2	0	152,928
3467	10	PUBLIC HEALTH ADMR III	BX	16	1	59,796.00	1			1	59,796	
				6		73,752.00	2		2		147,504	
				10		88,812.00	0				0	
		Title 3467 Total:					3	0	0	2	1	207,300
3751	37	PUBLIC HEALTH NURSE I	S	4	9	87,372.00	2		2		174,744	
3753	56	PUBLIC HEALTH NURSE III	SZ	6	1	60,432.00	0				0	
3754	56	PUBLIC HEALTH NURSE IV	SZ	7	10	101,076.00	1		1		101,076	

293 Manpower By Dept, Fund, Title

Dept: 041 DEPARTMENT OF PUBLIC HEALTH

Fund: 0261 TB AND IMMUNIZATION

Title	Bg Un	Position	Schd Grade	Step	BPR	No. Positions	No. Months	No. Hours	Filled	Total Vacant	Total
3756	30	PUBL HLTH NURSE III-EX	SY 6	8	85,572.00	1			1		85,572
Fund 0261 Total:					30 FTE	30	0	0	28	2	3,174,197

293 Manpower By Dept, Fund, Title

Dept: 041 DEPARTMENT OF PUBLIC HEALTH

Fund: 0263 ST GENETICS CASE MG

Title	Bg Un	Position	Schd Grade	Step	BPR	No. Positions	No. Months	No. Hours	Filled	Total Vacant	Total
0015	00	SCHEDULE SALARY ADJUST	1	0							1,152
0044	00	FRINGE BENEFITS	1	0							35,091
3752	37	PUBLIC HEALTH NURSE II	S 5	8	91,692.00	1			1		91,692
Fund 0263 Total:						1	0	0	1	0	127,935

293 Manpower By Dept, Fund, Title

Dept: 041 DEPARTMENT OF PUBLIC HEALTH

Fund: 0267 ENVIRONMENTAL PGM

Title	Bg Un	Position	Schd Grade	Step	BPR	No. Positions	No. Months	No. Hours	Filled	Total Vacant	Total
0044	00	FRINGE BENEFITS	1	0							37,401
0313	09	ASSISTANT COMMISSIONER	3	0	97,728.00	1			1		97,728
Fund 0267 Total:					1 FTE	1	0	0	1	0	135,129

293 Manpower By Dept, Fund, Title

Dept: 041 DEPARTMENT OF PUBLIC HEALTH

Fund: 0315 ST AIDS PREV/VECTOR

Title	Bg Un	Position	Schd Grade	Step	BPR	No. Positions	No. Months	No. Hours	Filled	Total Vacant	Total
0015	00	SCHEDULE SALARY ADJUST	1	0							3,899
0044	00	FRINGE BENEFITS	1	0							26,668
3139	01	CERTIFIED MEDICAL ASST	B 9	1	34,380.00	0					0
3467	10	PUBLIC HEALTH ADMR III	BX 16	5	69,684.00	1			1		69,684
Fund 0315 Total:						1	0	0	1	0	100,251

293 Manpower By Dept, Fund, Title

Dept: **041 DEPARTMENT OF PUBLIC HEALTH**

Fund: **0352 LOCAL HEALTH PROTECTION**

Title	Bg Un	Position	Schd Grade	Step	BPR	No. Positions	No. Months	No. Hours	Filled	Total Vacant	Total
0015	00	SCHEDULE SALARY ADJUST	1	0							13,557
0044	00	FRINGE BENEFITS	1	0							706,615
0302	01	ADMINISTRATIVE ASST II	B	10							0
				1	37,704.00	0					
				10	57,828.00	1			1		57,828
				11	60,600.00	1			1		60,600
			Title 0302 Total:								
						2	0	0	2	0	118,428
1441	20	COORDINATING PLANNER I	3	0	95,832.00	1			1		95,832
2381	03	SANITARIAN II	B	13						1	49,788
				1	49,788.00	1					49,788
				6	63,456.00	1			1		63,456
				7	66,492.00	6			6		398,952
				11	79,992.00	1			1		79,992
			Title 2381 Total:								
						9	0	0	8	1	592,188
3092	10	PROGRAM DIRECTOR	BX	17	66,564.00	1			1		66,564
3130	01	LABORATORY TECHNICIAN	B	11	55,212.00	1			1		55,212
3139	01	CERTIFIED MEDICAL ASST	B	9						1	34,380
				1	34,380.00	1					34,380
				9	50,280.00	0					0
			Title 3139 Total:								
						1	0	0	0	1	34,380
3434	03	COM/D/C/INVESTIGATOR II	B	12							173,484
				6	57,828.00	3			3		173,484
				7	60,600.00	1			1		60,600
				8	63,456.00	2			2		126,912
				9	66,492.00	1			1		66,492
				11	72,936.00	2			2		145,872
			Title 3434 Total:								
						9	0	0	9	0	573,360
3441	03	SUPR DISEASE CNTL INVST	B	14	76,428.00	1			1		76,428
3466	04	PUBLIC HEALTH ADMR II	B	14						1	54,672
				1	54,672.00	1					54,672
				7	72,936.00	0					0
				9	79,992.00	1			1		79,992
			Title 3466 Total:								
						2	0	0	1	1	134,664
3751	37	PUBLIC HEALTH NURSE I	S	4	83,184.00	0					0
3899	10	PROG DEVELOPMENT COORD	BX	14	49,668.00	2			2		99,336
				1	49,668.00	2			2		99,336
			Fund 0352 Total:								
						29	0	0	26	3	2,566,564

293 Manpower By Dept, Fund, Title

Dept: **041 DEPARTMENT OF PUBLIC HEALTH**

Fund: **0382 FEDERAL T.B. CNTL**

Title	Bg Un	Position	Schd Grade	Step	BPR	No. Positions	No. Months	No. Hours	Filled	Total Vacant	Total
0015	00	SCHEDULE SALARY ADJUST	1	0							10,661
0044	00	FRINGE BENEFITS	1	0							403,947
3092	10	PROGRAM DIRECTOR	BX 17	5	76,512.00	1			1		76,512
3139	01	CERTIFIED MEDICAL ASST	B 9	1	34,380.00	0					0
3348	09	MEDICAL DIRECTOR	MX 2	4X	71.29 H	1			1		148,283
3407	04	EPIDEMIOLOGIST III	G 9	8	108,924.00	1			1		108,924
3434	03	COM/D/C/INVESTIGATOR II	B 12	6	57,828.00	1			1		57,828
				8	63,456.00	2			2		126,912
				9	66,492.00	1			1		66,492
				10	69,648.00	1			1		69,648
			Title 3434 Total:			5	0	0	5	0	320,880
3441	03	SUPR DISEASE CNTL INVST	B 14	1	54,672.00	0					0
				5	65,808.00	1			1		65,808
				7	72,936.00	1			1		72,936
			Title 3441 Total:			2	0	0	2	0	138,744
3442	10	REGNL COMMUN DIS INVSTG	BX 15	10	80,916.00	1			1		80,916
3743	03	PUBLIC HEALTH AIDE	B 8	8	43,740.00	1			1		43,740
				9	45,828.00	1			1		45,828
			Title 3743 Total:			2	0	0	2	0	89,568
3752	37	PUBLIC HEALTH NURSE II	S 5	8	91,692.00	1			1		91,692
3753	56	PUBLIC HEALTH NURSE III	SZ 6	1	60,432.00	0					0
Fund 0382 Total:					14 FTE	14	0	0	14	0	1,470,127

293 Manpower By Dept, Fund, Title

Dept: 041 DEPARTMENT OF PUBLIC HEALTH

Fund: 0517 EPIDEMIOLOGY AND LAB CAPACITY

Title	Bg Un	Position	Schd Grade	Step	BPR	No. Positions	No. Months	No. Hours	Filled	Total Vacant	Total	
0015	00	SCHEDULE SALARY ADJUST	1	0							2,213	
0044	00	FRINGE BENEFITS	1	0							156,647	
0832	01	PERSONAL COMPTR OPR II	B 9	1	34,380.00	0					0	
				8	48,048.00	1			1		48,048	
			Title 0832 Total:				1	0	0	1	0	48,048
3408	20	EPIDEMIOLOGIST IV	3	0	103,740.00	1			1		103,740	
3414	04	EPIDEMIOLOGIST II	G 7	1	65,424.00	0					0	
				2	68,616.00	1			1		68,616	
			Title 3414 Total:				1	0	0	1	0	68,616
3467	10	PUBLIC HEALTH ADMR III	BX 16	1	59,796.00	0					0	
3752	37	PUBLIC HEALTH NURSE II	S 5	8	91,692.00	1			1		91,692	
3753	56	PUBLIC HEALTH NURSE III	SZ 6	10	97,224.00	1			1		97,224	
Fund 0517 Total:						5	0	0	5	0	568,180	

293 Manpower By Dept, Fund, Title

Dept: 041 DEPARTMENT OF PUBLIC HEALTH

Fund: 0562 AIDS-CARE ACT

Title	Bg Un	Position	Schd Grade	Step	BPR	No. Positions	No. Months	No. Hours	Filled	Total Vacant	Total
0015	00	SCHEDULE SALARY ADJUST	1	0							22,442
0044	00	FRINGE BENEFITS	1	0							854,811
0302	01	ADMINISTRATIVE ASST II	B 10	9	55,212.00	1			1		55,212
0303	01	ADMINISTRATIVE ASST III	B 12	1	45,372.00	0					0
0308	01	STAFF ASSISTANT	BZ 13	1	46,152.00	0					0
				7	61,620.00	1			1		61,620
				12	75,240.00	1			1		75,240
				Title 0308 Total:		2	0	0	2	0	136,860
0381	20	DIR ADMINISTRATION II	BX 16	1	59,796.00	1				1	59,796
0383	20	DIR OF ADMIN SERVICES	3 0	0	85,020.00	2			2		170,040
1532	10	CONTR COMPLIANCE COORD	BX 15	7	70,380.00	1			1		70,380
2917	03	PROGRAM AUDITOR III	B 14	1	54,672.00	1				1	54,672
3092	10	PROGRAM DIRECTOR	BX 17	1	63,516.00	2				2	127,032
				4	73,020.00	1			1		73,020
				Title 3092 Total:		3	0	0	1	2	200,052
3139	01	CERTIFIED MEDICAL ASST	B 9	1	34,380.00	2				2	68,760
				7	45,828.00	0					0
				Title 3139 Total:		2	0	0	0	2	68,760
3363	04	PHYSICIAN	M 1	2CB	71.44 H	1			1		148,595
3408	20	EPIDEMIOLOGIST IV	3 0	0	102,024.00	0					0
3411	03	PUBL HLTH NUTRITNST II	G 3	1	44,316.00	0					0
				3	48,828.00	1			1		48,828
				8	62,916.00	1			1		62,916
				Title 3411 Total:		2	0	0	2	0	111,744
3414	04	EPIDEMIOLOGIST II	G 7	8	91,224.00	1			1		91,224
3466	04	PUBLIC HEALTH ADMR II	B 14	1	54,672.00	3				3	164,016
				6	69,648.00	1			1		69,648
				8	76,428.00	0					0
				10	83,832.00	1			1		83,832
				Title 3466 Total:		5	0	0	2	3	317,496
3467	10	PUBLIC HEALTH ADMR III	BX 16	1	59,796.00	1				1	59,796
				2	62,640.00	1			1		62,640
				10	88,812.00	0					0
				Title 3467 Total:		2	0	0	1	1	122,436

293 Manpower By Dept, Fund, Title

Dept: 041 DEPARTMENT OF PUBLIC HEALTH

Fund: 0562 AIDS-CARE ACT

Title	Bg Un	Position	Schd Grade	Step	BPR	No. Positions	No. Months	No. Hours	Filled	Total Vacant	Total		
3534	04	CLINICAL THERAPIST III	G 7	1	65,424.00	0					0		
3548	04	PSYCHOLOGIST	G 8	1	72,156.00	1				1	72,156		
3752	37	PUBLIC HEALTH NURSE II	S 5	8	91,692.00	1			1		91,692		
				10	101,136.00	1			1		101,136		
		Title 3752 Total:					2	0	0	2	0	192,828	
3754	56	PUBLIC HEALTH NURSE IV	SZ 7	1	64,416.00	1				1	64,416		
3763	37	NURSE PRACTITIONER	S 8	1	78,372.00	1				1	78,372		
				8	111,576.00	0					0		
		Title 3763 Total:					1	0	0	0	1	78,372	
3934	10	SOCIAL WORKER III	GY 6	8	73,584.00	1				1	73,584		
9679	09	DEPUTY COMMISSIONER	1 0	0	145,008.00	1				1	145,008		
		Fund 0562 Total:				31	FTE	31	0	0	17	14	3,110,884

293 Manpower By Dept, Fund, Title

Dept: 041 DEPARTMENT OF PUBLIC HEALTH

Fund: 0565 REFUGEE HEALTH SUPP

Title	Bg Un	Position	Schd Grade	Step	BPR	No. Positions	No. Months	No. Hours	Filled	Total Vacant	Total
3429	03	CASE MANAGER ASSISTANT	B 11	1	41,364.00	0					0
				7	55,212.00	0					0
				11	66,492.00	0					0
				Title 3429 Total:		0	0	0	0	0	0
3466	04	PUBLIC HEALTH ADMR II	B 14	1	54,672.00	0					0
3743	03	PUBLIC HEALTH AIDE	B 8	1	31,308.00	0					0
				7	41,784.00	0					0
				Title 3743 Total:		0	0	0	0	0	0
3751	37	PUBLIC HEALTH NURSE I	S 4	1	58,476.00	0					0
		Fund 0565 Total:				0	0	0	0	0	0

293 Manpower By Dept, Fund, Title

Dept: 041 DEPARTMENT OF PUBLIC HEALTH

Fund: 0566 WIC

Title	Bg Un	Position	Schd Grade	Step	BPR	No. Positions	No. Months	No. Hours	Filled	Total Vacant	Total
0015	00	SCHEDULE SALARY ADJUST	1	0							17,361
0044	00	FRINGE BENEFITS	1	0							1,033,828
0303	01	ADMINISTRATIVE ASST III	B 12	1	45,372.00	1				1	45,372
0430	01	CLERK III	B 8	1	31,308.00	1				1	31,308
				8	43,740.00	0					0
				10	48,048.00	2			2		96,096
				11	50,280.00	2			2		100,560
				12	52,740.00	2			2		105,480
				Title 0430 Total:		7	0	0	6	1	333,444
0832	01	PERSONAL COMPTR OPR II	B 9	11	55,212.00	1			1		55,212
1342	01	SR PERSONNEL ASSISTANT	B 12	1	45,372.00	0					0
3409	03	NUTRITION TECHNICIAN	B 9	1	34,380.00	4				4	137,520
				12	57,828.00	5			5		289,140
				Title 3409 Total:		9	0	0	5	4	426,660
3410	03	PUBL HLTH NUTRITNST I	G 2	8	57,060.00	3			3		171,180
3411	03	PUBL HLTH NUTRITNST II	G 3	8	62,916.00	11			11		692,076
3412	10	PUBL HLTH NUTRITNST III	GY 5	1	48,888.00	4				4	195,552
				8	67,308.00	6			6		403,848
				Title 3412 Total:		10	0	0	6	4	599,400
3413	10	REGIONAL NUTRITN COORD	GY 7	1	59,436.00	2				2	118,872
				8	80,256.00	1			1		80,256
				Title 3413 Total:		3	0	0	1	2	199,128
3437	20	DIRECTOR OF NUTRITION	3 0	0	89,364.00	1				1	89,364
3743	03	PUBLIC HEALTH AIDE	B 8	8	43,740.00	1			1		43,740
				9	45,828.00	1			1		45,828
				Title 3743 Total:		2	0	0	2	0	89,568
Fund 0566 Total:					48 FTE	48	0	0	35	13	3,752,593

293 Manpower By Dept, Fund, Title

Dept: 041 DEPARTMENT OF PUBLIC HEALTH

Fund: 0567 MCH

Title	Bg Un	Position	Schd Grade	Step	BPR	No. Positions	No. Months	No. Hours	Filled	Total Vacant	Total	
0015	00	SCHEDULE SALARY ADJUST	1	0							20,909	
0044	00	FRINGE BENEFITS	1	0							1,162,736	
0184	04	ACCOUNTING TECH III	B	12	76,428.00	1			1		76,428	
0303	01	ADMINISTRATIVE ASST III	B	12	54,672.00	1			1		54,672	
0313	09	ASSISTANT COMMISSIONER	3	0	101,040.00	1				1	101,040	
0431	01	CLERK IV	B	10	37,704.00	1				1	37,704	
				8	52,740.00	0					0	
				12	63,456.00	1			1		63,456	
		Title 0431 Total:					2	0	0	1	1	101,160
0811	01	EXEC SECRTY I-PER AGMT	B	10	50,280.00	1			1		50,280	
2989	03	GRANTS RESEARCH SPECL	G	7	82,812.00	1			1		82,812	
3139	01	CERTIFIED MEDICAL ASST	B	9	48,048.00	0					0	
3467	10	PUBLIC HEALTH ADMR III	BX	16	59,796.00	1				1	59,796	
3743	03	PUBLIC HEALTH AIDE	B	8	31,308.00	1				1	31,308	
				7	41,784.00	0					0	
				8	43,740.00	1			1		43,740	
				9	45,828.00	3			3		137,484	
		Title 3743 Total:					5	0	0	4	1	212,532
3751	37	PUBLIC HEALTH NURSE I	S	4	58,476.00	1				1	58,476	
				3	64,428.00	0					0	
				7	79,152.00	0					0	
				8	83,184.00	0					0	
				9	87,372.00	1			1		87,372	
				10	91,692.00	1			1		91,692	
		Title 3751 Total:					3	0	0	2	1	237,540
3752	37	PUBLIC HEALTH NURSE II	S	5	64,428.00	3				3	193,284	
				7	87,372.00	1			1		87,372	
				8	91,692.00	4			4		366,768	
				9	96,300.00	7			7		674,100	
				10	101,136.00	1			1		101,136	
		Title 3752 Total:					16	0	0	13	3	1,422,660
3753	56	PUBLIC HEALTH NURSE III	SZ	6	60,432.00	0					0	
				9	92,544.00	2			2		185,088	
				10	97,224.00	2			2		194,448	
		Title 3753 Total:					4	0	0	4	0	379,536
3757	30	PUBL HLTH NURSE IV-EXCL	SY	7	66,348.00	1				1	66,348	

293 Manpower By Dept, Fund, Title

Dept: 041 DEPARTMENT OF PUBLIC HEALTH

Fund: 0567 MCH

Title	Bg Un	Position	Schd Grade	Step	BPR	No. Positions	No. Months	No. Hours	Filled	Total Vacant	Total			
3934	10	SOCIAL WORKER III	GY 6	2	56,592.00	2			2		113,184			
Fund 0567 Total:						39	FTE		39	0	0	30	9	4,141,633

293 Manpower By Dept, Fund, Title

Dept: 041 DEPARTMENT OF PUBLIC HEALTH

Fund: 0578 HOPWA/HUD

Title	Bg Un	Position	Schd Grade	Step	BPR	No. Positions	No. Months	No. Hours	Filled	Total Vacant	Total	
0015	00	SCHEDULE SALARY ADJUST	1	0							1,941	
0044	00	FRINGE BENEFITS	1	0							134,795	
1532	10	CONTR COMPLIANCE COORD	BX 15	1	54,492.00	0					0	
2915	01	PROGRAM AUDITOR II	B 13	7	66,492.00	1			1		66,492	
3092	10	PROGRAM DIRECTOR	BX 17	7	84,780.00	1			1		84,780	
3466	04	PUBLIC HEALTH ADMR II	B 14	1	54,672.00	1				1	54,672	
				9A	83,640.00	1			1		83,640	
		Title 3466 Total:					2	0	0	1	1	138,312
3467	10	PUBLIC HEALTH ADMR III	BX 16	2	62,640.00	1			1		62,640	
Fund 0578 Total:						5	0	0	4	1	488,960	

293 Manpower By Dept, Fund, Title

Dept: 041 DEPARTMENT OF PUBLIC HEALTH

Fund: 0595 MENTAL HEALTH

Title	Bg Un	Position	Schd Grade	Step	BPR	No. Positions	No. Months	No. Hours	Filled	Total Vacant	Total	
0015	00	SCHEDULE SALARY ADJUST	1	0							8,198	
0044	00	FRINGE BENEFITS	1	0							708,437	
0303	01	ADMINISTRATIVE ASST III	B	12	9	66,492.00	1		1		66,492	
0383	20	DIR OF ADMIN SERVICES	3	0	0	102,060.00	1		1		102,060	
1770	01	PROGRAM COORDINATOR	B	12	7	60,600.00	1		1		60,600	
3348	09	MEDICAL DIRECTOR	MX	2	2N	56.51 H	1			1	117,541	
3384	09	PSYCHIATRIST	MX	2	5	87.73 H	0	1,852			162,476	
3533	04	CLINICAL THERAPIST II	G	5	1	53,808.00	0				0	
3534	04	CLINICAL THERAPIST III	G	7	1	65,424.00	0				0	
					6	82,812.00	1		1		82,812	
					8	91,224.00	7		7		638,568	
					Title 3534 Total:		8	0	0	8	0	721,380
3548	04	PSYCHOLOGIST	G	8	7	94,452.00	1		1		94,452	
					8	99,648.00	1		1		99,648	
					Title 3548 Total:		2	0	0	2	0	194,100
3566	01	BEHAVIORAL HEALTH ASST	B	10	1	37,704.00	0				0	
					4	43,320.00	1		1		43,320	
					9	55,212.00	3		3		165,636	
					10	57,828.00	1		1		57,828	
					12	63,456.00	1		1		63,456	
					Title 3566 Total:		6	0	0	6	0	330,240
3574	03	SOCIAL WORK ASSISTANT	B	11	1	41,364.00	0				0	
3754	56	PUBLIC HEALTH NURSE IV	SZ	7	8	94,836.00	0				0	
					9	96,264.00	1		1		96,264	
					Title 3754 Total:		1	0	0	1	0	96,264
Fund 0595 Total:					22 FTE		21	0	1,852	20	1	2,567,788

293 Manpower By Dept, Fund, Title

Dept: 041 DEPARTMENT OF PUBLIC HEALTH

Fund: 0648 SPECIAL DEPOSITS

Title	Bg Un	Position	Schd Grade	Step	BPR	No. Positions	No. Months	No. Hours	Filled	Total Vacant	Total
0015	00	SCHEDULE SALARY ADJUST	1	0							3,201
0044	00	FRINGE BENEFITS	1	0							55,825
2077	03	SR ENVIRONMENTAL INSPTR	B 14	7	72,936.00	2			2		145,872
Fund 0648 Total:						2	0	0	2	0	204,898

293 Manpower By Dept, Fund, Title

Dept: **041 DEPARTMENT OF PUBLIC HEALTH**
 Fund: **0799 HEALTH - PUBLIC HEALTH PROGRAMS**

Title	Bg Un	Position	Schd Grade	Step	BPR	No. Positions	No. Months	No. Hours	Filled	Total Vacant	Total		
0015	00	SCHEDULE SALARY ADJUST	1	0							5,325		
0044	00	FRINGE BENEFITS	1	0							258,662		
0302	01	ADMINISTRATIVE ASST II	B 10	12	63,456.00	1			1		63,456		
0313	09	ASSISTANT COMMISSIONER	3 0	0	93,912.00	1				1	93,912		
2381	03	SANITARIAN II	B 13	2	52,200.00	1			1		52,200		
				7	66,492.00	1			1		66,492		
Title 2381 Total:						2	0	0	2	0	118,692		
2391	03	HLTH CODE ENF INSP ANLS	B 13	10	76,428.00	1			1		76,428		
3465	04	PUBLIC HEALTH ADMR I	B 12	1	45,372.00	1				1	45,372		
				7	60,600.00	0					0		
Title 3465 Total:						1	0	0	0	1	45,372		
3466	04	PUBLIC HEALTH ADMR II	B 14	1	54,672.00	1				1	54,672		
				6	69,648.00	1			1		69,648		
				8	76,428.00	1			1		76,428		
Title 3466 Total:						3	0	0	2	1	200,748		
3467	10	PUBLIC HEALTH ADMR III	BX 16	7	77,280.00	1			1		77,280		
Fund 0799 Total:						10	FTE	10	0	0	7	3	939,875

293 Manpower By Dept, Fund, Title

Dept: 041 DEPARTMENT OF PUBLIC HEALTH

Fund: 0847 DOH BIOTERRORISM GRANT PGM

Title	Bg Un	Position	Schd Grade	Step	BPR	No. Positions	No. Months	No. Hours	Filled	Total Vacant	Total	
0015	00	SCHEDULE SALARY ADJUST	1	0							24,156	
0044	00	FRINGE BENEFITS	1	0							1,680,303	
0193	04	AUDITOR III	G	7	8	91,224.00	1		1		91,224	
0302	01	ADMINISTRATIVE ASST II	B	10	12	63,456.00	1		1		63,456	
0303	01	ADMINISTRATIVE ASST III	B	12	1	45,372.00	1			1	45,372	
				8		63,456.00	1		1		63,456	
				10		69,648.00	1		1		69,648	
				12		76,428.00	2		2		152,856	
			Title 0303 Total:				5	0	0	4	1	331,332
0310	00	PROJECT MANAGER	3	0	0	82,404.00	1		1		82,404	
				0		89,904.00	1		1		89,904	
				0		105,000.00	1			1	105,000	
			Title 0310 Total:				3	0	0	2	1	277,308
0311	09	PROJECTS ADMINISTRATOR	3	0	0	76,020.00	1			1	76,020	
				0		76,932.00	1		1		76,932	
				0		76,980.00	1		1		76,980	
				0		101,700.00	1		1		101,700	
				0		102,000.00	1		1		102,000	
				0		102,852.00	1		1		102,852	
				0		112,692.00	1		1		112,692	
			Title 0311 Total:				7	0	0	6	1	649,176
0313	09	ASSISTANT COMMISSIONER	3	0	0	101,460.00	1		1		101,460	
0665	01	SR DATA ENTRY OPERATOR	B	9	9	50,280.00	1		1		50,280	
				12		57,828.00	1		1		57,828	
			Title 0665 Total:				2	0	0	2	0	108,108
0703	01	PUBLIC RELATION REP III	B	14	1	54,672.00	1			1	54,672	
1359	01	TRAINING OFFICER	B	14	4	62,832.00	1		1		62,832	
1730	01	PROGRAM ANALYST	B	14	1	54,672.00	1			1	54,672	
1817	01	HEAD STOREKEEPER	B	10	1	37,704.00	2			2	75,408	
2381	03	SANITARIAN II	B	13	5	59,976.00	1		1		59,976	
				6		63,456.00	1		1		63,456	
				7		66,492.00	1		1		66,492	
			Title 2381 Total:				3	0	0	3	0	189,924
2901	20	DIR PLANG-RESEARCH-DEVL	3	0	0	85,020.00	1		1		85,020	
2989	03	GRANTS RESEARCH SPECL	G	7	2	68,616.00	1		1		68,616	

293 Manpower By Dept, Fund, Title

Dept: **041 DEPARTMENT OF PUBLIC HEALTH**

Fund: **0847 DOH BIOTERRORISM GRANT PGM**

Title	Bg Un	Position	Schd Grade	Step	BPR	No. Positions	No. Months	No. Hours	Filled	Total Vacant	Total
3091	10	ASST PROGRAM DIRECTOR	BX 14	12	80,916.00	1			1		80,916
3092	10	PROGRAM DIRECTOR	BX 17	7	84,780.00	1			1		84,780
3348	09	MEDICAL DIRECTOR	MX 2	4X	71.29 H	2			2		296,566
3401	00	MGR QUALITY ASSURANCE	3 0	0	85,872.00	1				1	85,872
3408	20	EPIDEMIOLOGIST IV	3 0	0	90,696.00	1			1		90,696
3414	04	EPIDEMIOLOGIST II	G 7	5	79,212.00	1			1		79,212
				8	91,224.00	2			2		182,448
				Title 3414 Total:		3	0	0	3	0	261,660
3434	03	COM/D/C/INVESTIGATOR II	B 12	7	60,600.00	1			1		60,600
3442	10	REGNL COMMUN DIS INVSTG	BX 15	8	73,752.00	1			1		73,752
3465	04	PUBLIC HEALTH ADMR I	B 12	6	57,828.00	1			1		57,828
3466	04	PUBLIC HEALTH ADMR II	B 14	4	62,832.00	1			1		62,832
				6	69,648.00	1			1		69,648
				Title 3466 Total:		2	0	0	2	0	132,480
3548	04	PSYCHOLOGIST	G 8	7	94,452.00	1			1		94,452
3754	56	PUBLIC HEALTH NURSE IV	SZ 7	9	96,264.00	1			1		96,264
				10	101,076.00	1			1		101,076
				Title 3754 Total:		2	0	0	2	0	197,340
7024	10	COORD MAINTENANCE REPR	BX 14	1	49,668.00	1				1	49,668
8620	10	SR EMERGENCY MGMT COORD	BX 16	1	59,796.00	2				2	119,592
				2	62,640.00	1			1		62,640
				4	66,564.00	1			1		66,564
				5	69,684.00	1			1		69,684
				Title 8620 Total:		5	0	0	3	2	318,480
8621	10	MGR EMERGENCY MGMT SVCS	3 0	0	88,812.00	1			1		88,812
9679	09	DEPUTY COMMISSIONER	1 0	0	123,288.00	1			1		123,288
		Fund 0847 Total:			55 FTE	55	0	0	44	11	6,014,857

293 Manpower By Dept, Fund, Title

Dept: 041 DEPARTMENT OF PUBLIC HEALTH

Fund: 0863 ENVIRONMENTAL STATE

Title	Bg Un	Position	Schd Grade	Step	BPR	No. Positions	No. Months	No. Hours	Filled	Total Vacant	Total
0044	00	FRINGE BENEFITS	1	0							28,225
0311	09	PROJECTS ADMINISTRATOR	3	0	73,752.00	1				1	73,752
Fund 0863 Total:					1 FTE	1	0	0	0	1	101,977

293 Manpower By Dept, Fund, Title

Dept: 041 DEPARTMENT OF PUBLIC HEALTH

Fund: 0H01 CDC

Title	Bg Un	Position	Schd Grade	Step	BPR	No. Positions	No. Months	No. Hours	Filled	Total Vacant	Total
0044	00	FRINGE BENEFITS	1	0							45,901
0404	09	STUDENT INTERN	4	0	10.00 H	0		420			4,200
9679	09	DEPUTY COMMISSIONER	1	0	115,740.00	1			1		115,740
Fund 0H01 Total:					1 FTE	1	0	420	1	0	165,841

293 Manpower By Dept, Fund, Title

Dept: 041 DEPARTMENT OF PUBLIC HEALTH
 Fund: 0H05 HEALTH SERVICES PROGRAM INCOME

Title	Bg Un	Position	Schd Grade	Step	BPR	No. Positions	No. Months	No. Hours	Filled	Total Vacant	Total
0015	00	SCHEDULE SALARY ADJUST	1	0							25,121
0044	00	FRINGE BENEFITS	1	0							1,631,209
0303	01	ADMINISTRATIVE ASST III	B 12	1	45,372.00	1				1	45,372
				12	76,428.00	1			1		76,428
				Title 0303 Total:		2	0	0	1	1	121,800
0308	01	STAFF ASSISTANT	BZ 13	1	46,152.00	1				1	46,152
				7	61,620.00	1			1		61,620
				8	64,548.00	1			1		64,548
				10	68,580.00	1			1		68,580
				12	75,240.00	0					0
				Title 0308 Total:		4	0	0	3	1	240,900
0309	20	COORD SPECIAL PROJECTS	BX 16	1	59,796.00	1				1	59,796
0311	09	PROJECTS ADMINISTRATOR	3 0	0	95,808.00	1			1		95,808
0365	00	PERSONAL ASSISTANT	3 0	0	53,004.00	1			1		53,004
0383	20	DIR OF ADMIN SERVICES	3 0	0	83,940.00	1			1		83,940
0430	01	CLERK III	B 8	8	43,740.00	0					0
0431	01	CLERK IV	B 10	1	37,704.00	1				1	37,704
0665	01	SR DATA ENTRY OPERATOR	B 9	11	55,212.00	1			1		55,212
				12	57,828.00	1			1		57,828
				Title 0665 Total:		2	0	0	2	0	113,040
0702	01	PUBLIC RELATION REP II	B 13	1	49,788.00	1				1	49,788
1342	01	SR PERSONNEL ASSISTANT	B 12	3	49,788.00	1			1		49,788
1441	20	COORDINATING PLANNER I	3 0	0	97,728.00	1			1		97,728
1482	01	CONTRACT REVIEW SPEC II	B 13	11	79,992.00	1			1		79,992
1646	00	ATTORNEY	3 0	0	85,020.00	1			1		85,020
1770	01	PROGRAM COORDINATOR	B 12	8	63,456.00	1			1		63,456
2905	04	COORD GRANTS MANAGEMENT	B 14	9	79,992.00	1			1		79,992
3092	10	PROGRAM DIRECTOR	BX 17	7	84,780.00	1			1		84,780
3130	01	LABORATORY TECHNICIAN	B 11	10	63,456.00	1			1		63,456
3139	01	CERTIFIED MEDICAL ASST	B 9	1	34,380.00	0					0
				6	43,740.00	0					0
				8	48,048.00	0					0
				Title 3139 Total:		0	0	0	0	0	0

293 Manpower By Dept, Fund, Title

Dept: **041 DEPARTMENT OF PUBLIC HEALTH**
 Fund: **0H05 HEALTH SERVICES PROGRAM INCOME**

Title	Bg Un	Position	Schd Grade	Step	BPR	No. Positions	No. Months	No. Hours	Filled	Total Vacant	Total
3169	03	MED X-RAY TECHNOLOGIST	B 12	1	45,372.00	0					0
				5	54,672.00	2			2		109,344
				6	57,828.00	1			1		57,828
				Title 3169 Total:		3	0	0	3	0	167,172
3170	00	DIR MEDICAL X-RAY SVCS	3 0	0	76,512.00	1			1		76,512
3203	04	DENTIST	M 1	1	52.46 H	0		1,820			95,477
3213	03	DENTAL ASSISTANT	B 10	7	50,280.00	1			1		50,280
				8	52,740.00	1			1		52,740
				Title 3213 Total:		2	0	0	2	0	103,020
3363	04	PHYSICIAN	M 1	3N	69.05 H	0		1,820			125,671
3366	09	SUPERVISING PHYSICIAN	MX 2	3CA	66.09 H	0		1,820			120,284
3384	09	PSYCHIATRIST	MX 2	5	87.73 H	0		3,800			333,374
3434	03	COM/D/C/INVESTIGATOR II	B 12	9	66,492.00	1			1		66,492
				12	76,428.00	1			1		76,428
				Title 3434 Total:		2	0	0	2	0	142,920
3466	04	PUBLIC HEALTH ADMR II	B 14	1	54,672.00	0					0
				6	69,648.00	1			1		69,648
				Title 3466 Total:		1	0	0	1	0	69,648
3467	10	PUBLIC HEALTH ADMR III	BX 16	7	77,280.00	1			1		77,280
				9	84,780.00	1			1		84,780
				Title 3467 Total:		2	0	0	2	0	162,060
3533	04	CLINICAL THERAPIST II	G 5	1	53,808.00	0					0
3548	04	PSYCHOLOGIST	G 8	8	99,648.00	2			2		199,296
3563	10	DIR MENTAL HEALTH CTR	BX 17	1	63,516.00	0					0
				9	93,024.00	0					0
				12	106,884.00	0					0
				Title 3563 Total:		0	0	0	0	0	0
3574	03	SOCIAL WORK ASSISTANT	B 11	1	41,364.00	0					0
3743	03	PUBLIC HEALTH AIDE	B 8	1	31,308.00	0					0
				7	41,784.00	0					0
				8	43,740.00	4			4		174,960
				9	45,828.00	2			2		91,656
				Title 3743 Total:		6	0	0	6	0	266,616

293 Manpower By Dept, Fund, Title

Dept: 041 DEPARTMENT OF PUBLIC HEALTH
Fund: 0H05 HEALTH SERVICES PROGRAM INCOME

Table with columns: Title, Bg Un, Position, Schd Grade, Step, BPR, No. Positions, No. Months, No. Hours, Filled, Total Vacant, Total. Rows include various nurse titles (PUBLIC HEALTH NURSE I-IV, NURSE PRACTITIONER) and other roles (COORD MAINTENANCE REPR, DEPUTY COMMISSIONER) with their respective salaries and FTE counts.

293 Manpower By Dept, Fund, Title

Dept: 041 DEPARTMENT OF PUBLIC HEALTH

Fund: 0H06 DIABETES TRANSLATION RESEARCH

Title	Bg Un	Position	Schd Grade	Step	BPR	No. Positions	No. Months	No. Hours	Filled	Total Vacant	Total		
0015	00	SCHEDULE SALARY ADJUST	1	0							1,596		
0044	00	FRINGE BENEFITS	1	0							25,038		
3414	04	EPIDEMIOLOGIST II	G 7	1	65,424.00	1				1	65,424		
Fund 0H06		Total:				1	FTE	1	0	0	0	1	92,058

293 Manpower By Dept, Fund, Title

Dept: **041 DEPARTMENT OF PUBLIC HEALTH**
 Fund: **0H90 CHICAGO-FAMILY CASE MANAGEMENT**

Title	Bg Un	Position	Schd Grade	Step	BPR	No. Positions	No. Months	No. Hours	Filled	Total Vacant	Total
0015	00	SCHEDULE SALARY ADJUST	1	0							11,016
0044	00	FRINGE BENEFITS	1	0							638,294
0308	01	STAFF ASSISTANT	BZ 13	1	46,152.00	2				2	92,304
0665	01	SR DATA ENTRY OPERATOR	B 9	9	50,280.00	1			1		50,280
3429	03	CASE MANAGER ASSISTANT	B 11	1	41,364.00	2				2	82,728
				8	57,828.00	2			2		115,656
				9	60,600.00	4			4		242,400
				10	63,456.00	1			1		63,456
				12	69,648.00	1			1		69,648
				Title 3429 Total:		10	0	0	8	2	573,888
3743	03	PUBLIC HEALTH AIDE	B 8	1	31,308.00	0					0
				7	41,784.00	0					0
				8	43,740.00	1			1		43,740
				Title 3743 Total:		1	0	0	1	0	43,740
3752	37	PUBLIC HEALTH NURSE II	S 5	1	64,428.00	1				1	64,428
				7	87,372.00	1			1		87,372
				8	91,692.00	2			2		183,384
				9	96,300.00	2			2		192,600
				10	101,136.00	1			1		101,136
				Title 3752 Total:		7	0	0	6	1	628,920
3753	56	PUBLIC HEALTH NURSE III	SZ 6	9	90,288.00	0					0
				9	92,544.00	1			1		92,544
				10	97,224.00	1			1		97,224
				Title 3753 Total:		2	0	0	2	0	189,768
3759	00	A/DIR PUBLIC HLTH NRSNG	3 0	0	88,968.00	1			1		88,968
		Fund 0H90 Total:			24 FTE	24	0	0	19	5	2,317,178

293 Manpower By Dept, Fund, Title

Dept: **041 DEPARTMENT OF PUBLIC HEALTH**
Fund: **0H92 TARGETED INTENSIVE PRENATAL CASE**

Title	Bg Un	Position	Schd Grade	Step	BPR	No. Positions	No. Months	No. Hours	Filled	Total Vacant	Total
3752	37	PUBLIC HEALTH NURSE II	S 5	1	64,428.00	0					0
3934	10	SOCIAL WORKER III	GY 6	1	53,844.00	0					0
Fund 0H92 Total:						0	FTE	0	0	0	0

293 Manpower By Dept, Fund, Title

Dept: 041 DEPARTMENT OF PUBLIC HEALTH

Fund: 0H93 HEALTHY FAMILIES ILLINOIS

Title	Bg Un	Position	Schd Grade	Step	BPR	No. Positions	No. Months	No. Hours	Filled	Total Vacant	Total
0015	00	SCHEDULE SALARY ADJUST	1	0							909
0044	00	FRINGE BENEFITS	1	0							29,575
3467	10	PUBLIC HEALTH ADMR III	BX 16	7	77,280.00	1			1		77,280
Fund 0H93 Total:						1	0	0	1	0	107,764

293 Manpower By Dept, Fund, Title

Dept: **041 DEPARTMENT OF PUBLIC HEALTH**

Fund: **0P16 USEPA - FEDERAL**

Title	Bg Un	Position	Schd Grade	Step	BPR	No. Positions	No. Months	No. Hours	Filled	Total Vacant	Total
0044	00	FRINGE BENEFITS	1	0							247,902
0429	01	CLERK II	B 6	1	28,536.00	0					0
				12	48,048.00	1			1		48,048
				Title 0429 Total:		1	0	0	1	0	48,048
2072	10	SUPG ENVIRONMENTAL ENGR	3	0	95,832.00	1			1		95,832
2073	04	ENVIRONMENTAL ENGR III	G	8	99,648.00	1			1		99,648
2074	04	ENVIRONMENTAL ENGR I	G	6	79,212.00	1			1		79,212
2077	03	SR ENVIRONMENTAL INSPTR	B	14	69,648.00	1			1		69,648
				7	72,936.00	1			1		72,936
				Title 2077 Total:		2	0	0	2	0	142,584
2081	04	ENVIRONMENTAL ENGR II	G	7	91,224.00	2			2		182,448
Fund 0P16 Total:						8	0	0	8	0	895,674

293 Manpower By Dept, Fund, Title

Dept: 041 DEPARTMENT OF PUBLIC HEALTH

Fund: 0100 CORPORATE FUND

Title	Bg Un	Position	Schd Grade	Step	BPR	No. Positions	No. Months	No. Hours	Filled	Total Vacant	Total
0012	00	CONTRACT WAGE-PR	1	0							4,157
0015	00	SCHEDULE SALARY ADJUST	1	0							54,052
0189	01	ACCOUNTING TECHNICIAN I	B 10	12	63,456.00	1			1		63,456
0190	01	ACCOUNTING TECH II	B 11	12	69,648.00	1			1		69,648
0303	01	ADMINISTRATIVE ASST III	B 12	10	69,648.00	2			2		139,296
				12	76,428.00	3			3		229,284
				Title 0303 Total:		5	0	0	5	0	368,580
0309	20	COORD SPECIAL PROJECTS	BX 16	10	88,812.00	1			1		88,812
0313	09	ASSISTANT COMMISSIONER	3 0	0	97,728.00	1				1	97,728
				0	104,772.00	0					0
				Title 0313 Total:		1	0	0	0	1	97,728
0314	10	SUPVR PRGM REVW & AUDIT	BX 17	1	63,516.00	1				1	63,516
0318	20	ASST T/T COMMISSIONER	BX 14	12	80,916.00	1			1		80,916
0366	20	STAFF ASST-EXCLUDED	BX 13	12	73,752.00	1			1		73,752
0378	10	ADMINISTRATIVE SUPVR	BX 13	1	45,240.00	0					0
				7	60,408.00	0					0
				8	63,276.00	0					0
				10	67,224.00	1			1		67,224
				12	73,752.00	0					0
				Title 0378 Total:		1	0	0	1	0	67,224
0379	00	DIRECTOR ADMINISTRATION	3 0	0	111,996.00	1			1		111,996
0383	20	DIR OF ADMIN SERVICES	3 0	0	97,416.00	1			1		97,416
0430	01	CLERK III	B 8	1	31,308.00	1				1	31,308
				8	43,740.00	0					0
				12	52,740.00	1			1		52,740
				Title 0430 Total:		2	0	0	1	1	84,048
0431	01	CLERK IV	B 10	1	37,704.00	0					0
				9	55,212.00	0					0
				12	63,456.00	1			1		63,456
				Title 0431 Total:		1	0	0	1	0	63,456
0664	01	DATA ENTRY OPERATOR	B 8	1	31,308.00	0					0
0729	20	INFORMATION COORDINATOR	BX 16	1	59,796.00	1			1		59,796
0743	10	SUPR INFORMATN SERVICE	BX 14	10	73,752.00	1			1		73,752
1179	20	MANAGER OF FINANCE	3 0	0	102,060.00	1			1		102,060

293 Manpower By Dept, Fund, Title

Dept: **041 DEPARTMENT OF PUBLIC HEALTH**

Fund: **0100 CORPORATE FUND**

Title	Bg Un	Position	Schd Grade	Step	BPR	No. Positions	No. Months	No. Hours	Filled	Total Vacant	Total	
1302	20	ADM SERVICES OFFICER II	BX 15	8	73,752.00	1			1		73,752	
1327	20	SUPV PERSONNEL ADM	BX 17	6	80,916.00	1			1		80,916	
1331	20	EMPLOYEE RELATIONS SUPV	BX 17	1	63,516.00	1				1	63,516	
				12	106,884.00	0					0	
			Title 1331 Total:				1	0	0	0	1	63,516
1342	01	SR PERSONNEL ASSISTANT	B 12	5	54,672.00	1			1		54,672	
				7	60,600.00	1			1		60,600	
				12	76,428.00	2			2		152,856	
			Title 1342 Total:				4	0	0	4	0	268,128
1430	00	POLICY ANALYST	3 0	0	49,668.00	1				1	49,668	
1441	20	COORDINATING PLANNER I	3 0	0	97,728.00	2			2		195,456	
1532	10	CONTR COMPLIANCE COORD	BX 15	8	73,752.00	1			1		73,752	
1572	10	CHIEF CONTRACT EXPEDITR	BX 15	9	77,280.00	1			1		77,280	
1646	00	ATTORNEY	3 0	0	82,524.00	1			1		82,524	
1813	01	SENIOR STOREKEEPER	B 8	12	52,740.00	0					0	
1815	01	PRINCIPAL STOREKEEPER	B 9	12	57,828.00	1			1		57,828	
2007	00	ENVIR CONTROL TECH-HRLY	3 0	0	17.16 H	0		492			8,443	
2073	04	ENVIRONMENTAL ENGNR III	G 8	8	99,648.00	2			2		199,296	
2077	03	SR ENVIRONMENTAL INSPTR	B 14	5	65,808.00	1			1		65,808	
2080	10	SUPG ENVIRONMENTAL INSP	BX 15	10	80,916.00	1			1		80,916	
2081	04	ENVIRONMENTAL ENGNR II	G 7	8	91,224.00	1			1		91,224	
2082	10	DIR ENVIRONMENTAL INSP	BX 17	8	88,812.00	1			1		88,812	
2083	03	ENVIR INVESTIGATOR	B 14	1	54,672.00	1				1	54,672	
				5	65,808.00	1			1		65,808	
			Title 2083 Total:				2	0	0	1	1	120,480
2375	00	MGR FOOD PROTECTN SRVS	1 0	0	92,988.00	1			1		92,988	
2377	10	CHIEF SANITARIAN	BX 17	4	73,020.00	1			1		73,020	

293 Manpower By Dept, Fund, Title

Dept: 041 DEPARTMENT OF PUBLIC HEALTH

Fund: 0100 CORPORATE FUND

Title	Bg Un	Position	Schd Grade	Step	BPR	No. Positions	No. Months	No. Hours	Filled	Total Vacant	Total
2381	03	SANITARIAN II	B	13	1	5				5	248,940
					5	1			1		59,976
					6	3			3		190,368
					7	10			10		664,920
					8	0					0
					9	5			5		364,680
					10	3			3		229,284
					11	1			1		79,992
					12	1			1		83,832
					Title 2381 Total:	29	0	0	24	5	1,921,992
2383	10	SUPG SANITARIAN	BX	15	1	1				1	54,492
					5	1			1		63,516
					7	1			1		70,380
					9	1			1		77,280
					10	1			1		80,916
					11	1			1		84,780
					12	3			3		266,436
					Title 2383 Total:	9	0	0	8	1	697,800
2391	03	HLTH CODE ENF INSP ANLS	B	13	1	0					0
2918	10	CHIEF PLANNING ANALYST	GY	7	8	1			1		80,256
2926	10	SUPR GRANTS ADMIN	3	0	0	1			1		80,112
3006	03	UNIT ASSISTANT	B	9	12	1			1		57,828
3127	20	MGR OF LABORATORY SVCS	GY	7	1	1				1	59,436
3130	01	LABORATORY TECHNICIAN	B	11	1	0					0
					7	1			1		55,212
					12	1			1		69,648
					Title 3130 Total:	2	0	0	2	0	124,860
3139	01	CERTIFIED MEDICAL ASST	B	9	1	2				2	68,760
					5	0					0
					6	0					0
					7	0					0
					8	0					0
					9	0					0
					12	1			1		57,828
					Title 3139 Total:	3	0	0	1	2	126,588
3169	03	MED X-RAY TECHNOLOGIST	B	12	1	0					0
					9	1			1		66,492
					Title 3169 Total:	1	0	0	1	0	66,492

293 Manpower By Dept, Fund, Title

Dept: 041 DEPARTMENT OF PUBLIC HEALTH

Fund: 0100 CORPORATE FUND

Title	Bg Un	Position	Schd Grade	Step	BPR	No. Positions	No. Months	No. Hours	Filled	Total Vacant	Total
3348	09	MEDICAL DIRECTOR	MX 2	2N	56.51 H	1				1	117,541
				3CC	69.19 H	2			2		287,830
				Title 3348 Total:		3	0	0	2	1	405,371
3363	04	PHYSICIAN	M 1	2N	64.23 H	0		1,820			116,899
				2CB	71.44 H	0		4,732			338,054
				3NB	73.87 H	0		1,820			134,443
				Title 3363 Total:		0	0	8,372	0	0	589,396
3366	09	SUPERVISING PHYSICIAN	MX 2	4X	71.29 H	0		1,820			129,748
3384	09	PSYCHIATRIST	MX 2	5	87.73 H	1			1		182,478
338D	09	PSYCHIATRIST	MX 2	5	87.73 H	0		1,836			161,072
3402	00	DIR EPIDEMIOGY	3 0	0	111,216.00	1			1		111,216
3407	04	EPIDEMIOLOGIST III	G 9	8	108,924.00	1			1		108,924
3408	20	EPIDEMIOLOGIST IV	3 0	0	94,848.00	1			1		94,848
				0	96,768.00	1			1		96,768
				Title 3408 Total:		2	0	0	2	0	191,616
3412	10	PUBL HLTH NUTRITNST III	GY 5	8	67,308.00	1			1		67,308
3414	04	EPIDEMIOLOGIST II	G 7	8	91,224.00	1			1		91,224
3434	03	COM/D/C/INVESTIGATOR II	B 12	6	57,828.00	2			2		115,656
				7	60,600.00	1			1		60,600
				8	63,456.00	1			1		63,456
				9	66,492.00	1			1		66,492
				12	76,428.00	1			1		76,428
				Title 3434 Total:		6	0	0	6	0	382,632
3465	04	PUBLIC HEALTH ADMR I	B 12	7	60,600.00	1			1		60,600
3466	04	PUBLIC HEALTH ADMR II	B 14	6	69,648.00	1			1		69,648
3467	10	PUBLIC HEALTH ADMR III	BX 16	1	59,796.00	2				2	119,592
				7	77,280.00	1			1		77,280
				Title 3467 Total:		3	0	0	1	2	196,872
3563	10	DIR MENTAL HEALTH CTR	BX 17	1	63,516.00	0					0
				5	76,512.00	1			1		76,512
				9	93,024.00	0					0
				12	106,884.00	2			2		213,768
				Title 3563 Total:		3	0	0	3	0	290,280
3574	03	SOCIAL WORK ASSISTANT	B 11	1	41,364.00	0					0

293 Manpower By Dept, Fund, Title

Dept: 041 DEPARTMENT OF PUBLIC HEALTH

Fund: 0100 CORPORATE FUND

Title	Bg Un	Position	Schd Grade	Step	BPR	No. Positions	No. Months	No. Hours	Filled	Total Vacant	Total
3743	03	PUBLIC HEALTH AIDE	B	8							
				7	41,784.00	0					0
				8	43,740.00	1			1		43,740
				9	45,828.00	1			1		45,828
				Title 3743 Total:		2	0	0	2	0	89,568
3751	37	PUBLIC HEALTH NURSE I	S	4							
				0A	32.12 H	0					0
				1	58,476.00	1				1	58,476
				8	83,184.00	0					0
				9	87,372.00	1			1		87,372
				10	91,692.00	1			1		91,692
				Title 3751 Total:		3	0	0	2	1	237,540
3752	37	PUBLIC HEALTH NURSE II	S	5							
				1	64,428.00	0					0
				7	87,372.00	0					0
				8	91,692.00	2			2		183,384
				9	96,300.00	1			1		96,300
				10	101,136.00	4			4		404,544
				Title 3752 Total:		7	0	0	7	0	684,228
3753	56	PUBLIC HEALTH NURSE III	SZ	6							
				1	60,432.00	0					0
				10	97,224.00	3			3		291,672
				Title 3753 Total:		3	0	0	3	0	291,672
3754	56	PUBLIC HEALTH NURSE IV	SZ	7							
				1	66,672.00	0					0
3763	37	NURSE PRACTITIONER	S	8							
				1	78,372.00	0					0
				8	111,576.00	2			2		223,152
				9	117,168.00	1			1		117,168
				Title 3763 Total:		3	0	0	3	0	340,320
3899	10	PROG DEVELOPMENT COORD	BX	14							
				6	63,276.00	1			1		63,276
7132	08	MOBILE UNIT OPERATOR	2	0							
				1	21.53 H	1				1	44,782
7183	08	MOTOR TRUCK DRIVER	2	0							
				1	33.85 H	3			2	1	211,224
9660	09	FIRST DEPUTY COMMR	1	0							
				0	134,820.00	1			1		134,820
9679	09	DEPUTY COMMISSIONER	1	0							
				0	115,740.00	1			1		115,740
				0	116,904.00	1			1		116,904
				0	118,080.00	1			1		118,080
				0	143,844.00	1				1	143,844
				Title 9679 Total:		4	0	0	3	1	494,568
9941	09	COMMISSIONER OF HEALTH	1	0							
				0	177,156.00	1			1		177,156
Fund 0100 Total:					152 FTE	146	0	12,520	124	22	12,491,075
Report Total:					733 FTE	720	0	26,052	605	115	70,537,649

MEMORANDUM

To: The Honorable Carrie M. Austin
Chairman, Committee on the Budget and Government Operations

From: Dr. Bechara Choucair
Commissioner
Chicago Department of Public Health

CC: Maria Guerra
Mayor's Office of Legislative Counsel and Government Affairs

Date: October 30, 2012

Re: Request for Information from Annual Appropriation Committee Hearing

ID: 107

The attached information is in response to questions posed at our department's hearing on October 23, 2012 to discuss the 2013 budget.

Alderman Thomas asked for a list of CDPH's delegate agencies.

Please see the attachment which shows all 135 delegate agencies.

As always, please let me know if you have any further questions.

Department Name: Chicago Department of Public Health (CDPH)

Service Provider	PO	Program	Address	City	Zip Code	Ward	Type of Service	Population Served	Amount	Contract term
Access Community Health Network	25369	CDBG	222 North Canal Street	Chicago	60606	3	HIV Prevention	AA HRHY Ages 13-24	\$ 67,500	1-1-12 to 12-31-12
Alexian Brothers - Bonaventure	25342	CDBG	825 West Wellington Avenue	Chicago	60657	44	HIV Housing	Low income individuals & families living with HIV/AIDS that are homeless or in imminent danger of becoming homeless	\$ 40,500	1-1-12 to 12-31-12
Asian Human Services	25359	CDBG	4753 North Broadway, Suite 700	Chicago	60640	48	Violence Prevention	Predominantly Asian Parents	\$ 29,722	1-1-12 to 12-31-12
Catholic Bishop of Chicago St. Pius Center on Halsted	25360	CDBG	1919 South Ashland Avenue	Chicago	60608	25	Violence Prevention	Hispanic Parents	\$ 27,665	1-1-12 to 12-31-12
Center on Halsted	25371	CDBG	3636 North Halsted	Chicago	60613	40	HIV Prevention	YMSM Ages 13-24	\$ 67,500	1-1-12 to 12-31-12
Chicago House and Social Services	25343	CDBG	1925 North Clybourn, Suite 401	Chicago	60614	32	HIV Housing	Low income individuals & families living with HIV/AIDS that are homeless or in imminent danger of becoming homeless	\$ 107,396	1-1-12 to 12-31-12
Chicago Youth Program	25361	CDBG	5350 South Prairie Avenue	Chicago	60615	3	Violence Prevention	African American Youth & Parents	\$ 33,437	1-1-12 to 12-31-12
Christian Community Health Center	25366	CDBG	9718 South Halsted	Chicago	60629	21	Primary Healthcare	Homeless	\$ 47,120	1-1-12 to 12-31-12
Heartland Human Care Services	25356	CDBG	208 South LaSalle, Suite 1818	Chicago	60604	47	HIV Housing	Low income individuals & families living with HIV/AIDS that are homeless or in imminent danger of becoming homeless	\$ 51,300	1-1-12 to 12-31-12
Heartland Human Care Services	25340	CDBG	208 South LaSalle, Suite 1818	Chicago	60604	47	Violence Prevention	Predominantly Hispanic Parents	\$ 28,080	1-1-12 to 12-31-12
Howard Brown Health Center	25370	CDBG	4025 North Sheridan Road	Chicago	60613	46	HIV Prevention	Homeless LGBT Ages 12-24	\$ 67,500	1-1-12 to 12-31-12
McDermott Center dba Haymarket Center	25365	CDBG	932 West Washington Boulevard	Chicago	60607	27	Primary Healthcare	Homeless	\$ 49,738	1-1-12 to 12-31-12
The Night Ministry	25372	CDBG	4711 North Ravenswood	Chicago	60644	47	HIV Prevention	Homeless Age 13+	\$ 67,500	1-1-12 to 12-31-12
South East Asia Center	25362	CDBG	1134 West Ainslie	Chicago	60640	48	Violence Prevention	Predominantly Asian Parents	\$ 253,622	1-1-12 to 12-31-12
South Side Help Center	25341	CDBG	10420 South Halsted Street	Chicago	60628	34	Violence Prevention	African American Youth	\$ 47,001	1-1-12 to 12-31-12
Taproots, Inc.	25363	CDBG	2718 West Adams Street, 2nd Floor	Chicago	60612	2	Violence Prevention	African American Parents	\$ 41,605	1-1-12 to 12-31-12
Taskforce Prevention	25635	CDBG	9 North Cicero	Chicago	60644	25	HIV Prevention	African Americans Ages 13-24	\$ 67,500	1-1-12 to 12-31-12
The Children's Place Association	25344	CDBG	1436 West Randolph, 5th Floor	Chicago	60607	27	HIV Housing	Low income individuals & families living with HIV/AIDS that are homeless or in imminent danger of becoming homeless	\$ 51,300	1-1-12 to 12-31-12
Unity Parenting and Counseling	25364	CDBG	600 West Cermak Road, Suite 300	Chicago	60616	25	Violence Prevention	Predominantly African American Parents	\$ 64,800	1-1-12 to 12-31-12
Unity Parenting and Counseling	25358	CDBG	600 West Cermak Road, Suite 300	Chicago	60616	25	HIV Housing	Low income individuals & families living with HIV/AIDS that are homeless or in imminent danger of becoming homeless	\$ 40,913	1-1-12 to 12-31-12
Universal Family Connection	25373	CDBG	1350 West 103rd	Chicago	60643	21	HIV Prevention	55 AA HRHF Ages 13-24	\$ 67,500	1-1-12 to 12-31-12
Collaborative Healthcare Urgency Group (CHUG)	24085	Emergency Preparedness	2250 East Devon, Unit 124	Des Plaines	60018	All	Technical assistance to long-term care facilities for emergency preparedness planning, training & exercises	Long-term care facilities throughout the City and their residents	\$ 200,000	8-29-11 to 6-30-12

Department Name: Chicago Department of Public Health (CDPH)

Service Provider	PO	Program	Address	City	Zip Code	Ward	Type of Service	Population Served	Amount	Contract term
Metropolitan Chicago Healthcare Council (MCHC)	25008	Emergency Preparedness	222 South Riverside Plaza	Chicago	60608	2	Healthcare system preparedness and capability development	Hospitals & healthcare providers throughout Chicago	\$ 2,890,156	8-29-11 to 6-30-12
Aunt Martha's Youth Service Center	25998	FQHC	19990 Govenors Highway	Olympia Fie	60461	N/A	Adult Primary Care	Uninsured Residents	\$ 220,574	7-1-12 to 12-31-12
Chicago Family Health Center	25997	FQHC	9119 South Exchange Avenue	Chicago	60617	10	Peds and Women's Primary Care	Uninsured Residents	\$ 178,664	7-1-12 to 12-31-12
Circle Family Health Care Network	26321	FQHC	5002 West Madison Street	Chicago	60644	28	Peds and Women's Primary Care	Uninsured Residents	\$ 485,634	7-9-12 to 12-31-12
Erie Family Health Center	25995	FQHC	1701 West Superior	Chicago	60622	1	Adult, Peds, and Women's Primary Care	Uninsured Residents	\$ 1,253,325	7-1-12 to 12-31-12
Heartland International Health Center	26599	FQHC	3048 North Wilton Avenue, 2nd Floor	Chicago	60657	44	Adult and Women's Health	Uninsured Residents	\$ 1,047,735	7-1-12 to 12-31-12
Mercy Family Health Center	26630	FQHC	2525 South Michigan Avenue	Chicago	60616	2	Adult, Peds, and Women's Primary Care	Uninsured Residents	\$ 1,034,408	7-1-12 to 12-31-12
UIC - Mile Square	26777	FQHC	2045 West Washington	Chicago	60612	2	Adult, Peds, and Women's Primary Care	Uninsured Residents	\$ 525,200	7-1-12 to 12-31-12
Access Community Health Network	25885	HIV Prevention	222 N. Canal Street	Chicago	60606	3	Prevention/Education/Testing	Youth AA MSM - C	\$ 274,444	1-1-11 to 12-31-13
Advocate Health & Hospital dba Advocate Trinity Hospital	25977	HIV Prevention	2320 E. 93rd Street	Chicago	60617	7	Prevention/Education/Testing	Youth AA HRH (f) - C	\$ 100,000	1-1-11 to 12-31-13
Asian Human Services	25886	HIV Prevention	4753 N. Broadway, Suite 700	Chicago	60640	48	Prevention/Education/Testing	NE/NS - CW	\$ 124,940	1-1-11 to 12-31-13
Center on Halsted	25887	HIV Prevention	3636 N. Halsted	Chicago	60613	40	Prevention/Education/Testing	Adult White MSM - A	\$ 390,109	1-1-11 to 12-31-13
Chicago House and Social Services	25888	HIV Prevention	1925 N. Clybourn Ave., Suite 401	Chicago	60614	32	Prevention/Education	Adult PWP - A	\$ 100,000	1-1-11 to 12-31-13
Chicago Recovery Alliance	25889	HIV Prevention	3110 W. Taylor	Chicago	60612	42	Needle Exchange/Prevention/Education	IDU - CW	\$ 347,652	1-1-11 to 12-31-13
Chicago Women's AIDS Project	25890	HIV Prevention	2317 E. 71st Street	Chicago	60649	48	Prevention/Education/Testing	Adult PWP - CW	\$ 137,500	1-1-11 to 12-31-13
Children's Memorial Hospital	25891	HIV Prevention	225 E. Chicago Avenue	Chicago	60611	44	Prevention/Education/Testing	Youth PWP - A	\$ 237,500	1-1-11 to 12-31-13
Heartland Health Outreach	25892	HIV Prevention	208 S. LaSalle, Suite 1818	Chicago	60604	3	Prevention/Education/Testing	Community Level Intervention	\$ 163,319	1-1-11 to 12-31-13
Hektoen Institute, LLC /Cermak	25925	HIV Prevention	2240 W. Ogden Ave., Floor 2	Chicago	60612	12	Prevention/Education/Testing	Adult PWP - B	\$ 190,000	1-1-11 to 12-31-13
Hektoen Institute, LLC/CORE	25894	HIV Prevention	2240 W. Ogden Ave., Floor 2	Chicago	60612	2	Prevention/Education/Testing	Adult PWP - B	\$ 473,090	1-1-11 to 12-31-13
Hektoen Institute, LLC/Project VIDA	25929	HIV Prevention	2240 W. Ogden Ave., Floor 2	Chicago	60612	22	Prevention/Education/Testing	Youth MSM - A	\$ 267,500	1-1-11 to 12-31-13
Hektoen Institute, LLC/ Provident	25916	HIV Prevention	2240 W. Ogden Ave., Floor 2	Chicago	60612	4	Prevention/Education/Testing	Adult AA HRH - C	\$ 100,000	1-1-11 to 12-31-13
Hektoen Institute, LLC/ Stroger	25915	HIV Prevention	2240 W. Ogden Ave., Floor 2	Chicago	60612	27	Prevention/Education/Testing	Post Incarcerated - CW	\$ 70,000	1-1-11 to 12-31-13
Howard Brown Health Center	25924	HIV Prevention	4025 N. Sheridan Rd.	Chicago	60613	46	Prevention/Education/Testing	Adult White MSM - A	\$ 337,500	1-1-11 to 12-31-13
Lester & Rosalie Anixter Center - CALOR	25921	HIV Prevention	2001 N. Clybourn, 3rd Floor	Chicago	60614	31	Prevention/Education/Testing	Adult Hispanic MSM - B	\$ 152,169	1-1-11 to 12-31-13
McDermott Center dba Haymarket Center	25920	HIV Prevention	932 W. Washington Blvd.	Chicago	60607	27	Prevention/Education/Testing	Adult AA MSM - A	\$ 190,000	1-1-11 to 12-31-13
Mount Sinai Hospital	25919	HIV Prevention	1500 S. California	Chicago	60608	12	Prevention/Education/Testing	Youth PWP - B	\$ 147,045	1-1-11 to 12-31-13
Public Health Institute/CBGMC	25913	HIV Prevention	180 N. Michigan Ave., #2110	Chicago	60601	42	Prevention/Education/Testing	Community Level Intervention	\$ 150,928	1-1-11 to 12-31-13
Puerto Rican Cultural Center/ VIDA SIDA	25918	HIV Prevention	2739 W. Division	Chicago	60622	26	Prevention/Education/Testing	Adult Hispanic MSM - A	\$ 167,500	1-1-11 to 12-31-13
South Side Help Center	25912	HIV Prevention	10420 S. Halsted Street	Chicago	60628	34	Prevention/Education/Testing	Youth AA MSM - C	\$ 81,350	1-1-11 to 12-31-13

Department Name: Chicago Department of Public Health (CDPH)

Service Provider	PO	Program	Address	City	Zip Code	Ward	Type of Service	Population Served	Amount	Contract term
Taskforce, Inc.	25930	HIV Prevention	9 N. Cicero	Chicago	60644	25	Prevention/Education/Testing	Youth MSM - B	\$ 90,000	1-1-11 to 12-31-13
Test Positive Aware Network	25917	HIV Prevention	5537 N. Broadway	Chicago	60640	48	Prevention/Education/Testing	Adult White MSM - A	\$ 270,000	1-1-11 to 12-31-13
The Night Ministry	25911	HIV Prevention	4711 N. Ravenswood	Chicago	60644	47	Prevention/Education/Testing	Homeless - CW	\$ 70,000	1-1-11 to 12-31-13
University of Chicago	25976	HIV Prevention	6030 S. Ellis Ave, RM 114	Chicago	60637	20	Prevention/Education/Testing	Youth PWP - C	\$ 193,673	1-1-11 to 12-31-13
University of Chicago	24346	HIV Prevention	6030 S. Ellis Ave, RM 114	Chicago	60637	20	Expanded HIV Testing	Disproportionately Affected Populations	\$ 1,141,946	1-1-11 to 9-29-13
University of Illinois at Chicago/COIP	26447	HIV Prevention	1603 W. Taylor, Suite 845	Chicago	60612	2	Needle Exchange/Prevention/Education	IDU - CW	\$ 231,768	1-1-11 to 12-31-13
Howard Brown Health Center	25330	HIV Surveillance	4025 North Sheridan Road	Chicago	60613	46	STI, HIV and Hepatitis Behavior and Clinical Surveillance	MSM	\$ 50,832	9-30-11 to 9-29-13
University of Illinois at Chicago	TBD	HIV Surveillance	1737 W. Polk Street	Chicago	60612	2	Behavior Surveillance and HIV/Hepatitis Testing	High-risk HIV populations, Injection Drug Users, and At-Risk Heterosexuals	\$ 200,830	10-1-12 to 9-30-13
Northwestern University	TBD	HIV Surveillance	710 North Lake Shore Drive	Chicago	60611	42	Behavior Surveillance and HIV Testing	Youth MSM	\$ 504,834	1-1-13 to 12-31-13
Agape Missions	21096	HOPWA	840 Plainfield Road	Joliet	60435	N/A	Community Residence	Low Income HIV Positive Individuals	\$ 120,266	1-1-12 to 12-31-12
AIDS Foundation	21097	HOPWA	200 West Jackson Boulevard, Suite 2200	Chicago	60606	2	Housing Information/Advocacy	Low Income HIV Positive Individuals	\$ 380,000	1-1-12 to 12-31-12
AIDS Foundation	21097	HOPWA	200 West Jackson Boulevard, Suite 2200	Chicago	60606	2	Rental Assistance	Low Income HIV Positive Individuals	\$ 1,938,974	1-1-12 to 12-31-12
AIDS Foundation - SPINS	21093	HOPWA	200 West Jackson Boulevard, Suite 2200	Chicago	60606	2	HIV Permanent Housing	Low Income HIV Positive Individuals	\$ 514,620	1-1-10 to 12-31-12
Alexian Brothers - Bonaventure	21110	HOPWA	825 West Wellington Avenue	Chicago	60657	44	Community Residence	Low Income HIV Positive Individuals	\$ 100,000	1-1-12 to 12-31-12
Asian Human Services	21098	HOPWA	4753 North Broadway, Suite 700	Chicago	60640	48	Housing Information/Advocacy	Low Income HIV Positive Individuals	\$ 47,000	1-1-12 to 12-31-12
Canticle Ministries	21101	HOPWA	P.O. Box 667	Wheaton	60187	N/A	Community Residence	Low Income HIV Positive Individuals	\$ 230,365	1-1-12 to 12-31-12
Chicago House and Social Services	21113	HOPWA	1925 North Clybourn, Suite 401	Chicago	60614	32	Community Residence	Low Income HIV Positive Individuals	\$ 502,739	1-1-12 to 12-31-12
Christian Community Health Center	21134	HOPWA	9718 South Halsted	Chicago	60628	48	Community Residence	Low Income HIV Positive Individuals	\$ 121,000	1-1-12 to 12-31-12
Community Supportive Living Systems	21092	HOPWA	12231 South Emerald Avenue	Chicago	60628	34	Community Residence	Low Income HIV Positive Individuals	\$ 80,000	1-1-12 to 12-31-12
Edge Alliance	21562	HOPWA	212 East Ohio Street, 5th Floor	Chicago	60611	42	Community Residence	Low Income HIV Positive Individuals	\$ 400,000	1-1-12 to 12-31-12
FOLA Community Action	21052	HOPWA	8014-8018 South Ashland Avenue	Chicago	60620	21	Housing Information/Advocacy	Low Income HIV Positive Individuals	\$ 55,000	1-1-12 to 12-31-12
Heartland Human Care Services - EPOCH	21228	HOPWA	208 South LaSalle, Suite 1818	Chicago	60604	42	Community Residence	Low Income HIV Positive Individuals	\$ 120,000	1-1-12 to 12-31-12
Heartland Human Care Services - Summit	21227	HOPWA	208 South LaSalle, Suite 1818	Chicago	60604	42	Community Residence	Low Income HIV Positive Individuals	\$ 303,000	1-1-12 to 12-31-12
Housing Opportunities for Women	21077	HOPWA	1607 West Howard Street, 2nd Floor	Chicago	60626	49	Community Residence	Low Income HIV Positive Individuals	\$ 82,000	1-1-12 to 12-31-12
Human Resources Development Institute (HRDI)	21078	HOPWA	222 South Jefferson Street	Chicago	60661	9	Community Residence	Low Income HIV Positive Individuals	\$ 116,000	1-1-12 to 12-31-12
Human Resources Development Institute (HRDI)	21078	HOPWA	222 South Jefferson Street	Chicago	60661	9	Housing Information/Advocacy	Low Income HIV Positive Individuals	\$ 47,508	1-1-12 to 12-31-12
Interfaith House	21226	HOPWA	3456 West Franklin Boulevard	Chicago	60624	27	Community Residence	Low Income HIV Positive Individuals	\$ 209,271	1-1-12 to 12-31-12
Legal Assistance Foundation of Metropolitan Chicago	21073	HOPWA	111 West Jackson, Suite 300	Chicago	60604	2	Housing Information/Advocacy	Low Income HIV Positive Individuals	\$ 106,468	1-1-12 to 12-31-12
Lester & Rosalie Anixter Center - CALOR	21099	HOPWA	6610 North Clark Street	Chicago	60626	31	Community Residence	Low Income HIV Positive Individuals	\$ 110,000	1-1-12 to 12-31-12

Department Name: Chicago Department of Public Health (CDPH)

Service Provider	PO	Program	Address	City	Zip Code	Ward	Type of Service	Population Served	Amount	Contract term
McDermott Center dba Haymarket Center	21230	HOPWA	932 West Washington Boulevard	Chicago	60607	27	Community Residence	Low Income HIV Positive Individuals	\$ 240,000	1-1-12 to 12-31-12
Pilsen Little Village dba Pilsen Wellness Center	21129	HOPWA	2319 South Damen Avenue	Chicago	60608	25	Community Residence	Low Income HIV Positive Individuals	\$ 80,000	1-1-12 to 12-31-12
The Children's Place Association	21114	HOPWA	1436 West Randolph, 5th Floor	Chicago	60607	27	Community Residence	Low Income HIV Positive Individuals	\$ 120,000	1-1-12 to 12-31-12
Unity Parenting and Counseling	21168	HOPWA	600 West Cermak Road, Suite 300	Chicago	60616	25	Community Residence	Low Income HIV Positive Individuals	\$ 80,000	1-1-12 to 12-31-12
Vital Bridges	21072	HOPWA	5543 North Broadway	Chicago	60640	48	Community Residence	Low Income HIV Positive Individuals	\$ 248,526	1-1-12 to 12-31-12
Alliance of Chicago Community Health Services	26743	Immunization	215 W. Ohio St. 4th Fl	Chicago	60654	42	Adult Immunization	Diverse, underserved, high risk, uninsured, homeless adult populations	\$ 100,000	7-1-12 to 8-31-12
Beloved Community Family Wellness Center	26740	Immunization	215 W. Ohio St. 4th Fl	Chicago	60654	6	Adult Immunization	Diverse, underserved, high risk, uninsured, homeless adult populations	\$ 85,000	7-1-12 to 8-31-12
Catholic Charities Archdiocese of Chicago	26254	Immunization	721 North LaSalle	Chicago	60654	42	Immunization	Diverse, underserved, high risk, uninsured, infants, children and pregnant women	\$ 257,028	1-1-12 to 12-31-12
Illinois Chapter of American Academy of Pediatrics	26252	Immunization	1400 West Hubbard Street, Suite 100	Chicago	60642	27	Immunization	Healthcare providers serving infants, children and adolescents	\$ 65,100	1-1-12 to 12-31-12
Illinois Maternal and Child Health Coalition	26742	Immunization	1256 W. Chicago St.	Chicago	60642	27	Adult Immunization	Diverse, underserved, high risk, uninsured, homeless adult populations	\$ 267,106	7-1-12 to 8-31-12
Illinois Maternal and Child Health Coalition	26253	Immunization	1256 West Chicago Avenue, Suite 100	Chicago	60642	27	Immunization	Diverse, underserved, high risk, uninsured, infants, children and pregnant women	\$ 95,000	1-1-12 to 12-31-12
Near North Health Services Corporation	26741	Immunization	1276 N. Clybourn	Chicago	60610	27	Adult Immunization	Diverse, underserved, high risk, uninsured, homeless adult populations	\$ 80,000	7-1-12 to 8-31-12
St. Bernard Hospital	26251	Immunization	326 West 64th Street	Chicago	60621	20	Immunization	Diverse, underserved, high risk, uninsured, infants, children and pregnant women	\$ 55,000	1-1-12 to 12-31-12
Neighborhood Housing Services	26627	Lead	1279 North Milwaukee	Chicago	60622	1	Lead Paint Prevention	Low and Moderate Income Residents	\$ 550,000	1-1-12 to 12-31-12
Christian Community Health Center	23807	MAI	9718 S. Halsted St.	Chicago	60628	21	Psychosocial Support Services	African Americans & Latinos	\$ 33,057	3-1-11 to 2-28-14
Healthcare Alternative Systems	23772	MAI	2755 W. Armitage	Chicago	60647	1	Substance Abuse-Outpatient	African Americans & Latinos	\$ 71,139	3-1-11 to 2-28-14
Healthcare Alternative Systems	23772	MAI	2755 W. Armitage	Chicago	60647	1	Substance Abuse-Residential	African Americans & Latinos	\$ 94,408	3-1-11 to 2-28-14
Hektoen Institute, LLC/Project VIDA	23808	MAI	2240 W. Ogden Ave., Floor 2	Chicago	60612	22	Mental Health	African Americans & Latinos	\$ 42,613	3-1-11 to 2-28-14
Hektoen Institute, LLC on behalf of South Suburban HIV/AIDS Regional Clinics (SSHARC)	23750	MAI	2240 W.Ogden Ave., 2nd Floor	Chicago	60612	22	Ambulatory Outpatient Care	African Americans & Latinos	\$ 651,394	3-1-11 to 2-28-14
Hektoen Institute, LLC on behalf of South Suburban HIV/AIDS Regional Clinics (SSHARC)	23750	MAI	2240 W.Ogden Ave., 2nd Floor	Chicago	60612	22	Early Intervention Services	African Americans & Latinos	\$ 71,393	3-1-11 to 2-28-14
Hektoen Institute, LLC on behalf of South Suburban HIV/AIDS Regional Clinics (SSHARC)	23750	MAI	2240 W.Ogden Ave., 2nd Floor	Chicago	60612	22	Outreach	African Americans & Latinos	\$ 62,443	3-1-11 to 2-28-14
Hektoen Institute, LLC on behalf of the Austin Health Center of Cook County/CBC HIV Program	23800	MAI	2240 W.Ogden Ave., 2nd Floor	Chicago	60612	22	Ambulatory Outpatient Care	African Americans & Latinos	\$ 545,656	3-1-11 to 2-28-14
Hektoen Institute, LLC on behalf of the Austin Health Center of Cook County/CBC HIV Program	23800	MAI	2240 W.Ogden Ave., 2nd Floor	Chicago	60612	22	Mental Health	African Americans & Latinos	\$ 169,115	3-1-11 to 2-28-14

Department Name: Chicago Department of Public Health (CDPH)

Service Provider	PO	Program	Address	City	Zip Code	Ward	Type of Service	Population Served	Amount	Contract term
Hektoen Institute, LLC on behalf of the Austin Health Center of Cook County/CBC HIV Program	23800	MAI	2240 W.Ogden Ave., 2nd Floor	Chicago	60612	22	Psychosocial Support Services	African Americans & Latinos	\$ 76,393	3-1-11 to 2-28-14
The Foundation of Jackson Park Hospital on behalf of Jackson Park Hospital	23803	MAI	7531 S. Stony Island, Suite 264	Chicago	60649	8	Ambulatory Outpatient Care	African Americans & Latinos	\$ 120,847	3-1-11 to 2-28-14
Community Counseling Centers of Chicago	26595	Mental Health	4740 North Clark St	Chicago	60640	47	Adult Psychiatric Services for Insured and Undersinsured	Insured and Undersinsured Population	\$ 70,000	7-1-12 to 12-31-12
Human Resources Development Institute (HRDI)	26590	Mental Health	222 S. Jefferson St	Chicago	60661	2	Adult Psychiatric Services for Insured and Undersinsured	Insured and Undersinsured Population	\$ 100,000	7-1-12 to 12-31-12
Lutheran Social Services of Illinois	26596	Mental Health	1001 E. Touhy Ave Suite 50	Des Plaines	60018	N/A	Adult Psychiatric Services for Insured and Undersinsured	Insured and Undersinsured Population	\$ 70,000	7-1-12 to 12-31-12
Mercy Hospital and Medical Center	26589	Mental Health	2525 S. Michigan Ave	Chicago	60616	2	Adult Psychiatric Services for Insured and Undersinsured	Insured and Undersinsured Population	\$ 50,000	7-1-12 to 12-31-12
Metropolitan Family Services	26580	Mental Health	1 N Dearborn Suite 1000	Chicago	60602	10	Adult Psychiatric Services for Insured and Undersinsured	Insured and Undersinsured Population	\$ 20,800	7-1-12 to 12-31-12
Mount Sinai Hospital	26597	Mental Health	1500 S. California	Chicago	60608	28	Adult Psychiatric Services for Insured and Undersinsured	Insured and Undersinsured Population	\$ 40,000	7-1-12 to 12-31-12
Pilsen Little Village Mental Health Center	26582	Mental Health	2319 S. Damen St	Chicago	60608	25	Adult Psychiatric Services for Insured and Undersinsured	Insured and Undersinsured Population	\$ 50,000	7-1-12 to 12-31-12
Thresholds	26581	Mental Health	4101 N Ravenswood St	Chicago	60613	48	Adult Psychiatric Services for Insured and Undersinsured	Insured and Undersinsured Population	\$ 99,200	7-1-12 to 12-31-12
Access Community Health Network	23796	Part A Ryan White	222 N. Canal Street	Chicago	60606	42	Ambulatory Outpatient Care	Uninsured or Underinsured HIV Positive Individuals	\$ 216,828	3-1-11 to 2-28-14
Access Community Health Network	23796	Part A Ryan White	222 N. Canal Street	Chicago	60606	42	Psychosocial Support Services	Uninsured or Underinsured HIV Positive Individuals	\$ 80,075	3-1-11 to 2-28-14
AIDS Foundation	23776	Part A Ryan White	200 W. Jackson Blvd. Suite 2200	Chicago	60606	2	Early Intervention Services	Uninsured or Underinsured HIV Positive Individuals	\$ 113,232	3-1-11 to 2-28-14
AIDS Foundation	23776	Part A Ryan White	200 W. Jackson Blvd. Suite 2200	Chicago	60606	2	Emergency Financial Assistance	Uninsured or Underinsured HIV Positive Individuals	\$ 79,310	3-1-11 to 2-28-14
AIDS Foundation	23776	Part A Ryan White	200 W. Jackson Blvd. Suite 2200	Chicago	60606	2	Housing	Uninsured or Underinsured HIV Positive Individuals	\$ 195,810	3-1-11 to 2-28-14
AIDS Foundation	23776	Part A Ryan White	200 W. Jackson Blvd. Suite 2200	Chicago	60606	2	Medical Case Management Services	Uninsured or Underinsured HIV Positive Individuals	\$ 3,051,329	3-1-11 to 2-28-14
AIDS Foundation	23776	Part A Ryan White	200 W. Jackson Blvd. Suite 2200	Chicago	60606	2	Medical Transportation	Uninsured or Underinsured HIV Positive Individuals	\$ 418,075	3-1-11 to 2-28-14
AIDS Foundation	23776	Part A Ryan White	200 W. Jackson Blvd. Suite 2200	Chicago	60606	2	Non-Medical Case Management	Uninsured or Underinsured HIV Positive Individuals	\$ 471,907	3-1-11 to 2-28-14
AIDS Legal Council of Chicago	23761	Part A Ryan White	180 N. Michigan Ave., #2110	Chicago	60601	42	Legal	Uninsured or Underinsured HIV Positive Individuals	\$ 323,603	3-1-11 to 2-28-14
Alexian Brothers - Bonaventure	23739	Part A Ryan White	825 W. Wellington Ave.	Chicago	60657	44	Psychosocial Support Services	Uninsured or Underinsured HIV Positive Individuals	\$ 36,234	3-1-11 to 2-28-14
Alexian Brothers The Harbor	24206	Part A Ryan White	826 North Ave.	Waukegan	60085	N/A	Psychosocial Support Services	Uninsured or Underinsured HIV Positive Individuals	\$ 13,416	3-1-11 to 2-28-14

Department Name: Chicago Department of Public Health (CDPH)

Service Provider	PO	Program	Address	City	Zip Code	Ward	Type of Service	Population Served	Amount	Contract term
Asian Human Services	24208	Part A Ryan White	4753 N. Broadway, Suite 700	Chicago	60640	48	Mental Health	Uninsured or Underinsured HIV Positive Individuals	\$ 36,234	3-1-11 to 2-28-14
Asian Human Services	24208	Part A Ryan White	4753 N. Broadway, Suite 700	Chicago	60640	48	Psychosocial Support Services	Uninsured or Underinsured HIV Positive Individuals	\$ 36,234	3-1-11 to 2-28-14
Catholic Charities Archdiocese of Chicago Lake County Services	23806	Part A Ryan White	721 North LaSalle	Chicago	60654	42	Food Bank/Home Delivered Meals	Uninsured or Underinsured HIV Positive Individuals	\$ 113,232	3-1-11 to 2-28-14
Catholic Charities Archdiocese of Chicago Lake County Services	23806	Part A Ryan White	721 North LaSalle	Chicago	60654	42	Psychosocial Support Services	Uninsured or Underinsured HIV Positive Individuals	\$ 38,084	3-1-11 to 2-28-14
Catholic Charities Archdiocese of Chicago Lake County Services	23806	Part A Ryan White	721 North LaSalle	Chicago	60654	42	Substance Abuse-Outpatient	Uninsured or Underinsured HIV Positive Individuals	\$ 49,100	3-1-11 to 2-28-14
Center on Halsted	23705	Part A Ryan White	3656 N. Halsted	Chicago	60613	44	Psychosocial Support Services	Uninsured or Underinsured HIV Positive Individuals	\$ 30,855	3-1-11 to 2-28-14
Chicago House and Social Services	23734	Part A Ryan White	1925 N. Clybourn Ave., Suite 401	Chicago	60614	32	Psychosocial Support Services	Uninsured or Underinsured HIV Positive Individuals	\$ 59,241	3-1-11 to 2-28-14
Chicago Women's AIDS Project	23793	Part A Ryan White	6363 N. Broadway Ave.	Chicago	60660	49	Mental Health	Uninsured or Underinsured HIV Positive Individuals	\$ 36,234	3-1-11 to 2-28-14
Chicago Women's AIDS Project	23793	Part A Ryan White	6363 N. Broadway Ave.	Chicago	60660	49	Psychosocial Support Services	Uninsured or Underinsured HIV Positive Individuals	\$ 84,631	3-1-11 to 2-28-14
Children's Memorial Hospital	23704	Part A Ryan White	225 E. Chicago Avenue	Chicago	60611	43	Ambulatory Outpatient Care	Uninsured or Underinsured HIV Positive Individuals	\$ 264,394	3-1-11 to 2-28-14
Children's Memorial Hospital	23704	Part A Ryan White	225 E. Chicago Avenue	Chicago	60611	43	Mental Health	Uninsured or Underinsured HIV Positive Individuals	\$ 45,155	3-1-11 to 2-28-14
Christian Community Health Center	23788	Part A Ryan White	9718 S. Halsted St.	Chicago	60628	21	Ambulatory Outpatient Care	Uninsured or Underinsured HIV Positive Individuals	\$ 386,840	3-1-11 to 2-28-14
Christian Community Health Center	23788	Part A Ryan White	9718 S. Halsted St.	Chicago	60628	21	Mental Health	Uninsured or Underinsured HIV Positive Individuals	\$ 97,962	3-1-11 to 2-28-14
Christian Community Health Center	23788	Part A Ryan White	9718 S. Halsted St.	Chicago	60628	21	Oral Health	Uninsured or Underinsured HIV Positive Individuals	\$ 97,239	3-1-11 to 2-28-14
Christian Community Health Center	23788	Part A Ryan White	9718 S. Halsted St.	Chicago	60628	21	Substance Abuse-Outpatient	Uninsured or Underinsured HIV Positive Individuals	\$ 74,086	3-1-11 to 2-28-14
Erie Family Health Center	23749	Part A Ryan White	1701 W. Superior, 3rd Flr.	Chicago	60622	1	Ambulatory Outpatient Care	Uninsured or Underinsured HIV Positive Individuals	\$ 132,587	3-1-11 to 2-28-14
FCAN	24539	Part A Ryan White	203 North Wabash Ave., Suite 918	Chicago	60601	42	Psychosocial Support Services	Uninsured or Underinsured HIV Positive Individuals	\$ 36,234	3-1-11 to 2-28-14
Garfield Counseling Center	24205	Part A Ryan White	4132 W. Madison Street	Chicago	60624	28	Substance Abuse-Outpatient	Uninsured or Underinsured HIV Positive Individuals	\$ 40,311	3-1-11 to 2-28-14
Heartland Health Outreach	23792	Part A Ryan White	1015 W. Lawrence Ave.	Chicago	60640	46	Ambulatory Outpatient Care	Uninsured or Underinsured HIV Positive Individuals	\$ 161,654	3-1-11 to 2-28-14
Heartland Health Outreach	23792	Part A Ryan White	1015 W. Lawrence Ave.	Chicago	60640	46	Oral Health	Uninsured or Underinsured HIV Positive Individuals	\$ 382,721	3-1-11 to 2-28-14

Department Name: Chicago Department of Public Health (CDPH)

Service Provider	PO	Program	Address	City	Zip Code	Ward	Type of Service	Population Served	Amount	Contract term
Hektoen Institute, LLC/Project VIDA	24320	Part A Ryan White	2240 W. Ogden Ave., Floor 2	Chicago	60612	22	Psychosocial Support Services	Uninsured or Underinsured HIV Positive Individuals	\$ 59,241	3-1-11 to 2-28-14
Hektoen Institute, LLC on behalf of Provident Hospital HIV Program	23801	Part A Ryan White	2240 W.Ogden Ave., 2nd Floor	Chicago	60612	3	Ambulatory Outpatient Care	Uninsured or Underinsured HIV Positive Individuals	\$ 808,269	3-1-11 to 2-28-14
Hektoen Institute, LLC on behalf of Provident Hospital HIV Program	23801	Part A Ryan White	2240 W.Ogden Ave., 2nd Floor	Chicago	60612	3	Mental Health	Uninsured or Underinsured HIV Positive Individuals	\$ 93,995	3-1-11 to 2-28-14
Hektoen Institute, LLC on behalf of Provident Hospital HIV Program	23801	Part A Ryan White	2240 W.Ogden Ave., 2nd Floor	Chicago	60612	3	Oral Health	Uninsured or Underinsured HIV Positive Individuals	\$ 189,847	3-1-11 to 2-28-14
Hektoen Institute, LLC on behalf of Provident Hospital HIV Program	23801	Part A Ryan White	2240 W. Ogden Ave., Floor 2	Chicago	60612	3	Substance Abuse-Outpatient	Uninsured or Underinsured HIV Positive Individuals	\$ 162,064	3-1-11 to 2-28-14
Hektoen Institute, LLC on behalf of South Suburban HIV/AIDS Regional Clinics (SSHARC)	23751	Part A Ryan White	2240 W.Ogden Ave., 2nd Floor	Chicago	60612	22	Mental Health	Uninsured or Underinsured HIV Positive Individuals	\$ 67,140	3-1-11 to 2-28-14
Hektoen Institute, LLC on behalf of South Suburban HIV/AIDS Regional Clinics (SSHARC)	23751	Part A Ryan White	2240 W.Ogden Ave., 2nd Floor	Chicago	60612	22	Oral Health	Uninsured or Underinsured HIV Positive Individuals	\$ 46,572	3-1-11 to 2-28-14
Hektoen Institute, LLC on behalf of South Suburban HIV/AIDS Regional Clinics (SSHARC)	23751	Part A Ryan White	2240 W.Ogden Ave., 2nd Floor	Chicago	60612	22	Psychosocial Support Services	Uninsured or Underinsured HIV Positive Individuals	\$ 38,084	3-1-11 to 2-28-14
Hektoen Institute, LLC on behalf of South Suburban HIV/AIDS Regional Clinics (SSHARC)	23751	Part A Ryan White	2240 W.Ogden Ave., 2nd Floor	Chicago	60612	22	Substance Abuse-Outpatient	Uninsured or Underinsured HIV Positive Individuals	\$ 40,311	3-1-11 to 2-28-14
Hektoen Institute, LLC/CORE	23784	Part A Ryan White	2240 W. Ogden Ave., Floor 2	Chciago	60612	22	Ambulatory Outpatient Care	Uninsured or Underinsured HIV Positive Individuals	\$ 1,431,524	3-1-11 to 2-28-14
Hektoen Institute, LLC/CORE	23784	Part A Ryan White	2240 W. Ogden Ave., Floor 2	Chicago	60612	22	Early Intervention Services	Uninsured or Underinsured HIV Positive Individuals	\$ 135,878	3-1-11 to 2-28-14
Hektoen Institute, LLC/CORE	23784	Part A Ryan White	2240 W. Ogden Ave., Floor 2	Chicago	60612	22	Mental Health	Uninsured or Underinsured HIV Positive Individuals	\$ 313,318	3-1-11 to 2-28-14
Hektoen Institute, LLC/CORE	23784	Part A Ryan White	2240 W. Ogden Ave., Floor 2	Chicago	60612	22	Outreach Services	Uninsured or Underinsured HIV Positive Individuals	\$ 67,939	3-1-11 to 2-28-14
Hektoen Institute, LLC/CORE	23784	Part A Ryan White	2240 W. Ogden Ave., Floor 2	Chicago	60612	22	Psychosocial Support Services	Uninsured or Underinsured HIV Positive Individuals	\$ 100,545	3-1-11 to 2-28-14
Hektoen Institute, LLC/CORE	23784	Part A Ryan White	2240 W. Ogden Ave., Floor 2	Chicago	60612	22	Substance Abuse-Outpatient	Uninsured or Underinsured HIV Positive Individuals	\$ 350,892	3-1-11 to 2-28-14
Hektoen Institute, LLC/CORE	23784	Part A Ryan White	2240 W. Ogden Ave., Floor 2	Chicago	60612	22	Oral Health	Uninsured or Underinsured HIV Positive Individuals	\$ 249,755	3-1-11 to 2-28-14
Howard Area Community Center	23748	Part A Ryan White	7648 N. Paulina	Chicago	60626	49	Oral Health	Uninsured or Underinsured HIV Positive Individuals	\$ 45,378	3-1-11 to 2-28-14
Howard Brown Health Center	23755	Part A Ryan White	4025 N. Sheridan Rd.	Chicago	60613	46	Ambulatory Outpatient Care	Uninsured or Underinsured HIV Positive Individuals	\$ 252,584	3-1-11 to 2-28-14
Howard Brown Health Center	23755	Part A Ryan White	4025 N. Sheridan Rd.	Chicago	60613	46	Early Intervention Services	Uninsured or Underinsured HIV Positive Individuals	\$ 67,939	3-1-11 to 2-28-14
Howard Brown Health Center	23755	Part A Ryan White	4025 N. Sheridan Rd.	Chicago	60613	46	Mental Health	Uninsured or Underinsured HIV Positive Individuals	\$ 71,616	3-1-11 to 2-28-14
Howard Brown Health Center	23755	Part A Ryan White	4025 N. Sheridan Rd.	Chicago	60613	46	Psychosocial Support Services	Uninsured or Underinsured HIV Positive Individuals	\$ 36,234	3-1-11 to 2-28-14

Department Name: Chicago Department of Public Health (CDPH)

Service Provider	PO	Program	Address	City	Zip Code	Ward	Type of Service	Population Served	Amount	Contract term
Howard Brown Health Center	23755	Part A Ryan White	4025 N. Sheridan Rd.	Chicago	60613	46	Substance Abuse-Outpatient	Uninsured or Underinsured HIV Positive Individuals	\$ 75,939	3-1-11 to 2-28-14
Human Resources Development Institute (HRDI)	23770	Part A Ryan White	222 S. Jefferson St.	Chicago	60661	3	Substance Abuse-Outpatient	Uninsured or Underinsured HIV Positive Individuals	\$ 166,695	3-1-11 to 2-28-14
Lake County Health Dept. and Community Health Center	23775	Part A Ryan White	3010 Grand Ave.	Waukegan	60085	N/A	Ambulatory Outpatient Care	Uninsured or Underinsured HIV Positive Individuals	\$ 303,100	3-1-11 to 2-28-14
Lake County Health Dept. and Community Health Center	23775	Part A Ryan White	3010 Grand Ave.	Waukegan	60085	N/A	Early Intervention Services	Uninsured or Underinsured HIV Positive Individuals	\$ 45,293	3-1-11 to 2-28-14
Lake County Health Dept. and Community Health Center	23775	Part A Ryan White	3010 Grand Ave.	Waukegan	60085	N/A	Mental Health	Uninsured or Underinsured HIV Positive Individuals	\$ 60,494	3-1-11 to 2-28-14
Lake County Health Dept. and Community Health Center	23775	Part A Ryan White	3010 Grand Ave.	Waukegan	60085	N/A	Oral Health	Uninsured or Underinsured HIV Positive Individuals	\$ 35,775	3-1-11 to 2-28-14
Lawndale Christian Health Center	23780	Part A Ryan White	3860 W. Ogden Ave.	Chicago	60623	24	Ambulatory Outpatient Care	Uninsured or Underinsured HIV Positive Individuals	\$ 190,592	3-1-11 to 2-28-14
Legal Assistance Foundation of Metropolitan Chicago	23779	Part A Ryan White	111 W. Jackson, Suite 300	Chicago	60604	2	Legal Services	Uninsured or Underinsured HIV Positive Individuals	\$ 247,741	3-1-11 to 2-28-14
Lorretto Hospital	23771	Part A Ryan White	645 S. Central Avenue	Chicago	60644	15	Substance Abuse-Residential	Uninsured or Underinsured HIV Positive Individuals	\$ 138,476	3-1-11 to 2-28-14
Loyola University Medical	23782	Part A Ryan White	2160 S. 1st Ave, Bldg 54, RM 149	Maywood	60153	N/A	Ambulatory Outpatient Care	Uninsured or Underinsured HIV Positive Individuals	\$ 353,618	3-1-11 to 2-28-14
McDermott Center dba Haymarket Center	23777	Part A Ryan White	120 North Sangamon Street	Chicago	60607	27	Psychosocial Support Services	Uninsured or Underinsured HIV Positive Individuals	\$ 59,241	3-1-11 to 2-28-14
McDermott Center dba Haymarket Center	23777	Part A Ryan White	120 North Sangamon Street	Chicago	60607	27	Substance Abuse-Outpatient	Uninsured or Underinsured HIV Positive Individuals	\$ 128,019	3-1-11 to 2-28-14
McDermott Center dba Haymarket Center	23777	Part A Ryan White	120 North Sangamon Street	Chicago	60607	27	Substance Abuse-Residential	Uninsured or Underinsured HIV Positive Individuals	\$ 566,160	3-1-11 to 2-28-14
Michael Reese Research & Education Foundation-HIV Care Program	23746	Part A Ryan White	2240 W.Ogden Ave., 2nd Floor	Chicago	60612	2	Ambulatory Outpatient Care	Uninsured or Underinsured HIV Positive Individuals	\$ 121,240	3-1-11 to 2-28-14
Michael Reese Research & Education Foundation-HIV Care Program	23746	Part A Ryan White	2240 W.Ogden Ave., 2nd Floor	Chicago	60612	2	Mental Health	Uninsured or Underinsured HIV Positive Individuals	\$ 62,663	3-1-11 to 2-28-14
Michael Reese Research & Education Foundation-HIV Care Program	23746	Part A Ryan White	2240 W.Ogden Ave., 2nd Floor	Chicago	60612	2	Substance Abuse-Outpatient	Uninsured or Underinsured HIV Positive Individuals	\$ 74,086	3-1-11 to 2-28-14
Mount Sinai Hospital and Medical Center	23787	Part A Ryan White	1501 S. California Blvd.	Chciago	60608	28	Mental Health	Uninsured or Underinsured HIV Positive Individuals	\$ 195,455	3-1-11 to 2-28-14
New Age Services	24204	Part A Ryan White	1330 S. Kostner	Chicago	60623	24	Substance Abuse-Outpatient	Uninsured or Underinsured HIV Positive Individuals	\$ 40,311	3-1-11 to 2-28-14
Open Door Clinic	23752	Part A Ryan White	164 Division St., Suite 607	Eligin	60120	N/A	Ambulatory Outpatient Care	Uninsured or Underinsured HIV Positive Individuals	\$ 82,847	3-1-11 to 2-28-14
Open Door Clinic	23752	Part A Ryan White	164 Division St., Suite 607	Eligin	60120	N/A	Mental Health	Uninsured or Underinsured HIV Positive Individuals	\$ 75,657	3-1-11 to 2-28-14
Open Door Clinic	23752	Part A Ryan White	164 Division St., Suite 607	Eligin	60120	N/A	Oral Health	Uninsured or Underinsured HIV Positive Individuals	\$ 50,934	3-1-11 to 2-28-14

Department Name: Chicago Department of Public Health (CDPH)

Service Provider	PO	Program	Address	City	Zip Code	Ward	Type of Service	Population Served	Amount	Contract term
Open Door Clinic	23752	Part A Ryan White	164 Division St., Suite 607	Elgin	60120	N/A	Psychosocial Support Services	Uninsured or Underinsured HIV Positive Individuals	\$ 42,316	3-1-11 to 2-28-14
Open Door Clinic	23752	Part A Ryan White	164 Division St., Suite 607	Elgin	60120	N/A	Substance Abuse-Outpatient	Uninsured or Underinsured HIV Positive Individuals	\$ 40,311	3-1-11 to 2-28-14
Prairie State Legal Services, Inc.	24295	Part A Ryan White	303 North Main Street, Suite 600	Rockford	61101	N/A	Legal Services	Uninsured or Underinsured HIV Positive Individuals	\$ 121,599	3-1-11 to 2-28-14
Regional Care	23805	Part A Ryan White	72 North Chicago Street	Joliet	60432	N/A	Ambulatory Outpatient Care	Uninsured or Underinsured HIV Positive Individuals	\$ 282,892	3-1-11 to 2-28-14
Sinai Health System/Mount Sinai Hospital	23787	Part A Ryan White	1501 S. California Blvd.	Chicago	60608	28	Ambulatory Outpatient Care	Uninsured or Underinsured HIV Positive Individuals	\$ 101,033	3-1-11 to 2-28-14
Sinai Health System/Mount Sinai Hospital	23787	Part A Ryan White	1501 S. California Blvd.	Chicago	60608	28	Mental Health	Uninsured or Underinsured HIV Positive Individuals	\$ 58,188	3-1-11 to 2-28-14
Sinai Health System/Mount Sinai Hospital	23787	Part A Ryan White	1501 S. California Blvd.	Chicago	60608	28	Psychosocial Support Services	Uninsured or Underinsured HIV Positive Individuals	\$ 36,234	3-1-11 to 2-28-14
South Shore Hospital	23721	Part A Ryan White	8012 S. Crandon Ave.	Chicago	60617	8	Ambulatory Outpatient Care	Uninsured or Underinsured HIV Positive Individuals	\$ 101,033	3-1-11 to 2-28-14
South Side Help Center	23726	Part A Ryan White	10420 S. Halsted Street	Chicago	60628	34	Psychosocial Support Services	Uninsured or Underinsured HIV Positive Individuals	\$ 43,267	3-1-11 to 2-28-14
TBD	TBD	Part A Ryan White	TBD	TBD	TBD	TBD	Substance Abuse Residential	Uninsured or Underinsured HIV Positive Individuals	\$ 84,258	thru 2-28-14
The Children's Place Association	23809	Part A Ryan White	1436 W. Randolph 5th Flr.	Chicago	60607	26	Mental Health	Uninsured or Underinsured HIV Positive Individuals	\$ 36,630	3-1-11 to 2-28-14
The Children's Place Association	23809	Part A Ryan White	1436 W. Randolph 5th Flr.	Chicago	60607	26	Psychosocial Support Services	Uninsured or Underinsured HIV Positive Individuals	\$ 32,392	3-1-11 to 2-28-14
University of Chicago	23794	Part A Ryan White	6030 S. Ellis Ave, RM 114	Chicago	60637	5	Ambulatory Outpatient Care	Uninsured or Underinsured HIV Positive Individuals	\$ 281,884	3-1-11 to 2-28-14
University of Chicago	23794	Part A Ryan White	6030 S. Ellis Ave, RM 114	Chicago	60637	5	Outreach Services	Uninsured or Underinsured HIV Positive Individuals	\$ 67,124	3-1-11 to 2-28-14
University of Chicago	23794	Part A Ryan White	6030 S. Ellis Ave, RM 114	Chicago	60637	5	Psychosocial Support Services	Uninsured or Underinsured HIV Positive Individuals	\$ 36,234	3-1-11 to 2-28-14
Universal Family Connection	23802	Part A Ryan White	1350 W. 103rd St.	Chicago	60643	21	Psychosocial Support Services	Uninsured or Underinsured HIV Positive Individuals	\$ 43,559	3-1-11 to 2-28-14
University of Illinois at Chicago	23798	Part A Ryan White	808 S. Wood Street, RM 888	Chicago	60612	2	Ambulatory Outpatient Care	Uninsured or Underinsured HIV Positive Individuals	\$ 1,281,142	3-1-11 to 2-28-14
University of Illinois at Chicago	23798	Part A Ryan White	808 S. Wood Street, RM 888	Chicago	60612	2	Mental Health	Uninsured or Underinsured HIV Positive Individuals	\$ 116,375	3-1-11 to 2-28-14
University of Illinois at Chicago/MATEC		Part A Ryan White	1640 W. Roosevelt Rd., M/C 779	Chicago	60608	2	QM Professional & Technical Services	Uninsured or Underinsured HIV Positive Individuals	\$ 452,928	3-1-11 to 2-28-14
Vital Bridges	23762	Part A Ryan White	4121 W. Lake Street	Chicago	60626	28	Food Bank/Home Delivered Meals	Uninsured or Underinsured HIV Positive Individuals	\$ 913,048	3-1-11 to 2-28-14
Active Transportation Alliance	26623	PlayStreets	9 W. Hubbard St # 402	Chicago	60654	1	PlayStreets Pilot Program for Obesity Prevention	Primarily Youth and includes adults	\$ 75,000	7-1-12 to 12-31-12

Department Name: Chicago Department of Public Health (CDPH)

Service Provider	PO	Program	Address	City	Zip Code	Ward	Type of Service	Population Served	Amount	Contract term
Gads Hill Center	26622	PlayStreets	1919 W. Cullerton Ave	Chicago	60608	25	PlayStreets Pilot Program for Obesity Prevention	Primarily Youth and includes adults	\$ 75,000	7-1-12 to 12-31-12
Metropolitan Chicago Healthcare Council (MCHC) dba Illinois Poison Center	21706	Poison Control	222 South Riverside Plaza	Chicago	60608	2	Poison Control Hotline	General population and medical providers	\$ 35,000	1-1-10 to 12-31-12
Hektoen Institute - Jorge Prieto Family Health Center	24447	REACH	2240 West Ogden Avenue, 2nd Floor	Chicago	60612	22	Community Outreach for diabetes and heart disease	Latino Adults in South Lawndale	\$ 36,540	9-29-11 to 9-30-12
Lawndale Christian Health Center	24862	REACH	3860 West Ogden Avenue	Chicago	60623	24	Community Outreach for diabetes and heart disease	Latino & African Amer. Adults in South and North Lawndale	\$ 42,732	9-29-11 to 9-30-12
Sinai Community Institute	24455	REACH	2653 West Ogden	Chicago	60608	28	Community Outreach for diabetes and heart disease	Latino Adults in South Lawndale	\$ 66,994	09-30-10 to 09-30-12
TBD	TBD	STI	TBD	TBD	TBD	TBD	Syphilis Elimination	MSM Infected with syphilis and/or engage in high-risk sexual behavior	\$ 103,060	thru 12-31-13
Howard Brown Health Center	26524	STI	4025 North Sheridan Road	Chicago	60613	46	Syphilis Elimination		\$ 55,477	1-1-12 to 12-31-13
A Safe Heaven	23754	Substance Abuse	2750 West Roosevelt Road	Chicago	60608	28	Substance Abuse	Adult Males	\$ 197,478	1-1-12 to 12-31-12
Ada S. McKinley Community Services	23990	Substance Abuse	725 South Wells Street, Suite 1-A	Chicago	60607	2	Substance Abuse	Adolescents	\$ 48,300	1-1-12 to 12-31-12
Alexian Brothers - Bonaventure	23678	Substance Abuse	825 West Wellington Avenue	Chicago	60657	44	Substance Abuse	HIV Positive Adult Males	\$ 64,873	1-1-12 to 12-31-12
Association House of Chicago - MAI TEC	26626	Substance Abuse	1116 North Kedzie Avenue	Chicago	60651	26	Substance Abuse Treatment	Adult Males & Females	\$ 85,174	1-1-12 to 12-31-12
Caritas	23688	Substance Abuse	1301 West 22nd Street	Oak Brook	60523	N/A	Substance Abuse	Telephone Lines Citywide	\$ 18,234	1-1-12 to 12-31-12
Cathedral Shelter	23708	Substance Abuse	1668 West Ogden Avenue	Chicago	60612	2	Substance Abuse	Adult Males & Females	\$ 49,694	1-1-12 to 12-31-12
Catholic Charities	23668	Substance Abuse	721 North LaSalle	Chicago	60654	42	Substance Abuse	Adult Males & Females	\$ 44,972	1-1-12 to 12-31-12
Chicago Women's AIDS Project - MAI TEC	26528	Substance Abuse	6363 North Broadway Avenue	Chicago	60660	49	Substance Abuse Prevention	Former Incarcerated Males & Females	\$ 86,656	1-1-12 to 12-31-12
Christian Community Health Center - MAI TEC	26529	Substance Abuse	9718 South Halsted	Chicago	60628	21	Mental Health Treatment	Mentally Ill & Substance Abuse	\$ 115,195	1-1-12 to 12-31-12
Cornell Intervention	23676	Substance Abuse	2227 West 64th Street	Woodbridge	60517	N/A	Substance Abuse	Adult Female	\$ 250,722	1-1-12 to 12-31-12
El Rincon Community Clinic	24805	Substance Abuse	3809 West Grand Avenue	Chicago	60651	27	Substance Abuse	African American & Hispanic Adult Males & Females	\$ 96,700	1-1-12 to 12-31-12
Family Guidance Center	24806	Substance Abuse	310 West Chicago Avenue	Chicago	60654	27	Substance Abuse	Adult Males & Females	\$ 124,013	1-1-12 to 12-31-12
FOLA Community Action	24807	Substance Abuse	8016 South Ashland	Chicago	60620	21	Substance Abuse	Adult Males & Females	\$ 132,870	1-1-12 to 12-31-12
Garfield Counseling Center	24808	Substance Abuse	4132 West Madison Street	Chicago	60624	28	Substance Abuse	Adult Males & Females	\$ 96,700	1-1-12 to 12-31-12
Gateway Foundation	23669	Substance Abuse	55 East Jackson Boulevard, Suite 1500	Chicago	60604	2	Substance Abuse	Adult Males & Females	\$ 67,127	1-1-12 to 12-31-12
Healthcare Alternative Systems	23670	Substance Abuse	2755 West Armitage	Chicago	60647	1	Substance Abuse	Adult Males & Females	\$ 301,201	1-1-12 to 12-31-12
Healthcare Alternative Systems - MAI TEC	26527	Substance Abuse	2755 West Armitage	Chicago	60647	1	Substance Abuse Prevention	African American & Hispanic Adult Males & Females	\$ 44,814	1-1-12 to 12-31-12
Heartland Health Outreach - MAI TEC	26537	Substance Abuse	4750 North Sheridan Road	Chicago	60640	46	Infrastructure Development (DDCAT)	Assessments of Mental Health & Substance Abuse Providers	\$ 50,282	1-1-12 to 12-31-12
Henry Sober Living	23683	Substance Abuse	6634 South Drexel Boulevard	Chicago	60637	5	Substance Abuse	Post Incarcerated Males	\$ 44,611	1-1-12 to 12-31-12
Howard Brown Health Center	23671	Substance Abuse	4025 North Sheridan Road	Chicago	60613	46	Substance Abuse	LGBT	\$ 70,020	1-1-12 to 12-31-12

Department Name: Chicago Department of Public Health (CDPH)

Service Provider	PO	Program	Address	City	Zip Code	Ward	Type of Service	Population Served	Amount	Contract term
Human Resources Development Institute (HRDI)	23675	Substance Abuse	222 South Jefferson Street	Chicago	60661	2	Substance Abuse	Adolescent Girls	\$ 200,000	1-1-12 to 12-31-12
Lester & Rosalie Anixter Center - CALOR	23672	Substance Abuse	2001 North Clybourn, 3rd Floor	Chicago	60614	43	Substance Abuse	Disabled Nursing Home Residents	\$ 49,794	1-1-12 to 12-31-12
McDermott Center dba Haymarket Center	23677	Substance Abuse	932 West Washington Boulevard	Chicago	60607	27	Substance Abuse	Adult Males & Females	\$ 285,620	1-1-12 to 12-31-12
New Age Services	23763	Substance Abuse	1330 South Kostner	Chicago	60623	24	Substance Abuse	African American Males & Females	\$ 59,655	1-1-12 to 12-31-12
New Age Services	24809	Substance Abuse	1330 South Kostner	Chicago	60623	24	Substance Abuse	African American Males & Females	\$ 141,728	1-1-12 to 12-31-12
New Age Services - MAI TEC	26526	Substance Abuse	1330 South Kostner	Chicago	60623	24	Substance Abuse Treatment	Adult Males & Females	\$ 133,679	1-1-12 to 12-31-12
N-the-Spirit Transformational Living	24216	Substance Abuse	7225 South Yale	Chicago	60621	17	Substance Abuse	Females	\$ 36,896	1-1-12 to 12-31-12
Polish American Association	23673	Substance Abuse	3834 North Cicero Avenue	Chicago	60641	45	Substance Abuse	Polish Adult Males & Females	\$ 42,717	1-1-12 to 12-31-12
Public Health Institute of Metropolitan Chicago - MAI TEC	26533	Substance Abuse	180 North Michigan Avenue, Suite 1200	Chicago	60601	42	Infrastructure - HIV Counseling and Testing	Provider Training	\$ 175,791	1-1-12 to 12-31-12
Sherman Consulting Group, LLC - MAI TEC	26682	Substance Abuse	3624 North Bernard Street	Chicago	60618	35	Data Collection/Evaluation	Project Evaluation	\$ 50,000	1-1-12 to 12-31-12
Southeast Alcohol and Drug Abuse Center	23674	Substance Abuse	8640 South South Chicago Avenue	Chicago	60617	8	Substance Abuse	Adult Males & Females	\$ 88,211	1-1-12 to 12-31-12
St. Leonards Ministries	23685	Substance Abuse	2100 West Warren Boulevard	Chicago	60612	2	Substance Abuse	Former Incarcerated Males	\$ 81,828	1-1-12 to 12-31-12
Thresholds - MAI TEC	26534	Substance Abuse	4101 North Ravenswood Avenue	Chicago	60613	47	Mental Health Treatment	MISA	\$ 133,140	1-1-12 to 12-31-12
Trilogy, Inc. - MAI TEC	26543	Substance Abuse	1400 West Greenleaf Avenue	Chicago	60626	49	Mental Health Treatment	MISA	\$ 58,490	1-1-12 to 12-31-12
Women's Treatment Center	24811	Substance Abuse	37 South River	Aurora	60506	N/A	Substance Abuse	Females	\$ 77,340	1-1-12 to 12-31-12
Cook County/Hektoen - TB	26908	Tuberculosis	1900 West Polk Street	Chicago	60612	2	Tuberculosis Prevention	People with Tuberculosis	\$ 945,700	1-1-12 to 12-31-12
Heartland Health Outreach	26745	Tuberculosis	4750 North Sheridan Road	Chicago	60604	46	Tuberculosis Prevention	People with Tuberculosis	\$ 139,572	1-1-12 to 12-31-12
Between Friends	26450	Violence Prevention	2301 West Howard	Chicago	60612	49	Recruitment, Education & Communications Support	Adolescents	\$ 115,000	1-1-12 to 12-31-12
UIC - Ceasefire	Pending	Violence Prevention	1603 W. Taylor, M/C 923	Chicago	60612	2	Crisis Intervention & Community Counseling	Low Income & High Risk for Incarceration Individuals	\$ 750,000	8-10-12 to 8-9-15
Alivio Medical Center	25076	Women's & Children	966 West 21st Street	Chicago	60608	25	Women, Children & Infants	Nutrition Support Services	\$ 68,250	1-1-12 to 12-31-12
Asian Human Services	20426	Women's & Children	4753 North Broadway, Suite 700	Chicago	60640	48	Women, Children & Infants	Nutrition Support Services	\$ 163,800	1-1-12 to 12-31-12
Erie Family Health Center	25072	Women's & Children	1701 West Superior Street	Chicago	60622	1	Women, Children & Infants	Nutrition Support Services	\$ 231,050	1-1-12 to 12-31-12
Henry Booth House	25075	Women's & Children	2929 South Wabash	Chicago	60616	2	Women, Children & Infants	Nutrition Support Services	\$ 220,000	1-1-12 to 12-31-12
Metropolitan Family Services	25322	Women's & Children	One North Dearborn, Suite 1000	Chicago	60602	42	First Time Mothers - Ages 20-24	Home Visiting Services	\$ 187,000	1-1-12 to 12-31-12

Department Name:

Service Provider	Address	Ward	Type of Service	Population Served	Amount	Contract term
Access Community Health Network	222 North Canal Street	3	HIV Prevention	AA HRHY Ages 13-24	\$ 67,500	1-1-12 to 12-31-12
Alexian Brothers - Bonaventure	825 West Wellington Avenue	44	HIV Housing	Low income individuals & families living with HIV/AIDS that are homeless or in imminent danger of becoming homeless	\$ 40,500	1-1-12 to 12-31-12
Asian Human Services	4753 North Broadway, Suite 700	48	Violence Prevention	Predominantly Asian Parents	\$ 29,722	1-1-12 to 12-31-12
Catholic Bishop of Chicago St. Pius Center on Halsted	1919 South Ashland Avenue	25	Violence Prevention	Hispanic Parents	\$ 27,665	1-1-12 to 12-31-12
	3636 North Halsted	40	HIV Prevention	YMSM Ages 13-24	\$ 67,500	1-1-12 to 12-31-12
Chicago House and Social Services	1925 North Clybourn, Suite 401	32	HIV Housing	Low income individuals & families living with HIV/AIDS that are homeless or in imminent danger of becoming homeless	\$ 107,396	1-1-12 to 12-31-12
Chicago Youth Program	5350 South Prairie Avenue	3	Violence Prevention	African American Youth & Parents	\$ 33,437	1-1-12 to 12-31-12
Christian Community Health Center	9718 South Halsted	21	Primary Healthcare	Homeless	\$ 47,120	1-1-12 to 12-31-12
Heartland Human Care Services	208 South LaSalle, Suite 1818	47	HIV Housing	Low income individuals & families living with HIV/AIDS that are homeless or in imminent danger of becoming homeless	\$ 51,300	1-1-12 to 12-31-12
Heartland Human Care Services	208 South LaSalle, Suite 1818	47	Violence Prevention	Predominantly Hispanic Parents	\$ 28,080	1-1-12 to 12-31-12
Howard Brown Health Center	4025 North Sheridan Road	46	HIV Prevention	Homeless LGBT Ages 12-24	\$ 67,500	1-1-12 to 12-31-12
McDermott Center dba Haymarket Center	932 West Washington Boulevard	27	Primary Healthcare	Homeless	\$ 49,738	1-1-12 to 12-31-12
The Night Ministry	4711 North Ravenswood	47	HIV Prevention	Homeless Age 13+	\$ 67,500	1-1-12 to 12-31-12
South East Asia Center	1134 West Ainslie	48	Violence Prevention	Predominantly Asian Parents	\$ 253,622	1-1-12 to 12-31-12
South Side Help Center	10420 South Halsted Street	34	Violence Prevention	African American Youth	\$ 47,001	1-1-12 to 12-31-12
Taproots, Inc.	2718 West Adams Street, 2nd Floor	2	Violence Prevention	African American Parents	\$ 41,605	1-1-12 to 12-31-12
Taskforce Prevention	9 North Cicero	25	HIV Prevention	African Americans Ages 13-24	\$ 67,500	1-1-12 to 12-31-12
The Children's Place Association	1436 West Randolph, 5th Floor	27	HIV Housing	Low income individuals & families living with HIV/AIDS that are homeless or in imminent danger of becoming homeless	\$ 51,300	1-1-12 to 12-31-12
Unity Parenting and Counseling	600 West Cermak Road, Suite 300	25	Violence Prevention	Predominantly African American Parents	\$ 64,800	1-1-12 to 12-31-12
Unity Parenting and Counseling	600 West Cermak Road, Suite 300	25	HIV Housing	Low income individuals & families living with HIV/AIDS that are homeless or in imminent danger of becoming homeless	\$ 40,913	1-1-12 to 12-31-12
Universal Family Connection	1350 West 103rd	21	HIV Prevention	55 AA HRHF Ages 13-24	\$ 67,500	1-1-12 to 12-31-12
Collaborative Healthcare Urgency Group (CHUG)	2250 East Devon, Unit 124	All	Technical assistance to long-term care facilities for emergency preparedness planning, training & exercises	Long-term care facilities throughout the City and their residents	\$ 200,000	8-29-11 to 6-30-12

Department Name:

Service Provider	Address	Ward	Type of Service	Population Served	Amount	Contract term
Metropolitan Chicago Healthcare Council (MCHC)	222 South Riverside Plaza	2	Healthcare system preparedness and capability development	Hospitals & healthcare providers throughout Chicago	\$ 2,890,156	8-29-11 to 6-30-12
Aunt Martha's Youth Service Center	19990 Govenors Highway	N/A	Adult Primary Care	Uninsured Residents	\$ 220,574	7-1-12 to 12-31-12
Chicago Family Health Center	9119 South Exchange Avenue	10	Peds and Women's Primary Care	Uninsured Residents	\$ 178,664	7-1-12 to 12-31-12
Circle Family Health Care Network	5002 West Madison Street	28	Peds and Women's Primary Care	Uninsured Residents	\$ 485,634	7-9-12 to 12-31-12
Erie Family Health Center	1701 West Superior	1	Adult, Peds, and Women's Primary Care	Uninsured Residents	\$ 1,253,325	7-1-12 to 12-31-12
Heartland International Health Center	3048 North Wilton Avenue, 2nd Floor	44	Adult and Women's Health	Uninsured Residents	\$ 1,047,735	7-1-12 to 12-31-12
Mercy Family Health Center	2525 South Michigan Avenue	2	Adult, Peds, and Women's Primary Care	Uninsured Residents	\$ 1,034,408	7-1-12 to 12-31-12
UIC - Mile Square	2045 West Washington	2	Adult, Peds, and Women's Primary Care	Uninsured Residents	\$ 525,200	7-1-12 to 12-31-12
Access Community Health Network	222 N. Canal Street	3	Prevention/Education/Testing	Youth AA MSM - C	\$ 274,444	1-1-11 to 12-31-13
Advocate Health & Hospital dba Advocate Trinity Hospital	2320 E. 93rd Street	7	Prevention/Education/Testing	Youth AA HRH (f) - C	\$ 100,000	1-1-11 to 12-31-13
Asian Human Services	4753 N. Broadway, Suite 700	48	Prevention/Education/Testing	NE/NS - CW	\$ 124,940	1-1-11 to 12-31-13
Center on Halsted	3636 N. Halsted	40	Prevention/Education/Testing	Adult White MSM - A	\$ 390,109	1-1-11 to 12-31-13
Chicago House and Social Services	1925 N. Clybourn Ave., Suite 401	32	Prevention/Education	Adult PWP - A	\$ 100,000	1-1-11 to 12-31-13
Chicago Recovery Alliance	3110 W. Taylor	42	Needle Exchange/Prevention/Education	IDU - CW	\$ 347,652	1-1-11 to 12-31-13
Chicago Women's AIDS Project	2317 E. 71st Street	48	Prevention/Education/Testing	Adult PWP - CW	\$ 137,500	1-1-11 to 12-31-13
Children's Memorial Hospital	225 E. Chicago Avenue	44	Prevention/Education/Testing	Youth PWP - A	\$ 237,500	1-1-11 to 12-31-13
Heartland Health Outreach	208 S. LaSalle, Suite 1818	3	Prevention/Education/Testing	Community Level Intervention	\$ 163,319	1-1-11 to 12-31-13
Hektoen Institute, LLC /Cermak	2240 W. Ogden Ave., Floor 2	12	Prevention/Education/Testing	Adult PWP - B	\$ 190,000	1-1-11 to 12-31-13
Hektoen Institute, LLC/CORE	2240 W. Ogden Ave., Floor 2	2	Prevention/Education/Testing	Adult PWP - B	\$ 473,090	1-1-11 to 12-31-13
Hektoen Institute, LLC/Project VIDA	2240 W. Ogden Ave., Floor 2	22	Prevention/Education/Testing	Youth MSM - A	\$ 267,500	1-1-11 to 12-31-13
Hektoen Institute, LLC/ Provident	2240 W. Ogden Ave., Floor 2	4	Prevention/Education/Testing	Adult AA HRH - C	\$ 100,000	1-1-11 to 12-31-13
Hektoen Institute, LLC/ Stroger	2240 W. Ogden Ave., Floor 2	27	Prevention/Education/Testing	Post Incarcerated - CW	\$ 70,000	1-1-11 to 12-31-13
Howard Brown Health Center	4025 N. Sheridan Rd.	46	Prevention/Education/Testing	Adult White MSM - A	\$ 337,500	1-1-11 to 12-31-13
Lester & Rosalie Anixter Center - CALOR	2001 N. Clybourn, 3rd Floor	31	Prevention/Education/Testing	Adult Hispanic MSM - B	\$ 152,169	1-1-11 to 12-31-13
McDermott Center dba Haymarket Center	932 W. Washington Blvd.	27	Prevention/Education/Testing	Adult AA MSM - A	\$ 190,000	1-1-11 to 12-31-13
Mount Sinai Hospital	1500 S. California	12	Prevention/Education/Testing	Youth PWP - B	\$ 147,045	1-1-11 to 12-31-13
Public Health Institute/CBGMC	180 N. Michigan Ave., #2110	42	Prevention/Education/Testing	Community Level Intervention	\$ 150,928	1-1-11 to 12-31-13
Puerto Rican Cultural Center/ VIDA SIDA	2739 W. Division	26	Prevention/Education/Testing	Adult Hispanic MSM - A	\$ 167,500	1-1-11 to 12-31-13
South Side Help Center	10420 S. Halsted Street	34	Prevention/Education/Testing	Youth AA MSM - C	\$ 81,350	1-1-11 to 12-31-13

Department Name:

Service Provider	Address	Ward	Type of Service	Population Served	Amount	Contract term
Taskforce, Inc.	9 N. Cicero	25	Prevention/Education/Testing	Youth MSM - B	\$ 90,000	1-1-11 to 12-31-13
Test Positive Aware Network	5537 N. Broadway	48	Prevention/Education/Testing	Adult White MSM - A	\$ 270,000	1-1-11 to 12-31-13
The Night Ministry	4711 N. Ravenswood	47	Prevention/Education/Testing	Homeless - CW	\$ 70,000	1-1-11 to 12-31-13
University of Chicago	6030 S. Ellis Ave, RM 114	20	Prevention/Education/Testing	Youth PWP - C	\$ 193,673	1-1-11 to 12-31-13
University of Chicago	6030 S. Ellis Ave, RM 114	20	Expanded HIV Testing	Disproportionately Affected Populations	\$ 1,141,946	1-1-11 to 9-29-13
University of Illinois at Chicago/COIP	1603 W. Taylor, Suite 845	2	Needle Exchange/Prevention/Education	IDU - CW	\$ 231,768	1-1-11 to 12-31-13
Howard Brown Health Center	4025 North Sheridan Road	46	STI, HIV and Hepatitis Behavior and Clinical Surveillance	MSM	\$ 50,832	9-30-11 to 9-29-13
University of Illinois at Chicago	1737 W. Polk Street	2	Behavior Surveillance and HIV/Hepatitis Testing	High-risk HIV populations, Injection Drug Users, and At-Risk Heterosexuals	\$ 200,830	10-1-12 to 9-30-13
Northwestern University	710 North Lake Shore Drive	42	Behavior Surveillance and HIV Testing	Youth MSM	\$ 504,834	1-1-13 to 12-31-13
Agape Missions	840 Plainfield Road	N/A	Community Residence	Low Income HIV Positive Individuals	\$ 120,266	1-1-12 to 12-31-12
AIDS Foundation	200 West Jackson Boulevard, Suite 2200	2	Housing Information/Advocacy	Low Income HIV Positive Individuals	\$ 380,000	1-1-12 to 12-31-12
AIDS Foundation	200 West Jackson Boulevard, Suite 2200	2	Rental Assistance	Low Income HIV Positive Individuals	\$ 1,938,974	1-1-12 to 12-31-12
AIDS Foundation - SPINS	200 West Jackson Boulevard, Suite 2200	2	HIV Permanent Housing	Low Income HIV Positive Individuals	\$ 514,620	1-1-10 to 12-31-12
Alexian Brothers - Bonaventure	825 West Wellington Avenue	44	Community Residence	Low Income HIV Positive Individuals	\$ 100,000	1-1-12 to 12-31-12
Asian Human Services	4753 North Broadway, Suite 700	48	Housing Information/Advocacy	Low Income HIV Positive Individuals	\$ 47,000	1-1-12 to 12-31-12
Canticle Ministries	P.O. Box 667	N/A	Community Residence	Low Income HIV Positive Individuals	\$ 230,365	1-1-12 to 12-31-12
Chicago House and Social Services	1925 North Clybourn, Suite 401	32	Community Residence	Low Income HIV Positive Individuals	\$ 502,739	1-1-12 to 12-31-12
Christian Community Health Center	9718 South Halsted	48	Community Residence	Low Income HIV Positive Individuals	\$ 121,000	1-1-12 to 12-31-12
Community Supportive Living Systems	12231 South Emerald Avenue	34	Community Residence	Low Income HIV Positive Individuals	\$ 80,000	1-1-12 to 12-31-12
Edge Alliance	212 East Ohio Street, 5th Floor	42	Community Residence	Low Income HIV Positive Individuals	\$ 400,000	1-1-12 to 12-31-12
FOLA Community Action	8014-8018 South Ashland Avenue	21	Housing Information/Advocacy	Low Income HIV Positive Individuals	\$ 55,000	1-1-12 to 12-31-12
Heartland Human Care Services - EPOCH	208 South LaSalle, Suite 1818	42	Community Residence	Low Income HIV Positive Individuals	\$ 120,000	1-1-12 to 12-31-12
Heartland Human Care Services - Summit	208 South LaSalle, Suite 1818	42	Community Residence	Low Income HIV Positive Individuals	\$ 303,000	1-1-12 to 12-31-12
Housing Opportunities for Women	1607 West Howard Street, 2nd Floor	49	Community Residence	Low Income HIV Positive Individuals	\$ 82,000	1-1-12 to 12-31-12
Human Resources Development Institute (HRDI)	222 South Jefferson Street	9	Community Residence	Low Income HIV Positive Individuals	\$ 116,000	1-1-12 to 12-31-12
Human Resources Development Institute (HRDI)	222 South Jefferson Street	9	Housing Information/Advocacy	Low Income HIV Positive Individuals	\$ 47,508	1-1-12 to 12-31-12
Interfaith House	3456 West Franklin Boulevard	27	Community Residence	Low Income HIV Positive Individuals	\$ 209,271	1-1-12 to 12-31-12
Legal Assistance Foundation of Metropolitan Chicago	111 West Jackson, Suite 300	2	Housing Information/Advocacy	Low Income HIV Positive Individuals	\$ 106,468	1-1-12 to 12-31-12
Lester & Rosalie Anixter Center - CALOR	6610 North Clark Street	31	Community Residence	Low Income HIV Positive Individuals	\$ 110,000	1-1-12 to 12-31-12

Department Name:

Service Provider	Address	Ward	Type of Service	Population Served	Amount	Contract term
McDermott Center dba Haymarket Center	932 West Washington Boulevard	27	Community Residence	Low Income HIV Positive Individuals	\$ 240,000	1-1-12 to 12-31-12
Pilsen Little Village dba Pilsen Wellness Center	2319 South Damen Avenue	25	Community Residence	Low Income HIV Positive Individuals	\$ 80,000	1-1-12 to 12-31-12
The Children's Place Association	1436 West Randolph, 5th Floor	27	Community Residence	Low Income HIV Positive Individuals	\$ 120,000	1-1-12 to 12-31-12
Unity Parenting and Counseling	600 West Cermak Road, Suite 300	25	Community Residence	Low Income HIV Positive Individuals	\$ 80,000	1-1-12 to 12-31-12
Vital Bridges	5543 North Broadway	48	Community Residence	Low Income HIV Positive Individuals	\$ 248,526	1-1-12 to 12-31-12
Alliance of Chicago Community Health Services	215 W. Ohio St. 4th Fl	42	Adult Immunization	Diverse, underserved, high risk, uninsured, homeless adult populations	\$ 100,000	7-1-12 to 8-31-12
Beloved Community Family Wellness Center	215 W. Ohio St. 4th Fl	6	Adult Immunization	Diverse, underserved, high risk, uninsured, homeless adult populations	\$ 85,000	7-1-12 to 8-31-12
Catholic Charities Archdiocese of Chicago	721 North LaSalle	42	Immunization	Diverse, underserved, high risk, uninsured, infants, children and pregnant women	\$ 257,028	1-1-12 to 12-31-12
Illinois Chapter of American Academy of Pediatrics	1400 West Hubbard Street, Suite 100	27	Immunization	Healthcare providers serving infants, children and adolescents	\$ 65,100	1-1-12 to 12-31-12
Illinois Maternal and Child Health Coalition	1256 W. Chicago St.	27	Adult Immunization	Diverse, underserved, high risk, uninsured, homeless adult populations	\$ 267,106	7-1-12 to 8-31-12
Illinois Maternal and Child Health Coalition	1256 West Chicago Avenue, Suite 100	27	Immunization	Diverse, underserved, high risk, uninsured, infants, children and pregnant women	\$ 95,000	1-1-12 to 12-31-12
Near North Health Services Corporation	1276 N. Clybourn	27	Adult Immunization	Diverse, underserved, high risk, uninsured, homeless adult populations	\$ 80,000	7-1-12 to 8-31-12
St. Bernard Hospital	326 West 64th Street	20	Immunization	Diverse, underserved, high risk, uninsured, infants, children and pregnant women	\$ 55,000	1-1-12 to 12-31-12
Neighborhood Housing Services	1279 North Milwaukee	1	Lead Paint Prevention	Low and Moderate Income Residents	\$ 550,000	1-1-12 to 12-31-12
Christian Community Health Center	9718 S. Halsted St.	21	Psychosocial Support Services	African Americans & Latinos	\$ 33,057	3-1-11 to 2-28-14
Healthcare Alternative Systems	2755 W. Armitage	1	Substance Abuse-Outpatient	African Americans & Latinos	\$ 71,139	3-1-11 to 2-28-14
Healthcare Alternative Systems	2755 W. Armitage	1	Substance Abuse-Residential	African Americans & Latinos	\$ 94,408	3-1-11 to 2-28-14
Hektoen Institute, LLC/Project VIDA	2240 W. Ogden Ave., Floor 2	22	Mental Health	African Americans & Latinos	\$ 42,613	3-1-11 to 2-28-14
Hektoen Institute, LLC on behalf of South Suburban HIV/AIDS Regional Clinics (SSHARC)	2240 W.Ogden Ave., 2nd Floor	22	Ambulatory Outpatient Care	African Americans & Latinos	\$ 651,394	3-1-11 to 2-28-14
Hektoen Institute, LLC on behalf of South Suburban HIV/AIDS Regional Clinics (SSHARC)	2240 W.Ogden Ave., 2nd Floor	22	Early Intervention Services	African Americans & Latinos	\$ 71,393	3-1-11 to 2-28-14
Hektoen Institute, LLC on behalf of South Suburban HIV/AIDS Regional Clinics (SSHARC)	2240 W.Ogden Ave., 2nd Floor	22	Outreach	African Americans & Latinos	\$ 62,443	3-1-11 to 2-28-14
Hektoen Institute, LLC on behalf of the Austin Health Center of Cook County/CBC HIV Program	2240 W.Ogden Ave., 2nd Floor	22	Ambulatory Outpatient Care	African Americans & Latinos	\$ 545,656	3-1-11 to 2-28-14
Hektoen Institute, LLC on behalf of the Austin Health Center of Cook County/CBC HIV Program	2240 W.Ogden Ave., 2nd Floor	22	Mental Health	African Americans & Latinos	\$ 169,115	3-1-11 to 2-28-14

Department Name:

Service Provider	Address	Ward	Type of Service	Population Served	Amount	Contract term
Hektoen Institute, LLC on behalf of the Austin Health Center of Cook County/CBC HIV Program	2240 W.Ogden Ave., 2nd Floor	22	Psychosocial Support Services	African Americans & Latinos	\$ 76,393	3-1-11 to 2-28-14
The Foundation of Jackson Park Hospital on behalf of Jackson Park Hospital	7531 S. Stony Island, Suite 264	8	Ambulatory Outpatient Care	African Americans & Latinos	\$ 120,847	3-1-11 to 2-28-14
Community Counseling Centers of Chicago	4740 North Clark St	47	Adult Psychiatric Services for Insured and Undersinsured	Insured and Undersinsured Population	\$ 70,000	7-1-12 to 12-31-12
Human Resources Development Institute (HRDI)	222 S. Jefferson St	2	Adult Psychiatric Services for Insured and Undersinsured	Insured and Undersinsured Population	\$ 100,000	7-1-12 to 12-31-12
Lutheran Social Services of Illinois	1001 E. Touhy Ave Suite 50	N/A	Adult Psychiatric Services for Insured and Undersinsured	Insured and Undersinsured Population	\$ 70,000	7-1-12 to 12-31-12
Mercy Hospital and Medical Center	2525 S. Michigan Ave	2	Adult Psychiatric Services for Insured and Undersinsured	Insured and Undersinsured Population	\$ 50,000	7-1-12 to 12-31-12
Metropolitan Family Services	1 N Dearborn Suite 1000	10	Adult Psychiatric Services for Insured and Undersinsured	Insured and Undersinsured Population	\$ 20,800	7-1-12 to 12-31-12
Mount Sinai Hospital	1500 S. California	28	Adult Psychiatric Services for Insured and Undersinsured	Insured and Undersinsured Population	\$ 40,000	7-1-12 to 12-31-12
Pilsen Little Village Mental Health Center	2319 S. Damen St	25	Adult Psychiatric Services for Insured and Undersinsured	Insured and Undersinsured Population	\$ 50,000	7-1-12 to 12-31-12
Thresholds	4101 N Ravenswood St	48	Adult Psychiatric Services for Insured and Undersinsured	Insured and Undersinsured Population	\$ 99,200	7-1-12 to 12-31-12
Access Community Health Network	222 N. Canal Street	42	Ambulatory Outpatient Care	Uninsured or Underinsured HIV Positive Individuals	\$ 216,828	3-1-11 to 2-28-14
Access Community Health Network	222 N. Canal Street	42	Psychosocial Support Services	Uninsured or Underinsured HIV Positive Individuals	\$ 80,075	3-1-11 to 2-28-14
AIDS Foundation	200 W. Jackson Blvd. Suite 2200	2	Early Intervention Services	Uninsured or Underinsured HIV Positive Individuals	\$ 113,232	3-1-11 to 2-28-14
AIDS Foundation	200 W. Jackson Blvd. Suite 2200	2	Emergency Financial Assistance	Uninsured or Underinsured HIV Positive Individuals	\$ 79,310	3-1-11 to 2-28-14
AIDS Foundation	200 W. Jackson Blvd. Suite 2200	2	Housing	Uninsured or Underinsured HIV Positive Individuals	\$ 195,810	3-1-11 to 2-28-14
AIDS Foundation	200 W. Jackson Blvd. Suite 2200	2	Medical Case Management Services	Uninsured or Underinsured HIV Positive Individuals	\$ 3,051,329	3-1-11 to 2-28-14
AIDS Foundation	200 W. Jackson Blvd. Suite 2200	2	Medical Transportation	Uninsured or Underinsured HIV Positive Individuals	\$ 418,075	3-1-11 to 2-28-14
AIDS Foundation	200 W. Jackson Blvd. Suite 2200	2	Non-Medical Case Management	Uninsured or Underinsured HIV Positive Individuals	\$ 471,907	3-1-11 to 2-28-14
AIDS Legal Council of Chicago	180 N. Michigan Ave., #2110	42	Legal	Uninsured or Underinsured HIV Positive Individuals	\$ 323,603	3-1-11 to 2-28-14
Alexian Brothers - Bonaventure	825 W. Wellington Ave.	44	Psychosocial Support Services	Uninsured or Underinsured HIV Positive Individuals	\$ 36,234	3-1-11 to 2-28-14
Alexian Brothers The Harbor	826 North Ave.	N/A	Psychosocial Support Services	Uninsured or Underinsured HIV Positive Individuals	\$ 13,416	3-1-11 to 2-28-14

Department Name:

Service Provider	Address	Ward	Type of Service	Population Served	Amount	Contract term
Asian Human Services	4753 N. Broadway, Suite 700	48	Mental Health	Uninsured or Underinsured HIV Positive Individuals	\$ 36,234	3-1-11 to 2-28-14
Asian Human Services	4753 N. Broadway, Suite 700	48	Psychosocial Support Services	Uninsured or Underinsured HIV Positive Individuals	\$ 36,234	3-1-11 to 2-28-14
Catholic Charities Archdiocese of Chicago Lake County Services	721 North LaSalle	42	Food Bank/Home Delivered Meals	Uninsured or Underinsured HIV Positive Individuals	\$ 113,232	3-1-11 to 2-28-14
Catholic Charities Archdiocese of Chicago Lake County Services	721 North LaSalle	42	Psychosocial Support Services	Uninsured or Underinsured HIV Positive Individuals	\$ 38,084	3-1-11 to 2-28-14
Catholic Charities Archdiocese of Chicago Lake County Services	721 North LaSalle	42	Substance Abuse-Outpatient	Uninsured or Underinsured HIV Positive Individuals	\$ 49,100	3-1-11 to 2-28-14
Center on Halsted	3656 N. Halsted	44	Psychosocial Support Services	Uninsured or Underinsured HIV Positive Individuals	\$ 30,855	3-1-11 to 2-28-14
Chicago House and Social Services	1925 N. Clybourn Ave., Suite 401	32	Psychosocial Support Services	Uninsured or Underinsured HIV Positive Individuals	\$ 59,241	3-1-11 to 2-28-14
Chicago Women's AIDS Project	6363 N. Broadway Ave.	49	Mental Health	Uninsured or Underinsured HIV Positive Individuals	\$ 36,234	3-1-11 to 2-28-14
Chicago Women's AIDS Project	6363 N. Broadway Ave.	49	Psychosocial Support Services	Uninsured or Underinsured HIV Positive Individuals	\$ 84,631	3-1-11 to 2-28-14
Children's Memorial Hospital	225 E. Chicago Avenue	43	Ambulatory Outpatient Care	Uninsured or Underinsured HIV Positive Individuals	\$ 264,394	3-1-11 to 2-28-14
Children's Memorial Hospital	225 E. Chicago Avenue	43	Mental Health	Uninsured or Underinsured HIV Positive Individuals	\$ 45,155	3-1-11 to 2-28-14
Christian Community Health Center	9718 S. Halsted St.	21	Ambulatory Outpatient Care	Uninsured or Underinsured HIV Positive Individuals	\$ 386,840	3-1-11 to 2-28-14
Christian Community Health Center	9718 S. Halsted St.	21	Mental Health	Uninsured or Underinsured HIV Positive Individuals	\$ 97,962	3-1-11 to 2-28-14
Christian Community Health Center	9718 S. Halsted St.	21	Oral Health	Uninsured or Underinsured HIV Positive Individuals	\$ 97,239	3-1-11 to 2-28-14
Christian Community Health Center	9718 S. Halsted St.	21	Substance Abuse-Outpatient	Uninsured or Underinsured HIV Positive Individuals	\$ 74,086	3-1-11 to 2-28-14
Erie Family Health Center	1701 W. Superior, 3rd Flr.	1	Ambulatory Outpatient Care	Uninsured or Underinsured HIV Positive Individuals	\$ 132,587	3-1-11 to 2-28-14
FCAN	203 North Wabash Ave., Suite 918	42	Psychosocial Support Services	Uninsured or Underinsured HIV Positive Individuals	\$ 36,234	3-1-11 to 2-28-14
Garfield Counseling Center	4132 W. Madison Street	28	Substance Abuse-Outpatient	Uninsured or Underinsured HIV Positive Individuals	\$ 40,311	3-1-11 to 2-28-14
Heartland Health Outreach	1015 W. Lawrence Ave.	46	Ambulatory Outpatient Care	Uninsured or Underinsured HIV Positive Individuals	\$ 161,654	3-1-11 to 2-28-14
Heartland Health Outreach	1015 W. Lawrence Ave.	46	Oral Health	Uninsured or Underinsured HIV Positive Individuals	\$ 382,721	3-1-11 to 2-28-14

Department Name:

Service Provider	Address	Ward	Type of Service	Population Served	Amount	Contract term
Hektoen Institute, LLC/Project VIDA	2240 W. Ogden Ave., Floor 2	22	Psychosocial Support Services	Uninsured or Underinsured HIV Positive Individuals	\$ 59,241	3-1-11 to 2-28-14
Hektoen Institute, LLC on behalf of Provident Hospital HIV Program	2240 W.Ogden Ave., 2nd Floor	3	Ambulatory Outpatient Care	Uninsured or Underinsured HIV Positive Individuals	\$ 808,269	3-1-11 to 2-28-14
Hektoen Institute, LLC on behalf of Provident Hospital HIV Program	2240 W.Ogden Ave., 2nd Floor	3	Mental Health	Uninsured or Underinsured HIV Positive Individuals	\$ 93,995	3-1-11 to 2-28-14
Hektoen Institute, LLC on behalf of Provident Hospital HIV Program	2240 W.Ogden Ave., 2nd Floor	3	Oral Health	Uninsured or Underinsured HIV Positive Individuals	\$ 189,847	3-1-11 to 2-28-14
Hektoen Institute, LLC on behalf of Provident Hospital HIV Program	2240 W. Ogden Ave., Floor 2	3	Substance Abuse-Outpatient	Uninsured or Underinsured HIV Positive Individuals	\$ 162,064	3-1-11 to 2-28-14
Hektoen Institute, LLC on behalf of South Suburban HIV/AIDS Regional Clinics (SSHARC)	2240 W.Ogden Ave., 2nd Floor	22	Mental Health	Uninsured or Underinsured HIV Positive Individuals	\$ 67,140	3-1-11 to 2-28-14
Hektoen Institute, LLC on behalf of South Suburban HIV/AIDS Regional Clinics (SSHARC)	2240 W.Ogden Ave., 2nd Floor	22	Oral Health	Uninsured or Underinsured HIV Positive Individuals	\$ 46,572	3-1-11 to 2-28-14
Hektoen Institute, LLC on behalf of South Suburban HIV/AIDS Regional Clinics (SSHARC)	2240 W.Ogden Ave., 2nd Floor	22	Psychosocial Support Services	Uninsured or Underinsured HIV Positive Individuals	\$ 38,084	3-1-11 to 2-28-14
Hektoen Institute, LLC on behalf of South Suburban HIV/AIDS Regional Clinics (SSHARC)	2240 W.Ogden Ave., 2nd Floor	22	Substance Abuse-Outpatient	Uninsured or Underinsured HIV Positive Individuals	\$ 40,311	3-1-11 to 2-28-14
Hektoen Institute, LLC/CORE	2240 W. Ogden Ave., Floor 2	22	Ambulatory Outpatient Care	Uninsured or Underinsured HIV Positive Individuals	\$ 1,431,524	3-1-11 to 2-28-14
Hektoen Institute, LLC/CORE	2240 W. Ogden Ave., Floor 2	22	Early Intervention Services	Uninsured or Underinsured HIV Positive Individuals	\$ 135,878	3-1-11 to 2-28-14
Hektoen Institute, LLC/CORE	2240 W. Ogden Ave., Floor 2	22	Mental Health	Uninsured or Underinsured HIV Positive Individuals	\$ 313,318	3-1-11 to 2-28-14
Hektoen Institute, LLC/CORE	2240 W. Ogden Ave., Floor 2	22	Outreach Services	Uninsured or Underinsured HIV Positive Individuals	\$ 67,939	3-1-11 to 2-28-14
Hektoen Institute, LLC/CORE	2240 W. Ogden Ave., Floor 2	22	Psychosocial Support Services	Uninsured or Underinsured HIV Positive Individuals	\$ 100,545	3-1-11 to 2-28-14
Hektoen Institute, LLC/CORE	2240 W. Ogden Ave., Floor 2	22	Substance Abuse-Outpatient	Uninsured or Underinsured HIV Positive Individuals	\$ 350,892	3-1-11 to 2-28-14
Hektoen Institute, LLC/CORE	2240 W. Ogden Ave., Floor 2	22	Oral Health	Uninsured or Underinsured HIV Positive Individuals	\$ 249,755	3-1-11 to 2-28-14
Howard Area Community Center	7648 N. Paulina	49	Oral Health	Uninsured or Underinsured HIV Positive Individuals	\$ 45,378	3-1-11 to 2-28-14
Howard Brown Health Center	4025 N. Sheridan Rd.	46	Ambulatory Outpatient Care	Uninsured or Underinsured HIV Positive Individuals	\$ 252,584	3-1-11 to 2-28-14
Howard Brown Health Center	4025 N. Sheridan Rd.	46	Early Intervention Services	Uninsured or Underinsured HIV Positive Individuals	\$ 67,939	3-1-11 to 2-28-14
Howard Brown Health Center	4025 N. Sheridan Rd.	46	Mental Health	Uninsured or Underinsured HIV Positive Individuals	\$ 71,616	3-1-11 to 2-28-14
Howard Brown Health Center	4025 N. Sheridan Rd.	46	Psychosocial Support Services	Uninsured or Underinsured HIV Positive Individuals	\$ 36,234	3-1-11 to 2-28-14

Department Name:

Service Provider	Address	Ward	Type of Service	Population Served	Amount	Contract term
Howard Brown Health Center	4025 N. Sheridan Rd.	46	Substance Abuse- Outpatient	Uninsured or Underinsured HIV Positive Individuals	\$ 75,939	3-1-11 to 2-28-14
Human Resources Development Institute (HRDI)	222 S. Jefferson St.	3	Substance Abuse- Outpatient	Uninsured or Underinsured HIV Positive Individuals	\$ 166,695	3-1-11 to 2-28-14
Lake County Health Dept. and Community Health Center	3010 Grand Ave.	N/A	Ambulatory Outpatient Care	Uninsured or Underinsured HIV Positive Individuals	\$ 303,100	3-1-11 to 2-28-14
Lake County Health Dept. and Community Health Center	3010 Grand Ave.	N/A	Early Intervention Services	Uninsured or Underinsured HIV Positive Individuals	\$ 45,293	3-1-11 to 2-28-14
Lake County Health Dept. and Community Health Center	3010 Grand Ave.	N/A	Mental Health	Uninsured or Underinsured HIV Positive Individuals	\$ 60,494	3-1-11 to 2-28-14
Lake County Health Dept. and Community Health Center	3010 Grand Ave.	N/A	Oral Health	Uninsured or Underinsured HIV Positive Individuals	\$ 35,775	3-1-11 to 2-28-14
Lawndale Christian Health Center	3860 W. Ogden Ave.	24	Ambulatory Outpatient Care	Uninsured or Underinsured HIV Positive Individuals	\$ 190,592	3-1-11 to 2-28-14
Legal Assistance Foundation of Metropolitan Chicago	111 W. Jackson, Suite 300	2	Legal Services	Uninsured or Underinsured HIV Positive Individuals	\$ 247,741	3-1-11 to 2-28-14
Lorretto Hospital	645 S. Central Avenue	15	Substance Abuse- Residential	Uninsured or Underinsured HIV Positive Individuals	\$ 138,476	3-1-11 to 2-28-14
Loyola University Medical	2160 S. 1st Ave, Bldg 54, RM 149	N/A	Ambulatory Outpatient Care	Uninsured or Underinsured HIV Positive Individuals	\$ 353,618	3-1-11 to 2-28-14
McDermott Center dba Haymarket Center	120 North Sangamon Street	27	Psychosocial Support Services	Uninsured or Underinsured HIV Positive Individuals	\$ 59,241	3-1-11 to 2-28-14
McDermott Center dba Haymarket Center	120 North Sangamon Street	27	Substance Abuse- Outpatient	Uninsured or Underinsured HIV Positive Individuals	\$ 128,019	3-1-11 to 2-28-14
McDermott Center dba Haymarket Center	120 North Sangamon Street	27	Substance Abuse- Residential	Uninsured or Underinsured HIV Positive Individuals	\$ 566,160	3-1-11 to 2-28-14
Michael Reese Research & Education Foundation-HIV Care Program	2240 W.Ogden Ave., 2nd Floor	2	Ambulatory Outpatient Care	Uninsured or Underinsured HIV Positive Individuals	\$ 121,240	3-1-11 to 2-28-14
Michael Reese Research & Education Foundation-HIV Care Program	2240 W.Ogden Ave., 2nd Floor	2	Mental Health	Uninsured or Underinsured HIV Positive Individuals	\$ 62,663	3-1-11 to 2-28-14
Michael Reese Research & Education Foundation-HIV Care Program	2240 W.Ogden Ave., 2nd Floor	2	Substance Abuse- Outpatient	Uninsured or Underinsured HIV Positive Individuals	\$ 74,086	3-1-11 to 2-28-14
Mount Sinai Hospital and Medical Center	1501 S. California Blvd.	28	Mental Health	Uninsured or Underinsured HIV Positive Individuals	\$ 195,455	3-1-11 to 2-28-14
New Age Services	1330 S. Kostner	24	Substance Abuse- Outpatient	Uninsured or Underinsured HIV Positive Individuals	\$ 40,311	3-1-11 to 2-28-14
Open Door Clinic	164 Division St., Suite 607	N/A	Ambulatory Outpatient Care	Uninsured or Underinsured HIV Positive Individuals	\$ 82,847	3-1-11 to 2-28-14
Open Door Clinic	164 Division St., Suite 607	N/A	Mental Health	Uninsured or Underinsured HIV Positive Individuals	\$ 75,657	3-1-11 to 2-28-14
Open Door Clinic	164 Division St., Suite 607	N/A	Oral Health	Uninsured or Underinsured HIV Positive Individuals	\$ 50,934	3-1-11 to 2-28-14

Department Name:

Service Provider	Address	Ward	Type of Service	Population Served	Amount	Contract term
Open Door Clinic	164 Division St., Suite 607	N/A	Psychosocial Support Services	Uninsured or Underinsured HIV Positive Individuals	\$ 42,316	3-1-11 to 2-28-14
Open Door Clinic	164 Division St., Suite 607	N/A	Substance Abuse-Outpatient	Uninsured or Underinsured HIV Positive Individuals	\$ 40,311	3-1-11 to 2-28-14
Prairie State Legal Services, Inc.	303 North Main Street, Suite 600	N/A	Legal Services	Uninsured or Underinsured HIV Positive Individuals	\$ 121,599	3-1-11 to 2-28-14
Regional Care	72 North Chicago Street	N/A	Ambulatory Outpatient Care	Uninsured or Underinsured HIV Positive Individuals	\$ 282,892	3-1-11 to 2-28-14
Sinai Health System/Mount Sinai Hospital	1501 S. California Blvd.	28	Ambulatory Outpatient Care	Uninsured or Underinsured HIV Positive Individuals	\$ 101,033	3-1-11 to 2-28-14
Sinai Health System/Mount Sinai Hospital	1501 S. California Blvd.	28	Mental Health	Uninsured or Underinsured HIV Positive Individuals	\$ 58,188	3-1-11 to 2-28-14
Sinai Health System/Mount Sinai Hospital	1501 S. California Blvd.	28	Psychosocial Support Services	Uninsured or Underinsured HIV Positive Individuals	\$ 36,234	3-1-11 to 2-28-14
South Shore Hospital	8012 S. Crandon Ave.	8	Ambulatory Outpatient Care	Uninsured or Underinsured HIV Positive Individuals	\$ 101,033	3-1-11 to 2-28-14
South Side Help Center	10420 S. Halsted Street	34	Psychosocial Support Services	Uninsured or Underinsured HIV Positive Individuals	\$ 43,267	3-1-11 to 2-28-14
TBD	TBD	TBD	Substance Abuse Residential	Uninsured or Underinsured HIV Positive Individuals	\$ 84,258	thru 2-28-14
The Children's Place Association	1436 W. Randolph 5th Flr.	26	Mental Health	Uninsured or Underinsured HIV Positive Individuals	\$ 36,630	3-1-11 to 2-28-14
The Children's Place Association	1436 W. Randolph 5th Flr.	26	Psychosocial Support Services	Uninsured or Underinsured HIV Positive Individuals	\$ 32,392	3-1-11 to 2-28-14
University of Chicago	6030 S. Ellis Ave, RM 114	5	Ambulatory Outpatient Care	Uninsured or Underinsured HIV Positive Individuals	\$ 281,884	3-1-11 to 2-28-14
University of Chicago	6030 S. Ellis Ave, RM 114	5	Outreach Services	Uninsured or Underinsured HIV Positive Individuals	\$ 67,124	3-1-11 to 2-28-14
University of Chicago	6030 S. Ellis Ave, RM 114	5	Psychosocial Support Services	Uninsured or Underinsured HIV Positive Individuals	\$ 36,234	3-1-11 to 2-28-14
Universal Family Connection	1350 W. 103rd St.	21	Psychosocial Support Services	Uninsured or Underinsured HIV Positive Individuals	\$ 43,559	3-1-11 to 2-28-14
University of Illinois at Chicago	808 S. Wood Street, RM 888	2	Ambulatory Outpatient Care	Uninsured or Underinsured HIV Positive Individuals	\$ 1,281,142	3-1-11 to 2-28-14
University of Illinois at Chicago	808 S. Wood Street, RM 888	2	Mental Health	Uninsured or Underinsured HIV Positive Individuals	\$ 116,375	3-1-11 to 2-28-14
University of Illinois at Chicago/MATEC	1640 W. Roosevelt Rd., M/C 779	2	QM Professional & Technical Services	Uninsured or Underinsured HIV Positive Individuals	\$ 452,928	3-1-11 to 2-28-14
Vital Bridges	4121 W. Lake Street	28	Food Bank/Home Delivered Meals	Uninsured or Underinsured HIV Positive Individuals	\$ 913,048	3-1-11 to 2-28-14
Active Transportation Alliance	9 W. Hubbard St # 402	1	PlayStreets Pilot Program for Obesity Prevention	Primarily Youth and includes adults	\$ 75,000	7-1-12 to 12-31-12

Department Name:

Service Provider	Address	Ward	Type of Service	Population Served	Amount	Contract term
Gads Hill Center	1919 W. Cullerton Ave	25	PlayStreets Pilot Program for Obesity Prevention	Primarily Youth and includes adults	\$ 75,000	7-1-12 to 12-31-12
Metropolitan Chicago Healthcare Council (MCHC) dba Illinois Poison Center	222 South Riverside Plaza	2	Poison Control Hotline	General population and medical providers	\$ 35,000	1-1-10 to 12-31-12
Hektoen Institute - Jorge Prieto Family Health Center	2240 West Ogden Avenue, 2nd Floor	22	Community Outreach for diabetes and heart disease	Latino Adults in South Lawndale	\$ 36,540	9-29-11 to 9-30-12
Lawndale Christian Health Center	3860 West Ogden Avenue	24	Community Outreach for diabetes and heart disease	Latino & African Amer. Adults in South and North Lawndale	\$ 42,732	9-29-11 to 9-30-12
Sinai Community Institute	2653 West Ogden	28	Community Outreach for diabetes and heart disease	Latino Adults in South Lawndale	\$ 66,994	09-30-10 to 09-30-12
TBD	TBD	TBD	Syphilis Elimination	MSM Infected with syphilis and/or engage in high-risk sexual behavior	\$ 103,060	thru 12-31-13
Howard Brown Health Center	4025 North Sheridan Road	46	Syphilis Elimination		\$ 55,477	1-1-12 to 12-31-13
A Safe Heaven	2750 West Roosevelt Road	28	Substance Abuse	Adult Males	\$ 197,478	1-1-12 to 12-31-12
Ada S. McKinley Community Services	725 South Wells Street, Suite 1-A	2	Substance Abuse	Adolescents	\$ 48,300	1-1-12 to 12-31-12
Alexian Brothers - Bonaventure	825 West Wellington Avenue	44	Substance Abuse	HIV Positive Adult Males	\$ 64,873	1-1-12 to 12-31-12
Association House of Chicago - MAI TEC	1116 North Kedzie Avenue	26	Substance Abuse Treatment	Adult Males & Females	\$ 85,174	1-1-12 to 12-31-12
Caritas	1301 West 22nd Street	N/A	Substance Abuse	Telephone Lines Citywide	\$ 18,234	1-1-12 to 12-31-12
Cathedral Shelter	1668 West Ogden Avenue	2	Substance Abuse	Adult Males & Females	\$ 49,694	1-1-12 to 12-31-12
Catholic Charities	721 North LaSalle	42	Substance Abuse	Adult Males & Females	\$ 44,972	1-1-12 to 12-31-12
Chicago Women's AIDS Project - MAI TEC	6363 North Broadway Avenue	49	Substance Abuse Prevention	Former Incarcerated Males & Females	\$ 86,656	1-1-12 to 12-31-12
Christian Community Health Center - MAI TEC	9718 South Halsted	21	Mental Health Treatment	Mentally Ill & Substance Abuse	\$ 115,195	1-1-12 to 12-31-12
Cornell Intervention	2227 West 64th Street	N/A	Substance Abuse	Adult Female	\$ 250,722	1-1-12 to 12-31-12
El Rincon Community Clinic	3809 West Grand Avenue	27	Substance Abuse	African American & Hispanic Adult Males & Females	\$ 96,700	1-1-12 to 12-31-12
Family Guidance Center	310 West Chicago Avenue	27	Substance Abuse	Adult Males & Females	\$ 124,013	1-1-12 to 12-31-12
FOLA Community Action	8016 South Ashland	21	Substance Abuse	Adult Males & Females	\$ 132,870	1-1-12 to 12-31-12
Garfield Counseling Center	4132 West Madison Street	28	Substance Abuse	Adult Males & Females	\$ 96,700	1-1-12 to 12-31-12
Gateway Foundation	55 East Jackson Boulevard, Suite 1500	2	Substance Abuse	Adult Males & Females	\$ 67,127	1-1-12 to 12-31-12
Healthcare Alternative Systems	2755 West Armitage	1	Substance Abuse	Adult Males & Females	\$ 301,201	1-1-12 to 12-31-12
Healthcare Alternative Systems - MAI TEC	2755 West Armitage	1	Substance Abuse Prevention	African American & Hispanic Adult Males & Females	\$ 44,814	1-1-12 to 12-31-12
Heartland Health Outreach - MAI TEC	4750 North Sheridan Road	46	Infrastructure Development (DDCAT)	Assessments of Mental Health & Substance Abuse Providers	\$ 50,282	1-1-12 to 12-31-12
Henry Sober Living	6634 South Drexel Boulevard	5	Substance Abuse	Post Incarcerated Males	\$ 44,611	1-1-12 to 12-31-12
Howard Brown Health Center	4025 North Sheridan Road	46	Substance Abuse	LGBT	\$ 70,020	1-1-12 to 12-31-12
Human Resources Development Institute (HRDI)	222 South Jefferson Street	2	Substance Abuse	Adolescent Girls	\$ 200,000	1-1-12 to 12-31-12
Lester & Rosalie Anixter Center - CALOR	2001 North Clybourn, 3rd Floor	43	Substance Abuse	Disabled Nursing Home Residents	\$ 49,794	1-1-12 to 12-31-12
McDermott Center dba Haymarket Center	932 West Washington Boulevard	27	Substance Abuse	Adult Males & Females	\$ 285,620	1-1-12 to 12-31-12
New Age Services	1330 South Kostner	24	Substance Abuse	African American Males & Females	\$ 59,655	1-1-12 to 12-31-12
New Age Services	1330 South Kostner	24	Substance Abuse	African American Males & Females	\$ 141,728	1-1-12 to 12-31-12
New Age Services - MAI TEC	1330 South Kostner	24	Substance Abuse Treatment	Adult Males & Females	\$ 133,679	1-1-12 to 12-31-12
N-the-Spirit Transformational Living	7225 South Yale	17	Substance Abuse	Females	\$ 36,896	1-1-12 to 12-31-12

Department Name:

Service Provider	Address	Ward	Type of Service	Population Served	Amount	Contract term
Polish American Association	3834 North Cicero Avenue	45	Substance Abuse	Polish Adult Males & Females	\$ 42,717	1-1-12 to 12-31-12
Public Health Institute of Metropolitan Chicago - MAI TEC	180 North Michigan Avenue, Suite 1200	42	Infrastructure - HIV Counseling and Testing	Provider Training	\$ 175,791	1-1-12 to 12-31-12
Sherman Consulting Group, LLC - MAI TEC	3624 North Bernard Street	35	Data Collection/Evaluation	Project Evaluation	\$ 50,000	1-1-12 to 12-31-12
Southeast Alcohol and Drug Abuse Center	8640 South South Chicago Avenue	8	Substance Abuse	Adult Males & Females	\$ 88,211	1-1-12 to 12-31-12
St. Leonards Ministries	2100 West Warren Boulevard	2	Substance Abuse	Former Incarcerated Males	\$ 81,828	1-1-12 to 12-31-12
Thresholds - MAI TEC	4101 North Ravenswood Avenue	47	Mental Health Treatment	MISA	\$ 133,140	1-1-12 to 12-31-12
Trilogy, Inc. - MAI TEC	1400 West Greenleaf Avenue	49	Mental Health Treatment	MISA	\$ 58,490	1-1-12 to 12-31-12
Women's Treatment Center	37 South River	N/A	Substance Abuse	Females	\$ 77,340	1-1-12 to 12-31-12
Cook County/Hektoen - TB	1900 West Polk Street	2	Tuberculosis Prevention	People with Tuberculosis	\$ 945,700	1-1-12 to 12-31-12
Heartland Health Outreach	4750 North Sheridan Road	46	Tuberculosis Prevention	People with Tuberculosis	\$ 139,572	1-1-12 to 12-31-12
Between Friends	2301 West Howard	49	Recruitment, Education & Communications Support	Adolescents	\$ 115,000	1-1-12 to 12-31-12
UIC - Ceasefire	1603 W. Taylor, M/C 923	2	Crisis Intervention & Community Counseling	Low Income & High Risk for Incarceration Individuals	\$ 750,000	8-10-12 to 8-9-15
Alivio Medical Center	966 West 21st Street	25	Women, Children & Infants	Nutrition Support Services	\$ 68,250	1-1-12 to 12-31-12
Asian Human Services	4753 North Broadway, Suite 700	48	Women, Children & Infants	Nutrition Support Services	\$ 163,800	1-1-12 to 12-31-12
Erie Family Health Center	1701 West Superior Street	1	Women, Children & Infants	Nutrition Support Services	\$ 231,050	1-1-12 to 12-31-12
Henry Booth House	2929 South Wabash	2	Women, Children & Infants	Nutrition Support Services	\$ 220,000	1-1-12 to 12-31-12
Metropolitan Family Services	One North Dearborn, Suite 1000	42	First Time Mothers - Ages 20-24	Home Visiting Services	\$ 187,000	1-1-12 to 12-31-12

MEMORANDUM

To: The Honorable Carrie M. Austin
Chairman, Committee on the Budget and Government Operations

From: Dr. Bechara Choucair
Commissioner
Chicago Department of Public Health

CC: Maria Guerra
Mayor's Office of Legislative Counsel and Government Affairs

Date: October 30, 2012

Re: Request for Information from Annual Appropriation Committee Hearing

ID: 108

The attached information is in response to questions posed at our department's hearing on October 23, 2012 to discuss the 2013 budget.

Alderman Thomas asked: Are Federally Qualified Health Centers (FQHCs) providing the same services as CDPH did? If they're sharing the site with other providers, how can they provide the same services?

The FQHCs that have assumed the responsibility for the primary care of patients who had received care through CDPH Neighborhood Health Centers (NHCs) are providing the same services that were previously directly provided by CDPH. The City owned 6 of the 7 NHC locations. For the 6 locations owned by the City, the FQHCs are providing the same service in the same location. In all of these locations, CDPH continues to provide the other public health services that were not transitioned to the FQHCs. CDPH had rented the space that had housed our South Lawndale NHC. That space was not available to Circle Family HealthCare Network. Circle has leased space in our Lawndale facility at 1201 S. Campbell, and has added adult care to the pediatric and women's health services that had been previously offered at our South Lawndale NHC. This is a great advantage for our Mental Health clients receiving care at that site.

As always, please let me know if you have any further questions.

MEMORANDUM

To: The Honorable Carrie M. Austin
Chairman, Committee on the Budget and Government Operations

From: Dr. Bechara Choucair
Commissioner
Chicago Department of Public Health

CC: Maria Guerra
Mayor's Office of Legislative Counsel and Government Affairs

Date: October 30, 2012

Re: Request for Information from Annual Appropriation Committee Hearing

ID: 110

The attached information is in response to questions posed at our department's hearing on October 23, 2012 to discuss the 2013 budget.

Alderman Waguespack asked for a list of all preparedness personnel, the program they sit in and their program location.

Please see the attachment for the list.

As always, please let me know if you have any further questions.

Chicago Department of Public Health
 Bureau of Public Health Preparedness and Emergency Response
 Detail of Emergency Preparedness Positions

NOTE: Emergency Preparedness/Bioterrorism personnel are primarily grant funded. The two grants are the Public Health Emergency Preparedness Grant (PHEP) from the CDC and the Healthcare System Preparedness Grant (HPP) from HHS. On PHEP, there are 57.25 FTE and 2.75 FTE on HPP.

Emergency Preparedness staff primarily sit within the Bureau of Public Health Preparedness and Response at the DePaul Center. Some staff sit within other programs at CDPH's West Side Center for Disease Control (WSCDC), Lexington location, Training Center, or CDPH's Emergency Asset Management Center (EAMC).

Employee Name	Title	Program	Location	Funding Source
HALL, JOANNE	ADMIN ASST II	CD	WSCDC	CDC PHEP Grant
NIKAMAL-FARD, SHIRIN	ADMIN ASST III	PHEP	DePaul	CDC PHEP Grant
MOY, EDWARD	ADMIN ASST III	PHEP	CDPH Training Ctr	CDC PHEP Grant
VACANT	ADMIN ASST III	PHEP	DePaul	CDC PHEP Grant
SALAZAR, JAIME	ADMIN ASST III	PHEP	DePaul	CDC PHEP Grant
WILLIAMS, LINDA	ADMIN ASST III	PHEP	DePaul	CDC PHEP Grant
SHIELDS, CHRISTOPHER	ASST COMMISSIONER	PHEP	DePaul	CDC PHEP Grant
BOBBA, VIJAYA	ASST PROGRAM DIRECTOR	PHEP	DePaul	CDC PHEP Grant
VACANT	ATTORNEY	PHEP	Law Dept	50% PHEP, 50% Law Dept
COZZI, CATARINA	AUDITOR III	PHEP	DePaul	75% PHEP, 25% HPP
LATIMORE, CHARMAINE	CDC INV II	Communicable Disease	WSCDC	CDC PHEP Grant
ANDERSON, DEBORAH	CHIEF PROGRAMMER ANALYST	PHEP/DOIT	DePaul	CDC PHEP Grant
VACANT	COOR OF MAINT AND REPAIRS	PHEP	DePaul	CDC PHEP Grant
MC KINNEY, SUZET M	DEPUTY COMMISSIONER	PHEP	DePaul	CDC PHEP Grant
TIEMA, JACQUELINE	DIR OF PLANNG/RSRCH/DEV	PHEP	DePaul	CDC PHEP Grant
SMITH, SHAMIKA S	EPIDEMIOLOGIST II	CD	WSCDC	CDC PHEP Grant
EWAI DAH, SAADEH	EPIDEMIOLOGIST II	CD	WSCDC	CDC PHEP Grant
WEAVER, KINGSLEY	EPIDEMIOLOGIST II	CD	WSCDC	CDC PHEP Grant
SISTON, ALICIA	EPIDEMIOLOGIST IV	CD	WSCDC	CDC PHEP Grant
HARRIS, COREY D	FINANCE OFFICER	Finance	DePaul	50% PHEP

BOBBA, MAHITA	GRANTS RESEARCH SPECIALIST	PHEP	DePaul	CDC PHEP Grant
VACANT	HEAD STOREKEEPER	PHEP	CDPH EAMC	CDC PHEP Grant
VACANT	HEAD STOREKEEPER	PHEP	CDPH EAMC	CDC PHEP Grant
LEFEVOUR EDWARD	MANAGER OF EMERGENCY MANAGEMENT SERVICES	PHEP	DePaul	CDC PHEP Grant
VACANT	MANAGER OF QUALITY ASSURANCE	CD	WSCDC	CDC PHEP Grant
LOHFF, CORTLAND J	MEDICAL DIRECTOR	Envrionmental Hlth	Lexington	CDC PHEP Grant
WONG, WILLIAM	MEDICAL DIRECTOR	PHEP	DePaul	CDC PHEP Grant
VACANT	PROGRAM ANALYST	PHEP	DePaul	CDC PHEP Grant
DONALD, TRINA	PROGRAMMER ANALYST	PHEP/DOIT	DePaul	CDC PHEP Grant
NASH, SHIRLEY	PROGRAM DIRECTOR	Risk Management	DePaul	CDC PHEP Grant
VACANT	PROJECT MANAGER	PHEP	DePaul	CDC PHEP Grant
VACANT	PROJECT MANAGER	HPP	DePaul	HPP Grant
BATTAGLIA, PHILLIP	PROJECT MANAGER	PHEP	DePaul	CDC PHEP Grant
VACANT	PROJECT MANAGER	PHEP	DePaul	CDC PHEP Grant
VACANT	PROJECTS ADMINISTRATOR	PHEP	DePaul	CDC PHEP Grant
MURRAY, SARAH	PROJECTS ADMINISTRATOR	PHEP	DePaul	CDC PHEP Grant
WOJTYCHIW, VICTOR	PROJECTS ADMINISTRATOR	PHEP	DePaul	CDC PHEP Grant
ROBBINS, MICHAEL J	PROJECTS ADMINISTRATOR	PHEP	DePaul	CDC PHEP Grant
ILEGBODU, VICTOR	PROJECTS ADMINISTRATOR	PHEP	DePaul	CDC PHEP Grant
WEBER, ELISABETH	PROJECTS ADMINISTRATOR	HPP	DePaul	HPP Grant
THOMAS, DARNELL	PROJECTS ADMINISTRATOR	PHEP	DePaul	CDC PHEP Grant
BOUKYDIS, NIKOLETA	PSYCHOLOGIST	PHEP	Training Ctr	CDC PHEP Grant
WOODS, SUSAN L.	PUB HLTH ADMIN I	HPP	DePaul	50% PHEP, 50% HPP
REED, MICHELE L	PUB HLTH ADMIN II	PHEP	DePaul	CDC PHEP Grant
BROWLEY, THERESA	PUB HLTH NURSE IV	PHEP	Training Ctr	CDC PHEP Grant
CAINE, JANNITA	PUB HLTH NURSE IV	PHEP and HPP	DePaul	CDC PHEP Grant
VACANT	PUBLIC RELATION REP III	PHEP	DePaul	CDC PHEP Grant
FERNANDEZ, JULIO	REGIONAL COMM DESEASE INVESTIGATOR	PHEP	WSCDC	CDC PHEP Grant
BRAZIL, ANITA	SANITARIAN II	Food Protection	Lexington	CDC PHEP Grant
SU, JESUS	SANITARIAN II	Food Protection	Lexington	CDC PHEP Grant
TAMIMI, MARWAN	SANITARIAN II	Food Protection	Lexington	CDC PHEP Grant

VACANT	SENIOR EMERGENCY MANAGEMENT COORDINATOR	PHEP	DePaul	CDC PHEP Grant
TROJANEK, RICHARD J	SENIOR EMERGENCY MANAGEMENT COORDINATOR	PHEP	DePaul/EAMC	CDC PHEP Grant
SCHELLINGER, KATE	SENIOR EMERGENCY MANAGEMENT COORDINATOR	PHEP	DePaul	CDC PHEP Grant
VACANT	SENIOR EMERGENCY MANAGEMENT COORDINATOR	PHEP	DePaul	CDC PHEP Grant
KHATCHADOURIAN, MARC	SENIOR EMERGENCY MANAGEMENT COORDINATOR	PHEP	OEMC	CDC PHEP Grant
LAPORTE, DIANA	SR DATA ENTRY OPERATOR	CD	WSCDC	CDC PHEP Grant
HEARAN, KARIN (FAIR)	SR DATA ENTRY OPERATOR	CD	WSCDC	CDC PHEP Grant
PALMER, EDWARD	SR PROGRAMMER ANALYST	PHEP/DOIT	DePaul	CDC PHEP Grant
ROA, EDWARD	SR TELECOMMUNICATIONS SPEC	PHEP/DOIT	DePaul	CDC PHEP Grant
FRANKS, MARI-JILL	TRAINING OFFICER	PHEP	Training Ctr	CDC PHEP Grant

* Public Health Emergency Preparedness (PHEP)

*Hospital Preparedness Program (HPP)

*Communicable Disease (CD)

MEMORANDUM

To: The Honorable Carrie M. Austin
Chairman, Committee on the Budget and Government Operations

From: Dr. Bechara Choucair
Commissioner
Chicago Department of Public Health

CC: Maria Guerra
Mayor's Office of Legislative Counsel and Government Affairs

Date: October 30, 2012

Re: Request for Information from Annual Appropriation Committee Hearing

ID: 276

The attached information is in response to questions posed at our department's hearing on October 23, 2012 to discuss the 2013 budget.

Alderman Arena asked: How are patients better off with privatization of our public health system because two of CDPH's "partner agencies" have closed in the last two months and clients have faced yet another disruption?

No CDPH clients were referred to the Counseling Center of Lakeview, one of the agencies that closed. Clients referred to Community Mental Health Council (CMHC) did require outreach to arrange alternate care. CDPH staff followed up with all clients referred to CMHC. Eighteen (18) former CDPH clients returned to CDPH for care and CDPH coordinated with partners to see the remaining clients. Because of the transition, CDPH was also able to absorb 53 new clients from CMHC.

As always, please let me know if you have any further questions.

MEMORANDUM

To: The Honorable Carrie M. Austin
Chairman, Committee on the Budget and Government Operations

From: Dr. Bechara Choucair
Commissioner
Chicago Department of Public Health

CC: Maria Guerra
Mayor's Office of Legislative Counsel and Government Affairs

Date: October 30, 2012

Re: Request for Information from Annual Appropriation Committee Hearing

ID: 277

The attached information is in response to questions posed at our department's hearing on October 23, 2012 to discuss the 2013 budget.

Alderman Arena asked: How are patients better off with privatization of our public health system when inadequate staffing and increasing caseloads are compromising care at the remaining CDPH clinics?

CDPH adjusted staffing to bring the number of therapists in line with our psychiatric staffing. Our current staff has the capacity to manage approximately 4,000 clients annually. We continue to see additional new clients. Since May 2012, 488 additional new clients are now receiving services through CDPH clinics. The staffing adjustment also assured that each center would have adequate administrative support staff to answer phones, make appointments, register clients and process billing.

As always, please let me know if you have any further questions.

MEMORANDUM

To: The Honorable Carrie M. Austin
Chairman, Committee on the Budget and Government Operations

From: Dr. Bechara Choucair
Commissioner
Chicago Department of Public Health

CC: Maria Guerra
Mayor's Office of Legislative Counsel and Government Affairs

Date: October 30, 2012

Re: Request for Information from Annual Appropriation Committee Hearing

ID: 278

The attached information is in response to questions posed at our department's hearing on October 23, 2012 to discuss the 2013 budget.

Alderman Arena asked: How are patients better off with privatization of our public health system? CDPH does not appear to have an active transition team despite promises to carefully monitor the transition of all CDPH clients.

A dedicated transition team, consisting of Assistant Director of Nursing, 3 Center Directors, a Public Health Nurse IV and a mental health consumer recovery specialist, followed up with all clients referred to community providers and new CDPH sites. The team continues to work with the clients. For example, when Community Mental Health Council closed, the team tracked former CDPH clients to arrange care back with CDPH or with another community partner. CDPH coordinated the scheduling of appointments for 425 of the 429 (99%) clients transitioned to community partners. 4 clients refused services. CDPH worked with clients to track their adherence to keeping their appointments. The team has assisted 63 clients return to CDPH since the clients were experiencing challenges with the transition.

As always, please let me know if you have any further questions.

MEMORANDUM

To: The Honorable Carrie M. Austin
Chairman, Committee on the Budget and Government Operations

From: Dr. Bechara Choucair
Commissioner
Chicago Department of Public Health

CC: Maria Guerra
Mayor's Office of Legislative Counsel and Government Affairs

Date: October 30, 2012

Re: Request for Information from Annual Appropriation Committee Hearing

ID: 279

The attached information is in response to questions posed at our department's hearing on October 23, 2012 to discuss the 2013 budget.

Alderman Arena asked: How are patients better off with privatization of our public health system when CDPH reports that the total number of clients has been cut by 50%?

Our current active caseload, 2,639, is 94% of our pre-transition active caseload. The total number of active clients before the transition was 2,798. The reduction in staff was approximately 34%. Most of the therapists had unused capacity in their caseload and could absorb additional clients. Please note, CDPH did not reduce the number of psychiatrists. The reforms allow the psychiatrists to better manage their caseload. These reforms are also allowing us to see additional new clients at the consolidated centers.

As always, please let me know if you have any further questions.

MEMORANDUM

To: The Honorable Carrie M. Austin
Chairman, Committee on the Budget and Government Operations

From: Dr. Bechara Choucair
Commissioner
Chicago Department of Public Health

CC: Maria Guerra
Mayor's Office of Legislative Counsel and Government Affairs

Date: October 30, 2012

Re: Request for Information from Annual Appropriation Committee Hearing

ID: 280

The attached information is in response to questions posed at our department's hearing on October 23, 2012 to discuss the 2013 budget.

Alderman Cappleman asked for a list of corporate funded delegate agencies, what services they provide and a list of new funding.

The corporate delegate line item totals \$9,777,504 and includes the following:

\$4,700,000 – To cover co-pays for uninsured patients transitioned to the Federally Qualified Health Centers. This was part of the transition plan; however, most of these funds were previously housed in the Finance General account managed by OBM – they have been moved to our corporate budget.

\$750,000 – To cover the CeaseFire collaboration with the Chicago Police Department which is a public health violence prevention priority. This funding had also been budgeted in Finance General.

\$687,800 – For the Tuberculosis Control IGA with the Cook County Health and Hospital System to deliver clinical services to patients with active and latent TB diagnoses. This agreement began in January 2012.

\$150,000 – Ongoing commitment to provide housing for individuals experiencing homelessness who are receiving treatment for TB.

\$2,077,204 – Continued funding to delegate agencies that provide substance abuse services.

New Funding:

\$1,412,500 - To initiate a school based mobile vision program in Chicago Public Schools and provide approximately 20,000 comprehensive eye exams and glasses as needed to CPS students.

As always, please let me know if you have any further questions.

MEMORANDUM

To: The Honorable Carrie M. Austin
Chairman, Committee on the Budget and Government Operations

From: Dr. Bechara Choucair
Commissioner
Chicago Department of Public Health

CC: Maria Guerra
Mayor's Office of Legislative Counsel and Government Affairs

Date: October 30, 2012

Re: Request for Information from Annual Appropriation Committee Hearing

ID: 281

The attached information is in response to questions posed at our department's hearing on October 23, 2012 to discuss the 2013 budget.

Alderman Cochran asked that the Department examine the capacity at the Englewood Health Clinic to see if staffing increases are necessary.

The Department was able to determine the productivity for the mental health staff at the Englewood Health Clinic.

The productivity numbers at the Englewood Health Clinic have improved since the transition. There are 4 clinical therapists and 1 psychologist that are providing clinical care at the Englewood Health Clinic (as well as part-time psychiatry). From May to September, the average productivity for the staff is 72% for the clinical therapists. This translates into approximately 3.6 hours of billable time per 7 hour day. Until the clerk, who is on currently on leave returns, staff members are registering no more than 15 patients a day for the remaining clinical staff.

As always, please let me know if you have any further questions.

MEMORANDUM

To: The Honorable Carrie M. Austin
Chairman, Committee on the Budget and Government Operations

From: Dr. Bechara Choucair
Commissioner
Chicago Department of Public Health

CC: Maria Guerra
Mayor's Office of Legislative Counsel and Government Affairs

Date: October 30, 2012

Re: Request for Information from Annual Appropriation Committee Hearing

ID: 283

The attached information is in response to questions posed at our department's hearing on October 23, 2012 to discuss the 2013 budget.

Alderman Pope asked for the quarterly reports from the mental health and primary care services.

The Department will send Alderman Pope the mental health and primary care services quarterly reports after they have been finalized.

As always, please let me know if you have any further questions.

MEMORANDUM

To: The Honorable Carrie M. Austin
Chairman, Committee on the Budget and Government Operations

From: Dr. Bechara Choucair
Commissioner
Chicago Department of Public Health

CC: Maria Guerra
Mayor's Office of Legislative Counsel and Government Affairs

Date: October 30, 2012

Re: Request for Information from Annual Appropriation Committee Hearing

ID: 284

The attached information is in response to questions posed at our department's hearing on October 23, 2012 to discuss the 2013 budget.

Alderman Smith asked for a meeting with Commissioner Choucair, First Deputy, Antonio Beltran, Commissioner Diaz, Alderman Tunney, Alderman Cappleman and herself to discuss the homeless youth population in need of services.

The Department will schedule a meeting to discuss the homeless youth population's need of services.

As always, please let me know if you have any further questions.
