


# 2019 Chicago Energy Benchmarking Report ★ ★ ★ ★

## ENERGY

benchmarking

is the **foundation** for




Reducing energy,



Saving on utility costs, &



Supporting clean energy jobs.



## REACH

Under **Chicago Energy Benchmarking**, **91%** of large buildings reported energy use in **2019**, up from **88%** in **2018**.

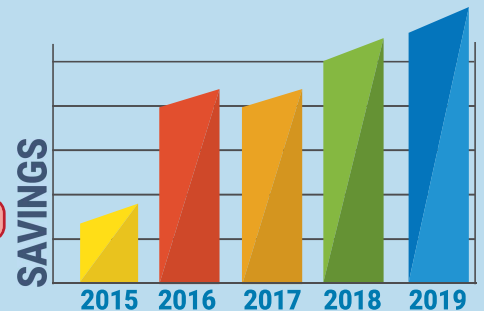



There are also **over a thousand** buildings **voluntarily** benchmarking in Chicago.

## IMPACT AND OPPORTUNITY

Reporting properties have **saved an estimated \$24.6 million per year from energy reductions**, with cumulative **savings** of nearly **\$74 million** since **2016**.

The carbon emissions from these buildings are down by **15%** in just three years.



## BUILDING ON SUCCESS

The **Chicago Energy Rating System** was successfully rolled out in 2019 to increase **awareness** of energy use. Building owners are now able to display a placard illustrating their building's energy performance to the general public. Chicago is proud to be the **first city in the nation** to require this kind of **transparency**.

The next energy reports are due by **June 1, 2020**

To learn more, go to: [www.CityofChicago.org/EnergyBenchmarking](http://www.CityofChicago.org/EnergyBenchmarking)  
[www.ChicagoEnergyRating.org](http://www.ChicagoEnergyRating.org)