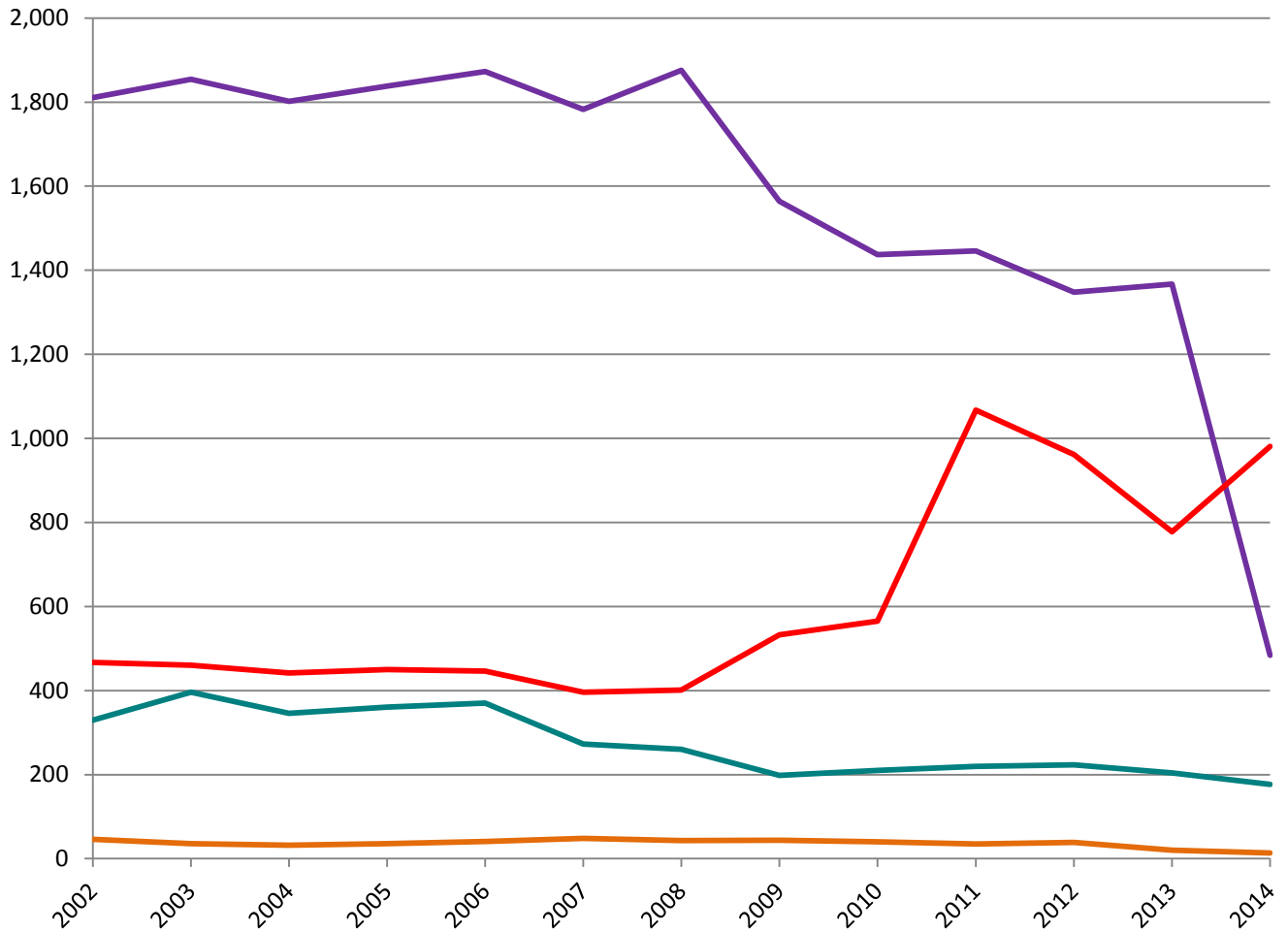


Addison Industrial Corridor

Core Jobs – 2002-2014

Trend: Office and Business Support

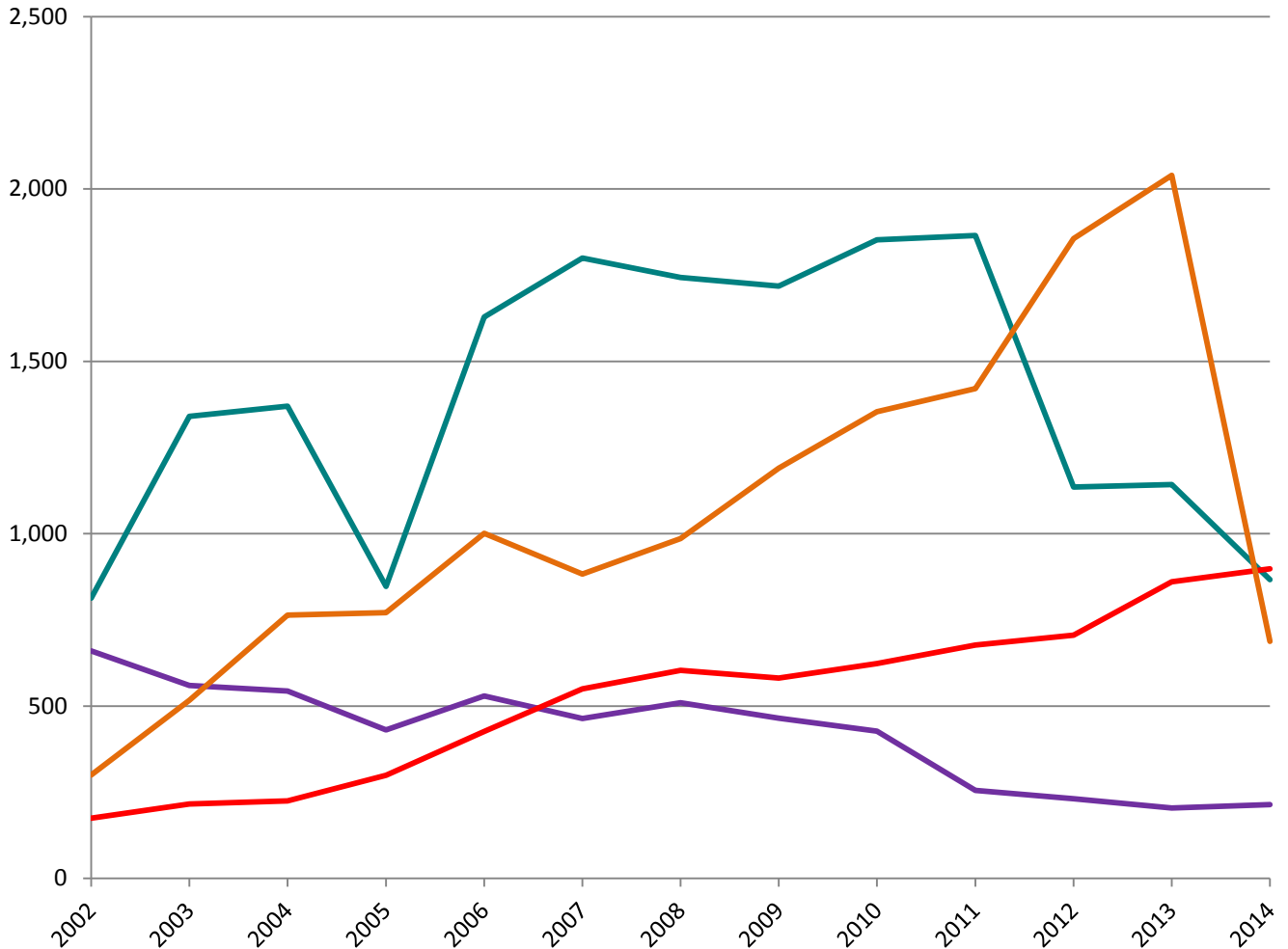


Year	Manufacturing	Moving, storing goods & materials; construction	Information, technology & mangement	Business Support Services
2002	1,811	330	467	46
2003	1,854	396	460	36
2004	1,802	346	442	32
2005	1,838	361	450	36
2006	1,873	370	446	41
2007	1,783	273	396	48
2008	1,876	260	401	43
2009	1,564	198	533	44
2010	1,437	210	565	40
2011	1,446	220	1,067	35
2012	1,348	223	962	39
2013	1,367	204	778	20
2014	484	177	981	14

- Manufacturing
- Moving & Storing of Goods & Materials and Construction
- Information, Technology and Management
- Business to Business

Kinzie Industrial Corridor – East of Ogden

Core Jobs – 2002-2014

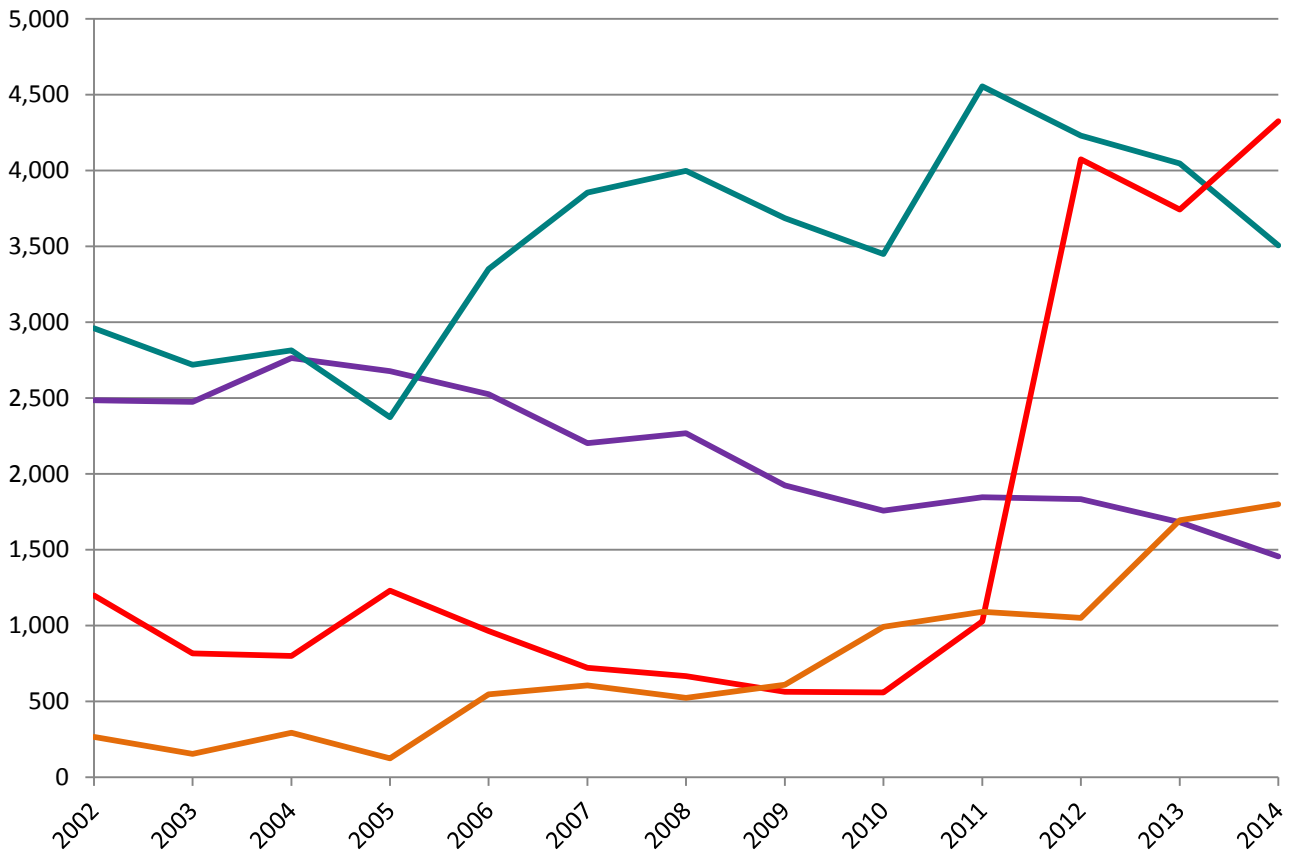


Year	Manufacturing	Moving, storing goods & materials; Construction	Information, Technology & Management	Business Support Services
2002	660	813	175	300
2003	560	1,340	216	517
2004	544	1,370	225	764
2005	431	847	299	771
2006	529	1,629	426	1,001
2007	464	1,800	550	883
2008	510	1,743	604	986
2009	465	1,718	581	1,190
2010	427	1,853	623	1,354
2011	255	1,865	677	1,421
2012	231	1,135	706	1,856
2013	204	1,143	861	2,040
2014	214	867	898	688

- Manufacturing
- Moving & Storing of Goods & Materials and Construction
- Information, Technology and Management
- Business to Business

North Branch Industrial Corridor

Core Jobs – 2002-2014

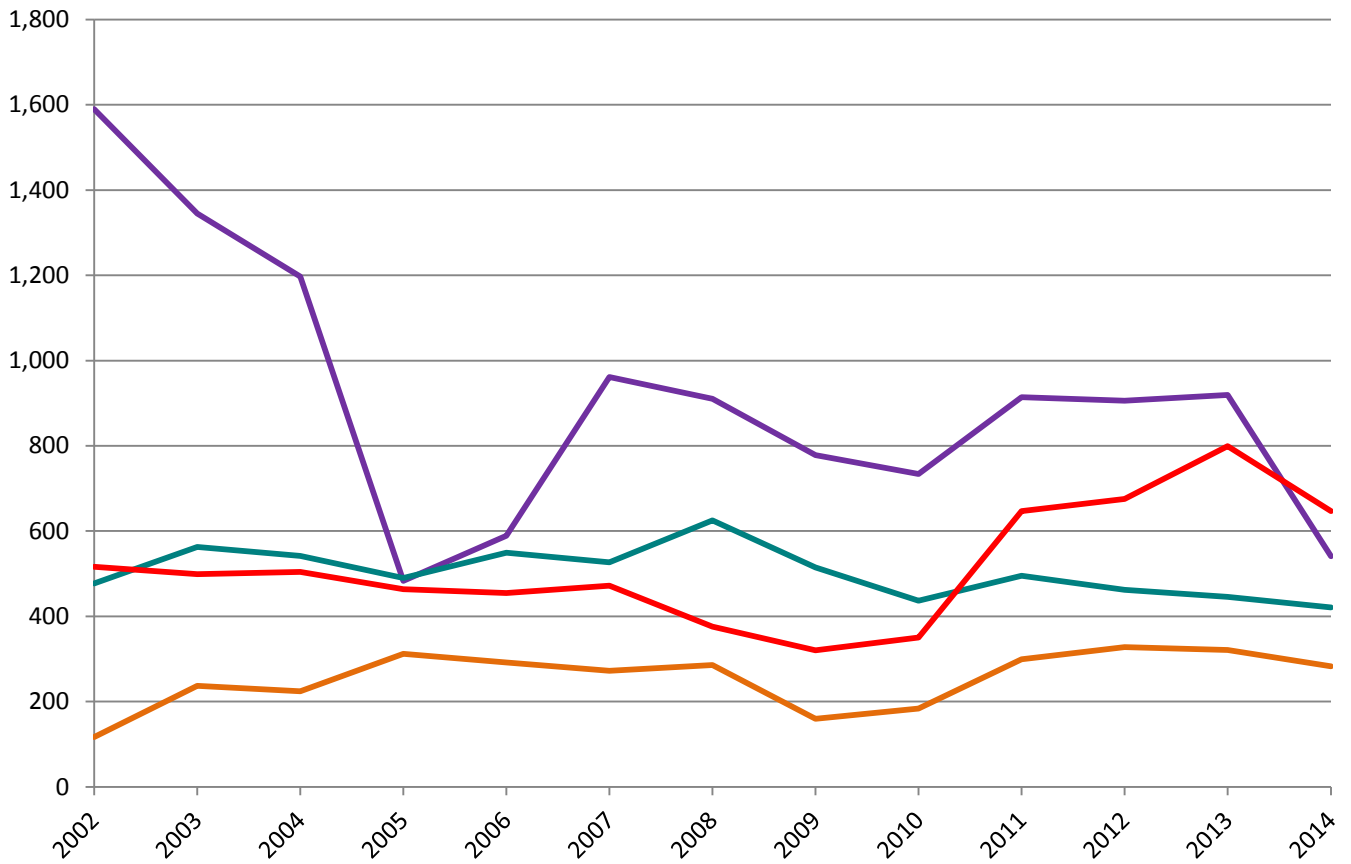


Year	Manufacturing	Moving, storing goods & materials; construction	Information, technology & magement	Business Support Services
2002	2,485	2,961	1,198	266
2003	2,476	2,720	818	155
2004	2,764	2,815	801	295
2005	2,677	2,374	1,230	125
2006	2,525	3,350	964	548
2007	2,204	3,856	722	607
2008	2,269	3,999	668	524
2009	1,924	3,687	564	610
2010	1,759	3,450	559	993
2011	1,846	4,556	1,028	1,092
2012	1,834	4,230	4,075	1,051
2013	1,682	4,048	3,744	1,695
2014	1,456	3,508	4,326	1,801

- Manufacturing
- Moving & Storing of Goods & Materials and Construction
- Information, Technology and Management
- Business to Business

Ravenswood Industrial Corridor

Core Jobs – 2002-2014



Year	Manufacturing	Moving, storing goods & materials; construction	Information, technology & management	Business Support Services
2002	1,590	477	516	117
2003	1,345	563	499	237
2004	1,197	542	504	224
2005	483	490	464	312
2006	589	549	455	292
2007	961	527	472	272
2008	910	625	376	286
2009	778	515	320	160
2010	734	437	350	184
2011	914	495	647	299
2012	906	462	675	328
2013	919	446	799	321
2014	541	421	647	283

- Manufacturing
- Moving & Storing of Goods & Materials and Construction
- Information, Technology and Management
- Business to Business