

Status of Police District 011

Police District Council 011

September 20th, 2023

Bryan Ramson, Police District Council 011, Chair

Bryan.RamsonJr@cityofchicago.org

Jocelyn Woodards, Police District Council 011, Nominating Member

Jocelyn.Woodards@cityofchicago.org

Alees Edwards, Police District Council 011, Community Engagement Coordinator

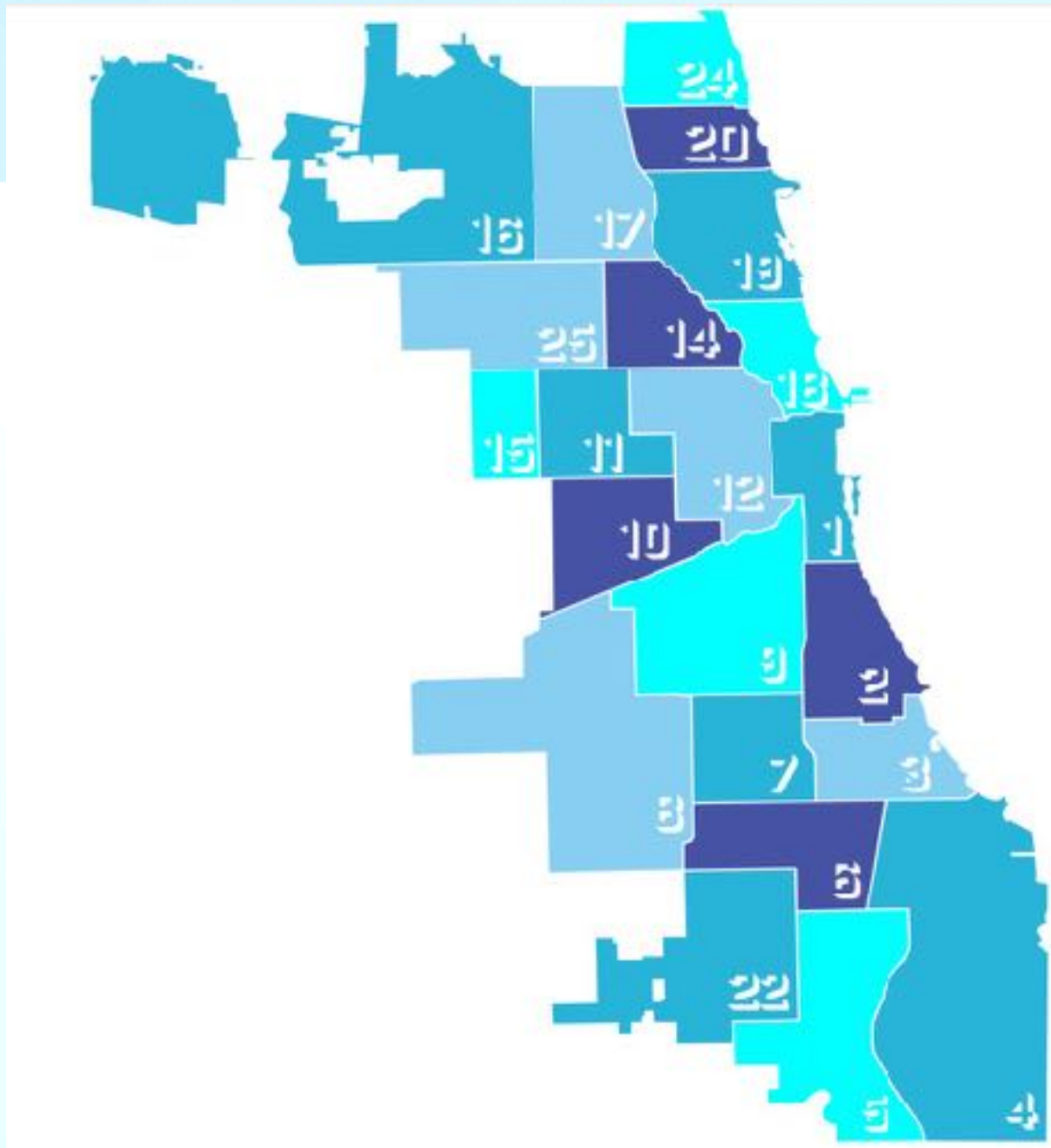
Alees.Edwards@cityofchicago.org

What are the Police District Councils?

The Police District Councils are a body created by the CCPSA Ordinance.

Community Commission for Public Safety & Accountability (CCPSA)

Municipal Code 2-80 (Passed in 2021) creates two deliberative bodies:



The Police District Councils

22-3 members councils, broken up by **Police District**.



The Community Commission

1-7 member commission that serves the entire city.

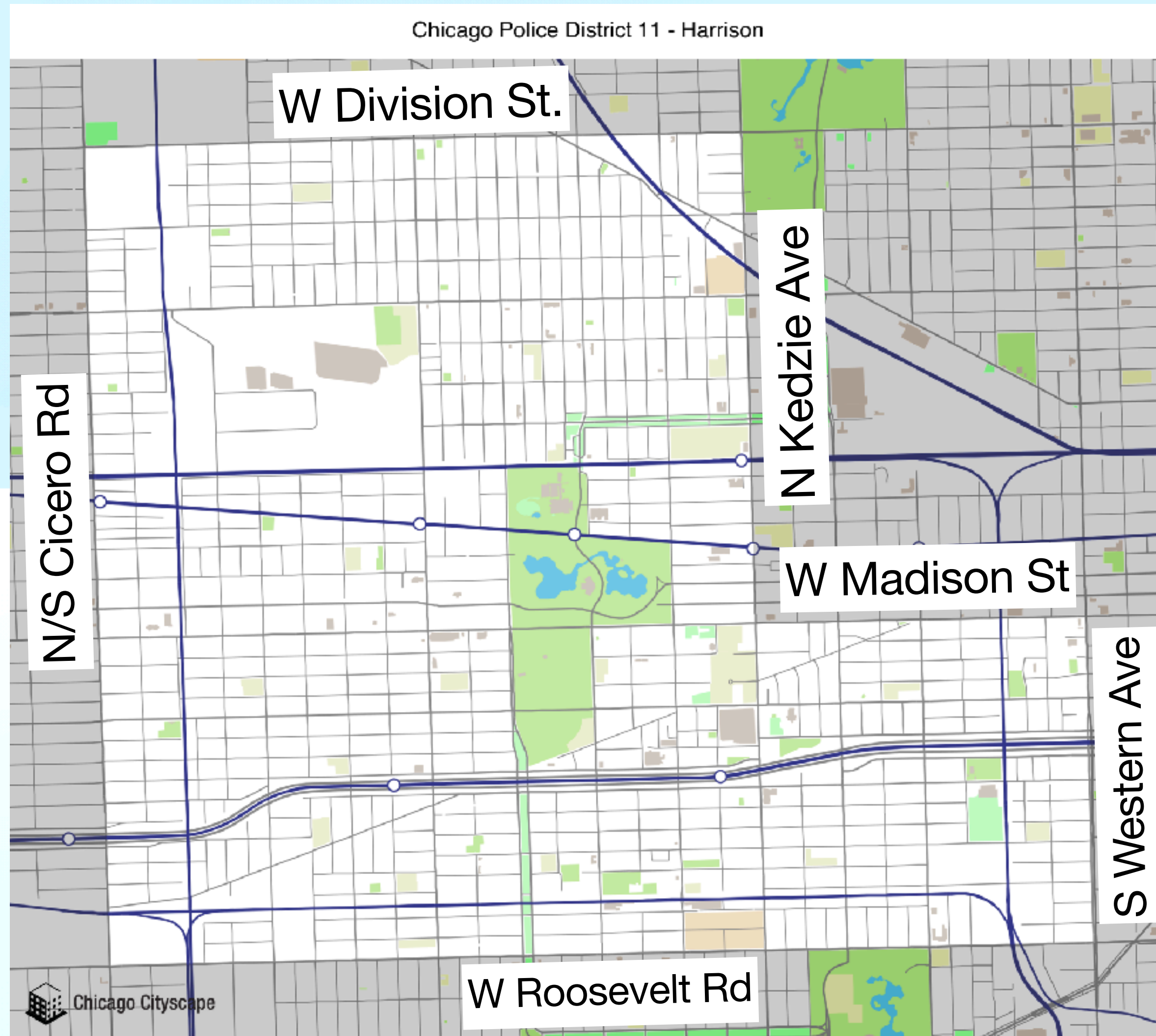
Purpose of the Police District Councils

- Establish and maintain local connections with the police.
- Assist in community based policing.
- Gather community input for the commission.
- Serve as a local forum for concerns about policing or police within the District.
- Give the commission independence and legitimacy.
- Select the 7 commissioners.
- Assist the commission in its duties.

Purpose of the Commission

- Work with the Chicago Police Department to enhance public safety.
- Strengthen the trust between the CPD and Chicago residents.
- Inform the Community on CPD policies.
- Center community opinion in CPD policies.
- Promote transparency.
- Assist in Compliance with the Consent Decree.
- Insure efficient use of resources in maintaining public safety.
- Exercise oversight over CPD, COPA, and the Police Board.

Police District Council 011



**Commander
Davina Ward**

Police District Council 011 Websites & Contacts

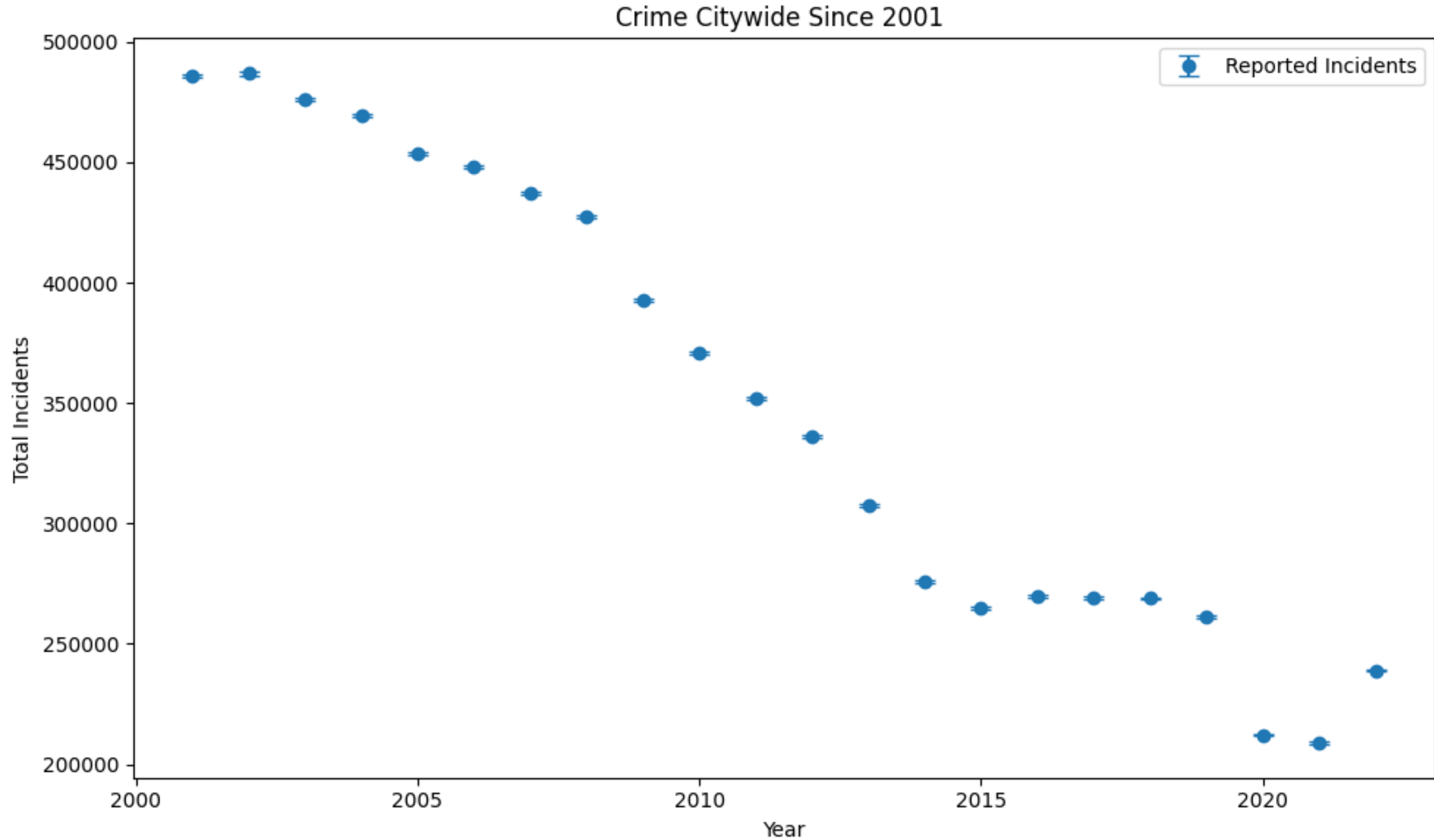


https://www.chicago.gov/city/en/depts/ccpsa/supp_info/district-council-pages/DC011.html

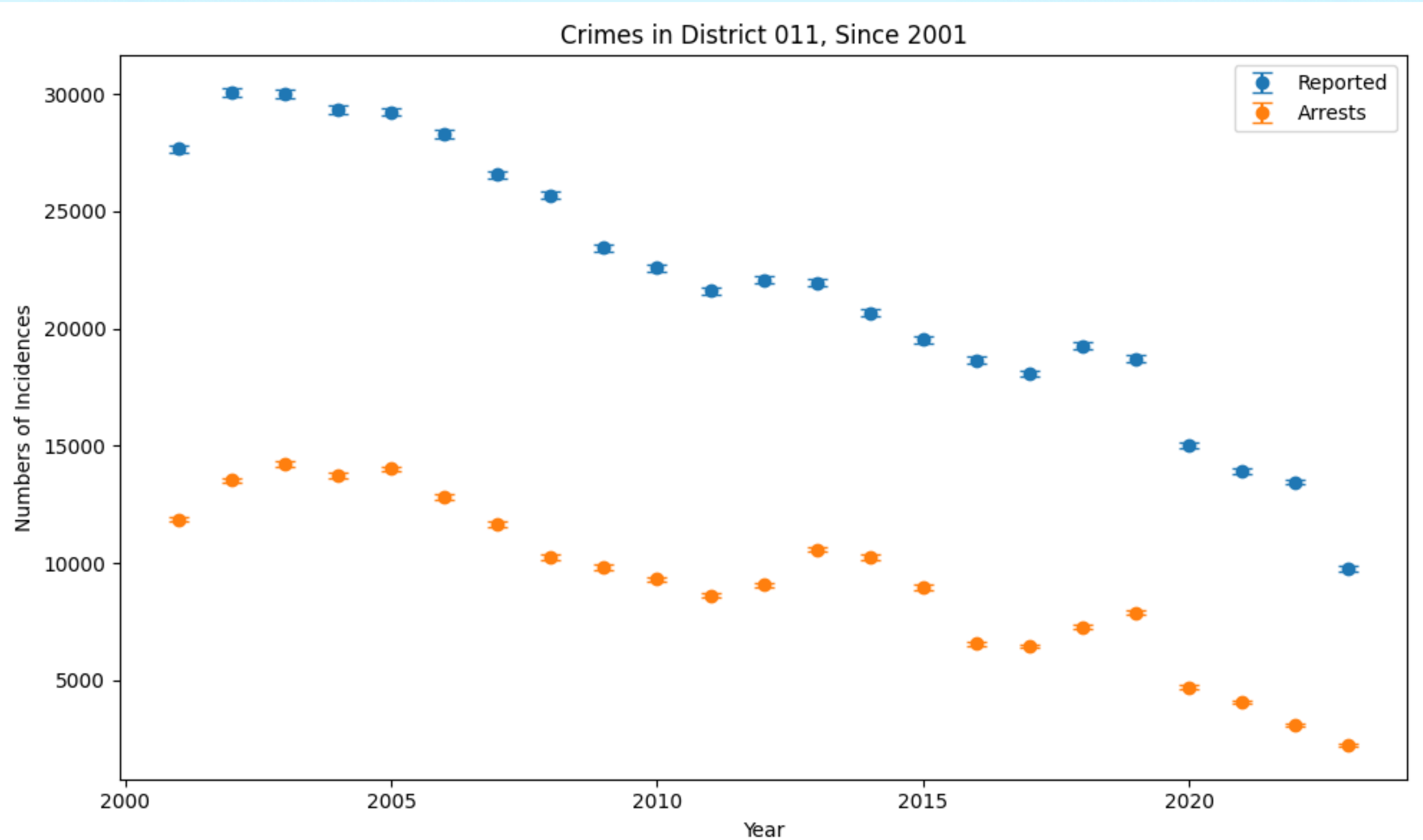


[facebook.com/CCPSADC011](https://www.facebook.com/CCPSADC011)

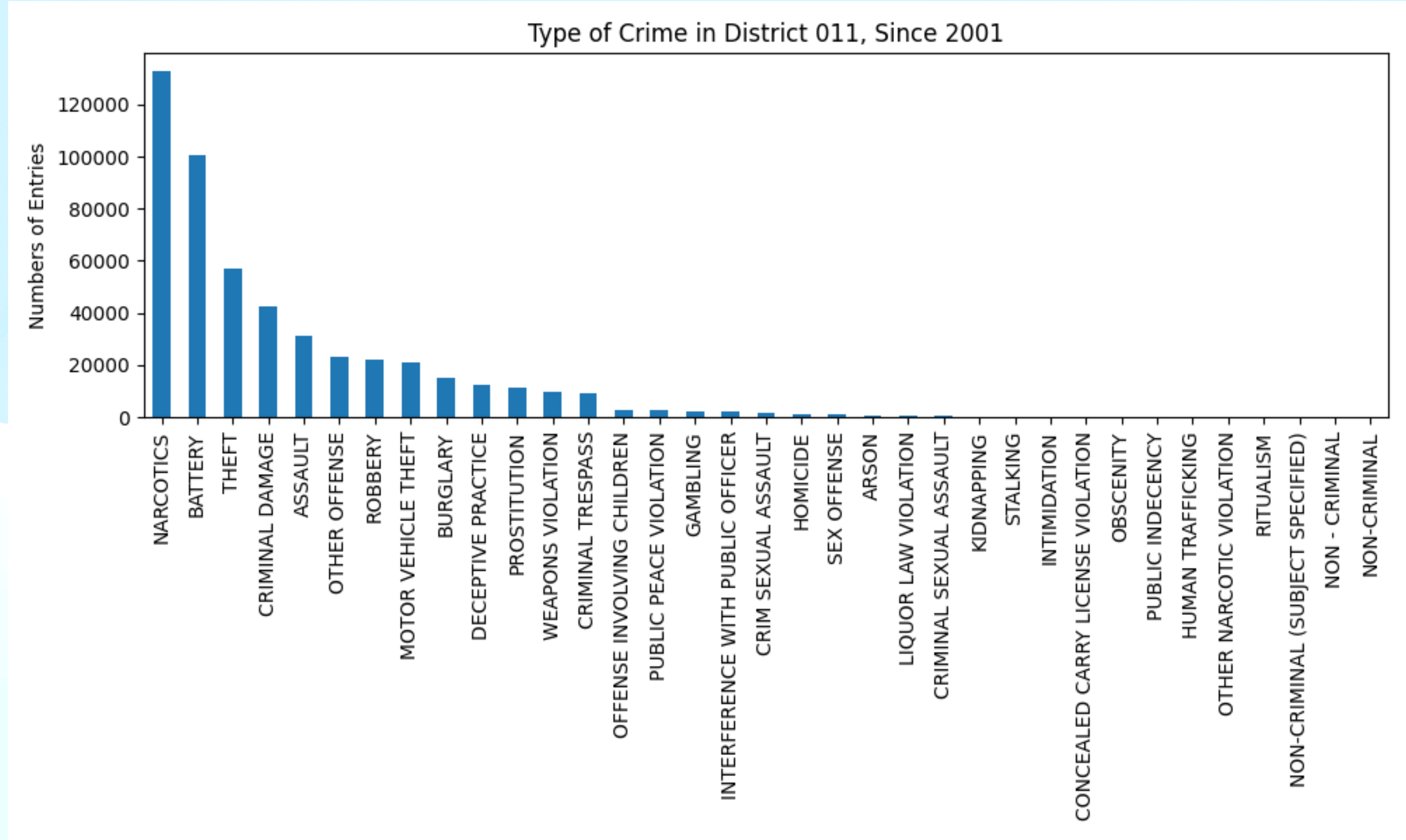
Historical Status of Crime Citywide



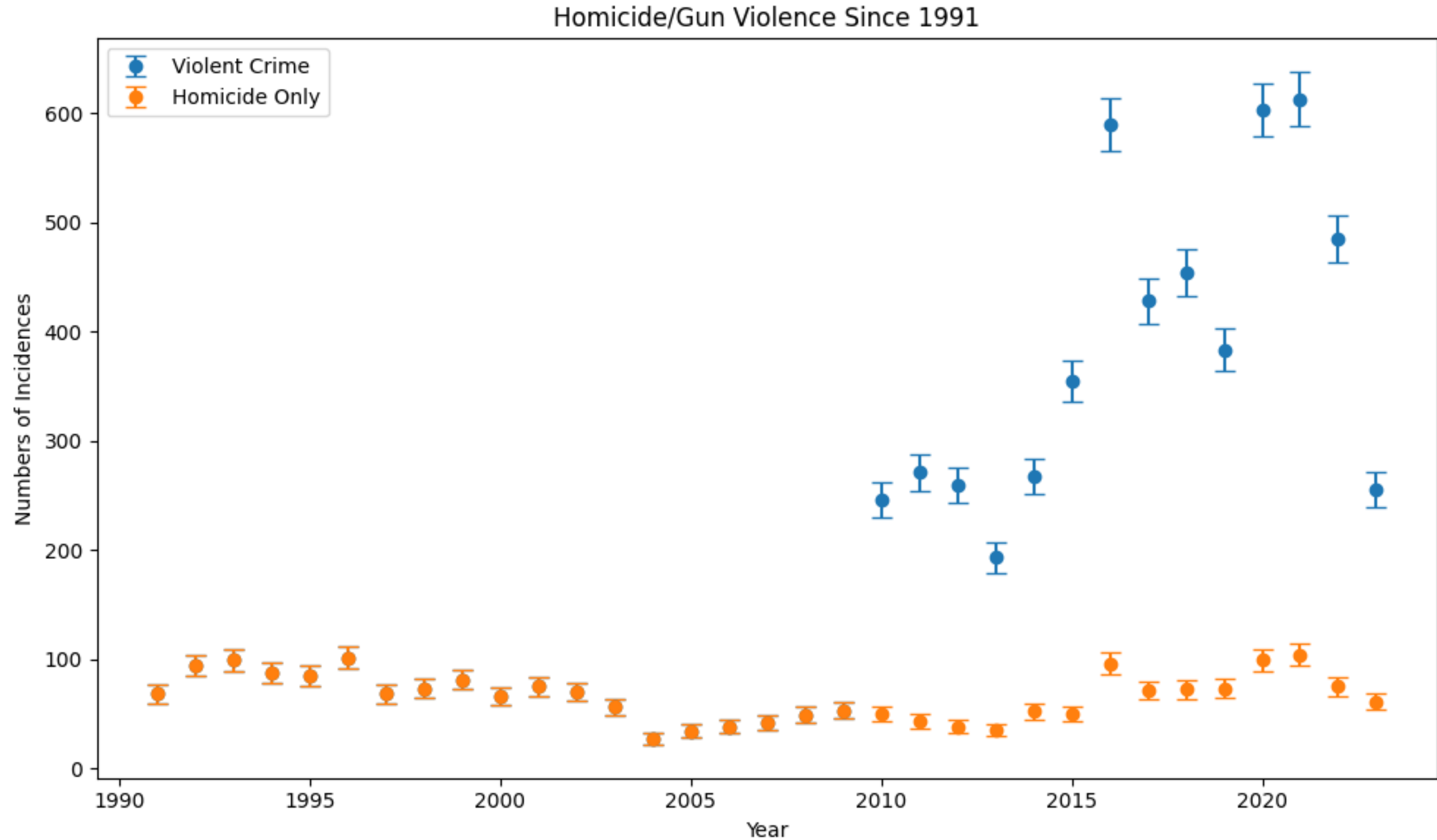
Historical Status of Crime in Police District 011



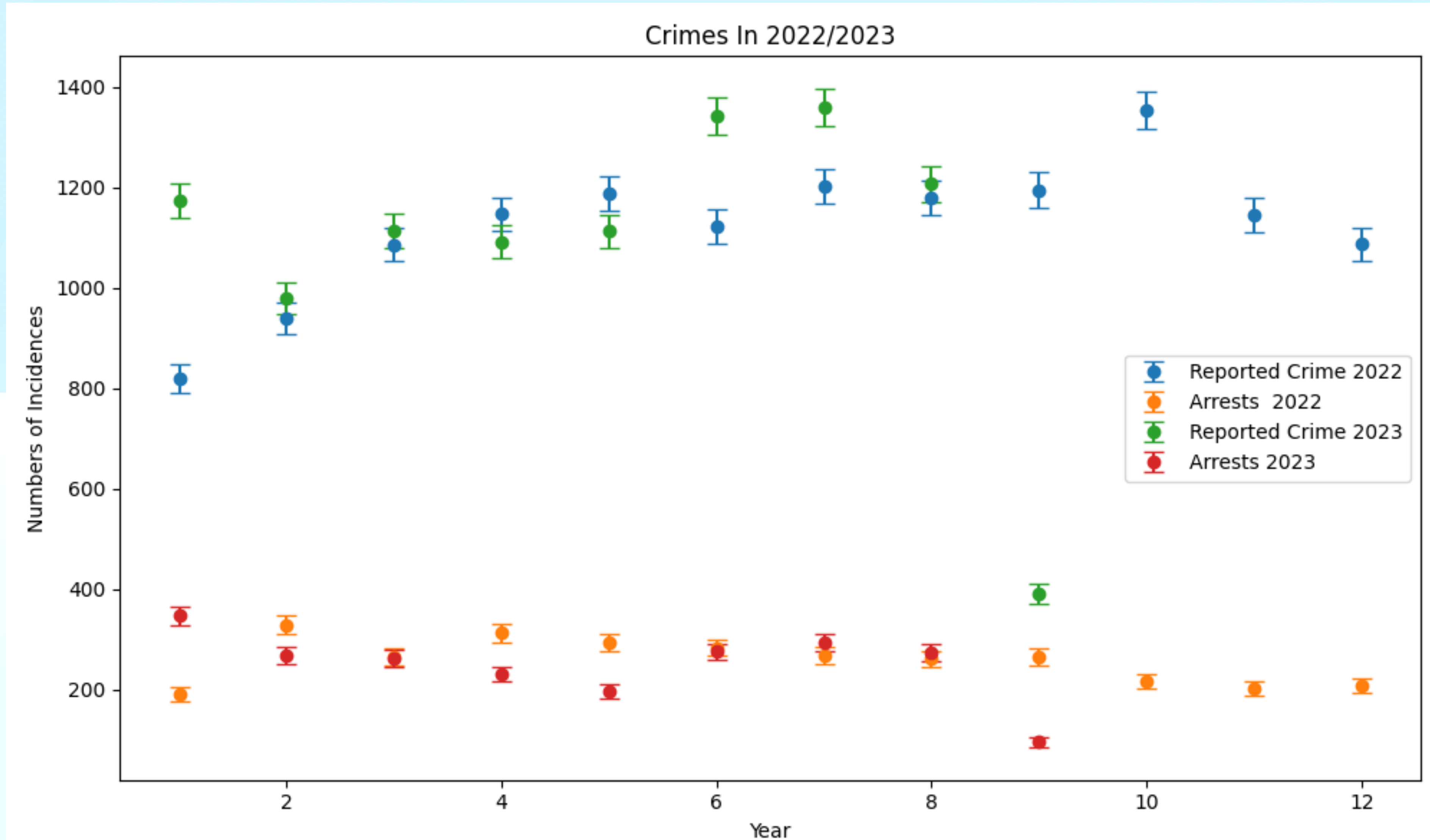
Historical Status of Crime in Police District 011



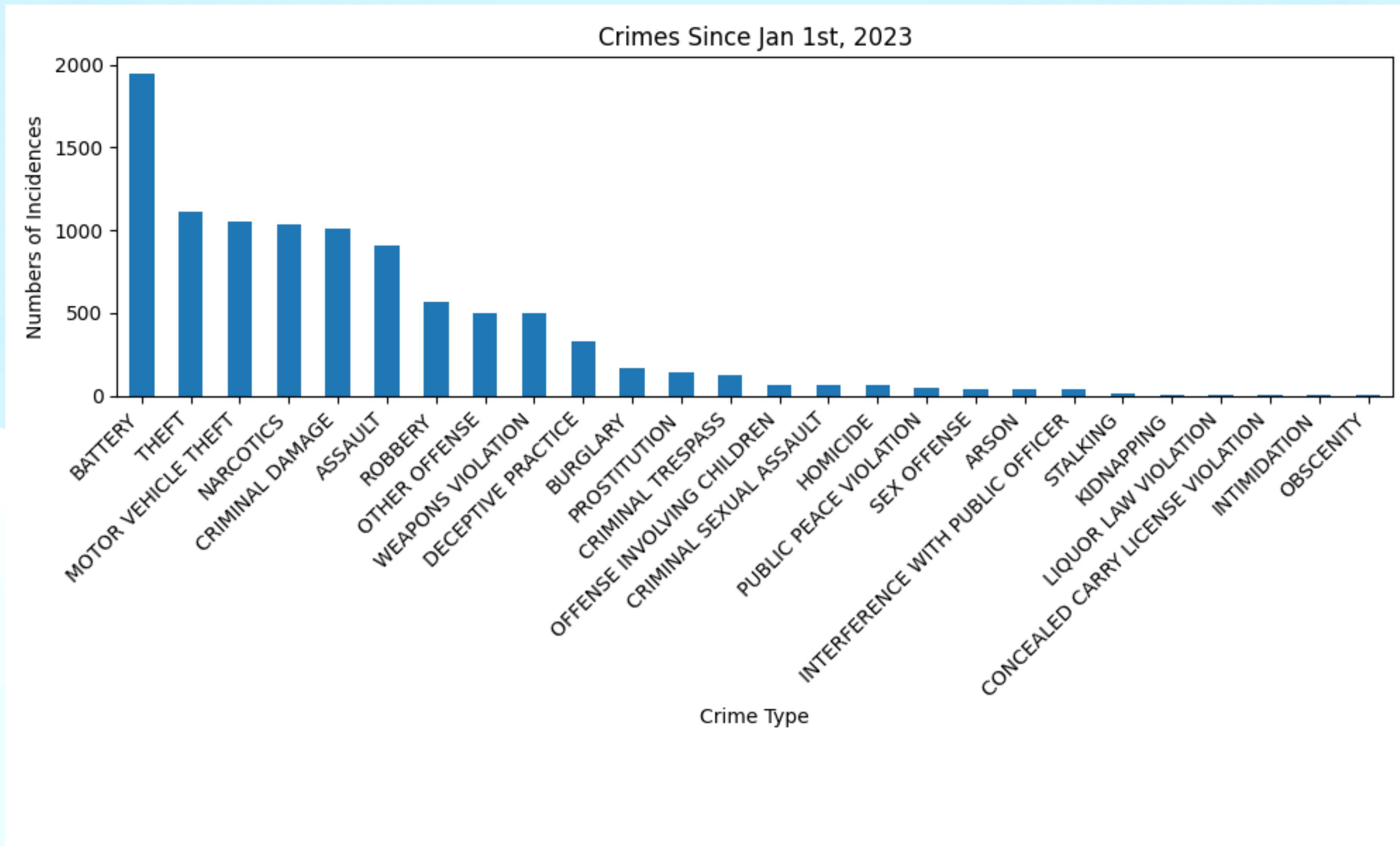
Historical Status of Crime in Police District 011



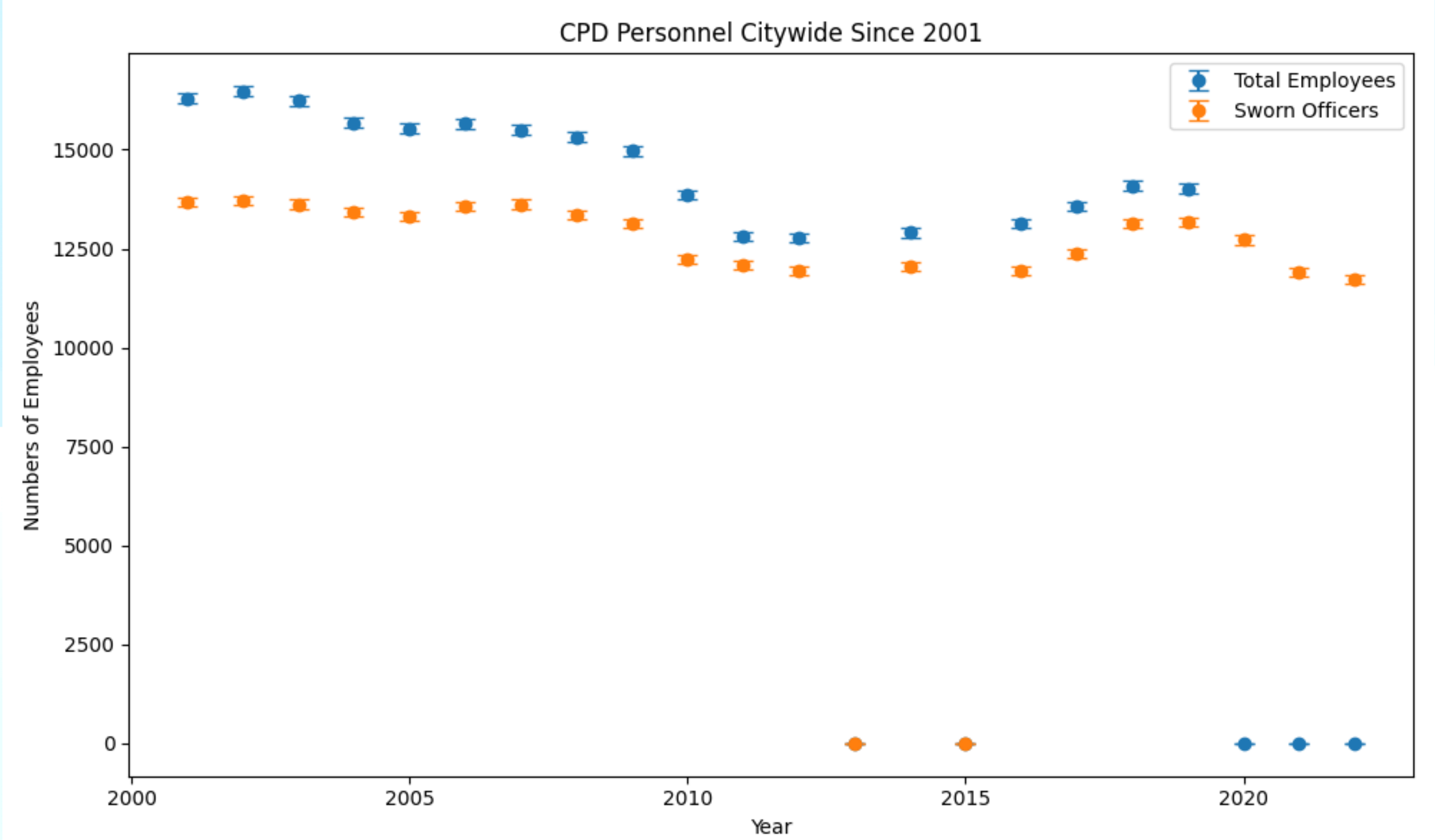
Recent Status of Crime in Police District 011



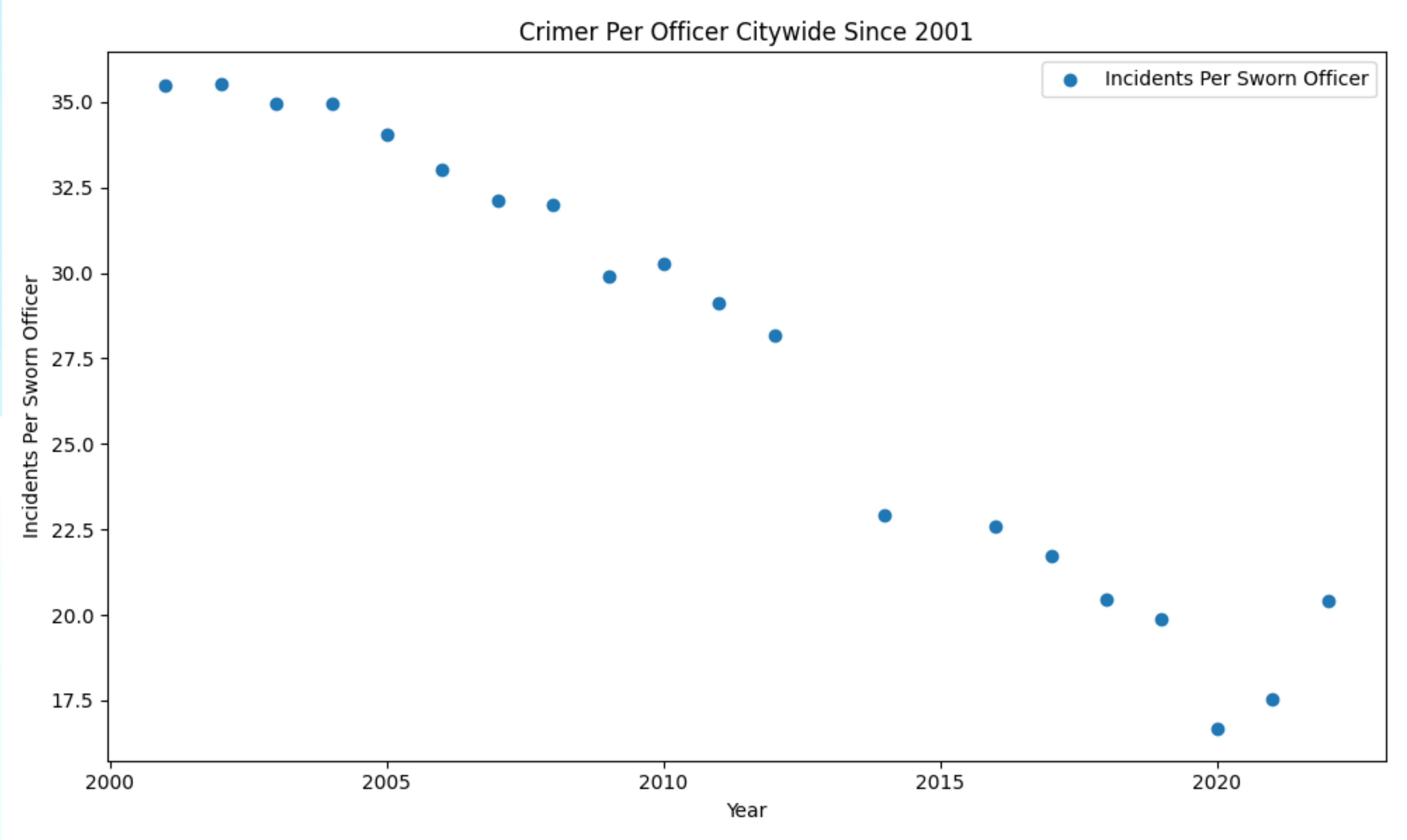
Recent Status of Crime in Police District 011



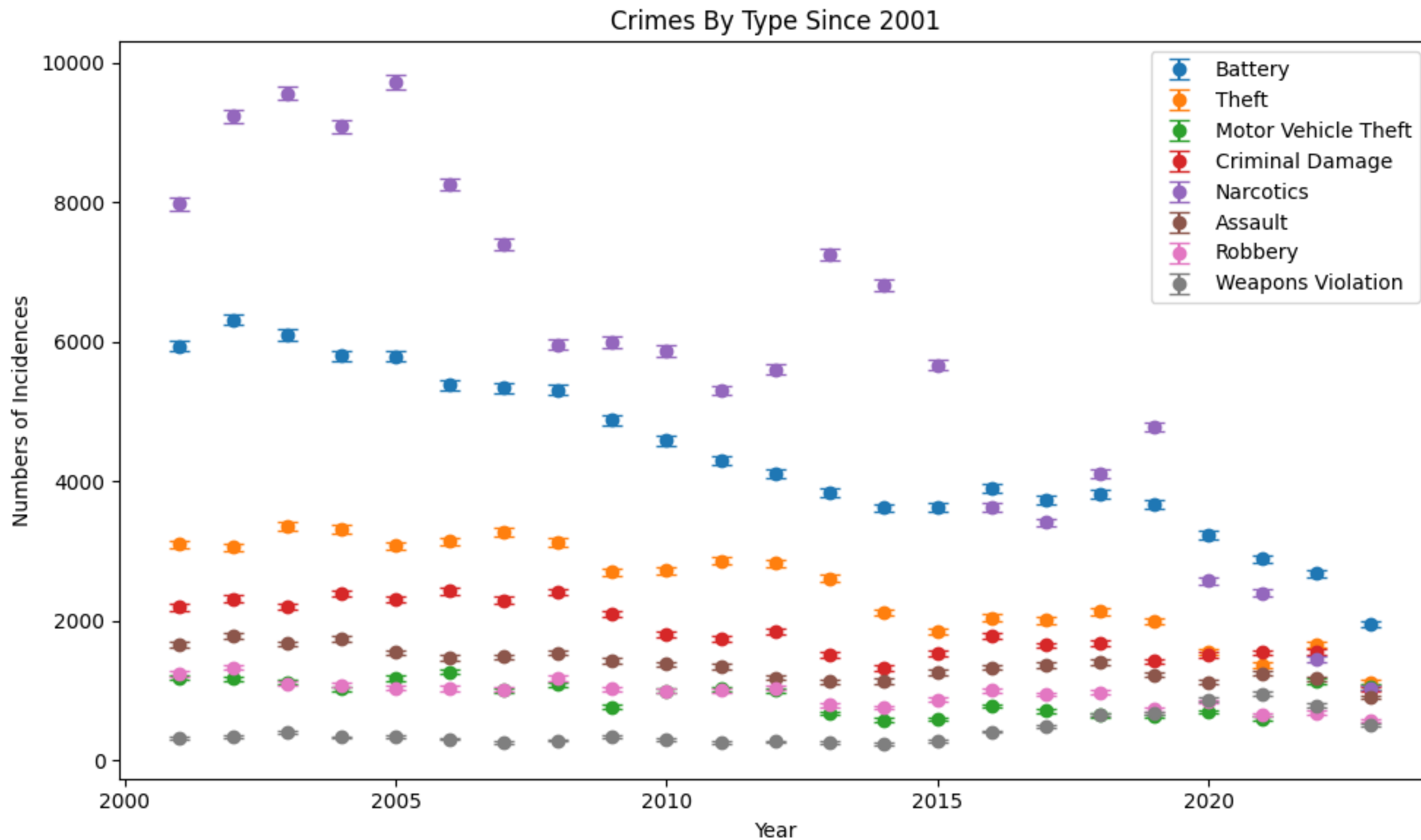
CPD Personnel Citywide Since 2001



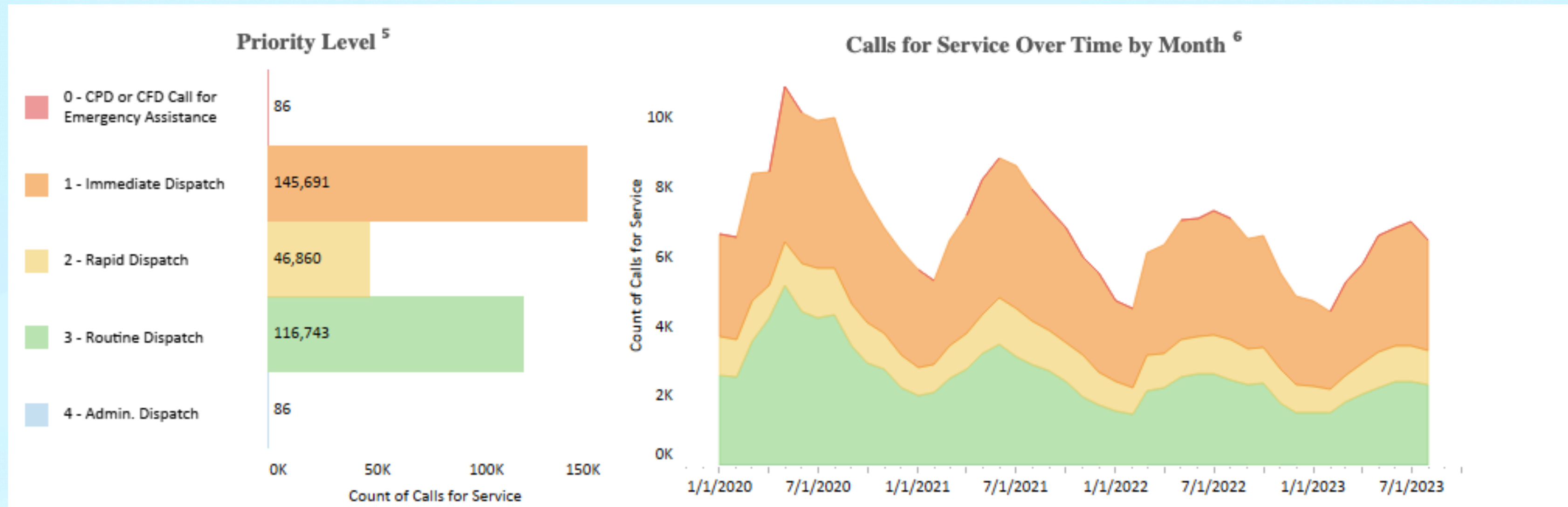
Crimes/CPD Personnel Citywide Since 2001



Crimes By Type Since 2001, District 11



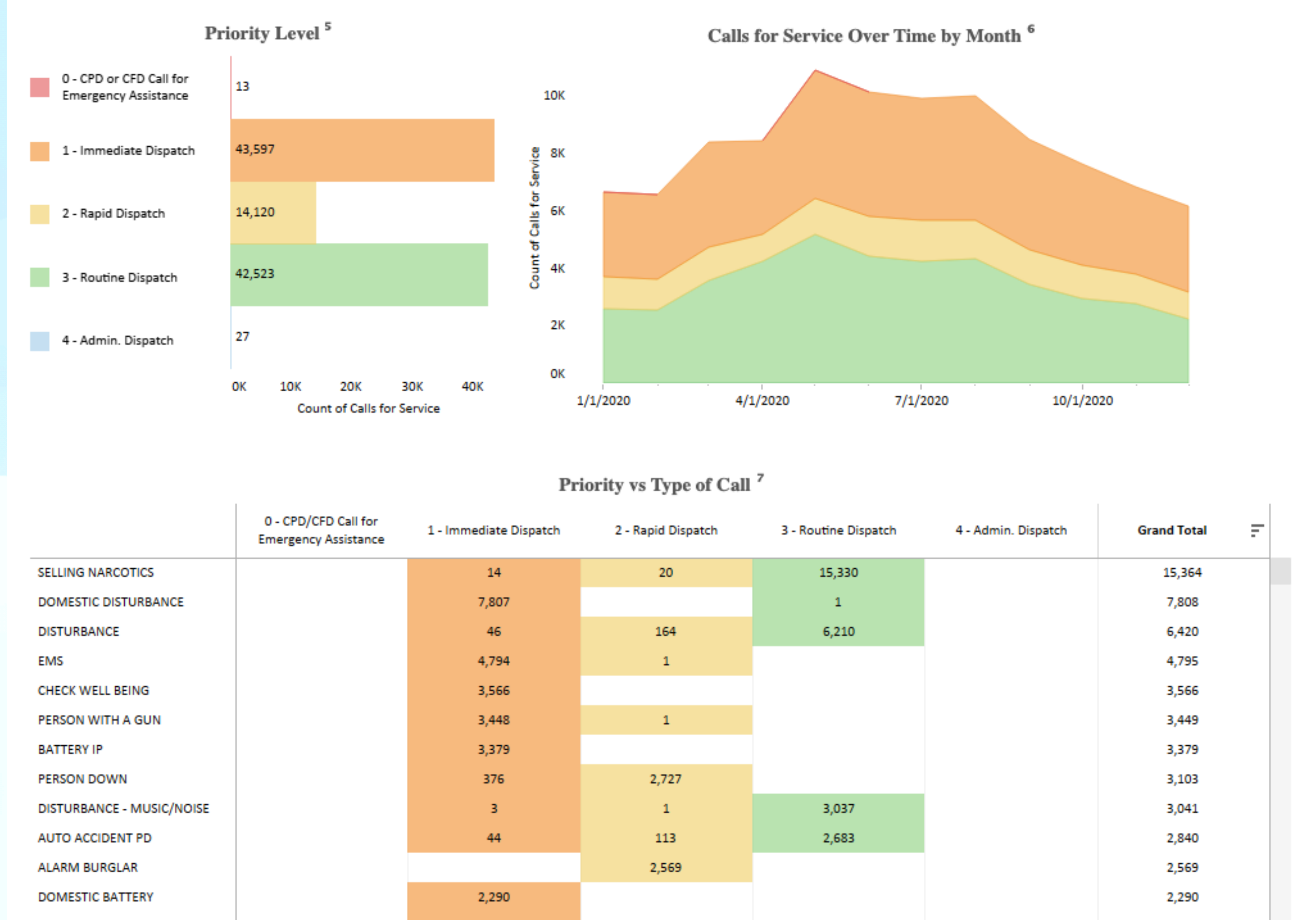
Calls For Service By Type Since 2020, District 11



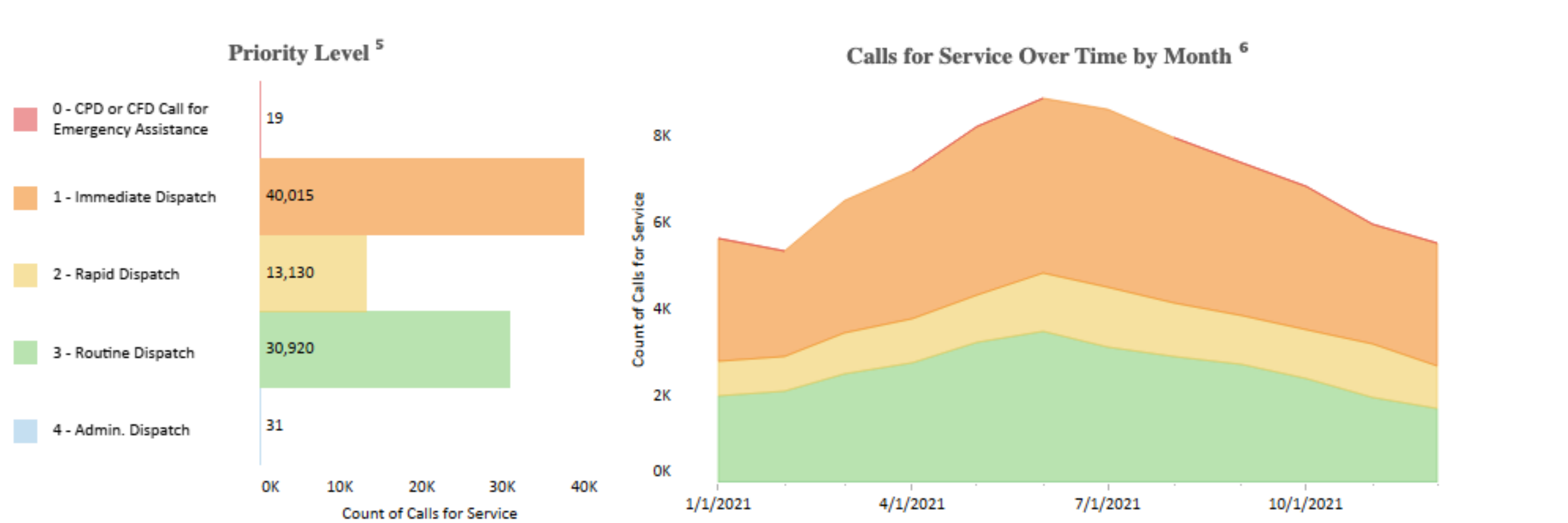
Priority vs Type of Call ⁷

	0 - CPD/CFD Call for Emergency Assistance	1 - Immediate Dispatch	2 - Rapid Dispatch	3 - Routine Dispatch	4 - Admin. Dispatch	Grand Total
SELLING NARCOTICS		38	29	32,384		32,451
DOMESTIC DISTURBANCE		24,501		1		24,502
DISTURBANCE		277	458	17,500		18,235
EMS		16,014	1			16,015
CHECK WELL BEING	1	12,385				12,386
PERSON WITH A GUN	1	11,733	1			11,735
PERSON DOWN		1,183	9,657			10,840
AUTO ACCIDENT PD		139	415	9,153		9,707
BATTERY IP		9,590				9,590
DISTURBANCE - MUSIC/NOISE		29	7	8,401		8,437
ALARM BURGLAR		7	8,182			8,189
DOMESTIC BATTERY		7,728				7,728

Calls For Service By Type In 2020, District 11



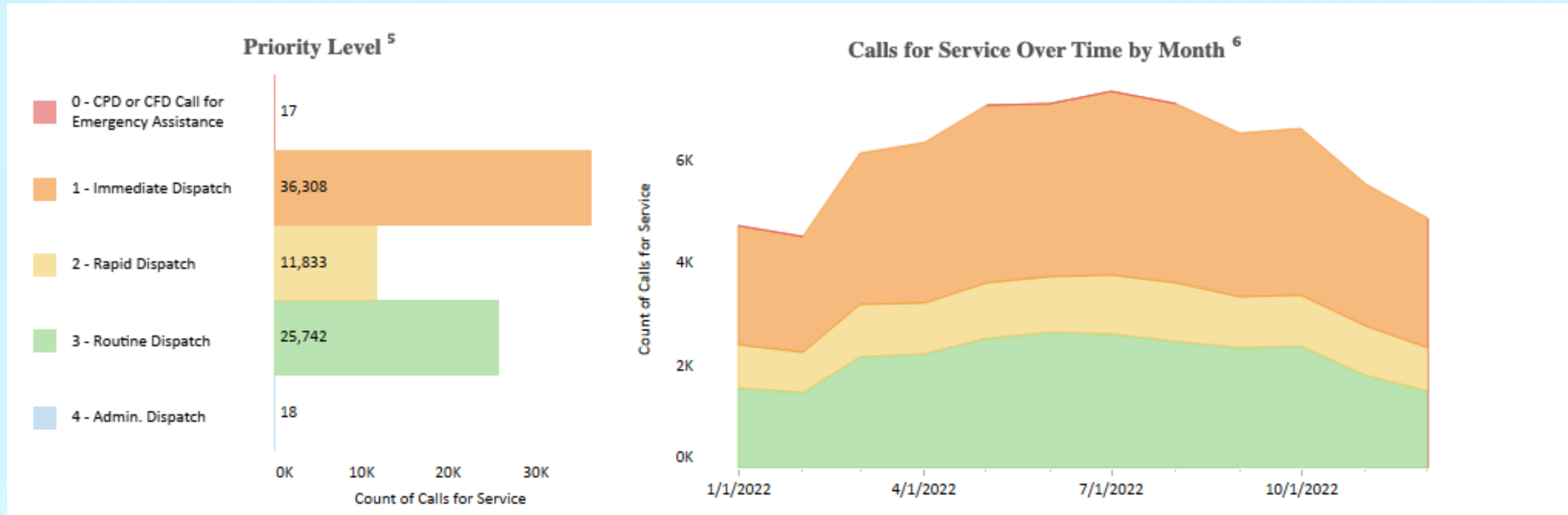
Calls For Service By Type In 2021, District 11



Priority vs Type of Call ⁷

	0 - CPD/CFD Call for Emergency Assistance	1 - Immediate Dispatch	2 - Rapid Dispatch	3 - Routine Dispatch	4 - Admin. Dispatch	Grand Total
SELLING NARCOTICS		11	5	7,582		7,598
DOMESTIC DISTURBANCE		6,836				6,836
DISTURBANCE		92	137	4,690		4,919
EMS		4,260				4,260
PERSON WITH A GUN		3,452				3,452
CHECK WELL BEING		3,410				3,410
PERSON DOWN		278	2,802			3,080
AUTO ACCIDENT PD		50	143	2,680		2,873
BATTERY IP		2,579				2,579
DISTURBANCE - MUSIC/NOISE		12	5	2,449		2,466
ALARM BURGLAR		3	2,430			2,433
PARKING VIOL. 1		2	15	2,152		2,169

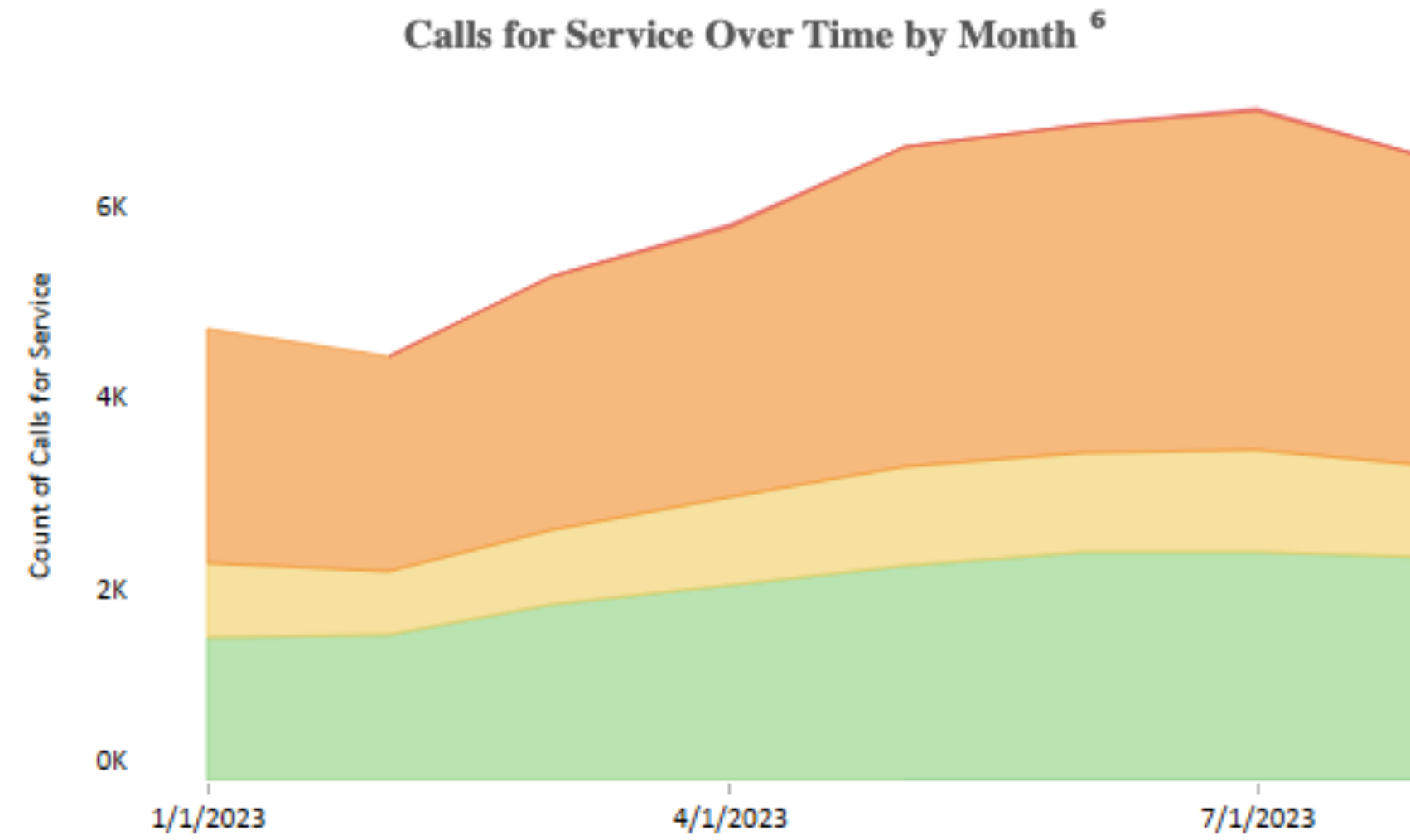
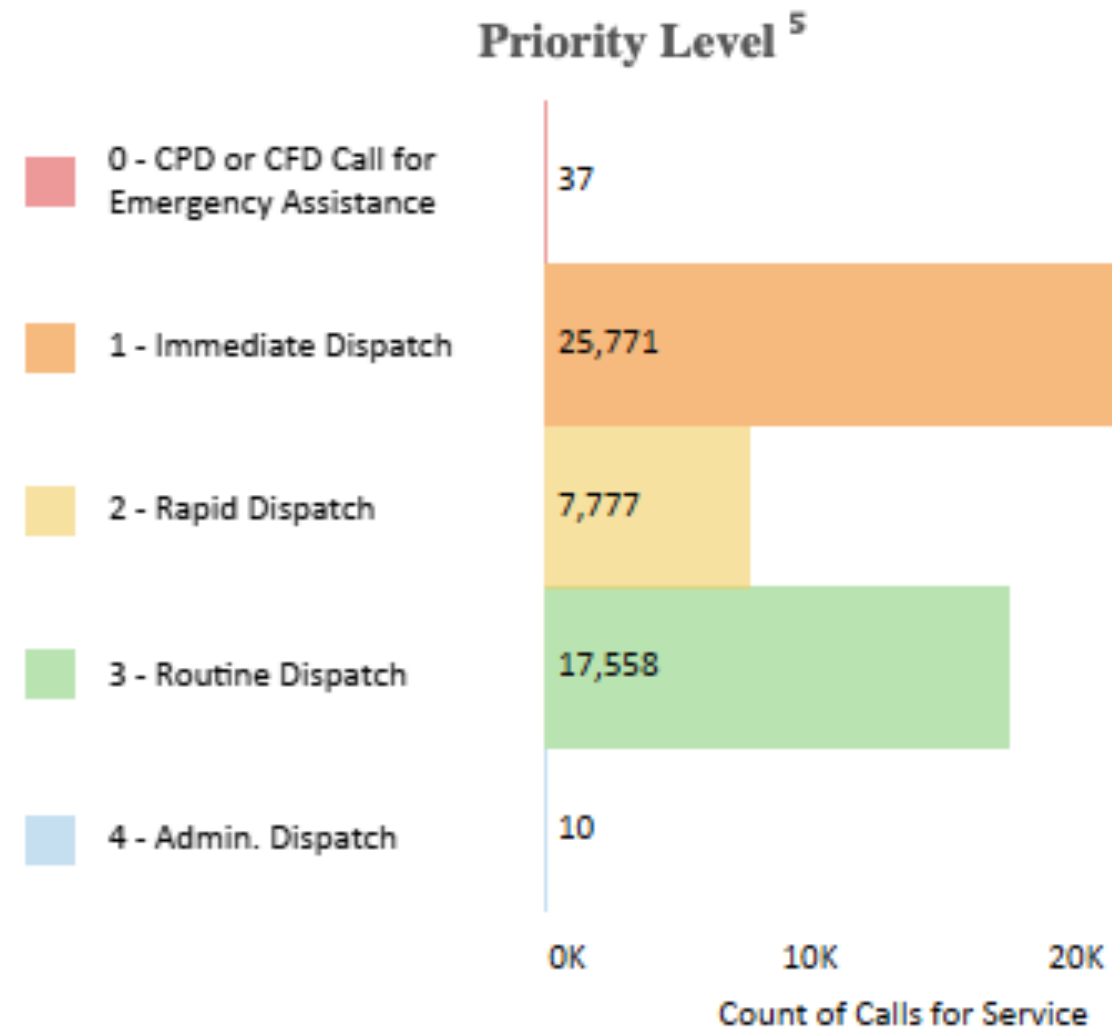
Calls For Service By Type In 2022, District 11



Priority vs Type of Call ⁷

	0 - CPD/CFD Call for Emergency Assistance	1 - Immediate Dispatch	2 - Rapid Dispatch	3 - Routine Dispatch	4 - Admin. Dispatch	Grand Total
SELLING NARCOTICS		9	4	6,057		6,070
DOMESTIC DISTURBANCE		5,848				5,848
EMS		4,150				4,150
DISTURBANCE		70	100	3,925		4,095
CHECK WELL BEING	1	3,211				3,212
PERSON DOWN		355	2,599			2,954
PERSON WITH A GUN		2,826				2,826
AUTO ACCIDENT PD		21	80	2,281		2,382
BATTERY IP		2,105				2,105
ALARM BURGLAR		2	1,999			2,001
DOMESTIC BATTERY		1,967				1,967
PARKING VIOL. 1		3	9	1,735		1,747

Calls For Service By Type Since 2023, District 11



Priority vs Type of Call ⁷

	0 - CPD/CFD Call for Emergency Assistance	1 - Immediate Dispatch	2 - Rapid Dispatch	3 - Routine Dispatch	4 - Admin. Dispatch	Grand Total
DOMESTIC DISTURBANCE		4,010				4,010
SELLING NARCOTICS		4		3,415		3,419
EMS		2,810				2,810
DISTURBANCE		69	57	2,675		2,801
CHECK WELL BEING		2,198				2,198
PERSON WITH A GUN	1	2,007				2,008
PERSON DOWN		174	1,529			1,703
AUTO ACCIDENT PD		24	79	1,509		1,612
BATTERY IP		1,527				1,527
DOMESTIC BATTERY		1,305				1,305
ASSAULT IP		1,244				1,244
DISTURBANCE - MUSIC/NOISE		5	1	1,199		1,205

States Attorney Activity in Police District 011



Cook County State's Attorney's Office (CCSAO) August 2023 Report Chicago Police District 11

All incidents for the below cases occurred within Chicago Police District 11. CCSAO data in this report does not include misdemeanor charges.

1. Adult Felony Review & Prosecution

a) Overall

In August 2023, the CCSAO reviewed and made a charging decision for 67 adult felony cases in Chicago Police District 11. 62 cases were approved resulting in a **93% approval rate**. Overall, the CCSAO prosecuted 169 cases, and 75 of those cases were filed by the CCSAO, not directly filed by law enforcement. Of these CCSAO-filed adult felony cases, 52 were convicted, a **69% conviction rate**. The overall cases, including law enforcement direct file cases, where the CCSAO is not making charging decisions, 79 were convicted, a **47% conviction rate**.

Area	Felony Review			Prosecution Overall			Prosecution of SAO Filed		
	Reviewed	Approved*	Approval Rate	Prosecuted**	Guilty	Conviction Rate	Prosecuted	Guilty	Conviction Rate
Chicago Police District 11	67	62	93%	169	79	47%	75	52	69%
Chicago	963	813	84%	1,183	769	65%	890	688	77%

b) Top Reviewed & Prosecuted Adult Felony Categories

Chicago Police District 11								
Ranking	Top Reviewed Category	Reviewed	Approved	App. Rate	Top Prosecuted Category	Prosecuted	Guilty	Conv. Rate
1	Unlawful Use of Weapons	39	37	95%	Narcotics	95	28	29%
2	Sex Crimes	5	5	100%	Unlawful Use of Weapons	44	26	59%
3	Homicide	3	3	100%	Aggravated Battery Police Officer	5	5	100%
4	Aggravated Battery	3	2	67%	Homicide	4	4	100%
5	Aggravated Battery Police Officer	3	3	100%	Possession of Stolen Motor Vehicle	3	3	100%

Chicago								
Ranking	Top Reviewed Category	Reviewed	Approved	App. Rate	Top Prosecuted Category	Prosecuted	Guilty	Conv. Rate
1	Unlawful Use of Weapons	458	403	88%	Unlawful Use of Weapons	466	333	71%
2	Sex Crimes	53	29	55%	Narcotics	302	89	29%
3	Retail Theft	53	38	72%	Homicide	45	41	91%
4	Aggravated Battery Police Officer	45	39	87%	Aggravated Battery Police Officer	42	36	86%
5	Possession of Stolen Motor Vehicle	39	35	90%	Possession of Stolen Motor Vehicle	38	34	89%

c) Felony Review & Prosecution by Race

Race	Chicago Police District 11						Chicago					
	Reviewed	Approved	App. Rate	Prosecuted	Guilty	Conv. Rate	Reviewed	Approved	App. Rate	Prosecuted	Guilty	Conv. Rate
Black	52	51	98%	140	72	51%	649	565	87%	872	568	65%
White	3	2	67%	3	0	0%	37	35	95%	67	41	61%
Latinx	5	5	100%	20	6	30%	152	123	81%	202	142	70%
Asian	0	0	--	1	1	100%	5	5	100%	9	7	78%
Biracial	0	0	--	2	0	0%	4	4	100%	7	3	43%
Other	0	0	--	0	0	--	1	1	100%	0	0	--
Unknown	12	9	75%	3	0	0%	190	144	76%	24	6	25%



2. Adult Felony Diversion

a) Overall

In August 2023, the CCSAO referred 14 defendants in Chicago Police District 11 to a diversion program. 4 defendants graduated from their diversion program and 6 defendants failed their diversion program. The overall graduation rate is 40%.

Area	Total Referral***	Total Graduated	Total Failed	Graduation Rate
Chicago Police District 11	14	4	6	40%
Chicago	103	39	20	66%

b) Top Diverted Adult Felony Categories

Chicago Police District 11					
Ranking	Top Diverted Category	Total Referral	Total Graduated	Total Failed	Graduation Rate
1	Narcotics	10	4	6	40%
2	Theft	2	0	0	--
3	Unlawful Use of Weapons	2	0	0	--

Chicago					
Ranking	Top Diverted Category	Total Referral	Total Graduated	Total Failed	Graduation Rate
1	Narcotics	61	35	12	74%
2	Unlawful Use of Weapons	19	1	0	100%
3	Possession of Stolen Motor Vehicle	5	0	4	0%
4	Theft	5	0	1	0%
5	Retail Theft	3	0	1	0%

c) Diversion by Race

Race	Chicago Police District 11				Chicago			
	Total Referral	Total Graduated	Total Failed	Graduation Rate	Total Referral	Total Graduated	Total Failed	Graduation Rate
Black	12	2	6	25%	64	26	18	59%
White	1	0	0	--	13	2	0	100%
Latinx	0	2	0	100%	15	9	2	82%
Asian	0	0	0	--	1	1	0	100%
Biracial	0	0	0	--	1	1	0	100%
Other	0	0	0	--	0	0	0	--
Unknown	1	0	0	--	9	0	0	--

3. Incidents & Arrests

Please note that numbers reported in this section are based on data provided by the Chicago Police Department (CPD) and includes misdemeanor and felony incidents. This data only reflects incidents that took place in Chicago Police District 11.

a) Overall

In August 2023, CPD received 983 criminal incident reports from Chicago Police District 11 and 151 incidents resulted in at least one offender being arrested. The overall arrest rate is 15%. In total, 169 offenders were arrested.

Area	Reported Incidents	Incidents with Arrest	Arrest Rate****	Arrested Offenders
Chicago Police District 11	983	151	15%	169



b) Top Reported & Top Arrested Incidents

Ranking	Top Reported Category****	Top Reported				Top Arrested				
		Reported Incidents	Incidents with Arrest	Arrest Rate	Arrested Offenders	Top Arrested Category	Reported Incidents	Incidents with Arrest	Arrest Rate	Arrested Offenders
1	Traffic - Hit and Run	130	0	0%	0	Narcotics	53	50	94%	54
2	Criminal Damage	112	4	4%	4	Unlawful Possession - Handgun	32	27	84%	30
3	Assault	100	11	11%	12	Domestic Violence	98	12	12%	12
4	Domestic Violence	98	12	12%	12	Assault	100	11	11%	12
5	Battery	95	11	12%	11	Battery	95	11	12%	11

c) Violent Incidents

Violent Incident Category	Reported Incidents	Incidents with Arrest	Arrest Rate	Arrested Offenders
Vehicular Hijacking	12	4	33%	5
Sex Crimes	9	2	22%	2
Shooting	12	2	17%	2
Homicide	7	1	14%	1
Domestic Violence	98	12	12%	12
Battery	95	11	12%	11
Assault	100	11	11%	12
Robbery	22	2	9%	2
Armed Robbery	38	2	5%	3
Kidnapping	1	0	0%	0
Arson	1	0	0%	0
Reckless Firearm Discharge	11	0	0%	0

* The CCSAO's first contact with a felony case typically occurs through the Felony Review process. If an arresting agency decides to charge the arrestee with a felony, the CCSAO's Felony Review Unit (FRU) must be contacted to review the evidence and decide whether charges can be filed. Law enforcement can only directly file felonies under limited circumstances, such as narcotics cases, non-felony traffic offenses, and misdemeanors. In some instances, a case may also be directly indicted by a grand jury instead of going through the FRU process. Once the review process is complete, the FRU will either approve or decline to file the charges or choose to continue the case for the police to further investigate. **Approve:** Sufficient facts and evidence support felony charges. **Decline:** the evidence presented is insufficient to support felony charges. If felony charges are not approved by the CCSAO, police can refile the case as a misdemeanor. If initial charges are declined, the CCSAO can call for the investigation to continue and will then review additional evidence when presented. The **approval rate** is calculated by dividing the number of approved cases by the total number of reviewed cases. For example, the FRU reviewed 55 robbery cases - approved 50 and declined 5. The approval rate would be 50/(50+5) = 91%. Sometimes the FRU will determine that there is not enough information yet from law enforcement to approve or decline charges, so they will classify the case as a Continued Investigation (CI). CI'd case numbers are not included here.

** **Prosecuted:** A case is moved through the system to a conclusion of guilty or not guilty; **Guilty:** defendant was determined to be guilty of criminal charges; **Conviction rate:** Number of guilty dispositions (plea of guilty, finding of guilty, or verdict of guilty) divided by the number of cases prosecuted. Cases that reached disposition during this year may have been initiated prior to this timeframe.

*** Diversion can occur at many points throughout the criminal justice process. As the prosecuting body for Cook County, diversion for the CCSAO refers to connecting defendants to services and programs (e.g., assistance with substance abuse, employment, mental health treatment, etc.), rather than sentencing them to time in custody. Assistant State's Attorneys screen cases and refer eligible defendants to diversion programs. There are pre-plea and post-plea court-based diversion programs available in Cook County; five are pre-plea diversion programs overseen by the CCSAO, and three are post-plea programs overseen by the Office of the Chief Judge. [Learn more about Cook County diversion programs.](#) **Referral** is the number of individuals referred to a diversion program. **Graduated** is the number of individuals who successfully completed a diversion program. **Failed** is the number of people who either dropped out of a diversion program or were disqualified from the program (for example getting rearrested). The **graduation rate** is defined as the number of graduates divided by the number of individuals who either graduated or failed a program.

**** **Arrest Rate:** Number of criminal incidents that resulted in at least one offender being arrested divided by the total number of reported criminal incidents.

***** Reported incidents are categorized by the CPD using Illinois Uniform Crime Reporting (IUCR) Codes. Exception: An incident is categorized as **Shooting** when the incident report mentioned people being shot. Shooting incidents commonly include homicide, reckless discharge of firearm, etc.

***** Theft includes, but is not limited to: Under \$500, Retail Theft, Pocket-Picking, and Purse Snatching.