



CHICAGO DEPARTMENT OF AVIATION  
CITY OF CHICAGO

**MEMORANDUM**

**To:** The Honorable Carrie M. Austin  
Chairman, Committee on the Budget and Government Operations

**From:** Ginger S. Evans  
Commissioner  
Chicago Department of Aviation

**CC:** Deanne Millison  
Mayor's Office of Legislative Counsel and Government Affairs

**Date:** November 1, 2017

**Re:** Request for Information from Annual Appropriation Committee Hearing

**ID#:** 85-01

---

The following information is in response to questions posed at our department's hearing on October 30, 2017 to discuss the proposed 2018 budget.

Alderman Zalewski asked for a break-out of the 0140 accounts for both Midway and O'Hare in 2018 and 2017 budgets and 2017 YTD spend.

Please see the attached documents for Midway and O'Hare 0140 accounts.

As always, please let me know if you have any further questions.

**Fund: 0610 - MIDWAY**

Acct / Section	2017 Year-to-Date	2017 Budget	2018 Budget	Vendor
<b>0140 Prof And Technical Services</b>				
ADMINISTRATION - MDW NOISE COMMISSION	\$1,947	\$5,000	\$5,000	VARIOUS
AIRPORT PLANNING	0	\$90,000	\$20,200	TO BE DETERMINED
BANK FEES & SERVICES	\$10,025	\$80,000	\$80,000	VARIOUS
CANINE TRAINING, SUPPLIES, GROOMING & FEEDING.	\$10,495	\$18,700	\$18,700	VARIOUS
COMPLIANCE AND PLANNING - LAND (FROM: 0144 - 12213)	0	0	0	N/A
COMPLIANCE AND PLANNING - NEPA	\$110,871	\$124,800	\$120,000	RICONDO & ASSOCIATES INC
COMPLIANCE AND PLANNING - NOISE	\$119,507	\$120,000	\$120,000	LANDRUM & BROWN INC
COMPLIANCE AND PLANNING - RECYCLING	0	0	0	N/A
COMPLIANCE AND PLANNING - STORAGE TANKS (FROM: 0144 - 12220)	0	0	0	N/A
COMPLIANCE/AUDIT	0	\$50,000	\$50,000	TO BE DETERMINED
CONSULTING/MARKETING	\$200,000	\$1,200,000	\$1,200,000	RICONDO & ASSOCIATES INC
CUSTOMER SURVEYS	0	\$25,000	\$25,000	TO BE DETERMINED
DISPOSAL AND RECYCLING OF REGULATED WASTE	\$18,781	\$30,000	\$30,000	VARIOUS
ENERGY MANAGEMENT	\$29,399	\$39,000	\$42,000	CB & I GOVERNMENT SOLUTIONS
FACILITY & OPS PLANNING SUPPORT	\$101,936	\$135,000	\$260,000	CRAWFORD, MURPHY & TILLY, INC
FACILITY & OPS SUPPORT	\$102,601	\$70,000	\$70,000	VARIOUS
FINGERPRINT - SERVICES	\$100,000	\$150,000	\$174,400	TELOS IDENTITY MANAGEMENT SOLUTIONS LLC

GATE CONTROL SYSTEM	\$105,195	\$150,000	\$150,000	LANDRUM & BROWN INC
GENERAL FACILITIES CONSULTANT	\$203,100	\$271,200	\$271,200	CARE PLUS LLC
HR CONSULTING/TRAINING PROFESSIONAL SERVICES	0	\$4,000	\$8,600	TO BE DETERMINED
LAND AND WASTE COMPLIANCE CONSULTING	\$52,786	\$62,400	\$62,400	VARIOUS
LANDSCAPE CONSULTANT	0	\$20,000	\$20,000	TO BE DETERMINED
LEASE/FILE MAINTENANCE	0	\$45,300	\$45,300	TO BE DETERMINED
MIDWAY MARKETING FUND	\$70,888	\$446,000	0	N/A
MONEY PICK-UP SERVICE	\$106,662	\$185,000	\$185,000	MB FINANCIAL BANK NA
NOISE - ANMS OPERATION	\$61,303	\$97,500	\$91,000	LANDRUM & BROWN INC
OPERATIONS PLANNING	\$50,000	\$125,000	0	N/A
PARKING MANAGEMENT CONTRACT	\$11,760,450	\$12,140,700	\$12,140,700	STANDARD PARKING MIDWAY JV
PROFESSIONAL WEATHER SERVICE (FROM: 0157 - 425)	\$44,286	\$75,000	\$75,000	VARIOUS
PSYCHIATRIC/PSYCHOLOGICAL EVALUATION	0	\$14,000	\$14,000	TO BE DETERMINED
RETAIL MANAGEMENT	\$330,924	\$672,600	0	N/A
RFP CONSULTANT	0	\$100,000	\$20,000	TO BE DETERMINED
SECURITY CONSULTING (FROM: 0138 - 5784)	\$307,000	\$728,900	\$801,500	COUNTER TECHNOLOGY, INC.
SIGNAGE CONSULTANT	0	0	0	N/A
SPACE RECONCILIATION	0	\$50,000	\$50,000	TO BE DETERMINED
STORAGE TANK COMPLIANCE CONSULTING	0	\$31,200	\$31,200	TO BE DETERMINED
SUSTAINABILITY INITIATIVES	\$71,200	\$83,200	\$83,200	LANDRUM & BROWN INC

TECHNICAL SERVICES	\$8,106	\$10,000	\$10,000	VARIOUS
TRACKING, REPORTING AND ESTABLISHING AN AFFIRMATIVE ACTION PROGRAM	0	\$10,000	\$10,000	TO BE DETERMINED
TRANSLATION SERVICES	0	\$5,000	\$5,000	TO BE DETERMINED
UNARMED SECURITY SERVICES (FROM: 0157 - 590)	\$1,123,624	\$1,402,600	\$2,205,700	UNIVERSAL SECURITY INC
WILDLIFE SPECIALIST	\$113,675	\$185,000	\$185,000	USDA-APHIS-WS
<b>0140 Prof And Technical Services</b>	<b>\$15,214,761</b>	<b>\$19,052,100</b>	<b>\$18,680,100</b>	

**Fund: 0740 - O'HARE**

<b>Acct / Section</b>	<b>2017 Year-to-Date</b>	<b>2017 Budget</b>	<b>2018 Budget</b>	<b>Vendor</b>
<b>0140 Prof And Technical Services</b>				
ACTIVITY REPORTING	0	\$5,000	\$5,000	TO BE DETERMINED
AED TECHNICAL SUPPORT	\$218,484	\$380,000	\$380,000	TURNKEY TRAINING
AERONAUTICAL OBSTRUCTION SURVEY	0	0	\$100,000	TO BE DETERMINED
AIRPORT PLANNING	\$129,748	\$456,000	\$245,000	UNISON CONSULTING INC
AIRPORT PROPERTY DEVELOPMENT	\$166,641	\$933,000	\$750,000	VARIOUS
AIRPORT SYSTEM BRANDING INITIATIVE	0	\$50,000	\$50,000	TO BE DETERMINED
AIRSIDE OPERATIONS PLANNING SUPPORT	\$125,604	\$469,000	\$469,000	RICONDO & ASSOCIATES INC
ARMORED CAR SERVICES (FROM: 0157 - 1670)	\$338,771	\$420,000	\$441,000	MB FINANCIAL BANK NA
ASBESTOS, LEAD, AND MOLD ABATEMENT OVERSIGHT CONSULTING	\$17,728	\$100,000	\$100,000	CARE PLUS LLC
BANK FEES AND SERVICES	\$48,936	\$80,000	\$80,000	VARIOUS
CANINE - GROOMING & FEEDING	\$58,608	\$90,000	\$90,000	VARIOUS
CAPITAL FINANCE SUPPORT	0	\$15,000	\$15,000	TO BE DETERMINED
CARGO DEVELOPMENT	0	\$350,000	\$150,000	TO BE DETERMINED
COMMERCIAL LEASE WORK	\$3,117	\$9,600	\$9,600	VARIOUS
COMPETITION PLAN UPDATE	0	\$25,000	\$25,000	TO BE DETERMINED
COMPLIANCE	0	0	\$30,000	TO BE DETERMINED
COMPLIANCE AND PLANNING - AIR	0	\$124,800	\$124,800	TO BE DETERMINED

COMPLIANCE AND PLANNING - LAND	0	0	0	N/A
COMPLIANCE AND PLANNING - NEPA	\$139,661	\$332,800	\$360,000	RICONDO & ASSOCIATES INC
COMPLIANCE AND PLANNING - NOISE	\$582,421	\$600,000	\$720,000	VARIOUS
COMPLIANCE AND PLANNING - RECYCLING	0	0	0	N/A
COMPLIANCE AND PLANNING - STORAGE	0	0	0	N/A
COMPLIANCE AND PLANNING - WATER	0	\$312,000	\$312,000	TO BE DETERMINED
COMPOSITE UTILITY BOOK UPDATE	0	\$25,000	\$1,000,000	TO BE DETERMINED
COMPUTER BASED TRAINING	0	0	\$100,000	TO BE DETERMINED
CONCIERGE SERVICES	0	0	0	N/A
CONSULTING SERVICES	0	\$75,000	\$75,000	TO BE DETERMINED
CUSTODIAN CONTRACT	\$26,104,447	\$25,074,000	\$26,327,700	UNITED MAINTENANCE CO., INC.
CUSTOMER SERVICE REPRESENTATIVES	0	\$1,000,000	0	N/A
CUSTOMER SERVICE TRAINING PROGRAM	0	\$40,000	\$40,000	TO BE DETERMINED
CUSTOMER SURVEYS	0	\$100,000	\$100,000	TO BE DETERMINED
DEVELOPMENT PLANNING SERVICE	\$442,157	\$600,000	\$600,000	VARIOUS
DISPOSAL AND RECYCLING OF REGULATED WASTE	\$62,909	\$70,000	\$70,000	SET ENVIRONMENTAL INC
DVMT ON-CALL ENGINEERING	\$50,000	\$50,000	\$50,000	CARE PLUS LLC
ENERGY MANAGEMENT	\$302,225	\$312,000	\$360,000	CB & I GOVERNMENT SOLUTIONS
ENVIRONMENTAL PERMIT FEES	\$1,080	\$10,000	\$10,000	VARIOUS
FAA RADAR DATA SUBSCRIPTION	0	0	0	N/A

FAA TECHNICAL SUPPORT	\$139,165	\$222,900	\$350,000	LANDRUM & BROWN INC
FACILITY PLANNING	\$150,000	\$150,000	0	N/A
FINANCIAL ANALYSIS	0	\$20,000	\$20,000	TO BE DETERMINED
FINGERPRINT - SERVICE	\$550,000	\$575,000	\$581,300	TELOS IDENY MANAGEMENT SOLUTIONS LLC
FLY QUIET PROGRAM ENHANCEMENTS	0	0	\$500,000	TO BE DETERMINED
GENERAL CONSULTING SVCS FOR AVIATION PLANNING	\$332,000	\$385,000	\$585,000	VARIOUS
GENERAL FACILITIES CONSULTANT	\$660,296	\$880,400	\$880,400	CARE PLUS LLC
GRAPHIC DESIGN SERVICE	0	\$20,000	\$20,000	TO BE DETERMINED
GROUND TRANSPORTATION MANAGEMNT	\$7,342,000	\$7,342,000	\$8,076,200	SP PLUS CORPORATION
HR CONSULTING/TRAINING PROFESSIONAL SERVICES(TO 0168 - 30337)	0	0	\$34,600	TO BE DETERMINED
INTERIOR SIGNAGE DESIGN	0	\$10,000	\$10,000	TO BE DETERMINED
INT'L SERVICE CONSULTING/MARKETING	\$800,000	\$4,800,000	\$4,800,000	RICONDO & ASSOCIATES INC
LAND AND WASTE COMPLIANCE CONSULTING	\$143,059	\$124,800	\$124,800	VARIOUS
LEASE/FILE MAINTENANCE	\$235,708	\$256,600	\$750,000	RICONDO & ASSOCIATES INC
MANAGEMENT:COMMON USE GATE	0	0	0	N/A
METEOROLOGICAL SERVICE	\$30,480	\$30,500	\$34,000	TELVENT DTN INC
MOBILE APPLICATIONS AND PHOTO LIBRARY	0	\$100,000	\$100,000	TO BE DETERMINED
NEWS CLIPPING SERVICES (FROM: 0169 - 3130)	0	\$2,500	\$2,500	TO BE DETERMINED
NOISE - ANMS OPERATION	\$188,625	\$300,000	\$280,000	LANDRUM & BROWN INC
O'HARE MARKETING FUND	\$339,688	\$951,400	\$979,900	UNISON CONSULTING INC

OPERATIONS SYSTEM SUPPORT	0	\$150,000	\$150,000	TO BE DETERMINED
ORD NOISE COMPATIBILITY COMMISSION	\$256,000	\$256,000	\$256,000	O'HARE NOISE COMPATIBILITY COM
OTHER COLLATERAL DEVELOPMENT	\$50,000	\$50,000	0	N/A
PARKING MANAGEMENT CONTRACT	\$19,059,415	\$20,679,700	\$26,703,700	VARIOUS
PM PROGRAM	\$214,428	\$275,000	\$275,000	LANDRUM & BROWN INC
PRIMARY EQMNT MAINT STUDY	\$187,738	\$275,000	\$375,000	LANDRUM & BROWN INC
PROFESSIONAL WEATHER SERVICE	\$11,691	\$17,000	\$17,000	ACCUWEATHER INC
PROFESSIONAL WEATHER SERVICES	\$16,088	\$15,600	\$16,100	VARIOUS
PROMOTIONAL VIDEOS	0	\$85,000	\$85,000	TO BE DETERMINED
PSYCHIATRIC/PSYCHOLOGICAL EVALUATION	0	\$56,000	\$56,000	TO BE DETERMINED
RECORDS MANAGEMENT	\$14,765	\$40,000	\$40,000	R-4 SERVICES, LLC.
RETAIL MANAGEMENT CONSULTANT	\$1,297,997	\$2,195,000	\$2,195,000	UNISON CONSULTING INC
REVENUE REPORTS	0	\$90,500	0	N/A
RFP CONSULTANT	0	0	\$40,000	TO BE DETERMINED
SCAN/SSI	\$44,190	\$47,800	\$49,000	VARIOUS
SECURITY CONSULTING (FROM: 0138 - 7604)	\$889,962	\$1,099,900	\$1,349,900	COUNTER TECHNOLOGY, INC.
SPACE RECONCILIATION	0	\$858,000	\$500,000	TO BE DETERMINED
STATE OF ILLINOIS NOISE CONTOURS	0	0	\$110,000	TO BE DETERMINED
STORAGE TANK COMPLIANCE CONSULTING	0	\$62,400	\$62,400	TO BE DETERMINED
STR. PLN AIRPT SYSTEM	\$762,934	\$1,000,000	\$1,000,000	VARIOUS



SUPPORT SERVICES FOR THE ORD SAFETY MANAGEMENT SYSTEM (SMS)	\$67,564	\$100,000	\$500,000	FAITH GROUP LLC.
SUSTAINABILITY INITIATIVES	\$408,108	\$416,000	\$521,000	VARIOUS
THIRD PARTY ANNUAL INSPECTION	\$20,252	\$100,000	\$100,000	VARIOUS
TRACKING, REPORTING AND AFFIRMATIVE ACTION	0	\$40,000	\$40,000	TO BE DETERMINED
TRANSLATION SERVICES	0	\$15,000	\$15,000	TO BE DETERMINED
TRAVELER'S & IMMIGRATION AID	\$689,132	\$900,000	\$945,000	HEARTLAND HUMAN CARE SERVICES INC
UNARMED SECURITY SERVICES (FROM 0157 - 2021)	\$3,752,822	\$6,609,900	\$9,544,400	UNIVERSAL SECURITY INC
WATER TRMT ENV. CONSULTANT	\$134,065	\$166,500	\$166,500	VARIOUS
WILDLIFE CONTROL	\$308,734	\$477,000	\$477,000	USDA-APHIS-WS
<b>0140 Prof And Technical Services</b>	<b>\$67,889,445</b>	<b>\$84,356,600</b>	<b>\$96,906,800</b>	



CHICAGO DEPARTMENT OF AVIATION  
CITY OF CHICAGO

**MEMORANDUM**

**To:** The Honorable Carrie M. Austin  
Chairman, Committee on the Budget and Government Operations

**From:** Ginger S. Evans  
Commissioner  
Chicago Department of Aviation

**CC:** Deanne Millison  
Mayor's Office of Legislative Counsel and Government Affairs

**Date:** November 1, 2017

**Re:** Request for Information from Annual Appropriation Committee Hearing

**ID#:** 85-02

---

The following information is in response to questions posed at our department's hearing on October 30, 2017 to discuss the proposed 2018 budget.

Alderman J. Moore asked for on-time and delays statistics, and whether the airfield operation at each airport is improving.

Providing passengers a world class travel experience is a top priority, and the Chicago Department of Aviation (CDA) continues to invest in airport projects that provide more efficient, on-time operations and better experiences for our passengers. Chicago's airports have seen major reductions in delays--nearly 60 percent at O'Hare--in recent years as a result of our investments to modernize. The CDA has seen dramatic improvements to security screening wait times, and today Chicago's airports are among the best in the nation for lowest wait times.

Midway is currently undergoing a 3-year modernization program, and O'Hare will soon commence its own gate expansion and terminal modernization project. Chicago is poised to build on these improvements that will sustain our status as a top global gateway for our 100 million plus passengers served each year.

The US Department of Transportation tracks delays and publishes a monthly report on on-time performance for the top 50 airports in the US, including O'Hare and Midway. Below is a link to this website.

[https://www.transtats.bts.gov/OT\\_Delay/ot\\_delaycause1.asp?pn=1&periodfrom=24205%20&periodto=24212](https://www.transtats.bts.gov/OT_Delay/ot_delaycause1.asp?pn=1&periodfrom=24205%20&periodto=24212)

As always, please let me know if you have any further questions.



CHICAGO DEPARTMENT OF AVIATION  
CITY OF CHICAGO

**MEMORANDUM**

**To:** The Honorable Carrie M. Austin  
Chairman, Committee on the Budget and Government Operations

**From:** Ginger S. Evans  
Commissioner  
Chicago Department of Aviation

**CC:** Deanne Millison  
Mayor's Office of Legislative Counsel and Government Affairs

**Date:** November 1, 2017

**Re:** Request for Information from Annual Appropriation Committee Hearing

**ID#:** 85-03

---

The following information is in response to questions posed at our department's hearing on October 30, 2017 to discuss the proposed 2018 budget.

Alderman Brookins asked for a breakdown for contracts awarded in 2016 and 2017 by:  
Minority Owned Business Enterprise (MBE)  
Women Business Enterprise (WBE)  
Disadvantaged Business Enterprise (DBE)  
Small Business Enterprise (SBE)

See the breakdown of awarded contracts below for 10/1/15 to 9/30/16 and 10/1/16 to 9/30/17.

**CONTRACT COMMITMENTS  
CONSTRUCTION AND NON-CONSTRUCTION  
AWARDED BETWEEN 10/1/15 TO 9/30/16**

<b>TOTAL CONTRACTS AWARDED</b>	<b>\$207,578,425</b>
<b>WBE</b>	<b>3,664,607</b>
<b>MBE</b>	<b>13,957,403</b>
<b>DBE</b>	<b>37,303,224</b>
<b>SBE</b>	<b>1,151,180</b>

**AWARDED BETWEEN 10/1/16 TO 9/30/17**

<b>TOTAL CONTRACTS AWARDED</b>	<b>\$566,454,723</b>
<b>WBE</b>	<b>15,800,059</b>
<b>MBE</b>	<b>76,962,433</b>
<b>DBE</b>	<b>103,298,165</b>
<b>SBE</b>	<b>741,479</b>

As always, please let me know if you have any further questions.



CHICAGO DEPARTMENT OF AVIATION  
CITY OF CHICAGO

**MEMORANDUM**

**To:** The Honorable Carrie M. Austin  
Chairman, Committee on the Budget and Government Operations

**From:** Ginger S. Evans  
Commissioner  
Chicago Department of Aviation

**CC:** Deanne Millison  
Mayor's Office of Legislative Counsel and Government Affairs

**Date:** November 1, 2017

**Re:** Request for Information from Annual Appropriation Committee Hearing

**ID#:** 85-4 ACDBE Contract List

---

The following information is in response to questions posed at our department's hearing on October 30, 2017 to discuss the proposed 2018 budget.

Alderman Mitts asked for the list of ACDBE (Airport Concessions Disadvantages Business Enterprise) and to indicate the new ones added in 2017.

Please see the attached.

As always, please let me know if you have any further questions.

**O'Hare Concessionaires**  
2017 ACDBE Participation List

**Prime Operator**

AJ Patel Service, Inc.  
Argo Tea  
Barbara's Bookstore  
Barbara's Bookstore  
Berghoff Café  
Brighton  
Brookstone  
Brookstone  
Brookstone O'Hare II  
Brookstone O'Hare II  
Brooks Brothers  
Burrito Beach  
Erwin Pearl  
Host - Billy Goat Tavern  
Host - Efie's Canteen (Taxi Lot)  
Host - GAB/Cubs Bar & Grill  
Host - Gold Coast Dogs/Subway  
Host - Hot Dog Express/Carry On-Out  
Host - Jazz Bar  
Host - Liquor Bar(s)  
Host - Manchu/Salad Works/Zoot!  
Host - Manchu/TCBY  
Host - Reggio's Pizza  
Host - Skybridge  
Host - Snack (Transportation Center)  
Hudson News O'Hare JV  
Hudson News O'Hare JV  
Hudson News O'Hare JV  
I Love Chicago Gallery  
InMotion  
InMotion (Headphone Hub)  
Johnston & Murphy  
McDonald's Corp.  
McDonald's Corp.  
McDonald's USA  
McDonald's USA  
Montblanc  
Nuance Group  
Nuts on Clark  
Oakley Air Joint Venture  
O'Briens Restaurant  
O'Hare Popcorn & Food LLC d/b/a America's Dog  
OTG ORD Venture LLC  
Rocky Mountain Chocolate Factory  
Rocky Mountain Chocolate Factory  
Shoe Hospital  
Shoe Hospital  
Sunglass Hut  
Terminal Getaway Spa  
The Grove  
The Grove  
Vosges Haut-Chocolat  
Bank of America, N.A.  
HTSB/SNB JV  
Seaway Nat'l Bank  
Clear Channel  
Areas RHHG (Westfield)  
Hudson News (Westfield)  
Hudson News (Westfield)  
McDonald's (Westfield)  
Goddess & Grocer (Westfield)  
DuFry  
DuFry  
XpreSpa (Westfield)  
XpreSpa (Westfield)

**ACDBE Company Name**

K & K Coffee, LLC  
Balton Corporation  
Hartman Publishing Group  
Blue Daring Consulting, Inc  
Eileen Gorman, Inc.  
Flying Food Concessions  
Ralph G. Moore & Associates, Inc.  
Flying Food Concessions  
Ralph G. Moore & Associates, Inc.  
Flying Food Concessions  
Flying Food Concessions  
Mexpress, Inc.  
OSI-MB, Inc.  
Billy Goat IV, Inc  
Efie's Canteen, Inc  
Efie's Canteen, Inc  
Airport Concessions, Inc  
O'Hare Ventures II, L.L.C.  
B.T. Express, Inc of Chicago  
B.T. Express, Inc of Chicago  
O'Hare Ventures II, L.L.C.  
O'Hare Ventures II, L.L.C.  
Reggio's Pizza, Inc  
Efie's Canteen, Inc  
O'Hare Ventures II, L.L.C.  
BTII, Inc.  
Corliss Stone-Littles, LLC  
Robinson-Hill Group, Inc.  
I Love Chicago, Inc.  
Pastorelle Marketing Group  
Pastorelle Marketing Group  
Corliss Stone-Littles, LLC  
MYD Holdings  
MAPI  
MYD Holdings  
MAPI  
OSI-MB, Inc.  
PMA MCD, Inc  
"Nuts on Clark Street" Union Station  
OSI-MB, Inc.  
Signature Affairs, Inc.  
Flying Food Concessions  
Robinson-Hill Group Inc.  
Natural Energy Unlimited, d/b/a Rocky Mountain Chocolate  
Emmanuel Partners, Inc.  
Shoe Hospital Inc.  
Shoe Hospital Inc.  
Corliss Stone-Littles, LLC  
EG Walgreen Holdings, Inc.  
Natural Energy Unlimited, d/b/a The Grove  
Emmanuel Partners, Inc.  
Vosges Haut-Chocolat  
Seaway Bank  
Seaway Bank  
Seaway Nat'l Bank  
Central City Productions, Inc  
Robinson-Hill Hospitality Group  
BT II, Inc.  
CMC Enterprise, LLC  
MYD Holdings  
Midway Restaurant Development  
Blue Daring Consulting, Inc.  
Ralph G. Moore & Associates, Inc.  
Ralph G. Moore & Associates, Inc.  
CMC Enterprise, LLC

*\*New ACDBE participant as of 8/1/2016*

*\*New ACDBE participant as of 9/1/2016*

*\*New ACDBE participant as of 9/1/2016*

*\*New ACDBE participant as of 10/1/2016*

*\*New ACDBE participant as of 9/1/2016*

**O'Hare Concessionaires**  
2017 ACDBE Participation List

**Prime Operator**

**ACDBE Company Name**







CHICAGO DEPARTMENT OF AVIATION  
CITY OF CHICAGO

**MEMORANDUM**

**To:** The Honorable Carrie M. Austin  
Chairman, Committee on the Budget and Government Operations

**From:** Ginger S. Evans  
Commissioner  
Chicago Department of Aviation

**CC:** Deanne Millison  
Mayor's Office of Legislative Counsel and Government Affairs

**Date:** November 1, 2017

**Re:** Request for Information from Annual Appropriation Committee Hearing

**ID#:** 85-05

---

The following information is in response to questions posed at our department's hearing on October 30, 2017 to discuss the proposed 2018 budget.

Alderman Mitts asked for the list of things CDA has done to decrease security screening wait times. The Alderman also requested a position count of the TSA positions at the airports.

**CDA security improvements and TSA security enhancements:**

- Currently, Chicago offers some of the lowest wait times among airports across the country. Following last year's spike in wait times at security checkpoints, passengers at O'Hare and Midway are not waiting more than 10 minutes on average, even during peak travel times.
- These improvements over the past year and a half are largely a result of additional resources secured through working with our federal partners at the TSA, and include:
  - **Additional TSA officers:** Additional officers were assigned at both O'Hare and Midway following the spike in spring of 2016.

- **Canine teams:** In combination with additional officers, the TSA has also dedicated more Passenger Screening Canine teams to Chicago's airports. With these additional resources, our passengers are experiencing a more thorough and efficient screening process.
- **New technology:** O'Hare has implemented automated screening lanes (i.e. innovation lanes) to build on security screening efficiencies, and Midway is now following suit with the addition of two new auto lanes which are set to be operational later this month. These lanes are demonstrated to improve operational efficiency, reduce wait times for passengers and enhance security.
- **Total Numbers Officers (as of November 2017):**

**MDW**

Uniformed TSA Personnel - 466

**ORD**

Uniformed TSA Personnel - 1617

As always, please let me know if you have any further questions.



CHICAGO DEPARTMENT OF AVIATION  
CITY OF CHICAGO

**MEMORANDUM**

**To:** The Honorable Carrie M. Austin  
Chairman, Committee on the Budget and Government Operations

**From:** Ginger S. Evans  
Commissioner  
Chicago Department of Aviation

**CC:** Deanne Millison  
Mayor's Office of Legislative Counsel and Government Affairs

**Date:** November 1, 2017

**Re:** Request for Information from Annual Appropriation Committee Hearing

**ID#:** 85-06

---

The attached information is in response to questions posed at our department's hearing on October 30, 2017 to discuss the proposed 2018 budget.

Alderman Mitts asked for a breakdown of types of jobs by project at O'Hare and Midway related to the construction and concessions at both airports. The Alderman also requested an ethnic breakdown of those hired.

Please see the attached Summary of Workforce Utilization for the O'Hare Modernization Program (OMP) and Summary of Workforce Utilization for the Capital Improvement Program (CIP) for O'Hare and Midway. Please note that for federally funded contracts, hours worked is unit of measure used to track hiring per federal requirements.

As always, please let me know if you have any further questions.



**SUMMARY OF WORKFORCE UTILIZATION**  
Multiple Projects Multiple Contractors

From: 10/1/2016 To: 10/1/2017 Report Date: 11/03/2017  
 Report By: Week End Date  
 Project Name: 32201 - Landside Parking Lot Improvements - Midway Airport  
 Project Code: 32201

Construction Trade	Craft Level	Hours Worked										Total Male	
		Total Employee	Caucasian	African American	Hispanic	Asian	Native American	Other	Not Specified	Total Female			
ALDRIDGE ELECTRIC, INC.	Journey	0.00	0.00	0.00	0.00	0.00	0.00	0.00	0.00	0.00	0.00	0.00	0.00
	Apprentice	16.50	0.00	0.00	16.50	0.00	0.00	0.00	0.00	0.00	0.00	0.00	16.50
	A/J Ratio	0.00	0.00	0.00	0.00	0.00	0.00	0.00	0.00	0.00	0.00	0.00	0.00
	New Hire	0.00	0.00	0.00	0.00	0.00	0.00	0.00	0.00	0.00	0.00	0.00	0.00
	Subtotal	16.50	0.00	0.00	16.50	0.00	0.00	0.00	0.00	0.00	0.00	0.00	16.50
APPRENTICE LINEMAN	Journey	8.00	8.00	0.00	0.00	0.00	0.00	0.00	0.00	0.00	0.00	0.00	8.00
	Apprentice	0.00	0.00	0.00	0.00	0.00	0.00	0.00	0.00	0.00	0.00	0.00	0.00
	A/J Ratio	0.00	0.00	0.00	0.00	0.00	0.00	0.00	0.00	0.00	0.00	0.00	0.00
	New Hire	0.00	0.00	0.00	0.00	0.00	0.00	0.00	0.00	0.00	0.00	0.00	0.00
	Subtotal	8.00	8.00	0.00	0.00	0.00	0.00	0.00	0.00	0.00	0.00	0.00	8.00
ELECTRICIAN FRIMAN	Journey	8.00	0.00	0.00	8.00	0.00	0.00	0.00	0.00	0.00	0.00	0.00	8.00
	Apprentice	0.00	0.00	0.00	0.00	0.00	0.00	0.00	0.00	0.00	0.00	0.00	0.00
	A/J Ratio	0.00	0.00	0.00	0.00	0.00	0.00	0.00	0.00	0.00	0.00	0.00	0.00
	New Hire	0.00	0.00	0.00	0.00	0.00	0.00	0.00	0.00	0.00	0.00	0.00	0.00
	Subtotal	8.00	0.00	0.00	8.00	0.00	0.00	0.00	0.00	0.00	0.00	0.00	8.00
LABORER	Journey	8.00	0.00	0.00	8.00	0.00	0.00	0.00	0.00	0.00	0.00	0.00	8.00
	Apprentice	0.00	0.00	0.00	0.00	0.00	0.00	0.00	0.00	0.00	0.00	0.00	0.00
	A/J Ratio	0.00	0.00	0.00	0.00	0.00	0.00	0.00	0.00	0.00	0.00	0.00	0.00
	New Hire	0.00	0.00	0.00	0.00	0.00	0.00	0.00	0.00	0.00	0.00	0.00	0.00
	Subtotal	8.00	0.00	0.00	8.00	0.00	0.00	0.00	0.00	0.00	0.00	0.00	8.00
OPERATING ENGINEER HWY 1	Journey	8.00	8.00	0.00	0.00	0.00	0.00	0.00	0.00	0.00	0.00	0.00	8.00
	Apprentice	0.00	0.00	0.00	0.00	0.00	0.00	0.00	0.00	0.00	0.00	0.00	0.00
	A/J Ratio	0.00	0.00	0.00	0.00	0.00	0.00	0.00	0.00	0.00	0.00	0.00	0.00
	New Hire	0.00	0.00	0.00	0.00	0.00	0.00	0.00	0.00	0.00	0.00	0.00	0.00
	Subtotal	8.00	8.00	0.00	0.00	0.00	0.00	0.00	0.00	0.00	0.00	0.00	8.00

Project Name: 32201 - Landside Parking Lot Improvements - Midway Airport  
 Project Code: 32201

Construction Trade	Craft Level	Total Employee	Hours Worked										Total Female	Total Male
			Caucasian	African American	Hispanic	Asian	Native American	Other	Not Specified	Total Female	Total Male			
Total for Contractor	Journey	24.00	16.00	0.00	8.00	0.00	0.00	0.00	0.00	0.00	0.00	0.00	0.00	24.00
	Apprentice	16.50	0.00	0.00	16.50	0.00	0.00	0.00	0.00	0.00	0.00	0.00	0.00	16.50
	A/J Ratio	0.69	0.00	0.00	2.06	0.00	0.00	0.00	0.00	0.00	0.00	0.00	0.00	0.69
	New Hire	0.00	0.00	0.00	0.00	0.00	0.00	0.00	0.00	0.00	0.00	0.00	0.00	0.00
	Subtotal	40.50	16.00	0.00	24.50	0.00	0.00	0.00	0.00	0.00	0.00	0.00	0.00	40.50
<b>Brandenburger Plumbing, Inc.</b>														
PLUMBER FRMAN	Journey	34.00	0.00	0.00	34.00	0.00	0.00	0.00	0.00	0.00	0.00	0.00	0.00	34.00
	Apprentice	0.00	0.00	0.00	0.00	0.00	0.00	0.00	0.00	0.00	0.00	0.00	0.00	0.00
	A/J Ratio	0.00	0.00	0.00	0.00	0.00	0.00	0.00	0.00	0.00	0.00	0.00	0.00	0.00
	New Hire	0.00	0.00	0.00	0.00	0.00	0.00	0.00	0.00	0.00	0.00	0.00	0.00	0.00
	Subtotal	34.00	0.00	0.00	34.00	0.00	0.00	0.00	0.00	0.00	0.00	0.00	0.00	34.00
Plumbers Apprentice	Journey	0.00	0.00	0.00	0.00	0.00	0.00	0.00	0.00	0.00	0.00	0.00	0.00	0.00
	Apprentice	39.00	39.00	0.00	0.00	0.00	0.00	0.00	0.00	0.00	0.00	0.00	0.00	39.00
	A/J Ratio	0.00	0.00	0.00	0.00	0.00	0.00	0.00	0.00	0.00	0.00	0.00	0.00	0.00
	New Hire	0.00	0.00	0.00	0.00	0.00	0.00	0.00	0.00	0.00	0.00	0.00	0.00	0.00
	Subtotal	39.00	39.00	0.00	0.00	0.00	0.00	0.00	0.00	0.00	0.00	0.00	0.00	39.00
Total for Contractor	Journey	34.00	0.00	0.00	34.00	0.00	0.00	0.00	0.00	0.00	0.00	0.00	0.00	34.00
	Apprentice	39.00	39.00	0.00	0.00	0.00	0.00	0.00	0.00	0.00	0.00	0.00	0.00	39.00
	A/J Ratio	1.15	0.00	0.00	0.00	0.00	0.00	0.00	0.00	0.00	0.00	0.00	0.00	1.15
	New Hire	0.00	0.00	0.00	0.00	0.00	0.00	0.00	0.00	0.00	0.00	0.00	0.00	0.00
	Subtotal	73.00	39.00	0.00	34.00	0.00	0.00	0.00	0.00	0.00	0.00	0.00	0.00	73.00
<b>Oakley Construction Company, Inc.</b>														
LABORER	Journey	8.00	0.00	8.00	0.00	0.00	0.00	0.00	0.00	0.00	0.00	0.00	0.00	8.00
	Apprentice	0.00	0.00	0.00	0.00	0.00	0.00	0.00	0.00	0.00	0.00	0.00	0.00	0.00
	A/J Ratio	0.00	0.00	0.00	0.00	0.00	0.00	0.00	0.00	0.00	0.00	0.00	0.00	0.00
	New Hire	0.00	0.00	0.00	0.00	0.00	0.00	0.00	0.00	0.00	0.00	0.00	0.00	0.00
	Subtotal	8.00	0.00	8.00	0.00	0.00	0.00	0.00	0.00	0.00	0.00	0.00	0.00	8.00

Project Name: 32201 - Landside Parking Lot Improvements - Midway Airport  
 Project Code: 32201

Construction Trade	Craft Level	Total Employee	Hours Worked										Total Male
			Caucasian	African American	Hispanic	Asian	Native American	Other	Not Specified	Total Female			
Total for Contractor	Journey	8.00	0.00	8.00	0.00	0.00	0.00	0.00	0.00	0.00	0.00	8.00	0.00
	Apprentice	0.00	0.00	0.00	0.00	0.00	0.00	0.00	0.00	0.00	0.00	0.00	0.00
	A/J Ratio	0.00	0.00	0.00	0.00	0.00	0.00	0.00	0.00	0.00	0.00	0.00	0.00
	New Hire	0.00	0.00	0.00	0.00	0.00	0.00	0.00	0.00	0.00	0.00	0.00	0.00
	Subtotal	8.00	0.00	8.00	0.00	0.00	0.00	0.00	0.00	0.00	0.00	8.00	0.00
Total Journey Hours		66.00	16.00	8.00	42.00	0.00	0.00	0.00	0.00	0.00	0.00	8.00	58.00
Total Apprentice Hours		55.50	39.00	0.00	16.50	0.00	0.00	0.00	0.00	0.00	0.00	0.00	55.50
Total New Hire Hours		0.00	0.00	0.00	0.00	0.00	0.00	0.00	0.00	0.00	0.00	0.00	0.00
Grand Total Hours		121.50	55.00	8.00	58.50	0.00	0.00	0.00	0.00	0.00	0.00	8.00	113.50

End of data for project: 32201 - Landside Parking Lot Improvements - Midway Airport

Project Name: 32572 - American Airlines Baggage Area HVAC - ORD, Spec# 126321  
 Project Code: 32572

Construction Trade	Hours Worked											Total Male
	Craft Level	Total Employee	Caucasian	African American	Hispanic	Asian	Native American	Other	Not Specified	Total Female	Total	
PIPEFITTER	Journey	500.00	500.00	0.00	0.00	0.00	0.00	0.00	0.00	0.00	0.00	500.00
	Apprentice	0.00	0.00	0.00	0.00	0.00	0.00	0.00	0.00	0.00	0.00	0.00
	A/J Ratio	0.00	0.00	0.00	0.00	0.00	0.00	0.00	0.00	0.00	0.00	0.00
	New Hire	0.00	0.00	0.00	0.00	0.00	0.00	0.00	0.00	0.00	0.00	0.00
	Subtotal	500.00	500.00	0.00	0.00	0.00	0.00	0.00	0.00	0.00	0.00	500.00
PIPEFITTER FRMAN	Journey	40.00	40.00	0.00	0.00	0.00	0.00	0.00	0.00	0.00	0.00	40.00
	Apprentice	0.00	0.00	0.00	0.00	0.00	0.00	0.00	0.00	0.00	0.00	0.00
	A/J Ratio	0.00	0.00	0.00	0.00	0.00	0.00	0.00	0.00	0.00	0.00	0.00
	New Hire	0.00	0.00	0.00	0.00	0.00	0.00	0.00	0.00	0.00	0.00	0.00
	Subtotal	40.00	40.00	0.00	0.00	0.00	0.00	0.00	0.00	0.00	0.00	40.00
PLUMBER	Journey	69.00	69.00	0.00	0.00	0.00	0.00	0.00	0.00	0.00	0.00	69.00
	Apprentice	0.00	0.00	0.00	0.00	0.00	0.00	0.00	0.00	0.00	0.00	0.00
	A/J Ratio	0.00	0.00	0.00	0.00	0.00	0.00	0.00	0.00	0.00	0.00	0.00
	New Hire	0.00	0.00	0.00	0.00	0.00	0.00	0.00	0.00	0.00	0.00	0.00
	Subtotal	69.00	69.00	0.00	0.00	0.00	0.00	0.00	0.00	0.00	0.00	69.00
PLUMBER FRMAN	Journey	17.00	17.00	0.00	0.00	0.00	0.00	0.00	0.00	0.00	0.00	17.00
	Apprentice	0.00	0.00	0.00	0.00	0.00	0.00	0.00	0.00	0.00	0.00	0.00
	A/J Ratio	0.00	0.00	0.00	0.00	0.00	0.00	0.00	0.00	0.00	0.00	0.00
	New Hire	0.00	0.00	0.00	0.00	0.00	0.00	0.00	0.00	0.00	0.00	0.00
	Subtotal	17.00	17.00	0.00	0.00	0.00	0.00	0.00	0.00	0.00	0.00	17.00
Plumbers Apprentice	Journey	0.00	0.00	0.00	0.00	0.00	0.00	0.00	0.00	0.00	0.00	0.00
	Apprentice	66.00	66.00	0.00	0.00	0.00	0.00	0.00	0.00	0.00	0.00	66.00
	A/J Ratio	0.00	0.00	0.00	0.00	0.00	0.00	0.00	0.00	0.00	0.00	0.00
	New Hire	0.00	0.00	0.00	0.00	0.00	0.00	0.00	0.00	0.00	0.00	0.00
	Subtotal	66.00	66.00	0.00	0.00	0.00	0.00	0.00	0.00	0.00	0.00	66.00



Project Name: 32572 - American Airlines Baggage Area HVAC - ORD, Spec# 126321  
 Project Code: 32572

Construction Trade	Hours Worked											Total Male
	Craft Level	Total Employee	Caucasian	African American	Hispanic	Asian	Native American	Other	Not Specified	Total Female	Total	
Total for Contractor	Journey	626.00	626.00	0.00	0.00	0.00	0.00	0.00	0.00	0.00	0.00	626.00
	Apprentice	66.00	66.00	0.00	0.00	0.00	0.00	0.00	0.00	0.00	0.00	66.00
	A/J Ratio	0.11	0.11	0.00	0.00	0.00	0.00	0.00	0.00	0.00	0.00	0.11
	New Hire	0.00	0.00	0.00	0.00	0.00	0.00	0.00	0.00	0.00	0.00	0.00
	Subtotal	692.00	692.00	0.00	0.00	0.00	0.00	0.00	0.00	0.00	0.00	692.00
<b>American Electric Construction Company, LLC.</b>												
ELECTRICIAN	Journey	657.00	657.00	0.00	0.00	0.00	0.00	0.00	0.00	0.00	0.00	657.00
	Apprentice	0.00	0.00	0.00	0.00	0.00	0.00	0.00	0.00	0.00	0.00	0.00
	A/J Ratio	0.00	0.00	0.00	0.00	0.00	0.00	0.00	0.00	0.00	0.00	0.00
	New Hire	0.00	0.00	0.00	0.00	0.00	0.00	0.00	0.00	0.00	0.00	0.00
	Subtotal	657.00	657.00	0.00	0.00	0.00	0.00	0.00	0.00	0.00	0.00	657.00
ELECTRICIAN FRMAN	Journey	416.00	416.00	0.00	0.00	0.00	0.00	0.00	0.00	0.00	0.00	416.00
	Apprentice	0.00	0.00	0.00	0.00	0.00	0.00	0.00	0.00	0.00	0.00	0.00
	A/J Ratio	0.00	0.00	0.00	0.00	0.00	0.00	0.00	0.00	0.00	0.00	0.00
	New Hire	0.00	0.00	0.00	0.00	0.00	0.00	0.00	0.00	0.00	0.00	0.00
	Subtotal	416.00	416.00	0.00	0.00	0.00	0.00	0.00	0.00	0.00	0.00	416.00
Total for Contractor	Journey	1,073.00	1,073.00	0.00	0.00	0.00	0.00	0.00	0.00	0.00	0.00	1,073.00
	Apprentice	0.00	0.00	0.00	0.00	0.00	0.00	0.00	0.00	0.00	0.00	0.00
	A/J Ratio	0.00	0.00	0.00	0.00	0.00	0.00	0.00	0.00	0.00	0.00	0.00
	New Hire	0.00	0.00	0.00	0.00	0.00	0.00	0.00	0.00	0.00	0.00	0.00
	Subtotal	1,073.00	1,073.00	0.00	0.00	0.00	0.00	0.00	0.00	0.00	0.00	1,073.00
<b>Commercial Heating &amp; Air Conditioning LLC.</b>												
SHEET METAL WORKER	Journey	325.50	285.00	40.50	0.00	0.00	0.00	0.00	0.00	0.00	0.00	325.50
	Apprentice	0.00	0.00	0.00	0.00	0.00	0.00	0.00	0.00	0.00	0.00	0.00
	A/J Ratio	0.00	0.00	0.00	0.00	0.00	0.00	0.00	0.00	0.00	0.00	0.00
	New Hire	0.00	0.00	0.00	0.00	0.00	0.00	0.00	0.00	0.00	0.00	0.00
	Subtotal	325.50	285.00	40.50	0.00	0.00	0.00	0.00	0.00	0.00	0.00	325.50

Project Name: 32572 - American Airlines Baggage Area HVAC - ORD, Spec# 126321  
 Project Code: 32572

Construction Trade	Hours Worked											Total Male
	Craft Level	Total Employee	Caucasian	African American	Hispanic	Asian	Native American	Other	Not Specified	Total Female	Total	
SHEET METAL WORKER FRMAN	Journey	70.50	70.50	0.00	0.00	0.00	0.00	0.00	0.00	0.00	0.00	70.50
	Apprentice	0.00	0.00	0.00	0.00	0.00	0.00	0.00	0.00	0.00	0.00	0.00
	A/J Ratio	0.00	0.00	0.00	0.00	0.00	0.00	0.00	0.00	0.00	0.00	0.00
	New Hire	0.00	0.00	0.00	0.00	0.00	0.00	0.00	0.00	0.00	0.00	0.00
	Subtotal	70.50	70.50	0.00	0.00	0.00	0.00	0.00	0.00	0.00	0.00	70.50
Total for Contractor	Journey	396.00	355.50	40.50	0.00	0.00	0.00	0.00	0.00	0.00	0.00	396.00
	Apprentice	0.00	0.00	0.00	0.00	0.00	0.00	0.00	0.00	0.00	0.00	0.00
	A/J Ratio	0.00	0.00	0.00	0.00	0.00	0.00	0.00	0.00	0.00	0.00	0.00
	New Hire	0.00	0.00	0.00	0.00	0.00	0.00	0.00	0.00	0.00	0.00	0.00
	Subtotal	396.00	355.50	40.50	0.00	0.00	0.00	0.00	0.00	0.00	0.00	396.00
<b>F.E. Moran, Inc. Mechanical Services</b>												
PIPEFITTER FRMAN	Journey	22.50	22.50	0.00	0.00	0.00	0.00	0.00	0.00	0.00	0.00	22.50
	Apprentice	0.00	0.00	0.00	0.00	0.00	0.00	0.00	0.00	0.00	0.00	0.00
	A/J Ratio	0.00	0.00	0.00	0.00	0.00	0.00	0.00	0.00	0.00	0.00	0.00
	New Hire	0.00	0.00	0.00	0.00	0.00	0.00	0.00	0.00	0.00	0.00	0.00
	Subtotal	22.50	22.50	0.00	0.00	0.00	0.00	0.00	0.00	0.00	0.00	22.50
Total for Contractor	Journey	22.50	22.50	0.00	0.00	0.00	0.00	0.00	0.00	0.00	0.00	22.50
	Apprentice	0.00	0.00	0.00	0.00	0.00	0.00	0.00	0.00	0.00	0.00	0.00
	A/J Ratio	0.00	0.00	0.00	0.00	0.00	0.00	0.00	0.00	0.00	0.00	0.00
	New Hire	0.00	0.00	0.00	0.00	0.00	0.00	0.00	0.00	0.00	0.00	0.00
	Subtotal	22.50	22.50	0.00	0.00	0.00	0.00	0.00	0.00	0.00	0.00	22.50
<b>FE Moran</b>												
PILEDRIIVER FRMAN	Journey	789.50	789.50	0.00	0.00	0.00	0.00	0.00	0.00	0.00	0.00	789.50
	Apprentice	0.00	0.00	0.00	0.00	0.00	0.00	0.00	0.00	0.00	0.00	0.00
	A/J Ratio	0.00	0.00	0.00	0.00	0.00	0.00	0.00	0.00	0.00	0.00	0.00
	New Hire	0.00	0.00	0.00	0.00	0.00	0.00	0.00	0.00	0.00	0.00	0.00
	Subtotal	789.50	789.50	0.00	0.00	0.00	0.00	0.00	0.00	0.00	0.00	789.50

Project Name: 32572 - American Airlines Baggage Area HVAC - ORD, Spec# 126321  
 Project Code: 32572

Construction Trade	Craft Level	Hours Worked										Total Male	
		Total Employee	Caucasian	African American	Hispanic	Asian	Native American	Other	Not Specified	Total Female			
PIPEFITTER	Journey	1,259.00	1,185.00	0.00	74.00	0.00	0.00	0.00	0.00	0.00	0.00	0.00	1,259.00
	Apprentice	0.00	0.00	0.00	0.00	0.00	0.00	0.00	0.00	0.00	0.00	0.00	0.00
	A/J Ratio	0.00	0.00	0.00	0.00	0.00	0.00	0.00	0.00	0.00	0.00	0.00	0.00
	New Hire	0.00	0.00	0.00	0.00	0.00	0.00	0.00	0.00	0.00	0.00	0.00	0.00
	Subtotal	1,259.00	1,185.00	0.00	74.00	0.00	0.00	0.00	0.00	0.00	0.00	0.00	1,259.00
PIPEFITTER FRMAN	Journey	66.00	66.00	0.00	0.00	0.00	0.00	0.00	0.00	0.00	0.00	0.00	66.00
	Apprentice	0.00	0.00	0.00	0.00	0.00	0.00	0.00	0.00	0.00	0.00	0.00	0.00
	A/J Ratio	0.00	0.00	0.00	0.00	0.00	0.00	0.00	0.00	0.00	0.00	0.00	0.00
	New Hire	0.00	0.00	0.00	0.00	0.00	0.00	0.00	0.00	0.00	0.00	0.00	0.00
	Subtotal	66.00	66.00	0.00	0.00	0.00	0.00	0.00	0.00	0.00	0.00	0.00	66.00
Total for Contractor	Journey	2,114.50	2,040.50	0.00	74.00	0.00	0.00	0.00	0.00	0.00	0.00	0.00	2,114.50
	Apprentice	0.00	0.00	0.00	0.00	0.00	0.00	0.00	0.00	0.00	0.00	0.00	0.00
	A/J Ratio	0.00	0.00	0.00	0.00	0.00	0.00	0.00	0.00	0.00	0.00	0.00	0.00
	New Hire	0.00	0.00	0.00	0.00	0.00	0.00	0.00	0.00	0.00	0.00	0.00	0.00
	Subtotal	2,114.50	2,040.50	0.00	74.00	0.00	0.00	0.00	0.00	0.00	0.00	0.00	2,114.50
<b>Five Star Insulation Corporation</b>													
HT/FROST INSULATOR	Journey	204.00	204.00	0.00	0.00	0.00	0.00	0.00	0.00	0.00	0.00	0.00	204.00
	Apprentice	0.00	0.00	0.00	0.00	0.00	0.00	0.00	0.00	0.00	0.00	0.00	0.00
	A/J Ratio	0.00	0.00	0.00	0.00	0.00	0.00	0.00	0.00	0.00	0.00	0.00	0.00
	New Hire	0.00	0.00	0.00	0.00	0.00	0.00	0.00	0.00	0.00	0.00	0.00	0.00
	Subtotal	204.00	204.00	0.00	0.00	0.00	0.00	0.00	0.00	0.00	0.00	0.00	204.00
Total for Contractor	Journey	204.00	204.00	0.00	0.00	0.00	0.00	0.00	0.00	0.00	0.00	0.00	204.00
	Apprentice	0.00	0.00	0.00	0.00	0.00	0.00	0.00	0.00	0.00	0.00	0.00	0.00
	A/J Ratio	0.00	0.00	0.00	0.00	0.00	0.00	0.00	0.00	0.00	0.00	0.00	0.00
	New Hire	0.00	0.00	0.00	0.00	0.00	0.00	0.00	0.00	0.00	0.00	0.00	0.00
	Subtotal	204.00	204.00	0.00	0.00	0.00	0.00	0.00	0.00	0.00	0.00	0.00	204.00
<b>Mechanical Test &amp; Balance, Inc.</b>													

Project Name: 32572 - American Airlines Baggage Area HVAC - ORD, Spec# 126321  
 Project Code: 32572

Construction Trade	Craft Level	Hours Worked										Total Male	
		Total Employee	Caucasian	African American	Hispanic	Asian	Native American	Other	Not Specified	Total Female			
SHEET METAL WORKER	Journey	145.00	145.00	0.00	0.00	0.00	0.00	0.00	0.00	0.00	0.00	8.00	137.00
	Apprentice	0.00	0.00	0.00	0.00	0.00	0.00	0.00	0.00	0.00	0.00	0.00	0.00
	A/J Ratio	0.00	0.00	0.00	0.00	0.00	0.00	0.00	0.00	0.00	0.00	0.00	0.00
	New Hire	0.00	0.00	0.00	0.00	0.00	0.00	0.00	0.00	0.00	0.00	0.00	0.00
	Subtotal	145.00	145.00	0.00	0.00	0.00	0.00	0.00	0.00	0.00	0.00	8.00	137.00
Total for Contractor	Journey	145.00	145.00	0.00	0.00	0.00	0.00	0.00	0.00	0.00	0.00	8.00	137.00
	Apprentice	0.00	0.00	0.00	0.00	0.00	0.00	0.00	0.00	0.00	0.00	0.00	0.00
	A/J Ratio	0.00	0.00	0.00	0.00	0.00	0.00	0.00	0.00	0.00	0.00	0.00	0.00
	New Hire	0.00	0.00	0.00	0.00	0.00	0.00	0.00	0.00	0.00	0.00	0.00	0.00
	Subtotal	145.00	145.00	0.00	0.00	0.00	0.00	0.00	0.00	0.00	0.00	8.00	137.00
<b>Northwest Contractors, Inc.</b>													
CARPENTER	Journey	64.00	56.00	0.00	8.00	0.00	0.00	0.00	0.00	0.00	0.00	0.00	64.00
	Apprentice	0.00	0.00	0.00	0.00	0.00	0.00	0.00	0.00	0.00	0.00	0.00	0.00
	A/J Ratio	0.00	0.00	0.00	0.00	0.00	0.00	0.00	0.00	0.00	0.00	0.00	0.00
	New Hire	0.00	0.00	0.00	0.00	0.00	0.00	0.00	0.00	0.00	0.00	0.00	0.00
	Subtotal	64.00	56.00	0.00	8.00	0.00	0.00	0.00	0.00	0.00	0.00	0.00	64.00
CARPENTER FRMAN	Journey	8.00	8.00	0.00	0.00	0.00	0.00	0.00	0.00	0.00	0.00	0.00	8.00
	Apprentice	0.00	0.00	0.00	0.00	0.00	0.00	0.00	0.00	0.00	0.00	0.00	0.00
	A/J Ratio	0.00	0.00	0.00	0.00	0.00	0.00	0.00	0.00	0.00	0.00	0.00	0.00
	New Hire	0.00	0.00	0.00	0.00	0.00	0.00	0.00	0.00	0.00	0.00	0.00	0.00
	Subtotal	8.00	8.00	0.00	0.00	0.00	0.00	0.00	0.00	0.00	0.00	0.00	8.00
LABORER	Journey	252.00	39.00	0.00	213.00	0.00	0.00	0.00	0.00	0.00	0.00	0.00	252.00
	Apprentice	0.00	0.00	0.00	0.00	0.00	0.00	0.00	0.00	0.00	0.00	0.00	0.00
	A/J Ratio	0.00	0.00	0.00	0.00	0.00	0.00	0.00	0.00	0.00	0.00	0.00	0.00
	New Hire	0.00	0.00	0.00	0.00	0.00	0.00	0.00	0.00	0.00	0.00	0.00	0.00
	Subtotal	252.00	39.00	0.00	213.00	0.00	0.00	0.00	0.00	0.00	0.00	0.00	252.00

Project Name: 32572 - American Airlines Baggage Area HVAC - ORD, Spec# 126321  
 Project Code: 32572

Construction Trade	Hours Worked											Total Male
	Craft Level	Total Employee	Caucasian	African American	Hispanic	Asian	Native American	Other	Not Specified	Total Female	Total	
Total for Contractor	Journey	324.00	103.00	0.00	221.00	0.00	0.00	0.00	0.00	0.00	324.00	
	Apprentice	0.00	0.00	0.00	0.00	0.00	0.00	0.00	0.00	0.00	0.00	
	A/J Ratio	0.00	0.00	0.00	0.00	0.00	0.00	0.00	0.00	0.00	0.00	
	New Hire	0.00	0.00	0.00	0.00	0.00	0.00	0.00	0.00	0.00	0.00	
	Subtotal	324.00	103.00	0.00	221.00	0.00	0.00	0.00	0.00	0.00	324.00	
<b>Universal Power &amp; Control</b>												
ELECTRICIAN	Journey	1,061.60	1,061.60	0.00	0.00	0.00	0.00	0.00	0.00	0.00	1,061.60	
	Apprentice	0.00	0.00	0.00	0.00	0.00	0.00	0.00	0.00	0.00	0.00	
	A/J Ratio	0.00	0.00	0.00	0.00	0.00	0.00	0.00	0.00	0.00	0.00	
	New Hire	0.00	0.00	0.00	0.00	0.00	0.00	0.00	0.00	0.00	0.00	
	Subtotal	1,061.60	1,061.60	0.00	0.00	0.00	0.00	0.00	0.00	0.00	1,061.60	
Total for Contractor	Journey	1,061.60	1,061.60	0.00	0.00	0.00	0.00	0.00	0.00	0.00	1,061.60	
	Apprentice	0.00	0.00	0.00	0.00	0.00	0.00	0.00	0.00	0.00	0.00	
	A/J Ratio	0.00	0.00	0.00	0.00	0.00	0.00	0.00	0.00	0.00	0.00	
	New Hire	0.00	0.00	0.00	0.00	0.00	0.00	0.00	0.00	0.00	0.00	
	Subtotal	1,061.60	1,061.60	0.00	0.00	0.00	0.00	0.00	0.00	0.00	1,061.60	
Total Journey Hours	5,965.60	5,631.10	40.50	295.00	0.00	0.00	0.00	0.00	0.00	8.00	5,958.60	
Total Apprentice Hours	66.00	66.00	0.00	0.00	0.00	0.00	0.00	0.00	0.00	0.00	66.00	
Total New Hire Hours	0.00	0.00	0.00	0.00	0.00	0.00	0.00	0.00	0.00	0.00	0.00	
Grand Total Hours	6,032.60	5,697.10	40.50	295.00	0.00	0.00	0.00	0.00	0.00	8.00	6,024.60	

End of data for project: 32572 - American Airlines Baggage Area HVAC - ORD, Spec# 126321

Project Name: 32835 - Replacement of Chillers 1-5 and Upgrade of South Cooling Tower - ORD, Spec. 126044  
 Project Code: 32835

Construction Trade	Craft Level	Total Employee	Hours Worked										Total Female	Total Male
			Caucasian	African American	Hispanic	Asian	Native American	Other	Not Specified					

A & H Mechanical, Inc.

PIPEFITTER	Journey	1,107.00	0.00	1,107.00	0.00	0.00	0.00	0.00	0.00	0.00	0.00	0.00	0.00	0.00	1,107.00
	Apprentice	0.00	0.00	0.00	0.00	0.00	0.00	0.00	0.00	0.00	0.00	0.00	0.00	0.00	0.00
	A/J Ratio	0.00	0.00	0.00	0.00	0.00	0.00	0.00	0.00	0.00	0.00	0.00	0.00	0.00	0.00
	New Hire	0.00	0.00	0.00	0.00	0.00	0.00	0.00	0.00	0.00	0.00	0.00	0.00	0.00	0.00
	Subtotal	1,107.00	0.00	1,107.00	0.00	0.00	0.00	0.00	0.00	0.00	0.00	0.00	0.00	0.00	1,107.00

PIPEFITTER FRMAN	Journey	2,737.00	0.00	2,737.00	0.00	0.00	0.00	0.00	0.00	0.00	0.00	0.00	0.00	0.00	2,737.00
	Apprentice	0.00	0.00	0.00	0.00	0.00	0.00	0.00	0.00	0.00	0.00	0.00	0.00	0.00	0.00
	A/J Ratio	0.00	0.00	0.00	0.00	0.00	0.00	0.00	0.00	0.00	0.00	0.00	0.00	0.00	0.00
	New Hire	0.00	0.00	0.00	0.00	0.00	0.00	0.00	0.00	0.00	0.00	0.00	0.00	0.00	0.00
	Subtotal	2,737.00	0.00	2,737.00	0.00	0.00	0.00	0.00	0.00	0.00	0.00	0.00	0.00	0.00	2,737.00

Total for Contractor	Journey	3,844.00	0.00	3,844.00	0.00	0.00	0.00	0.00	0.00	0.00	0.00	0.00	0.00	0.00	3,844.00
	Apprentice	0.00	0.00	0.00	0.00	0.00	0.00	0.00	0.00	0.00	0.00	0.00	0.00	0.00	0.00
	A/J Ratio	0.00	0.00	0.00	0.00	0.00	0.00	0.00	0.00	0.00	0.00	0.00	0.00	0.00	0.00
	New Hire	0.00	0.00	0.00	0.00	0.00	0.00	0.00	0.00	0.00	0.00	0.00	0.00	0.00	0.00
	Subtotal	3,844.00	0.00	3,844.00	0.00	0.00	0.00	0.00	0.00	0.00	0.00	0.00	0.00	0.00	3,844.00

Continental Electrical Construction Company

ELECTRICIAN	Journey	6,648.50	1,920.00	0.00	4,129.00	0.00	0.00	0.00	0.00	0.00	599.50	0.00	0.00	1,977.50	4,671.00
	Apprentice	0.00	0.00	0.00	0.00	0.00	0.00	0.00	0.00	0.00	0.00	0.00	0.00	0.00	0.00
	A/J Ratio	0.00	0.00	0.00	0.00	0.00	0.00	0.00	0.00	0.00	0.00	0.00	0.00	0.00	0.00
	New Hire	0.00	0.00	0.00	0.00	0.00	0.00	0.00	0.00	0.00	0.00	0.00	0.00	0.00	0.00
	Subtotal	6,648.50	1,920.00	0.00	4,129.00	0.00	0.00	0.00	0.00	0.00	599.50	0.00	0.00	1,977.50	4,671.00

ELECTRICIAN APPRENTICE (PRINCIPAL AGREEMENT)	Journey	0.00	0.00	0.00	0.00	0.00	0.00	0.00	0.00	0.00	0.00	0.00	0.00	0.00	0.00
	Apprentice	581.50	509.50	72.00	0.00	0.00	0.00	0.00	0.00	0.00	0.00	0.00	0.00	0.00	581.50
	A/J Ratio	0.00	0.00	0.00	0.00	0.00	0.00	0.00	0.00	0.00	0.00	0.00	0.00	0.00	0.00
	New Hire	0.00	0.00	0.00	0.00	0.00	0.00	0.00	0.00	0.00	0.00	0.00	0.00	0.00	0.00
	Subtotal	581.50	509.50	72.00	0.00	0.00	0.00	0.00	0.00	0.00	0.00	0.00	0.00	0.00	581.50

Project Name: 32835 - Replacement of Chillers 1-5 and Upgrade of South Cooling Tower - ORD, Spec. 126044  
 Project Code: 32835

Construction Trade	Craft Level	Hours Worked										Total Male	
		Total Employee	Caucasian	African American	Hispanic	Asian	Native American	Other	Not Specified	Total Female			
ELECTRICIAN FRMAN	Journey	43.00	43.00	0.00	0.00	0.00	0.00	0.00	0.00	0.00	0.00	0.00	43.00
	Apprentice	0.00	0.00	0.00	0.00	0.00	0.00	0.00	0.00	0.00	0.00	0.00	0.00
	A/J Ratio	0.00	0.00	0.00	0.00	0.00	0.00	0.00	0.00	0.00	0.00	0.00	0.00
	New Hire	0.00	0.00	0.00	0.00	0.00	0.00	0.00	0.00	0.00	0.00	0.00	0.00
	Subtotal	43.00	43.00	0.00	0.00	0.00	0.00	0.00	0.00	0.00	0.00	0.00	43.00
Total for Contractor	Journey	6,691.50	1,963.00	0.00	4,129.00	0.00	0.00	599.50	0.00	1,977.50	0.00	4,714.00	
	Apprentice	581.50	509.50	72.00	0.00	0.00	0.00	0.00	0.00	0.00	0.00	581.50	
	A/J Ratio	0.09	0.26	0.00	0.00	0.00	0.00	0.00	0.00	0.00	0.00	0.12	
	New Hire	0.00	0.00	0.00	0.00	0.00	0.00	0.00	0.00	0.00	0.00	0.00	
	Subtotal	7,273.00	2,472.50	72.00	4,129.00	0.00	0.00	599.50	0.00	1,977.50	0.00	5,295.50	
<b>CROWN PAINTING, INC.</b>													
PAINTER	Journey	1,635.50	116.00	0.00	1,519.50	0.00	0.00	0.00	0.00	0.00	0.00	1,635.50	
	Apprentice	0.00	0.00	0.00	0.00	0.00	0.00	0.00	0.00	0.00	0.00	0.00	
	A/J Ratio	0.00	0.00	0.00	0.00	0.00	0.00	0.00	0.00	0.00	0.00	0.00	
	New Hire	0.00	0.00	0.00	0.00	0.00	0.00	0.00	0.00	0.00	0.00	0.00	
	Subtotal	1,635.50	116.00	0.00	1,519.50	0.00	0.00	0.00	0.00	0.00	0.00	1,635.50	
PAINTER APPRENTICE AT 60%	Journey	0.00	0.00	0.00	0.00	0.00	0.00	0.00	0.00	0.00	0.00	0.00	
	Apprentice	310.00	0.00	0.00	310.00	0.00	0.00	0.00	0.00	310.00	0.00	0.00	
	A/J Ratio	0.00	0.00	0.00	0.00	0.00	0.00	0.00	0.00	0.00	0.00	0.00	
	New Hire	0.00	0.00	0.00	0.00	0.00	0.00	0.00	0.00	0.00	0.00	0.00	
	Subtotal	310.00	0.00	0.00	310.00	0.00	0.00	0.00	0.00	310.00	0.00	0.00	
PAINTER FRMAN	Journey	33.00	33.00	0.00	0.00	0.00	0.00	0.00	0.00	0.00	0.00	33.00	
	Apprentice	0.00	0.00	0.00	0.00	0.00	0.00	0.00	0.00	0.00	0.00	0.00	
	A/J Ratio	0.00	0.00	0.00	0.00	0.00	0.00	0.00	0.00	0.00	0.00	0.00	
	New Hire	0.00	0.00	0.00	0.00	0.00	0.00	0.00	0.00	0.00	0.00	0.00	
	Subtotal	33.00	33.00	0.00	0.00	0.00	0.00	0.00	0.00	0.00	0.00	33.00	

Project Name: 32835 - Replacement of Chillers 1-5 and Upgrade of South Cooling Tower - ORD, Spec. 126044  
 Project Code: 32835

Construction Trade	Hours Worked											Total Male
	Craft Level	Total Employee	Caucasian	African American	Hispanic	Asian	Native American	Other	Not Specified	Total Female	Total Male	
Total for Contractor	Journey	1,668.50	149.00	0.00	1,519.50	0.00	0.00	0.00	0.00	0.00	0.00	1,668.50
	Apprentice	310.00	0.00	0.00	310.00	0.00	0.00	0.00	0.00	0.00	0.00	310.00
	A/J Ratio	0.19	0.00	0.00	0.20	0.00	0.00	0.00	0.00	0.00	0.00	0.00
	New Hire	0.00	0.00	0.00	0.00	0.00	0.00	0.00	0.00	0.00	0.00	0.00
	Subtotal	1,978.50	149.00	0.00	1,829.50	0.00	0.00	0.00	0.00	0.00	0.00	1,668.50
<b>Hill Mechanical Group</b>												
LABORER	Journey	3,227.50	2,036.50	0.00	1,191.00	0.00	0.00	0.00	0.00	0.00	0.00	3,227.50
	Apprentice	0.00	0.00	0.00	0.00	0.00	0.00	0.00	0.00	0.00	0.00	0.00
	A/J Ratio	0.00	0.00	0.00	0.00	0.00	0.00	0.00	0.00	0.00	0.00	0.00
	New Hire	0.00	0.00	0.00	0.00	0.00	0.00	0.00	0.00	0.00	0.00	0.00
	Subtotal	3,227.50	2,036.50	0.00	1,191.00	0.00	0.00	0.00	0.00	0.00	0.00	3,227.50
PIPEFITTER	Journey	19,243.50	6,025.50	6,886.50	6,331.50	0.00	0.00	0.00	0.00	0.00	2,863.00	16,380.50
	Apprentice	0.00	0.00	0.00	0.00	0.00	0.00	0.00	0.00	0.00	0.00	0.00
	A/J Ratio	0.00	0.00	0.00	0.00	0.00	0.00	0.00	0.00	0.00	0.00	0.00
	New Hire	0.00	0.00	0.00	0.00	0.00	0.00	0.00	0.00	0.00	0.00	0.00
	Subtotal	19,243.50	6,025.50	6,886.50	6,331.50	0.00	0.00	0.00	0.00	0.00	2,863.00	16,380.50
Pipefitter Apprentice	Journey	0.00	0.00	0.00	0.00	0.00	0.00	0.00	0.00	0.00	0.00	0.00
	Apprentice	3,337.00	0.00	870.00	2,467.00	0.00	0.00	0.00	0.00	0.00	0.00	3,337.00
	A/J Ratio	0.00	0.00	0.00	0.00	0.00	0.00	0.00	0.00	0.00	0.00	0.00
	New Hire	0.00	0.00	0.00	0.00	0.00	0.00	0.00	0.00	0.00	0.00	0.00
	Subtotal	3,337.00	0.00	870.00	2,467.00	0.00	0.00	0.00	0.00	0.00	0.00	3,337.00
PIPEFITTER FRMAN	Journey	846.50	0.00	343.00	503.50	0.00	0.00	0.00	0.00	0.00	0.00	846.50
	Apprentice	0.00	0.00	0.00	0.00	0.00	0.00	0.00	0.00	0.00	0.00	0.00
	A/J Ratio	0.00	0.00	0.00	0.00	0.00	0.00	0.00	0.00	0.00	0.00	0.00
	New Hire	0.00	0.00	0.00	0.00	0.00	0.00	0.00	0.00	0.00	0.00	0.00
	Subtotal	846.50	0.00	343.00	503.50	0.00	0.00	0.00	0.00	0.00	0.00	846.50
PLUMBER	Journey	295.00	295.00	0.00	0.00	0.00	0.00	0.00	0.00	0.00	0.00	295.00
	Apprentice	112.00	112.00	0.00	0.00	0.00	0.00	0.00	0.00	0.00	0.00	112.00
	A/J Ratio	0.38	0.38	0.00	0.00	0.00	0.00	0.00	0.00	0.00	0.00	0.38
	New Hire	0.00	0.00	0.00	0.00	0.00	0.00	0.00	0.00	0.00	0.00	0.00
	Subtotal	407.00	407.00	0.00	0.00	0.00	0.00	0.00	0.00	0.00	0.00	407.00



Project Name: 32835 - Replacement of Chillers 1-5 and Upgrade of South Cooling Tower - ORD, Spec. 126044  
 Project Code: 32835

Construction Trade	Hours Worked											Total Male
	Craft Level	Total Employee	Caucasian	African American	Hispanic	Asian	Native American	Other	Not Specified	Total Female		
PLUMBER FRMAN	Journey	201.00	201.00	0.00	0.00	0.00	0.00	0.00	0.00	0.00	0.00	201.00
	Apprentice	0.00	0.00	0.00	0.00	0.00	0.00	0.00	0.00	0.00	0.00	0.00
	A/J Ratio	0.00	0.00	0.00	0.00	0.00	0.00	0.00	0.00	0.00	0.00	0.00
	New Hire	0.00	0.00	0.00	0.00	0.00	0.00	0.00	0.00	0.00	0.00	0.00
	Subtotal	201.00	201.00	0.00	0.00	0.00	0.00	0.00	0.00	0.00	0.00	201.00
Plumbers Apprentice	Journey	0.00	0.00	0.00	0.00	0.00	0.00	0.00	0.00	0.00	0.00	0.00
	Apprentice	59.00	59.00	0.00	0.00	0.00	0.00	0.00	0.00	0.00	0.00	59.00
	A/J Ratio	0.00	0.00	0.00	0.00	0.00	0.00	0.00	0.00	0.00	0.00	0.00
	New Hire	0.00	0.00	0.00	0.00	0.00	0.00	0.00	0.00	0.00	0.00	0.00
	Subtotal	59.00	59.00	0.00	0.00	0.00	0.00	0.00	0.00	0.00	0.00	59.00
SHEET METAL WORKER	Journey	440.50	440.50	0.00	0.00	0.00	0.00	0.00	0.00	0.00	0.00	440.50
	Apprentice	0.00	0.00	0.00	0.00	0.00	0.00	0.00	0.00	0.00	0.00	0.00
	A/J Ratio	0.00	0.00	0.00	0.00	0.00	0.00	0.00	0.00	0.00	0.00	0.00
	New Hire	0.00	0.00	0.00	0.00	0.00	0.00	0.00	0.00	0.00	0.00	0.00
	Subtotal	440.50	440.50	0.00	0.00	0.00	0.00	0.00	0.00	0.00	0.00	440.50
SHEET METAL WORKER FRMAN	Journey	228.00	228.00	0.00	0.00	0.00	0.00	0.00	0.00	0.00	0.00	228.00
	Apprentice	0.00	0.00	0.00	0.00	0.00	0.00	0.00	0.00	0.00	0.00	0.00
	A/J Ratio	0.00	0.00	0.00	0.00	0.00	0.00	0.00	0.00	0.00	0.00	0.00
	New Hire	0.00	0.00	0.00	0.00	0.00	0.00	0.00	0.00	0.00	0.00	0.00
	Subtotal	228.00	228.00	0.00	0.00	0.00	0.00	0.00	0.00	0.00	0.00	228.00
Total for Contractor	Journey	24,482.00	9,226.50	7,229.50	8,026.00	0.00	0.00	0.00	0.00	0.00	6,090.50	18,391.50
	Apprentice	3,508.00	171.00	870.00	2,467.00	0.00	0.00	0.00	0.00	0.00	0.00	3,508.00
	A/J Ratio	0.14	0.02	0.12	0.31	0.00	0.00	0.00	0.00	0.00	0.00	0.19
	New Hire	0.00	0.00	0.00	0.00	0.00	0.00	0.00	0.00	0.00	0.00	0.00
	Subtotal	27,990.00	9,397.50	8,099.50	10,493.00	0.00	0.00	0.00	0.00	0.00	6,090.50	21,899.50
<b>Hudson Boiler &amp; Tank Co.</b>												
BOILERMAKER	Journey	314.00	218.00	0.00	96.00	0.00	0.00	0.00	0.00	0.00	8.00	306.00
	Apprentice	0.00	0.00	0.00	0.00	0.00	0.00	0.00	0.00	0.00	0.00	0.00
	A/J Ratio	0.00	0.00	0.00	0.00	0.00	0.00	0.00	0.00	0.00	0.00	0.00
	New Hire	0.00	0.00	0.00	0.00	0.00	0.00	0.00	0.00	0.00	0.00	0.00
	Subtotal	314.00	218.00	0.00	96.00	0.00	0.00	0.00	0.00	0.00	8.00	306.00

Project Name: 32835 - Replacement of Chillers 1-5 and Upgrade of South Cooling Tower - ORD, Spec. 126044  
 Project Code: 32835

Construction Trade	Hours Worked											Total Male
	Craft Level	Total Employee	Caucasian	African American	Hispanic	Asian	Native American	Other	Not Specified	Total Female	Total	
BOILERMAKER FRMAN	Journey	104.00	0.00	0.00	0.00	0.00	0.00	0.00	0.00	0.00	0.00	104.00
	Apprentice	0.00	0.00	0.00	0.00	0.00	0.00	0.00	0.00	0.00	0.00	0.00
	A/J Ratio	0.00	0.00	0.00	0.00	0.00	0.00	0.00	0.00	0.00	0.00	0.00
	New Hire	0.00	0.00	0.00	0.00	0.00	0.00	0.00	0.00	0.00	0.00	0.00
	Subtotal	104.00	104.00	0.00	0.00	0.00	0.00	0.00	0.00	0.00	0.00	104.00
Total for Contractor	Journey	418.00	322.00	0.00	96.00	0.00	0.00	0.00	0.00	0.00	8.00	410.00
	Apprentice	0.00	0.00	0.00	0.00	0.00	0.00	0.00	0.00	0.00	0.00	0.00
	A/J Ratio	0.00	0.00	0.00	0.00	0.00	0.00	0.00	0.00	0.00	0.00	0.00
	New Hire	0.00	0.00	0.00	0.00	0.00	0.00	0.00	0.00	0.00	0.00	0.00
	Subtotal	418.00	322.00	0.00	96.00	0.00	0.00	0.00	0.00	0.00	8.00	410.00
<b>Northwest Contractors, Inc. / Hill Mechanical Corporation</b>												
CARPENTER	Journey	383.00	0.00	0.00	383.00	0.00	0.00	0.00	0.00	0.00	0.00	383.00
	Apprentice	0.00	0.00	0.00	0.00	0.00	0.00	0.00	0.00	0.00	0.00	0.00
	A/J Ratio	0.00	0.00	0.00	0.00	0.00	0.00	0.00	0.00	0.00	0.00	0.00
	New Hire	0.00	0.00	0.00	0.00	0.00	0.00	0.00	0.00	0.00	0.00	0.00
	Subtotal	383.00	0.00	0.00	383.00	0.00	0.00	0.00	0.00	0.00	0.00	383.00
Carpenter Apprentice	Journey	0.00	0.00	0.00	0.00	0.00	0.00	0.00	0.00	0.00	0.00	0.00
	Apprentice	80.00	0.00	80.00	0.00	0.00	0.00	0.00	0.00	0.00	0.00	80.00
	A/J Ratio	0.00	0.00	0.00	0.00	0.00	0.00	0.00	0.00	0.00	0.00	0.00
	New Hire	0.00	0.00	0.00	0.00	0.00	0.00	0.00	0.00	0.00	0.00	0.00
	Subtotal	80.00	0.00	80.00	0.00	0.00	0.00	0.00	0.00	0.00	0.00	80.00
CARPENTER FRMAN	Journey	8.00	8.00	0.00	0.00	0.00	0.00	0.00	0.00	0.00	0.00	8.00
	Apprentice	0.00	0.00	0.00	0.00	0.00	0.00	0.00	0.00	0.00	0.00	0.00
	A/J Ratio	0.00	0.00	0.00	0.00	0.00	0.00	0.00	0.00	0.00	0.00	0.00
	New Hire	0.00	0.00	0.00	0.00	0.00	0.00	0.00	0.00	0.00	0.00	0.00
	Subtotal	8.00	8.00	0.00	0.00	0.00	0.00	0.00	0.00	0.00	0.00	8.00
LABORER	Journey	763.00	567.00	0.00	196.00	0.00	0.00	0.00	0.00	0.00	0.00	763.00
	Apprentice	0.00	0.00	0.00	0.00	0.00	0.00	0.00	0.00	0.00	0.00	0.00
	A/J Ratio	0.00	0.00	0.00	0.00	0.00	0.00	0.00	0.00	0.00	0.00	0.00
	New Hire	0.00	0.00	0.00	0.00	0.00	0.00	0.00	0.00	0.00	0.00	0.00
	Subtotal	763.00	567.00	0.00	196.00	0.00	0.00	0.00	0.00	0.00	0.00	763.00

Project Name: 32835 - Replacement of Chillers 1-5 and Upgrade of South Cooling Tower - ORD, Spec. 126044  
 Project Code: 32835

Construction Trade	Craft Level	Hours Worked										Total Male
		Total Employee	Caucasian	African American	Hispanic	Asian	Native American	Other	Not Specified	Total Female		
Total for Contractor	Journey	1,154.00	575.00	0.00	579.00	0.00	0.00	0.00	0.00	0.00	0.00	1,154.00
	Apprentice	80.00	0.00	80.00	0.00	0.00	0.00	0.00	0.00	0.00	0.00	80.00
	A/J Ratio	0.07	0.00	0.00	0.00	0.00	0.00	0.00	0.00	0.00	0.00	0.07
	New Hire	0.00	0.00	0.00	0.00	0.00	0.00	0.00	0.00	0.00	0.00	0.00
	Subtotal	1,234.00	575.00	80.00	579.00	0.00	0.00	0.00	0.00	0.00	0.00	1,234.00
<b>Phoenix Business Solutions LLC</b>												
COMMUNICATIONS ELECTRICIAN	Journey	41.00	33.00	0.00	0.00	0.00	0.00	0.00	0.00	8.00	0.00	41.00
	Apprentice	0.00	0.00	0.00	0.00	0.00	0.00	0.00	0.00	0.00	0.00	0.00
	A/J Ratio	0.00	0.00	0.00	0.00	0.00	0.00	0.00	0.00	0.00	0.00	0.00
	New Hire	0.00	0.00	0.00	0.00	0.00	0.00	0.00	0.00	0.00	0.00	0.00
	Subtotal	41.00	33.00	0.00	0.00	0.00	0.00	0.00	0.00	8.00	0.00	41.00
ELECTRICIAN	Journey	280.00	238.00	10.00	32.00	0.00	0.00	0.00	0.00	0.00	0.00	238.00
	Apprentice	0.00	0.00	0.00	0.00	0.00	0.00	0.00	0.00	0.00	0.00	0.00
	A/J Ratio	0.00	0.00	0.00	0.00	0.00	0.00	0.00	0.00	0.00	0.00	0.00
	New Hire	0.00	0.00	0.00	0.00	0.00	0.00	0.00	0.00	0.00	0.00	0.00
	Subtotal	280.00	238.00	10.00	32.00	0.00	0.00	0.00	0.00	0.00	0.00	238.00
Total for Contractor	Journey	321.00	271.00	10.00	32.00	0.00	8.00	0.00	0.00	0.00	0.00	279.00
	Apprentice	0.00	0.00	0.00	0.00	0.00	0.00	0.00	0.00	0.00	0.00	0.00
	A/J Ratio	0.00	0.00	0.00	0.00	0.00	0.00	0.00	0.00	0.00	0.00	0.00
	New Hire	0.00	0.00	0.00	0.00	0.00	0.00	0.00	0.00	0.00	0.00	0.00
	Subtotal	321.00	271.00	10.00	32.00	0.00	8.00	0.00	0.00	0.00	0.00	279.00
<b>Technica Environmental Services, Inc.</b>												
ASBESTOS ABT-GEN	Journey	1,630.00	0.00	0.00	1,630.00	0.00	0.00	0.00	0.00	0.00	0.00	1,630.00
	Apprentice	0.00	0.00	0.00	0.00	0.00	0.00	0.00	0.00	0.00	0.00	0.00
	A/J Ratio	0.00	0.00	0.00	0.00	0.00	0.00	0.00	0.00	0.00	0.00	0.00
	New Hire	0.00	0.00	0.00	0.00	0.00	0.00	0.00	0.00	0.00	0.00	0.00
	Subtotal	1,630.00	0.00	0.00	1,630.00	0.00	0.00	0.00	0.00	0.00	0.00	1,630.00

Project Name: 32835 - Replacement of Chillers 1-5 and Upgrade of South Cooling Tower - ORD, Spec. 126044  
 Project Code: 32835

Construction Trade	Craft Level	Hours Worked										Total Male
		Total Employee	Caucasian	African American	Hispanic	Asian	Native American	Other	Not Specified	Total Female		
Total for Contractor	Journey	1,630.00	0.00	0.00	1,630.00	0.00	0.00	0.00	0.00	0.00	0.00	1,630.00
	Apprentice	0.00	0.00	0.00	0.00	0.00	0.00	0.00	0.00	0.00	0.00	0.00
	A/J Ratio	0.00	0.00	0.00	0.00	0.00	0.00	0.00	0.00	0.00	0.00	0.00
	New Hire	0.00	0.00	0.00	0.00	0.00	0.00	0.00	0.00	0.00	0.00	0.00
	Subtotal	1,630.00	0.00	0.00	1,630.00	0.00	0.00	0.00	0.00	0.00	0.00	1,630.00
	Total Journey Hours	40,209.00	12,506.50	11,083.50	16,011.50	0.00	8.00	599.50	0.00	8,118.00	0.00	32,091.00
	Total Apprentice Hours	4,479.50	680.50	1,022.00	2,777.00	0.00	0.00	0.00	0.00	310.00	0.00	4,169.50
	Total New Hire Hours	0.00	0.00	0.00	0.00	0.00	0.00	0.00	0.00	0.00	0.00	0.00
	Grand Total Hours	44,688.50	13,187.00	12,105.50	18,788.50	0.00	8.00	599.50	0.00	8,428.00	0.00	36,260.50

End of data for project: 32835 - Replacement of Chillers 1-5 and Upgrade of South Cooling Tower - ORD, Spec. 126044

Project Name: 33258 - Midway Terminal Front Entry Replacement and Curbfront Improvement  
 Project Code: 33258

Construction Trade	Hours Worked											Total Male
	Craft Level	Total Employee	Caucasian	African American	Hispanic	Asian	Native American	Other	Not Specified	Total Female	Total	
<b>Berglund Construction Company</b>												
LABORER	Journey	815.50	719.50	0.00	96.00	0.00	0.00	0.00	0.00	0.00	0.00	815.50
	Apprentice	0.00	0.00	0.00	0.00	0.00	0.00	0.00	0.00	0.00	0.00	0.00
	A/J Ratio	0.00	0.00	0.00	0.00	0.00	0.00	0.00	0.00	0.00	0.00	0.00
	New Hire	0.00	0.00	0.00	0.00	0.00	0.00	0.00	0.00	0.00	0.00	0.00
	Subtotal	815.50	719.50	0.00	96.00	0.00	0.00	0.00	0.00	0.00	0.00	815.50
OPERATING ENGINEER BLDG 1	Journey	5.00	5.00	0.00	0.00	0.00	0.00	0.00	0.00	0.00	0.00	5.00
	Apprentice	0.00	0.00	0.00	0.00	0.00	0.00	0.00	0.00	0.00	0.00	0.00
	A/J Ratio	0.00	0.00	0.00	0.00	0.00	0.00	0.00	0.00	0.00	0.00	0.00
	New Hire	0.00	0.00	0.00	0.00	0.00	0.00	0.00	0.00	0.00	0.00	0.00
	Subtotal	5.00	5.00	0.00	0.00	0.00	0.00	0.00	0.00	0.00	0.00	5.00
TUCKPOINTER	Journey	360.00	96.00	0.00	264.00	0.00	0.00	0.00	0.00	0.00	0.00	360.00
	Apprentice	0.00	0.00	0.00	0.00	0.00	0.00	0.00	0.00	0.00	0.00	0.00
	A/J Ratio	0.00	0.00	0.00	0.00	0.00	0.00	0.00	0.00	0.00	0.00	0.00
	New Hire	0.00	0.00	0.00	0.00	0.00	0.00	0.00	0.00	0.00	0.00	0.00
	Subtotal	360.00	96.00	0.00	264.00	0.00	0.00	0.00	0.00	0.00	0.00	360.00
Total for Contractor	Journey	1,180.50	820.50	0.00	360.00	0.00	0.00	0.00	0.00	0.00	0.00	1,180.50
	Apprentice	0.00	0.00	0.00	0.00	0.00	0.00	0.00	0.00	0.00	0.00	0.00
	A/J Ratio	0.00	0.00	0.00	0.00	0.00	0.00	0.00	0.00	0.00	0.00	0.00
	New Hire	0.00	0.00	0.00	0.00	0.00	0.00	0.00	0.00	0.00	0.00	0.00
	Subtotal	1,180.50	820.50	0.00	360.00	0.00	0.00	0.00	0.00	0.00	0.00	1,180.50
<b>DLZ INDUSTRIAL LLC</b>												
APPRENTICE MATERIAL TESTER	Journey	0.00	0.00	0.00	0.00	0.00	0.00	0.00	0.00	0.00	0.00	0.00
	Apprentice	28.00	28.00	0.00	0.00	0.00	0.00	0.00	0.00	0.00	0.00	28.00
	A/J Ratio	0.00	0.00	0.00	0.00	0.00	0.00	0.00	0.00	0.00	0.00	0.00
	New Hire	0.00	0.00	0.00	0.00	0.00	0.00	0.00	0.00	0.00	0.00	0.00
	Subtotal	28.00	28.00	0.00	0.00	0.00	0.00	0.00	0.00	0.00	0.00	28.00

Project Name: 33258 - Midway Terminal Front Entry Replacement and Curbfront Improvement  
 Project Code: 33258

Construction Trade	Hours Worked										
	Craft Level	Total Employee	Caucasian	African American	Hispanic	Asian	Native American	Other	Not Specified	Total Female	Total Male
MATERIAL TESTER I	Journey	28.50	28.50	0.00	0.00	0.00	0.00	0.00	0.00	0.00	28.50
	Apprentice	0.00	0.00	0.00	0.00	0.00	0.00	0.00	0.00	0.00	0.00
	A/J Ratio	0.00	0.00	0.00	0.00	0.00	0.00	0.00	0.00	0.00	0.00
	New Hire	0.00	0.00	0.00	0.00	0.00	0.00	0.00	0.00	0.00	0.00
	Subtotal	28.50	28.50	0.00	0.00	0.00	0.00	0.00	0.00	0.00	28.50
Total for Contractor	Journey	28.50	28.50	0.00	0.00	0.00	0.00	0.00	0.00	0.00	28.50
	Apprentice	28.00	28.00	0.00	0.00	0.00	0.00	0.00	0.00	0.00	28.00
	A/J Ratio	0.98	0.98	0.00	0.00	0.00	0.00	0.00	0.00	0.00	0.98
	New Hire	0.00	0.00	0.00	0.00	0.00	0.00	0.00	0.00	0.00	0.00
	Subtotal	56.50	56.50	0.00	0.00	0.00	0.00	0.00	0.00	0.00	56.50
Old Veteran Construction, Inc.											
APPRENTICE LABORERS	Journey	0.00	0.00	0.00	0.00	0.00	0.00	0.00	0.00	0.00	0.00
	Apprentice	8.00	0.00	0.00	8.00	0.00	0.00	0.00	0.00	0.00	8.00
	A/J Ratio	0.00	0.00	0.00	0.00	0.00	0.00	0.00	0.00	0.00	0.00
	New Hire	0.00	0.00	0.00	0.00	0.00	0.00	0.00	0.00	0.00	0.00
	Subtotal	8.00	0.00	0.00	8.00	0.00	0.00	0.00	0.00	0.00	8.00
CARPENTER	Journey	139.00	0.00	0.00	139.00	0.00	0.00	0.00	0.00	5.00	134.00
	Apprentice	0.00	0.00	0.00	0.00	0.00	0.00	0.00	0.00	0.00	0.00
	A/J Ratio	0.00	0.00	0.00	0.00	0.00	0.00	0.00	0.00	0.00	0.00
	New Hire	0.00	0.00	0.00	0.00	0.00	0.00	0.00	0.00	0.00	0.00
	Subtotal	139.00	0.00	0.00	139.00	0.00	0.00	0.00	0.00	5.00	134.00
LABORER	Journey	14.00	0.00	0.00	14.00	0.00	0.00	0.00	0.00	0.00	14.00
	Apprentice	0.00	0.00	0.00	0.00	0.00	0.00	0.00	0.00	0.00	0.00
	A/J Ratio	0.00	0.00	0.00	0.00	0.00	0.00	0.00	0.00	0.00	0.00
	New Hire	0.00	0.00	0.00	0.00	0.00	0.00	0.00	0.00	0.00	0.00
	Subtotal	14.00	0.00	0.00	14.00	0.00	0.00	0.00	0.00	0.00	14.00

Project Name: 33258 - Midway Terminal Front Entry Replacement and Curbfront Improvement  
 Project Code: 33258

Construction Trade	Hours Worked											Total Male
	Craft Level	Total Employee	Caucasian	African American	Hispanic	Asian	Native American	Other	Not Specified	Total Female	Total	
Total for Contractor	Journey	153.00	0.00	0.00	153.00	0.00	0.00	0.00	0.00	0.00	5.00	148.00
	Apprentice	8.00	0.00	0.00	8.00	0.00	0.00	0.00	0.00	0.00	0.00	8.00
	A/J Ratio	0.05	0.00	0.00	0.05	0.00	0.00	0.00	0.00	0.00	0.00	0.05
	New Hire	0.00	0.00	0.00	0.00	0.00	0.00	0.00	0.00	0.00	0.00	0.00
	Subtotal	161.00	0.00	0.00	161.00	0.00	0.00	0.00	0.00	0.00	5.00	156.00
<b>Terra Demolition</b>												
LABORER	Journey	264.50	0.00	0.00	264.50	0.00	0.00	0.00	0.00	0.00	0.00	264.50
	Apprentice	0.00	0.00	0.00	0.00	0.00	0.00	0.00	0.00	0.00	0.00	0.00
	A/J Ratio	0.00	0.00	0.00	0.00	0.00	0.00	0.00	0.00	0.00	0.00	0.00
	New Hire	0.00	0.00	0.00	0.00	0.00	0.00	0.00	0.00	0.00	0.00	0.00
	Subtotal	264.50	0.00	0.00	264.50	0.00	0.00	0.00	0.00	0.00	0.00	264.50
Total for Contractor	Journey	264.50	0.00	0.00	264.50	0.00	0.00	0.00	0.00	0.00	0.00	264.50
	Apprentice	0.00	0.00	0.00	0.00	0.00	0.00	0.00	0.00	0.00	0.00	0.00
	A/J Ratio	0.00	0.00	0.00	0.00	0.00	0.00	0.00	0.00	0.00	0.00	0.00
	New Hire	0.00	0.00	0.00	0.00	0.00	0.00	0.00	0.00	0.00	0.00	0.00
	Subtotal	264.50	0.00	0.00	264.50	0.00	0.00	0.00	0.00	0.00	0.00	264.50
<b>Work Zone Safety, Inc.</b>												
TRAFFIC SAFETY WRKR	Journey	1.00	1.00	0.00	0.00	0.00	0.00	0.00	0.00	0.00	1.00	0.00
	Apprentice	0.00	0.00	0.00	0.00	0.00	0.00	0.00	0.00	0.00	0.00	0.00
	A/J Ratio	0.00	0.00	0.00	0.00	0.00	0.00	0.00	0.00	0.00	0.00	0.00
	New Hire	0.00	0.00	0.00	0.00	0.00	0.00	0.00	0.00	0.00	0.00	0.00
	Subtotal	1.00	1.00	0.00	0.00	0.00	0.00	0.00	0.00	0.00	1.00	0.00
Total for Contractor	Journey	1.00	1.00	0.00	0.00	0.00	0.00	0.00	0.00	0.00	1.00	0.00
	Apprentice	0.00	0.00	0.00	0.00	0.00	0.00	0.00	0.00	0.00	0.00	0.00
	A/J Ratio	0.00	0.00	0.00	0.00	0.00	0.00	0.00	0.00	0.00	0.00	0.00
	New Hire	0.00	0.00	0.00	0.00	0.00	0.00	0.00	0.00	0.00	0.00	0.00
	Subtotal	1.00	1.00	0.00	0.00	0.00	0.00	0.00	0.00	0.00	1.00	0.00

Project Name: 33258 - Midway Terminal Front Entry Replacement and Curbfront Improvement  
 Project Code: 33258

Construction Trade	Craft Level	Hours Worked										Total Male
		Total Employee	Caucasian	African American	Hispanic	Asian	Native American	Other	Not Specified	Total Female		
Total Journey Hours		1,627.50	850.00	0.00	777.50	0.00	0.00	0.00	0.00	0.00	6.00	1,621.50
Total Apprentice Hours		36.00	28.00	0.00	8.00	0.00	0.00	0.00	0.00	0.00	0.00	36.00
Total New Hire Hours		0.00	0.00	0.00	0.00	0.00	0.00	0.00	0.00	0.00	0.00	0.00
Grand Total Hours		1,663.50	878.00	0.00	785.50	0.00	0.00	0.00	0.00	0.00	6.00	1,657.50

End of data for project: 33258 - Midway Terminal Front Entry Replacement and Curbfront Improvement



Project Name: 40897 - AIR HANDLING UNIT REPLACEMENT AT THE H&R PLANT  
 Project Code: 40897

Construction Trade	Hours Worked											Total Male
	Craft Level	Total Employee	Caucasian	African American	Hispanic	Asian	Native American	Other	Not Specified	Total Female	Total Male	
LABORER	Journey	1,312.00	1,312.00	0.00	0.00	0.00	0.00	0.00	0.00	0.00	1,312.00	0.00
	Apprentice	0.00	0.00	0.00	0.00	0.00	0.00	0.00	0.00	0.00	0.00	0.00
	A/J Ratio	0.00	0.00	0.00	0.00	0.00	0.00	0.00	0.00	0.00	0.00	0.00
	New Hire	0.00	0.00	0.00	0.00	0.00	0.00	0.00	0.00	0.00	0.00	0.00
	Subtotal	1,312.00	1,312.00	0.00	0.00	0.00	0.00	0.00	0.00	0.00	1,312.00	0.00
PIPEFITTER	Journey	1,001.00	1,001.00	0.00	0.00	0.00	0.00	0.00	0.00	0.00	1,001.00	0.00
	Apprentice	0.00	0.00	0.00	0.00	0.00	0.00	0.00	0.00	0.00	0.00	0.00
	A/J Ratio	0.00	0.00	0.00	0.00	0.00	0.00	0.00	0.00	0.00	0.00	0.00
	New Hire	0.00	0.00	0.00	0.00	0.00	0.00	0.00	0.00	0.00	0.00	0.00
	Subtotal	1,001.00	1,001.00	0.00	0.00	0.00	0.00	0.00	0.00	0.00	1,001.00	0.00
PIPEFITTER FRMAN	Journey	176.00	0.00	0.00	0.00	176.00	0.00	0.00	0.00	0.00	176.00	0.00
	Apprentice	0.00	0.00	0.00	0.00	0.00	0.00	0.00	0.00	0.00	0.00	0.00
	A/J Ratio	0.00	0.00	0.00	0.00	0.00	0.00	0.00	0.00	0.00	0.00	0.00
	New Hire	0.00	0.00	0.00	0.00	0.00	0.00	0.00	0.00	0.00	0.00	0.00
	Subtotal	176.00	0.00	0.00	0.00	176.00	0.00	0.00	0.00	0.00	176.00	0.00
Total for Contractor	Journey	2,489.00	2,313.00	0.00	0.00	176.00	0.00	0.00	0.00	0.00	2,489.00	0.00
	Apprentice	0.00	0.00	0.00	0.00	0.00	0.00	0.00	0.00	0.00	0.00	0.00
	A/J Ratio	0.00	0.00	0.00	0.00	0.00	0.00	0.00	0.00	0.00	0.00	0.00
	New Hire	0.00	0.00	0.00	0.00	0.00	0.00	0.00	0.00	0.00	0.00	0.00
	Subtotal	2,489.00	2,313.00	0.00	0.00	176.00	0.00	0.00	0.00	0.00	2,489.00	0.00
MZI Building Services	Journey	0.00	0.00	0.00	0.00	0.00	0.00	0.00	0.00	0.00	0.00	0.00
	Apprentice	8.00	8.00	0.00	0.00	0.00	0.00	0.00	0.00	0.00	8.00	0.00
	A/J Ratio	0.00	0.00	0.00	0.00	0.00	0.00	0.00	0.00	0.00	0.00	0.00
	New Hire	0.00	0.00	0.00	0.00	0.00	0.00	0.00	0.00	0.00	0.00	0.00
	Subtotal	8.00	8.00	0.00	0.00	0.00	0.00	0.00	0.00	0.00	8.00	0.00

Project Name: 40897 - AIR HANDLING UNIT REPLACEMENT AT THE H&R PLANT

Project Code: 40897

Construction Trade	Hours Worked											Total Male
	Craft Level	Total Employee	Caucasian	African American	Hispanic	Asian	Native American	Other	Not Specified	Total Female		
ELECTRICIAN	Journey	1,073.00	731.00	342.00	0.00	0.00	0.00	0.00	0.00	0.00	0.00	1,073.00
	Apprentice	0.00	0.00	0.00	0.00	0.00	0.00	0.00	0.00	0.00	0.00	0.00
	A/J Ratio	0.00	0.00	0.00	0.00	0.00	0.00	0.00	0.00	0.00	0.00	0.00
	New Hire	0.00	0.00	0.00	0.00	0.00	0.00	0.00	0.00	0.00	0.00	0.00
	Subtotal	1,073.00	731.00	342.00	0.00	0.00	0.00	0.00	0.00	0.00	0.00	1,073.00
Total for Contractor	Journey	1,073.00	731.00	342.00	0.00	0.00	0.00	0.00	0.00	0.00	0.00	1,073.00
	Apprentice	8.00	8.00	0.00	0.00	0.00	0.00	0.00	0.00	0.00	0.00	8.00
	A/J Ratio	0.01	0.01	0.00	0.00	0.00	0.00	0.00	0.00	0.00	0.00	0.01
	New Hire	0.00	0.00	0.00	0.00	0.00	0.00	0.00	0.00	0.00	0.00	0.00
	Subtotal	1,081.00	739.00	342.00	0.00	0.00	0.00	0.00	0.00	0.00	0.00	1,081.00
<b>NATOLA CONCRETE, INC</b>												
CEMENT MASON	Journey	13.00	13.00	0.00	0.00	0.00	0.00	0.00	0.00	0.00	0.00	13.00
	Apprentice	0.00	0.00	0.00	0.00	0.00	0.00	0.00	0.00	0.00	0.00	0.00
	A/J Ratio	0.00	0.00	0.00	0.00	0.00	0.00	0.00	0.00	0.00	0.00	0.00
	New Hire	0.00	0.00	0.00	0.00	0.00	0.00	0.00	0.00	0.00	0.00	0.00
	Subtotal	13.00	13.00	0.00	0.00	0.00	0.00	0.00	0.00	0.00	0.00	13.00
CEMENT MASON FRMAN	Journey	38.00	38.00	0.00	0.00	0.00	0.00	0.00	0.00	0.00	0.00	38.00
	Apprentice	0.00	0.00	0.00	0.00	0.00	0.00	0.00	0.00	0.00	0.00	0.00
	A/J Ratio	0.00	0.00	0.00	0.00	0.00	0.00	0.00	0.00	0.00	0.00	0.00
	New Hire	0.00	0.00	0.00	0.00	0.00	0.00	0.00	0.00	0.00	0.00	0.00
	Subtotal	38.00	38.00	0.00	0.00	0.00	0.00	0.00	0.00	0.00	0.00	38.00
LABORER	Journey	191.50	143.50	0.00	48.00	0.00	0.00	0.00	0.00	0.00	0.00	191.50
	Apprentice	0.00	0.00	0.00	0.00	0.00	0.00	0.00	0.00	0.00	0.00	0.00
	A/J Ratio	0.00	0.00	0.00	0.00	0.00	0.00	0.00	0.00	0.00	0.00	0.00
	New Hire	0.00	0.00	0.00	0.00	0.00	0.00	0.00	0.00	0.00	0.00	0.00
	Subtotal	191.50	143.50	0.00	48.00	0.00	0.00	0.00	0.00	0.00	0.00	191.50
LABORER FRMAN	Journey	101.00	0.00	0.00	101.00	0.00	0.00	0.00	0.00	0.00	0.00	101.00
	Apprentice	0.00	0.00	0.00	0.00	0.00	0.00	0.00	0.00	0.00	0.00	0.00
	A/J Ratio	0.00	0.00	0.00	0.00	0.00	0.00	0.00	0.00	0.00	0.00	0.00
	New Hire	0.00	0.00	0.00	0.00	0.00	0.00	0.00	0.00	0.00	0.00	0.00
	Subtotal	101.00	0.00	0.00	101.00	0.00	0.00	0.00	0.00	0.00	0.00	101.00

Project Name: 40897 - AIR HANDLING UNIT REPLACEMENT AT THE H&R PLANT

Project Code: 40897

Construction Trade	Hours Worked											Total Male
	Craft Level	Total Employee	Caucasian	African American	Hispanic	Asian	Native American	Other	Not Specified	Total Female	Total	
Total for Contractor	Journey	343.50	194.50	0.00	149.00	0.00	0.00	0.00	0.00	0.00	0.00	343.50
	Apprentice	0.00	0.00	0.00	0.00	0.00	0.00	0.00	0.00	0.00	0.00	0.00
	A/J Ratio	0.00	0.00	0.00	0.00	0.00	0.00	0.00	0.00	0.00	0.00	0.00
	New Hire	0.00	0.00	0.00	0.00	0.00	0.00	0.00	0.00	0.00	0.00	0.00
	Subtotal	343.50	194.50	0.00	149.00	0.00	0.00	0.00	0.00	0.00	0.00	343.50
Phoenix Business Solutions LLC												
COMMUNICATIONS ELECTRICIAN	Journey	118.00	118.00	0.00	0.00	0.00	0.00	0.00	0.00	0.00	118.00	0.00
	Apprentice	0.00	0.00	0.00	0.00	0.00	0.00	0.00	0.00	0.00	0.00	0.00
	A/J Ratio	0.00	0.00	0.00	0.00	0.00	0.00	0.00	0.00	0.00	0.00	0.00
	New Hire	0.00	0.00	0.00	0.00	0.00	0.00	0.00	0.00	0.00	0.00	0.00
	Subtotal	118.00	118.00	0.00	0.00	0.00	0.00	0.00	0.00	0.00	118.00	0.00
COMMUNICATIONS ELECTRICIAN FRMAN	Journey	21.00	21.00	0.00	0.00	0.00	0.00	0.00	0.00	0.00	0.00	21.00
	Apprentice	0.00	0.00	0.00	0.00	0.00	0.00	0.00	0.00	0.00	0.00	0.00
	A/J Ratio	0.00	0.00	0.00	0.00	0.00	0.00	0.00	0.00	0.00	0.00	0.00
	New Hire	0.00	0.00	0.00	0.00	0.00	0.00	0.00	0.00	0.00	0.00	0.00
	Subtotal	21.00	21.00	0.00	0.00	0.00	0.00	0.00	0.00	0.00	21.00	0.00
ELECTRICIAN	Journey	882.00	202.00	0.00	680.00	0.00	0.00	0.00	0.00	0.00	80.00	802.00
	Apprentice	0.00	0.00	0.00	0.00	0.00	0.00	0.00	0.00	0.00	0.00	0.00
	A/J Ratio	0.00	0.00	0.00	0.00	0.00	0.00	0.00	0.00	0.00	0.00	0.00
	New Hire	0.00	0.00	0.00	0.00	0.00	0.00	0.00	0.00	0.00	0.00	0.00
	Subtotal	882.00	202.00	0.00	680.00	0.00	0.00	0.00	0.00	0.00	80.00	802.00
ELECTRICIAN FRMAN	Journey	1,058.00	122.00	0.00	936.00	0.00	0.00	0.00	0.00	0.00	0.00	1,058.00
	Apprentice	0.00	0.00	0.00	0.00	0.00	0.00	0.00	0.00	0.00	0.00	0.00
	A/J Ratio	0.00	0.00	0.00	0.00	0.00	0.00	0.00	0.00	0.00	0.00	0.00
	New Hire	0.00	0.00	0.00	0.00	0.00	0.00	0.00	0.00	0.00	0.00	0.00
	Subtotal	1,058.00	122.00	0.00	936.00	0.00	0.00	0.00	0.00	0.00	0.00	1,058.00
FENCE ERECTOR FRMAN	Journey	111.00	111.00	0.00	0.00	0.00	0.00	0.00	0.00	0.00	0.00	111.00
	Apprentice	0.00	0.00	0.00	0.00	0.00	0.00	0.00	0.00	0.00	0.00	0.00
	A/J Ratio	0.00	0.00	0.00	0.00	0.00	0.00	0.00	0.00	0.00	0.00	0.00
	New Hire	0.00	0.00	0.00	0.00	0.00	0.00	0.00	0.00	0.00	0.00	0.00
	Subtotal	111.00	111.00	0.00	0.00	0.00	0.00	0.00	0.00	0.00	0.00	111.00

Project Name: 40897 - AIR HANDLING UNIT REPLACEMENT AT THE H&R PLANT  
 Project Code: 40897

Construction Trade	Hours Worked											Total Male
	Craft Level	Total Employee	Caucasian	African American	Hispanic	Asian	Native American	Other	Not Specified	Total Female	Total	
Total for Contractor	Journey	2,190.00	574.00	0.00	1,616.00	0.00	0.00	0.00	0.00	0.00	1,992.00	1,992.00
	Apprentice	0.00	0.00	0.00	0.00	0.00	0.00	0.00	0.00	0.00	0.00	0.00
	A/J Ratio	0.00	0.00	0.00	0.00	0.00	0.00	0.00	0.00	0.00	0.00	0.00
	New Hire	0.00	0.00	0.00	0.00	0.00	0.00	0.00	0.00	0.00	0.00	0.00
	Subtotal	2,190.00	574.00	0.00	1,616.00	0.00	0.00	0.00	0.00	0.00	1,992.00	1,992.00
<b>R. J. Olmen Company</b>												
SHEET METAL WORKER	Journey	1,237.00	989.00	240.00	8.00	0.00	0.00	0.00	0.00	0.00	0.00	1,237.00
	Apprentice	0.00	0.00	0.00	0.00	0.00	0.00	0.00	0.00	0.00	0.00	0.00
	A/J Ratio	0.00	0.00	0.00	0.00	0.00	0.00	0.00	0.00	0.00	0.00	0.00
	New Hire	0.00	0.00	0.00	0.00	0.00	0.00	0.00	0.00	0.00	0.00	0.00
	Subtotal	1,237.00	989.00	240.00	8.00	0.00	0.00	0.00	0.00	0.00	0.00	1,237.00
Sheet Metal Worker Apprentice	Journey	0.00	0.00	0.00	0.00	0.00	0.00	0.00	0.00	0.00	0.00	0.00
	Apprentice	364.00	0.00	0.00	364.00	0.00	0.00	0.00	0.00	0.00	0.00	364.00
	A/J Ratio	0.00	0.00	0.00	0.00	0.00	0.00	0.00	0.00	0.00	0.00	0.00
	New Hire	0.00	0.00	0.00	0.00	0.00	0.00	0.00	0.00	0.00	0.00	0.00
	Subtotal	364.00	0.00	0.00	364.00	0.00	0.00	0.00	0.00	0.00	0.00	364.00
Total for Contractor	Journey	1,237.00	989.00	240.00	8.00	0.00	0.00	0.00	0.00	0.00	0.00	1,237.00
	Apprentice	364.00	0.00	0.00	364.00	0.00	0.00	0.00	0.00	0.00	0.00	364.00
	A/J Ratio	0.29	0.00	0.00	45.50	0.00	0.00	0.00	0.00	0.00	0.29	0.29
	New Hire	0.00	0.00	0.00	0.00	0.00	0.00	0.00	0.00	0.00	0.00	0.00
	Subtotal	1,601.00	989.00	240.00	372.00	0.00	0.00	0.00	0.00	0.00	0.00	1,601.00
<b>Sendra Service Corporation</b>												
PIPEFITTER	Journey	3,102.00	3,102.00	0.00	0.00	0.00	0.00	0.00	0.00	0.00	0.00	3,102.00
	Apprentice	0.00	0.00	0.00	0.00	0.00	0.00	0.00	0.00	0.00	0.00	0.00
	A/J Ratio	0.00	0.00	0.00	0.00	0.00	0.00	0.00	0.00	0.00	0.00	0.00
	New Hire	0.00	0.00	0.00	0.00	0.00	0.00	0.00	0.00	0.00	0.00	0.00
	Subtotal	3,102.00	3,102.00	0.00	0.00	0.00	0.00	0.00	0.00	0.00	0.00	3,102.00

Project Name: 40897 - AIR HANDLING UNIT REPLACEMENT AT THE H&R PLANT  
 Project Code: 40897

Construction Trade	Hours Worked											Total Male
	Craft Level	Total Employee	Caucasian	African American	Hispanic	Asian	Native American	Other	Not Specified	Total Female	Total	
Pipefitter Apprentice	Journey	0.00	0.00	0.00	0.00	0.00	0.00	0.00	0.00	0.00	0.00	0.00
	Apprentice	1,121.00	1,121.00	0.00	0.00	0.00	0.00	0.00	0.00	0.00	0.00	1,121.00
	A/J Ratio	0.00	0.00	0.00	0.00	0.00	0.00	0.00	0.00	0.00	0.00	0.00
	New Hire	0.00	0.00	0.00	0.00	0.00	0.00	0.00	0.00	0.00	0.00	0.00
	Subtotal	1,121.00	1,121.00	0.00	0.00	0.00	0.00	0.00	0.00	0.00	0.00	1,121.00
PIPEFITTER FRMAN	Journey	1,681.00	1,681.00	0.00	0.00	0.00	0.00	0.00	0.00	0.00	0.00	1,681.00
	Apprentice	0.00	0.00	0.00	0.00	0.00	0.00	0.00	0.00	0.00	0.00	0.00
	A/J Ratio	0.00	0.00	0.00	0.00	0.00	0.00	0.00	0.00	0.00	0.00	0.00
	New Hire	0.00	0.00	0.00	0.00	0.00	0.00	0.00	0.00	0.00	0.00	0.00
	Subtotal	1,681.00	1,681.00	0.00	0.00	0.00	0.00	0.00	0.00	0.00	0.00	1,681.00
Total for Contractor	Journey	4,783.00	4,783.00	0.00	0.00	0.00	0.00	0.00	0.00	0.00	0.00	4,783.00
	Apprentice	1,121.00	1,121.00	0.00	0.00	0.00	0.00	0.00	0.00	0.00	0.00	1,121.00
	A/J Ratio	0.23	0.23	0.00	0.00	0.00	0.00	0.00	0.00	0.00	0.00	0.23
	New Hire	0.00	0.00	0.00	0.00	0.00	0.00	0.00	0.00	0.00	0.00	0.00
	Subtotal	5,904.00	5,904.00	0.00	0.00	0.00	0.00	0.00	0.00	0.00	0.00	5,904.00
Universal Asbestos Removal, Inc.												
ASBESTOS ABT-GEN	Journey	64.00	40.00	0.00	0.00	24.00	0.00	0.00	0.00	0.00	0.00	64.00
	Apprentice	0.00	0.00	0.00	0.00	0.00	0.00	0.00	0.00	0.00	0.00	0.00
	A/J Ratio	0.00	0.00	0.00	0.00	0.00	0.00	0.00	0.00	0.00	0.00	0.00
	New Hire	0.00	0.00	0.00	0.00	0.00	0.00	0.00	0.00	0.00	0.00	0.00
	Subtotal	64.00	40.00	0.00	0.00	24.00	0.00	0.00	0.00	0.00	0.00	64.00
ASBESTOS ABT-GEN FRMAN	Journey	123.00	59.00	0.00	0.00	64.00	0.00	0.00	0.00	0.00	0.00	123.00
	Apprentice	0.00	0.00	0.00	0.00	0.00	0.00	0.00	0.00	0.00	0.00	0.00
	A/J Ratio	0.00	0.00	0.00	0.00	0.00	0.00	0.00	0.00	0.00	0.00	0.00
	New Hire	0.00	0.00	0.00	0.00	0.00	0.00	0.00	0.00	0.00	0.00	0.00
	Subtotal	123.00	59.00	0.00	0.00	64.00	0.00	0.00	0.00	0.00	0.00	123.00

Project Name: 40897 - AIR HANDLING UNIT REPLACEMENT AT THE H&R PLANT  
 Project Code: 40897

Construction Trade	Craft Level	Hours Worked										Total Male
		Total Employee	Caucasian	African American	Hispanic	Asian	Native American	Other	Not Specified	Total Female		
Total for Contractor	Journey	187.00	99.00	0.00	88.00	0.00	0.00	0.00	0.00	0.00	0.00	187.00
	Apprentice	0.00	0.00	0.00	0.00	0.00	0.00	0.00	0.00	0.00	0.00	0.00
	A/J Ratio	0.00	0.00	0.00	0.00	0.00	0.00	0.00	0.00	0.00	0.00	0.00
	New Hire	0.00	0.00	0.00	0.00	0.00	0.00	0.00	0.00	0.00	0.00	0.00
	Subtotal	187.00	99.00	0.00	88.00	0.00	0.00	0.00	0.00	0.00	0.00	187.00
<b>Universal Insulation Inc.</b>												
HT/FROST INSULATOR	Journey	1,002.00	1,002.00	0.00	0.00	0.00	0.00	0.00	0.00	0.00	0.00	1,002.00
	Apprentice	0.00	0.00	0.00	0.00	0.00	0.00	0.00	0.00	0.00	0.00	0.00
	A/J Ratio	0.00	0.00	0.00	0.00	0.00	0.00	0.00	0.00	0.00	0.00	0.00
	New Hire	0.00	0.00	0.00	0.00	0.00	0.00	0.00	0.00	0.00	0.00	0.00
	Subtotal	1,002.00	1,002.00	0.00	0.00	0.00	0.00	0.00	0.00	0.00	0.00	1,002.00
Total for Contractor	Journey	1,002.00	1,002.00	0.00	0.00	0.00	0.00	0.00	0.00	0.00	0.00	1,002.00
	Apprentice	0.00	0.00	0.00	0.00	0.00	0.00	0.00	0.00	0.00	0.00	0.00
	A/J Ratio	0.00	0.00	0.00	0.00	0.00	0.00	0.00	0.00	0.00	0.00	0.00
	New Hire	0.00	0.00	0.00	0.00	0.00	0.00	0.00	0.00	0.00	0.00	0.00
	Subtotal	1,002.00	1,002.00	0.00	0.00	0.00	0.00	0.00	0.00	0.00	0.00	1,002.00
Total Journey Hours		13,304.50	10,685.50	582.00	2,037.00	0.00	0.00	0.00	0.00	0.00	198.00	13,106.50
Total Apprentice Hours		1,493.00	1,129.00	0.00	364.00	0.00	0.00	0.00	0.00	0.00	0.00	1,493.00
Total New Hire Hours		0.00	0.00	0.00	0.00	0.00	0.00	0.00	0.00	0.00	0.00	0.00
Grand Total Hours		14,797.50	11,814.50	582.00	2,401.00	0.00	0.00	0.00	0.00	198.00	0.00	14,599.50

End of data for project: 40897 - AIR HANDLING UNIT REPLACEMENT AT THE H&R PLANT

Project Name: 41499 - Fire Protection Systems at the H & R Plant - ORD.  
 Project Code: 41499

Construction Trade	Hours Worked											Total Male
	Craft Level	Total Employee	Caucasian	African American	Hispanic	Asian	Native American	Other	Not Specified	Total Female	Total	

PAINTER	Journey	1,429.00	1,229.50	0.00	199.50	0.00	0.00	0.00	0.00	0.00	0.00	1,429.00
	Apprentice	0.00	0.00	0.00	0.00	0.00	0.00	0.00	0.00	0.00	0.00	0.00
	A/J Ratio	0.00	0.00	0.00	0.00	0.00	0.00	0.00	0.00	0.00	0.00	0.00
	New Hire	0.00	0.00	0.00	0.00	0.00	0.00	0.00	0.00	0.00	0.00	0.00
	Subtotal	1,429.00	1,229.50	0.00	199.50	0.00	0.00	0.00	0.00	0.00	0.00	1,429.00
	Journey	0.00	0.00	0.00	0.00	0.00	0.00	0.00	0.00	0.00	0.00	0.00
Painter Apprentice at 80%	Apprentice	100.00	0.00	0.00	100.00	0.00	0.00	0.00	0.00	0.00	0.00	100.00
	A/J Ratio	0.00	0.00	0.00	0.00	0.00	0.00	0.00	0.00	0.00	0.00	0.00
	New Hire	0.00	0.00	0.00	0.00	0.00	0.00	0.00	0.00	0.00	0.00	0.00
	Subtotal	100.00	0.00	0.00	100.00	0.00	0.00	0.00	0.00	0.00	0.00	100.00
	Journey	1,429.00	1,229.50	0.00	199.50	0.00	0.00	0.00	0.00	0.00	0.00	1,429.00
	Apprentice	100.00	0.00	0.00	100.00	0.00	0.00	0.00	0.00	0.00	0.00	100.00
Total for Contractor	A/J Ratio	0.07	0.00	0.00	0.50	0.00	0.00	0.00	0.00	0.00	0.00	0.07
	New Hire	0.00	0.00	0.00	0.00	0.00	0.00	0.00	0.00	0.00	0.00	0.00
	Subtotal	1,529.00	1,229.50	0.00	299.50	0.00	0.00	0.00	0.00	0.00	0.00	1,529.00
	Journey	1,429.00	1,229.50	0.00	199.50	0.00	0.00	0.00	0.00	0.00	0.00	1,429.00

SPRINKLER FITTER	Journey	3,998.50	3,998.50	0.00	0.00	0.00	0.00	0.00	0.00	0.00	0.00	3,998.50
	Apprentice	0.00	0.00	0.00	0.00	0.00	0.00	0.00	0.00	0.00	0.00	0.00
	A/J Ratio	0.00	0.00	0.00	0.00	0.00	0.00	0.00	0.00	0.00	0.00	0.00
	New Hire	0.00	0.00	0.00	0.00	0.00	0.00	0.00	0.00	0.00	0.00	0.00
	Subtotal	3,998.50	3,998.50	0.00	0.00	0.00	0.00	0.00	0.00	0.00	0.00	3,998.50
	Journey	3,998.50	3,998.50	0.00	0.00	0.00	0.00	0.00	0.00	0.00	0.00	3,998.50
Total for Contractor	Apprentice	0.00	0.00	0.00	0.00	0.00	0.00	0.00	0.00	0.00	0.00	0.00
	A/J Ratio	0.00	0.00	0.00	0.00	0.00	0.00	0.00	0.00	0.00	0.00	0.00
	New Hire	0.00	0.00	0.00	0.00	0.00	0.00	0.00	0.00	0.00	0.00	0.00
	Subtotal	3,998.50	3,998.50	0.00	0.00	0.00	0.00	0.00	0.00	0.00	0.00	3,998.50

Pagoda Electric & Construction, Inc.

Project Name: 41499 - Fire Protection Systems at the H & R Plant - ORD,  
 Project Code: 41499

Construction Trade	Hours Worked											Total Male
	Craft Level	Total Employee	Caucasian	African American	Hispanic	Asian	Native American	Other	Not Specified	Total Female	Total	
ELECTRICIAN	Journey	520.00	0.00	98.00	422.00	0.00	0.00	0.00	0.00	0.00	0.00	520.00
	Apprentice	0.00	0.00	0.00	0.00	0.00	0.00	0.00	0.00	0.00	0.00	0.00
	A/J Ratio	0.00	0.00	0.00	0.00	0.00	0.00	0.00	0.00	0.00	0.00	0.00
	New Hire	0.00	0.00	0.00	0.00	0.00	0.00	0.00	0.00	0.00	0.00	0.00
	Subtotal	520.00	0.00	98.00	422.00	0.00	0.00	0.00	0.00	0.00	0.00	520.00
ELECTRICIAN FRMAN	Journey	16.00	16.00	0.00	0.00	0.00	0.00	0.00	0.00	0.00	0.00	16.00
	Apprentice	0.00	0.00	0.00	0.00	0.00	0.00	0.00	0.00	0.00	0.00	0.00
	A/J Ratio	0.00	0.00	0.00	0.00	0.00	0.00	0.00	0.00	0.00	0.00	0.00
	New Hire	0.00	0.00	0.00	0.00	0.00	0.00	0.00	0.00	0.00	0.00	0.00
	Subtotal	16.00	16.00	0.00	0.00	0.00	0.00	0.00	0.00	0.00	0.00	16.00
Total for Contractor	Journey	536.00	16.00	98.00	422.00	0.00	0.00	0.00	0.00	0.00	0.00	536.00
	Apprentice	0.00	0.00	0.00	0.00	0.00	0.00	0.00	0.00	0.00	0.00	0.00
	A/J Ratio	0.00	0.00	0.00	0.00	0.00	0.00	0.00	0.00	0.00	0.00	0.00
	New Hire	0.00	0.00	0.00	0.00	0.00	0.00	0.00	0.00	0.00	0.00	0.00
	Subtotal	536.00	16.00	98.00	422.00	0.00	0.00	0.00	0.00	0.00	0.00	536.00
Profcasts, Inc.												
SPRINKLER FITTER BUILDING	Journey	240.00	8.00	0.00	232.00	0.00	0.00	0.00	0.00	0.00	0.00	240.00
	Apprentice	0.00	0.00	0.00	0.00	0.00	0.00	0.00	0.00	0.00	0.00	0.00
	A/J Ratio	0.00	0.00	0.00	0.00	0.00	0.00	0.00	0.00	0.00	0.00	0.00
	New Hire	0.00	0.00	0.00	0.00	0.00	0.00	0.00	0.00	0.00	0.00	0.00
	Subtotal	240.00	8.00	0.00	232.00	0.00	0.00	0.00	0.00	0.00	0.00	240.00
Total for Contractor	Journey	240.00	8.00	0.00	232.00	0.00	0.00	0.00	0.00	0.00	0.00	240.00
	Apprentice	0.00	0.00	0.00	0.00	0.00	0.00	0.00	0.00	0.00	0.00	0.00
	A/J Ratio	0.00	0.00	0.00	0.00	0.00	0.00	0.00	0.00	0.00	0.00	0.00
	New Hire	0.00	0.00	0.00	0.00	0.00	0.00	0.00	0.00	0.00	0.00	0.00
	Subtotal	240.00	8.00	0.00	232.00	0.00	0.00	0.00	0.00	0.00	0.00	240.00

R. J. Olmen Company



Project Name: 41499 - Fire Protection Systems at the H & R Plant - ORD,  
 Project Code: 41499

Construction Trade	Hours Worked											Total Male
	Craft Level	Total Employee	Caucasian	African American	Hispanic	Asian	Native American	Other	Not Specified	Total Female	Total	
SHEET METAL WORKER	Journey	117.00	117.00	0.00	0.00	0.00	0.00	0.00	0.00	0.00	0.00	117.00
	Apprentice	0.00	0.00	0.00	0.00	0.00	0.00	0.00	0.00	0.00	0.00	0.00
	A/J Ratio	0.00	0.00	0.00	0.00	0.00	0.00	0.00	0.00	0.00	0.00	0.00
	New Hire	0.00	0.00	0.00	0.00	0.00	0.00	0.00	0.00	0.00	0.00	0.00
	Subtotal	117.00	117.00	0.00	0.00	0.00	0.00	0.00	0.00	0.00	0.00	117.00
Total for Contractor	Journey	117.00	117.00	0.00	0.00	0.00	0.00	0.00	0.00	0.00	0.00	117.00
	Apprentice	0.00	0.00	0.00	0.00	0.00	0.00	0.00	0.00	0.00	0.00	0.00
	A/J Ratio	0.00	0.00	0.00	0.00	0.00	0.00	0.00	0.00	0.00	0.00	0.00
	New Hire	0.00	0.00	0.00	0.00	0.00	0.00	0.00	0.00	0.00	0.00	0.00
	Subtotal	117.00	117.00	0.00	0.00	0.00	0.00	0.00	0.00	0.00	0.00	117.00
<b>Tecnica Environmental Services, Inc.</b>												
ASBESTOS ABT-GEN	Journey	32.00	0.00	0.00	0.00	32.00	0.00	0.00	0.00	0.00	0.00	32.00
	Apprentice	0.00	0.00	0.00	0.00	0.00	0.00	0.00	0.00	0.00	0.00	0.00
	A/J Ratio	0.00	0.00	0.00	0.00	0.00	0.00	0.00	0.00	0.00	0.00	0.00
	New Hire	0.00	0.00	0.00	0.00	0.00	0.00	0.00	0.00	0.00	0.00	0.00
	Subtotal	32.00	0.00	0.00	0.00	32.00	0.00	0.00	0.00	0.00	0.00	32.00
Total for Contractor	Journey	32.00	0.00	0.00	0.00	32.00	0.00	0.00	0.00	0.00	0.00	32.00
	Apprentice	0.00	0.00	0.00	0.00	0.00	0.00	0.00	0.00	0.00	0.00	0.00
	A/J Ratio	0.00	0.00	0.00	0.00	0.00	0.00	0.00	0.00	0.00	0.00	0.00
	New Hire	0.00	0.00	0.00	0.00	0.00	0.00	0.00	0.00	0.00	0.00	0.00
	Subtotal	32.00	0.00	0.00	0.00	32.00	0.00	0.00	0.00	0.00	0.00	32.00
Total Journey Hours		6,352.50	5,369.00	98.00	885.50	0.00	0.00	0.00	0.00	0.00	0.00	6,352.50
Total Apprentices Hours		100.00	0.00	0.00	100.00	0.00	0.00	0.00	0.00	0.00	0.00	100.00
Total New Hire Hours		0.00	0.00	0.00	0.00	0.00	0.00	0.00	0.00	0.00	0.00	0.00
Grand Total Hours		6,452.50	5,369.00	98.00	985.50	0.00	0.00	0.00	0.00	0.00	0.00	6,452.50

End of data for project: 41499 - Fire Protection Systems at the H & R Plant - ORD.

Project Name: 41944 - Runway 4R-22L Rehabilitation - MDW  
 Project Code: 41944

Craft Level	Total Employee	Hours Worked										Total Female	Total Male	
		African American	Hispanic	Asian	Native American	Other	Not Specified	Total Female	Total Male					
<b>Construction Trade</b>														
<b>Aldridge Electric Inc.</b>														
ELECTRICIAN	Journey	1,554.50	24.00	19.00	0.00	0.00	0.00	0.00	0.00	0.00	0.00	0.00	0.00	1,554.50
	Apprentice	0.00	0.00	0.00	0.00	0.00	0.00	0.00	0.00	0.00	0.00	0.00	0.00	0.00
	A/J Ratio	0.00	0.00	0.00	0.00	0.00	0.00	0.00	0.00	0.00	0.00	0.00	0.00	0.00
	New Hire	0.00	0.00	0.00	0.00	0.00	0.00	0.00	0.00	0.00	0.00	0.00	0.00	0.00
	Subtotal	1,554.50	24.00	19.00	0.00	0.00	0.00	0.00	0.00	0.00	0.00	0.00	0.00	1,554.50
ELECTRICIAN APPRENTICE (PRINCIPAL AGREEMENT)	Journey	0.00	0.00	0.00	0.00	0.00	0.00	0.00	0.00	0.00	0.00	0.00	0.00	0.00
	Apprentice	789.00	0.00	0.00	0.00	0.00	0.00	0.00	0.00	0.00	0.00	0.00	0.00	789.00
	A/J Ratio	0.00	0.00	0.00	0.00	0.00	0.00	0.00	0.00	0.00	0.00	0.00	0.00	0.00
	New Hire	0.00	0.00	0.00	0.00	0.00	0.00	0.00	0.00	0.00	0.00	0.00	0.00	0.00
	Subtotal	789.00	0.00	0.00	0.00	0.00	0.00	0.00	0.00	0.00	0.00	0.00	0.00	789.00
LABORER (HEAVY and HIGHWAY)	Journey	721.00	0.00	249.00	0.00	0.00	0.00	0.00	0.00	0.00	0.00	0.00	0.00	721.00
	Apprentice	0.00	0.00	0.00	0.00	0.00	0.00	0.00	0.00	0.00	0.00	0.00	0.00	0.00
	A/J Ratio	0.00	0.00	0.00	0.00	0.00	0.00	0.00	0.00	0.00	0.00	0.00	0.00	0.00
	New Hire	0.00	0.00	0.00	0.00	0.00	0.00	0.00	0.00	0.00	0.00	0.00	0.00	0.00
	Subtotal	721.00	0.00	249.00	0.00	0.00	0.00	0.00	0.00	0.00	0.00	0.00	0.00	721.00
POWER EQUIPMENT OPERATOR (HEAVY AND HIGHWAY CONSTRUCTION)	Journey	459.00	0.00	0.00	0.00	0.00	0.00	0.00	16.00	0.00	0.00	0.00	0.00	459.00
	Apprentice	0.00	0.00	0.00	0.00	0.00	0.00	0.00	0.00	0.00	0.00	0.00	0.00	0.00
	A/J Ratio	0.00	0.00	0.00	0.00	0.00	0.00	0.00	0.00	0.00	0.00	0.00	0.00	0.00
	New Hire	0.00	0.00	0.00	0.00	0.00	0.00	0.00	0.00	0.00	0.00	0.00	0.00	0.00
	Subtotal	459.00	0.00	0.00	0.00	0.00	0.00	0.00	16.00	0.00	0.00	0.00	0.00	459.00
Total for Contractor	Journey	2,734.50	24.00	268.00	0.00	0.00	0.00	0.00	16.00	0.00	0.00	0.00	0.00	2,734.50
	Apprentice	789.00	0.00	0.00	0.00	0.00	0.00	0.00	0.00	0.00	0.00	0.00	0.00	789.00
	A/J Ratio	0.29	0.00	0.00	0.00	0.00	0.00	0.00	0.00	0.00	0.00	0.00	0.29	0.29
	New Hire	0.00	0.00	0.00	0.00	0.00	0.00	0.00	0.00	0.00	0.00	0.00	0.00	0.00
	Subtotal	3,523.50	24.00	268.00	0.00	0.00	0.00	0.00	16.00	0.00	0.00	0.00	0.00	3,523.50

Cardinal/International Grooving and Grinding LLC

Project Name: 41944 - Runway 4R-22L Rehabilitation - MDW  
 Project Code: 41944

Construction Trade	Craft Level	Hours Worked										Total Male
		Total Employee	Caucasian	African American	Hispanic	Asian	Native American	Other	Not Specified	Total Female		
POWER EQUIPMENT OPERATOR (HEAVY AND HIGHWAY CONSTRUCTION)	Journey	270.00	143.50	126.50	0.00	0.00	0.00	0.00	0.00	0.00	0.00	270.00
	Apprentice	0.00	0.00	0.00	0.00	0.00	0.00	0.00	0.00	0.00	0.00	0.00
	A/J Ratio	0.00	0.00	0.00	0.00	0.00	0.00	0.00	0.00	0.00	0.00	0.00
	New Hire	0.00	0.00	0.00	0.00	0.00	0.00	0.00	0.00	0.00	0.00	0.00
	Subtotal	270.00	143.50	126.50	0.00	0.00	0.00	0.00	0.00	0.00	0.00	270.00
Total for Contractor	Journey	270.00	143.50	126.50	0.00	0.00	0.00	0.00	0.00	0.00	0.00	270.00
	Apprentice	0.00	0.00	0.00	0.00	0.00	0.00	0.00	0.00	0.00	0.00	0.00
	A/J Ratio	0.00	0.00	0.00	0.00	0.00	0.00	0.00	0.00	0.00	0.00	0.00
	New Hire	0.00	0.00	0.00	0.00	0.00	0.00	0.00	0.00	0.00	0.00	0.00
	Subtotal	270.00	143.50	126.50	0.00	0.00	0.00	0.00	0.00	0.00	0.00	270.00
<b>Chicagoland Trucking, Inc.</b>												
TRUCK DRIVER (HEAVY AND HIGHWAY)	Journey	113.50	0.00	0.00	113.50	0.00	0.00	0.00	0.00	0.00	0.00	113.50
	Apprentice	0.00	0.00	0.00	0.00	0.00	0.00	0.00	0.00	0.00	0.00	0.00
	A/J Ratio	0.00	0.00	0.00	0.00	0.00	0.00	0.00	0.00	0.00	0.00	0.00
	New Hire	0.00	0.00	0.00	0.00	0.00	0.00	0.00	0.00	0.00	0.00	0.00
	Subtotal	113.50	0.00	0.00	113.50	0.00	0.00	0.00	0.00	0.00	0.00	113.50
Total for Contractor	Journey	113.50	0.00	0.00	113.50	0.00	0.00	0.00	0.00	0.00	0.00	113.50
	Apprentice	0.00	0.00	0.00	0.00	0.00	0.00	0.00	0.00	0.00	0.00	0.00
	A/J Ratio	0.00	0.00	0.00	0.00	0.00	0.00	0.00	0.00	0.00	0.00	0.00
	New Hire	0.00	0.00	0.00	0.00	0.00	0.00	0.00	0.00	0.00	0.00	0.00
	Subtotal	113.50	0.00	0.00	113.50	0.00	0.00	0.00	0.00	0.00	0.00	113.50
<b>D2K Traffic Equipment &amp; Design, LLC</b>												
TRAFFIC CONTROL DEVICE MONITOR	Journey	1,000.00	377.75	32.50	589.75	0.00	0.00	0.00	0.00	0.00	0.00	1,000.00
	Apprentice	0.00	0.00	0.00	0.00	0.00	0.00	0.00	0.00	0.00	0.00	0.00
	A/J Ratio	0.00	0.00	0.00	0.00	0.00	0.00	0.00	0.00	0.00	0.00	0.00
	New Hire	0.00	0.00	0.00	0.00	0.00	0.00	0.00	0.00	0.00	0.00	0.00
	Subtotal	1,000.00	377.75	32.50	589.75	0.00	0.00	0.00	0.00	0.00	0.00	1,000.00

Project Name: 41944 - Runway 4R-22L Rehabilitation - MDW  
 Project Code: 41944

Construction Trade	Hours Worked											Total Male
	Craft Level	Total Employee	Caucasian	African American	Hispanic	Asian	Native American	Other	Not Specified	Total Female	Total	
Total for Contractor	Journey	1,000.00	377.75	32.50	589.75	0.00	0.00	0.00	0.00	0.00	0.00	1,000.00
	Apprentice	0.00	0.00	0.00	0.00	0.00	0.00	0.00	0.00	0.00	0.00	0.00
	A/J Ratio	0.00	0.00	0.00	0.00	0.00	0.00	0.00	0.00	0.00	0.00	0.00
	New Hire	0.00	0.00	0.00	0.00	0.00	0.00	0.00	0.00	0.00	0.00	0.00
	Subtotal	1,000.00	377.75	32.50	589.75	0.00	0.00	0.00	0.00	0.00	0.00	1,000.00
<b>DND ELECTRIC, INC.</b>												
Apprentice Lineman	Journey	0.00	0.00	0.00	0.00	0.00	0.00	0.00	0.00	0.00	0.00	0.00
	Apprentice	17.00	17.00	0.00	0.00	0.00	0.00	0.00	0.00	0.00	0.00	17.00
	A/J Ratio	0.00	0.00	0.00	0.00	0.00	0.00	0.00	0.00	0.00	0.00	0.00
	New Hire	0.00	0.00	0.00	0.00	0.00	0.00	0.00	0.00	0.00	0.00	0.00
	Subtotal	17.00	17.00	0.00	0.00	0.00	0.00	0.00	0.00	0.00	0.00	17.00
ELECTRICIAN	Journey	579.75	489.00	0.00	90.75	0.00	0.00	0.00	0.00	0.00	0.00	579.75
	Apprentice	0.00	0.00	0.00	0.00	0.00	0.00	0.00	0.00	0.00	0.00	0.00
	A/J Ratio	0.00	0.00	0.00	0.00	0.00	0.00	0.00	0.00	0.00	0.00	0.00
	New Hire	0.00	0.00	0.00	0.00	0.00	0.00	0.00	0.00	0.00	0.00	0.00
	Subtotal	579.75	489.00	0.00	90.75	0.00	0.00	0.00	0.00	0.00	0.00	579.75
ELECTRICIAN APPRENTICE (PRINCIPAL AGREEMENT)	Journey	0.00	0.00	0.00	0.00	0.00	0.00	0.00	0.00	0.00	0.00	0.00
	Apprentice	303.75	164.50	139.25	0.00	0.00	0.00	0.00	0.00	0.00	77.25	226.50
	A/J Ratio	0.00	0.00	0.00	0.00	0.00	0.00	0.00	0.00	0.00	0.00	0.00
	New Hire	0.00	0.00	0.00	0.00	0.00	0.00	0.00	0.00	0.00	0.00	0.00
	Subtotal	303.75	164.50	139.25	0.00	0.00	0.00	0.00	0.00	0.00	77.25	226.50
LABORER (HEAVY and HIGHWAY)	Journey	255.50	69.00	0.00	186.50	0.00	0.00	0.00	0.00	0.00	0.00	255.50
	Apprentice	0.00	0.00	0.00	0.00	0.00	0.00	0.00	0.00	0.00	0.00	0.00
	A/J Ratio	0.00	0.00	0.00	0.00	0.00	0.00	0.00	0.00	0.00	0.00	0.00
	New Hire	0.00	0.00	0.00	0.00	0.00	0.00	0.00	0.00	0.00	0.00	0.00
	Subtotal	255.50	69.00	0.00	186.50	0.00	0.00	0.00	0.00	0.00	0.00	255.50
OPERATING ENGINEER APPRENTICE (FIRST HALF OF THIRD YEAR)	Journey	0.00	0.00	0.00	0.00	0.00	0.00	0.00	0.00	0.00	0.00	0.00
	Apprentice	8.00	8.00	0.00	0.00	0.00	0.00	0.00	0.00	0.00	0.00	8.00
	A/J Ratio	0.00	0.00	0.00	0.00	0.00	0.00	0.00	0.00	0.00	0.00	0.00
	New Hire	0.00	0.00	0.00	0.00	0.00	0.00	0.00	0.00	0.00	0.00	0.00
	Subtotal	8.00	8.00	0.00	0.00	0.00	0.00	0.00	0.00	0.00	0.00	8.00

Project Name: 41944 - Runway 4R-22L Rehabilitation - MDW  
 Project Code: 41944

Construction Trade	Craft Level	Hours Worked										Total Male
		Total Employee	Caucasian	African American	Hispanic	Asian	Native American	Other	Not Specified	Total Female		
OPERATING ENGINEER APPRENTICE (FIRST YEAR)	Journey	0.00	0.00	0.00	0.00	0.00	0.00	0.00	0.00	0.00	0.00	0.00
	Apprentice	166.50	166.50	0.00	0.00	0.00	0.00	0.00	0.00	0.00	0.00	166.50
	A/J Ratio	0.00	0.00	0.00	0.00	0.00	0.00	0.00	0.00	0.00	0.00	0.00
	New Hire	0.00	0.00	0.00	0.00	0.00	0.00	0.00	0.00	0.00	0.00	0.00
	Subtotal	166.50	166.50	0.00	0.00	0.00	0.00	0.00	0.00	0.00	0.00	166.50
OPERATING ENGINEER APPRENTICE (SECOND YEAR)	Journey	0.00	0.00	0.00	0.00	0.00	0.00	0.00	0.00	0.00	0.00	0.00
	Apprentice	36.00	36.00	0.00	0.00	0.00	0.00	0.00	0.00	0.00	0.00	36.00
	A/J Ratio	0.00	0.00	0.00	0.00	0.00	0.00	0.00	0.00	0.00	0.00	0.00
	New Hire	0.00	0.00	0.00	0.00	0.00	0.00	0.00	0.00	0.00	0.00	0.00
	Subtotal	36.00	36.00	0.00	0.00	0.00	0.00	0.00	0.00	0.00	0.00	36.00
POWER EQUIPMENT OPERATOR (HEAVY AND HIGHWAY CONSTRUCTION)	Journey	89.00	72.00	0.00	0.00	0.00	0.00	17.00	0.00	0.00	0.00	89.00
	Apprentice	0.00	0.00	0.00	0.00	0.00	0.00	0.00	0.00	0.00	0.00	0.00
	A/J Ratio	0.00	0.00	0.00	0.00	0.00	0.00	0.00	0.00	0.00	0.00	0.00
	New Hire	0.00	0.00	0.00	0.00	0.00	0.00	0.00	0.00	0.00	0.00	0.00
	Subtotal	89.00	72.00	0.00	0.00	0.00	0.00	17.00	0.00	0.00	0.00	89.00
Total for Contractor	Journey	924.25	630.00	0.00	277.25	0.00	17.00	0.00	0.00	0.00	0.00	924.25
	Apprentice	531.25	392.00	139.25	0.00	0.00	0.00	0.00	0.00	0.00	77.25	454.00
	A/J Ratio	0.57	0.62	0.00	0.00	0.00	0.00	0.00	0.00	0.00	0.00	0.49
	New Hire	0.00	0.00	0.00	0.00	0.00	0.00	0.00	0.00	0.00	0.00	0.00
	Subtotal	1,455.50	1,022.00	139.25	277.25	0.00	17.00	0.00	0.00	0.00	77.25	1,378.25
<b>Illinois Central Sweeping Service</b>												
TRUCK DRIVER (HEAVY AND HIGHWAY)	Journey	1,116.00	1,058.75	0.00	57.25	0.00	0.00	0.00	0.00	0.00	0.00	1,116.00
	Apprentice	0.00	0.00	0.00	0.00	0.00	0.00	0.00	0.00	0.00	0.00	0.00
	A/J Ratio	0.00	0.00	0.00	0.00	0.00	0.00	0.00	0.00	0.00	0.00	0.00
	New Hire	0.00	0.00	0.00	0.00	0.00	0.00	0.00	0.00	0.00	0.00	0.00
	Subtotal	1,116.00	1,058.75	0.00	57.25	0.00	0.00	0.00	0.00	0.00	0.00	1,116.00

Project Name: 41944 - Runway 4R-22L Rehabilitation - MDW  
 Project Code: 41944

Construction Trade	Hours Worked											Total Male
	Craft Level	Total Employee	Caucasian	African American	Hispanic	Asian	Native American	Other	Not Specified	Total Female	Total	
Total for Contractor	Journey	1,116.00	1,058.75	0.00	57.25	0.00	0.00	0.00	0.00	0.00	0.00	1,116.00
	Apprentice	0.00	0.00	0.00	0.00	0.00	0.00	0.00	0.00	0.00	0.00	0.00
	A/J Ratio	0.00	0.00	0.00	0.00	0.00	0.00	0.00	0.00	0.00	0.00	0.00
	New Hire	0.00	0.00	0.00	0.00	0.00	0.00	0.00	0.00	0.00	0.00	0.00
	Subtotal	1,116.00	1,058.75	0.00	57.25	0.00	0.00	0.00	0.00	0.00	0.00	1,116.00
<b>K-Five Construction Corporation</b>												
Apprentice Laborer	Journey	0.00	0.00	0.00	0.00	0.00	0.00	0.00	0.00	0.00	0.00	0.00
	Apprentice	40.50	40.50	0.00	0.00	0.00	0.00	0.00	0.00	0.00	0.00	40.50
	A/J Ratio	0.00	0.00	0.00	0.00	0.00	0.00	0.00	0.00	0.00	0.00	0.00
	New Hire	0.00	0.00	0.00	0.00	0.00	0.00	0.00	0.00	0.00	0.00	0.00
	Subtotal	40.50	40.50	0.00	0.00	0.00	0.00	0.00	0.00	0.00	0.00	40.50
CEMENT MASON/CONCRETE FINISHER	Journey	384.50	267.00	0.00	117.50	0.00	0.00	0.00	0.00	0.00	0.00	384.50
	Apprentice	0.00	0.00	0.00	0.00	0.00	0.00	0.00	0.00	0.00	0.00	0.00
	A/J Ratio	0.00	0.00	0.00	0.00	0.00	0.00	0.00	0.00	0.00	0.00	0.00
	New Hire	0.00	0.00	0.00	0.00	0.00	0.00	0.00	0.00	0.00	0.00	0.00
	Subtotal	384.50	267.00	0.00	117.50	0.00	0.00	0.00	0.00	0.00	0.00	384.50
LABORER (HEAVY and HIGHWAY)	Journey	6,781.00	2,378.50	375.50	4,027.00	0.00	0.00	0.00	0.00	0.00	207.00	6,574.00
	Apprentice	0.00	0.00	0.00	0.00	0.00	0.00	0.00	0.00	0.00	0.00	0.00
	A/J Ratio	0.00	0.00	0.00	0.00	0.00	0.00	0.00	0.00	0.00	0.00	0.00
	New Hire	0.00	0.00	0.00	0.00	0.00	0.00	0.00	0.00	0.00	0.00	0.00
	Subtotal	6,781.00	2,378.50	375.50	4,027.00	0.00	0.00	0.00	0.00	0.00	207.00	6,574.00
OPERATING ENGINEER APPRENTICE (FIRST HALF OF THIRD YEAR)	Journey	0.00	0.00	0.00	0.00	0.00	0.00	0.00	0.00	0.00	0.00	0.00
	Apprentice	149.00	149.00	0.00	0.00	0.00	0.00	0.00	0.00	0.00	0.00	149.00
	A/J Ratio	0.00	0.00	0.00	0.00	0.00	0.00	0.00	0.00	0.00	0.00	0.00
	New Hire	0.00	0.00	0.00	0.00	0.00	0.00	0.00	0.00	0.00	0.00	0.00
	Subtotal	149.00	149.00	0.00	0.00	0.00	0.00	0.00	0.00	0.00	0.00	149.00
OPERATING ENGINEER APPRENTICE (SECOND HALF OF THIRD YEAR)	Journey	0.00	0.00	0.00	0.00	0.00	0.00	0.00	0.00	0.00	0.00	0.00
	Apprentice	25.50	25.50	0.00	0.00	0.00	0.00	0.00	0.00	0.00	0.00	25.50
	A/J Ratio	0.00	0.00	0.00	0.00	0.00	0.00	0.00	0.00	0.00	0.00	0.00
	New Hire	0.00	0.00	0.00	0.00	0.00	0.00	0.00	0.00	0.00	0.00	0.00
	Subtotal	25.50	25.50	0.00	0.00	0.00	0.00	0.00	0.00	0.00	0.00	25.50

Project Name: 41944 - Runway 4R-22L Rehabilitation - MDW  
 Project Code: 41944

Construction Trade	Craft Level	Hours Worked										Total Male	
		Total Employee	Caucasian	African American	Hispanic	Asian	Native American	Other	Not Specified	Total Female			
OPERATING ENGINEER APPRENTICE (SECOND YEAR)	Journey	0.00	0.00	0.00	0.00	0.00	0.00	0.00	0.00	0.00	0.00	0.00	0.00
	Apprentice	149.00	149.00	0.00	0.00	0.00	0.00	0.00	0.00	0.00	0.00	0.00	149.00
	A/J Ratio	0.00	0.00	0.00	0.00	0.00	0.00	0.00	0.00	0.00	0.00	0.00	0.00
	New Hire	0.00	0.00	0.00	0.00	0.00	0.00	0.00	0.00	0.00	0.00	0.00	0.00
	Subtotal	149.00	149.00	0.00	0.00	0.00	0.00	0.00	0.00	0.00	0.00	0.00	149.00
POWER EQUIPMENT OPERATOR (BUILDING AND RESIDENTIAL CONSTRUCTION)	Journey	35.00	35.00	0.00	0.00	0.00	0.00	0.00	0.00	0.00	0.00	0.00	35.00
	Apprentice	0.00	0.00	0.00	0.00	0.00	0.00	0.00	0.00	0.00	0.00	0.00	0.00
	A/J Ratio	0.00	0.00	0.00	0.00	0.00	0.00	0.00	0.00	0.00	0.00	0.00	0.00
	New Hire	0.00	0.00	0.00	0.00	0.00	0.00	0.00	0.00	0.00	0.00	0.00	0.00
	Subtotal	35.00	35.00	0.00	0.00	0.00	0.00	0.00	0.00	0.00	0.00	0.00	35.00
POWER EQUIPMENT OPERATOR (HEAVY AND HIGHWAY CONSTRUCTION)	Journey	3,345.50	2,969.50	19.00	357.00	0.00	0.00	0.00	0.00	0.00	0.00	32.00	3,313.50
	Apprentice	0.00	0.00	0.00	0.00	0.00	0.00	0.00	0.00	0.00	0.00	0.00	0.00
	A/J Ratio	0.00	0.00	0.00	0.00	0.00	0.00	0.00	0.00	0.00	0.00	0.00	0.00
	New Hire	0.00	0.00	0.00	0.00	0.00	0.00	0.00	0.00	0.00	0.00	0.00	0.00
	Subtotal	3,345.50	2,969.50	19.00	357.00	0.00	0.00	0.00	0.00	0.00	0.00	32.00	3,313.50
TRUCK DRIVER (HEAVY AND HIGHWAY)	Journey	71.25	31.25	21.50	18.50	0.00	0.00	0.00	0.00	0.00	0.00	0.00	71.25
	Apprentice	0.00	0.00	0.00	0.00	0.00	0.00	0.00	0.00	0.00	0.00	0.00	0.00
	A/J Ratio	0.00	0.00	0.00	0.00	0.00	0.00	0.00	0.00	0.00	0.00	0.00	0.00
	New Hire	0.00	0.00	0.00	0.00	0.00	0.00	0.00	0.00	0.00	0.00	0.00	0.00
	Subtotal	71.25	31.25	21.50	18.50	0.00	0.00	0.00	0.00	0.00	0.00	0.00	71.25
Total for Contractor	Journey	10,617.25	5,681.25	416.00	4,520.00	0.00	0.00	0.00	0.00	0.00	0.00	239.00	10,378.25
	Apprentice	364.00	364.00	0.00	0.00	0.00	0.00	0.00	0.00	0.00	0.00	0.00	364.00
	A/J Ratio	0.03	0.06	0.00	0.00	0.00	0.00	0.00	0.00	0.00	0.00	0.00	0.04
	New Hire	0.00	0.00	0.00	0.00	0.00	0.00	0.00	0.00	0.00	0.00	0.00	0.00
	Subtotal	10,981.25	6,045.25	416.00	4,520.00	0.00	0.00	0.00	0.00	0.00	0.00	239.00	10,742.25
<b>MBM Enterprises</b>													
LABORER (HEAVY and HIGHWAY)	Journey	113.00	24.00	81.00	8.00	0.00	0.00	0.00	0.00	0.00	0.00	89.00	24.00
	Apprentice	0.00	0.00	0.00	0.00	0.00	0.00	0.00	0.00	0.00	0.00	0.00	0.00
	A/J Ratio	0.00	0.00	0.00	0.00	0.00	0.00	0.00	0.00	0.00	0.00	0.00	0.00
	New Hire	0.00	0.00	0.00	0.00	0.00	0.00	0.00	0.00	0.00	0.00	0.00	0.00
	Subtotal	113.00	24.00	81.00	8.00	0.00	0.00	0.00	0.00	0.00	0.00	89.00	24.00

Project Name: 41944 - Runway 4R-22L Rehabilitation - MDW  
 Project Code: 41944

Construction Trade	Craft Level	Hours Worked										Total Male
		Total Employee	Caucasian	African American	Hispanic	Asian	Native American	Other	Not Specified	Total Female		
Total for Contractor	Journey	113.00	24.00	81.00	8.00	0.00	0.00	0.00	0.00	0.00	89.00	24.00
	Apprentice	0.00	0.00	0.00	0.00	0.00	0.00	0.00	0.00	0.00	0.00	0.00
	A/J Ratio	0.00	0.00	0.00	0.00	0.00	0.00	0.00	0.00	0.00	0.00	0.00
	New Hire	0.00	0.00	0.00	0.00	0.00	0.00	0.00	0.00	0.00	0.00	0.00
	Subtotal	113.00	24.00	81.00	8.00	0.00	0.00	0.00	0.00	0.00	89.00	24.00
<b>NATURAL CREATIONS LANDSCAPING INC.</b>												
LABORER - HEAVY CONSTRUCTION (LANDSCAPE WORK)	Journey	1,901.00	0.00	0.00	1,901.00	0.00	0.00	0.00	0.00	0.00	0.00	1,901.00
	Apprentice	0.00	0.00	0.00	0.00	0.00	0.00	0.00	0.00	0.00	0.00	0.00
	A/J Ratio	0.00	0.00	0.00	0.00	0.00	0.00	0.00	0.00	0.00	0.00	0.00
	New Hire	0.00	0.00	0.00	0.00	0.00	0.00	0.00	0.00	0.00	0.00	0.00
	Subtotal	1,901.00	0.00	0.00	1,901.00	0.00	0.00	0.00	0.00	0.00	0.00	1,901.00
OPERATORS	Journey	84.00	0.00	0.00	84.00	0.00	0.00	0.00	0.00	0.00	0.00	84.00
	Apprentice	0.00	0.00	0.00	0.00	0.00	0.00	0.00	0.00	0.00	0.00	0.00
	A/J Ratio	0.00	0.00	0.00	0.00	0.00	0.00	0.00	0.00	0.00	0.00	0.00
	New Hire	0.00	0.00	0.00	0.00	0.00	0.00	0.00	0.00	0.00	0.00	0.00
	Subtotal	84.00	0.00	0.00	84.00	0.00	0.00	0.00	0.00	0.00	0.00	84.00
Total for Contractor	Journey	1,985.00	0.00	0.00	1,985.00	0.00	0.00	0.00	0.00	0.00	0.00	1,985.00
	Apprentice	0.00	0.00	0.00	0.00	0.00	0.00	0.00	0.00	0.00	0.00	0.00
	A/J Ratio	0.00	0.00	0.00	0.00	0.00	0.00	0.00	0.00	0.00	0.00	0.00
	New Hire	0.00	0.00	0.00	0.00	0.00	0.00	0.00	0.00	0.00	0.00	0.00
	Subtotal	1,985.00	0.00	0.00	1,985.00	0.00	0.00	0.00	0.00	0.00	0.00	1,985.00
<b>NORTHWEST GENERAL CONTRACTORS, INC.</b>												
LABORER (HEAVY and HIGHWAY)	Journey	795.00	103.50	0.00	691.50	0.00	0.00	0.00	0.00	0.00	0.00	795.00
	Apprentice	0.00	0.00	0.00	0.00	0.00	0.00	0.00	0.00	0.00	0.00	0.00
	A/J Ratio	0.00	0.00	0.00	0.00	0.00	0.00	0.00	0.00	0.00	0.00	0.00
	New Hire	0.00	0.00	0.00	0.00	0.00	0.00	0.00	0.00	0.00	0.00	0.00
	Subtotal	795.00	103.50	0.00	691.50	0.00	0.00	0.00	0.00	0.00	0.00	795.00



Project Name: 41944 - Runway 4R-22L Rehabilitation - MDW  
 Project Code: 41944

Construction Trade	Hours Worked											Total Male
	Craft Level	Total Employee	Caucasian	African American	Hispanic	Asian	Native American	Other	Not Specified	Total Female	Total	
POWER EQUIPMENT OPERATOR (HEAVY AND HIGHWAY CONSTRUCTION)	Journey	365.00	189.00	163.50	12.50	0.00	0.00	0.00	0.00	0.00	0.00	365.00
	Apprentice	0.00	0.00	0.00	0.00	0.00	0.00	0.00	0.00	0.00	0.00	0.00
	A/J Ratio	0.00	0.00	0.00	0.00	0.00	0.00	0.00	0.00	0.00	0.00	0.00
	New Hire	0.00	0.00	0.00	0.00	0.00	0.00	0.00	0.00	0.00	0.00	0.00
	Subtotal	365.00	189.00	163.50	12.50	0.00	0.00	0.00	0.00	0.00	0.00	365.00
Total for Contractor	Journey	1,160.00	292.50	163.50	704.00	0.00	0.00	0.00	0.00	0.00	0.00	1,160.00
	Apprentice	0.00	0.00	0.00	0.00	0.00	0.00	0.00	0.00	0.00	0.00	0.00
	A/J Ratio	0.00	0.00	0.00	0.00	0.00	0.00	0.00	0.00	0.00	0.00	0.00
	New Hire	0.00	0.00	0.00	0.00	0.00	0.00	0.00	0.00	0.00	0.00	0.00
	Subtotal	1,160.00	292.50	163.50	704.00	0.00	0.00	0.00	0.00	0.00	0.00	1,160.00
Ornelas Construction Company												
CEMENT MASON/CONCRETE FINISHER	Journey	56.00	56.00	0.00	0.00	0.00	0.00	0.00	0.00	0.00	0.00	56.00
	Apprentice	0.00	0.00	0.00	0.00	0.00	0.00	0.00	0.00	0.00	0.00	0.00
	A/J Ratio	0.00	0.00	0.00	0.00	0.00	0.00	0.00	0.00	0.00	0.00	0.00
	New Hire	0.00	0.00	0.00	0.00	0.00	0.00	0.00	0.00	0.00	0.00	0.00
	Subtotal	56.00	56.00	0.00	0.00	0.00	0.00	0.00	0.00	0.00	0.00	56.00
LABORER (HEAVY and HIGHWAY)	Journey	77.00	15.00	0.00	62.00	0.00	0.00	0.00	0.00	0.00	0.00	77.00
	Apprentice	0.00	0.00	0.00	0.00	0.00	0.00	0.00	0.00	0.00	0.00	0.00
	A/J Ratio	0.00	0.00	0.00	0.00	0.00	0.00	0.00	0.00	0.00	0.00	0.00
	New Hire	0.00	0.00	0.00	0.00	0.00	0.00	0.00	0.00	0.00	0.00	0.00
	Subtotal	77.00	15.00	0.00	62.00	0.00	0.00	0.00	0.00	0.00	0.00	77.00
Total for Contractor	Journey	133.00	71.00	0.00	62.00	0.00	0.00	0.00	0.00	0.00	0.00	133.00
	Apprentice	0.00	0.00	0.00	0.00	0.00	0.00	0.00	0.00	0.00	0.00	0.00
	A/J Ratio	0.00	0.00	0.00	0.00	0.00	0.00	0.00	0.00	0.00	0.00	0.00
	New Hire	0.00	0.00	0.00	0.00	0.00	0.00	0.00	0.00	0.00	0.00	0.00
	Subtotal	133.00	71.00	0.00	62.00	0.00	0.00	0.00	0.00	0.00	0.00	133.00
ROSSI CONTRACTORS, INC.												

Project Name: 41944 - Runway 4R-22L Rehabilitation - MDW  
 Project Code: 41944

Construction Trade	Hours Worked												Total Male
	Craft Level	Total Employee	Caucasian	African American	Hispanic	Asian	Native American	Other	Not Specified	Total Female	Total		
CEMENT MASON/CONCRETE FINISHER	Journey	28.50	4.50	0.00	0.00	24.00	0.00	0.00	0.00	0.00	0.00	0.00	28.50
	Apprentice	0.00	0.00	0.00	0.00	0.00	0.00	0.00	0.00	0.00	0.00	0.00	0.00
	A/J Ratio	0.00	0.00	0.00	0.00	0.00	0.00	0.00	0.00	0.00	0.00	0.00	0.00
	New Hire	0.00	0.00	0.00	0.00	0.00	0.00	0.00	0.00	0.00	0.00	0.00	0.00
	Subtotal	28.50	4.50	0.00	0.00	24.00	0.00	0.00	0.00	0.00	0.00	0.00	28.50
LABORER (HEAVY and HIGHWAY)	Journey	283.00	113.00	10.00	10.00	160.00	0.00	0.00	0.00	0.00	0.00	0.00	283.00
	Apprentice	0.00	0.00	0.00	0.00	0.00	0.00	0.00	0.00	0.00	0.00	0.00	0.00
	A/J Ratio	0.00	0.00	0.00	0.00	0.00	0.00	0.00	0.00	0.00	0.00	0.00	0.00
	New Hire	0.00	0.00	0.00	0.00	0.00	0.00	0.00	0.00	0.00	0.00	0.00	0.00
	Subtotal	283.00	113.00	10.00	10.00	160.00	0.00	0.00	0.00	0.00	0.00	0.00	283.00
POWER EQUIPMENT OPERATOR (HEAVY AND HIGHWAY CONSTRUCTION)	Journey	33.00	17.00	0.00	0.00	16.00	0.00	0.00	0.00	0.00	0.00	0.00	33.00
	Apprentice	0.00	0.00	0.00	0.00	0.00	0.00	0.00	0.00	0.00	0.00	0.00	0.00
	A/J Ratio	0.00	0.00	0.00	0.00	0.00	0.00	0.00	0.00	0.00	0.00	0.00	0.00
	New Hire	0.00	0.00	0.00	0.00	0.00	0.00	0.00	0.00	0.00	0.00	0.00	0.00
	Subtotal	33.00	17.00	0.00	0.00	16.00	0.00	0.00	0.00	0.00	0.00	0.00	33.00
TRUCK DRIVER (HEAVY AND HIGHWAY)	Journey	83.00	73.50	9.50	9.50	0.00	0.00	0.00	0.00	0.00	0.00	0.00	83.00
	Apprentice	0.00	0.00	0.00	0.00	0.00	0.00	0.00	0.00	0.00	0.00	0.00	0.00
	A/J Ratio	0.00	0.00	0.00	0.00	0.00	0.00	0.00	0.00	0.00	0.00	0.00	0.00
	New Hire	0.00	0.00	0.00	0.00	0.00	0.00	0.00	0.00	0.00	0.00	0.00	0.00
	Subtotal	83.00	73.50	9.50	9.50	0.00	0.00	0.00	0.00	0.00	0.00	0.00	83.00
Total for Contractor	Journey	427.50	208.00	19.50	19.50	200.00	0.00	0.00	0.00	0.00	0.00	0.00	427.50
	Apprentice	0.00	0.00	0.00	0.00	0.00	0.00	0.00	0.00	0.00	0.00	0.00	0.00
	A/J Ratio	0.00	0.00	0.00	0.00	0.00	0.00	0.00	0.00	0.00	0.00	0.00	0.00
	New Hire	0.00	0.00	0.00	0.00	0.00	0.00	0.00	0.00	0.00	0.00	0.00	0.00
	Subtotal	427.50	208.00	19.50	19.50	200.00	0.00	0.00	0.00	0.00	0.00	0.00	427.50
SANCHEZ PAVING	Journey	65.00	65.00	0.00	0.00	0.00	0.00	0.00	0.00	0.00	0.00	0.00	65.00
	Apprentice	0.00	0.00	0.00	0.00	0.00	0.00	0.00	0.00	0.00	0.00	0.00	0.00
	A/J Ratio	0.00	0.00	0.00	0.00	0.00	0.00	0.00	0.00	0.00	0.00	0.00	0.00
	New Hire	0.00	0.00	0.00	0.00	0.00	0.00	0.00	0.00	0.00	0.00	0.00	0.00
	Subtotal	65.00	65.00	0.00	0.00	0.00	0.00	0.00	0.00	0.00	0.00	0.00	65.00
LABORER (BUILDING and RESIDENTIAL)	Journey	65.00	65.00	0.00	0.00	0.00	0.00	0.00	0.00	0.00	0.00	0.00	65.00
	Apprentice	0.00	0.00	0.00	0.00	0.00	0.00	0.00	0.00	0.00	0.00	0.00	0.00
	A/J Ratio	0.00	0.00	0.00	0.00	0.00	0.00	0.00	0.00	0.00	0.00	0.00	0.00
	New Hire	0.00	0.00	0.00	0.00	0.00	0.00	0.00	0.00	0.00	0.00	0.00	0.00
	Subtotal	65.00	65.00	0.00	0.00	0.00	0.00	0.00	0.00	0.00	0.00	0.00	65.00

Project Name: 41944 - Runway 4R-22L Rehabilitation - MDW  
 Project Code: 41944

Construction Trade	Hours Worked											Total Male
	Craft Level	Total Employee	Caucasian	African American	Hispanic	Asian	Native American	Other	Not Specified	Total Female		
LABORER (HEAVY and HIGHWAY)	Journey	289.50	270.50	0.00	19.00	0.00	0.00	0.00	0.00	0.00	0.00	289.50
	Apprentice	0.00	0.00	0.00	0.00	0.00	0.00	0.00	0.00	0.00	0.00	0.00
	A/J Ratio	0.00	0.00	0.00	0.00	0.00	0.00	0.00	0.00	0.00	0.00	0.00
	New Hire	0.00	0.00	0.00	0.00	0.00	0.00	0.00	0.00	0.00	0.00	0.00
	Subtotal	289.50	270.50	0.00	19.00	0.00	0.00	0.00	0.00	0.00	0.00	0.00
Total for Contractor	Journey	354.50	335.50	0.00	19.00	0.00	0.00	0.00	0.00	0.00	0.00	354.50
	Apprentice	0.00	0.00	0.00	0.00	0.00	0.00	0.00	0.00	0.00	0.00	0.00
	A/J Ratio	0.00	0.00	0.00	0.00	0.00	0.00	0.00	0.00	0.00	0.00	0.00
	New Hire	0.00	0.00	0.00	0.00	0.00	0.00	0.00	0.00	0.00	0.00	0.00
	Subtotal	354.50	335.50	0.00	19.00	0.00	0.00	0.00	0.00	0.00	0.00	0.00
<b>Sanchez Paving 02</b>												
LABORER (HEAVY and HIGHWAY)	Journey	213.50	213.50	0.00	0.00	0.00	0.00	0.00	0.00	0.00	0.00	213.50
	Apprentice	0.00	0.00	0.00	0.00	0.00	0.00	0.00	0.00	0.00	0.00	0.00
	A/J Ratio	0.00	0.00	0.00	0.00	0.00	0.00	0.00	0.00	0.00	0.00	0.00
	New Hire	0.00	0.00	0.00	0.00	0.00	0.00	0.00	0.00	0.00	0.00	0.00
	Subtotal	213.50	213.50	0.00	0.00	0.00	0.00	0.00	0.00	0.00	0.00	0.00
Total for Contractor	Journey	213.50	213.50	0.00	0.00	0.00	0.00	0.00	0.00	0.00	0.00	213.50
	Apprentice	0.00	0.00	0.00	0.00	0.00	0.00	0.00	0.00	0.00	0.00	0.00
	A/J Ratio	0.00	0.00	0.00	0.00	0.00	0.00	0.00	0.00	0.00	0.00	0.00
	New Hire	0.00	0.00	0.00	0.00	0.00	0.00	0.00	0.00	0.00	0.00	0.00
	Subtotal	213.50	213.50	0.00	0.00	0.00	0.00	0.00	0.00	0.00	0.00	0.00
<b>Venture Construction</b>												
LABORER (HEAVY and HIGHWAY)	Journey	272.00	272.00	0.00	0.00	0.00	0.00	0.00	0.00	0.00	0.00	272.00
	Apprentice	0.00	0.00	0.00	0.00	0.00	0.00	0.00	0.00	0.00	0.00	0.00
	A/J Ratio	0.00	0.00	0.00	0.00	0.00	0.00	0.00	0.00	0.00	0.00	0.00
	New Hire	0.00	0.00	0.00	0.00	0.00	0.00	0.00	0.00	0.00	0.00	0.00
	Subtotal	272.00	272.00	0.00	0.00	0.00	0.00	0.00	0.00	0.00	0.00	0.00

Project Name: 41944 - Runway 4R-22L Rehabilitation - MDW  
 Project Code: 41944

Construction Trade	Craft Level	Hours Worked										Total Male	
		Total Employee	Caucasian	African American	Hispanic	Asian	Native American	Other	Not Specified	Total Female			
Total for Contractor	Journey	272.00	272.00	0.00	0.00	0.00	0.00	0.00	0.00	0.00	0.00	0.00	272.00
	Apprentice	0.00	0.00	0.00	0.00	0.00	0.00	0.00	0.00	0.00	0.00	0.00	0.00
	A/J Ratio	0.00	0.00	0.00	0.00	0.00	0.00	0.00	0.00	0.00	0.00	0.00	0.00
	New Hire	0.00	0.00	0.00	0.00	0.00	0.00	0.00	0.00	0.00	0.00	0.00	0.00
	Subtotal	272.00	272.00	0.00	0.00	0.00	0.00	0.00	0.00	0.00	0.00	0.00	272.00
Total Journey Hours	21,434.00	11,734.25	863.00	8,803.75	0.00	33.00	0.00	0.00	0.00	328.00	0.00	21,106.00	
Total Apprentice Hours	1,684.25	1,545.00	139.25	0.00	0.00	0.00	0.00	0.00	0.00	77.25	0.00	1,607.00	
Total New Hire Hours	0.00	0.00	0.00	0.00	0.00	0.00	0.00	0.00	0.00	0.00	0.00	0.00	
Grand Total Hours	23,118.25	13,279.25	1,002.25	8,803.75	0.00	33.00	0.00	0.00	0.00	405.25	0.00	22,713.00	

End of data for project: 41944 - Runway 4R-22L Rehabilitation - MDW

Project Name: 42450 - TSA ADVANCED SURVEILLANCE PROGRAM - CCTV  
 Project Code: 42450

Construction Trade	Hours Worked											Total Male
	Craft Level	Total Employee	Caucasian	African American	Hispanic	Asian	Native American	Other	Not Specified	Total Female		

Alron Electric, Inc.	Journey	991.50	0.00	0.00	991.50	0.00	0.00	0.00	0.00	0.00	0.00	991.50
	Apprentice	0.00	0.00	0.00	0.00	0.00	0.00	0.00	0.00	0.00	0.00	0.00
	A/J Ratio	0.00	0.00	0.00	0.00	0.00	0.00	0.00	0.00	0.00	0.00	0.00
	New Hire	0.00	0.00	0.00	0.00	0.00	0.00	0.00	0.00	0.00	0.00	0.00
	Subtotal	991.50	0.00	0.00	991.50	0.00	0.00	0.00	0.00	0.00	0.00	991.50
Total for Contractor	Journey	991.50	0.00	0.00	991.50	0.00	0.00	0.00	0.00	0.00	0.00	991.50
	Apprentice	0.00	0.00	0.00	0.00	0.00	0.00	0.00	0.00	0.00	0.00	0.00
	A/J Ratio	0.00	0.00	0.00	0.00	0.00	0.00	0.00	0.00	0.00	0.00	0.00
	New Hire	0.00	0.00	0.00	0.00	0.00	0.00	0.00	0.00	0.00	0.00	0.00
	Subtotal	991.50	0.00	0.00	991.50	0.00	0.00	0.00	0.00	0.00	0.00	991.50

HARTMANN ELECTRIC CO., INC.	Journey	24,616.50	22,426.50	441.00	1,669.00	64.00	0.00	16.00	0.00	0.00	1,010.00	23,606.50
	Apprentice	0.00	0.00	0.00	0.00	0.00	0.00	0.00	0.00	0.00	0.00	0.00
	A/J Ratio	0.00	0.00	0.00	0.00	0.00	0.00	0.00	0.00	0.00	0.00	0.00
	New Hire	0.00	0.00	0.00	0.00	0.00	0.00	0.00	0.00	0.00	0.00	0.00
	Subtotal	24,616.50	22,426.50	441.00	1,669.00	64.00	0.00	16.00	0.00	0.00	1,010.00	23,606.50

ELECTRICIAN	Journey	0.00	0.00	0.00	0.00	0.00	0.00	0.00	0.00	0.00	0.00	0.00
	Apprentice	1,606.00	1,326.00	88.00	192.00	0.00	0.00	0.00	0.00	0.00	0.00	1,606.00
	A/J Ratio	0.00	0.00	0.00	0.00	0.00	0.00	0.00	0.00	0.00	0.00	0.00
	New Hire	0.00	0.00	0.00	0.00	0.00	0.00	0.00	0.00	0.00	0.00	0.00
	Subtotal	1,606.00	1,326.00	88.00	192.00	0.00	0.00	0.00	0.00	0.00	0.00	1,606.00

ELECTRICIAN APPRENTICE (PRINCIPAL AGREEMENT)	Journey	0.00	0.00	0.00	0.00	0.00	0.00	0.00	0.00	0.00	0.00	0.00
	Apprentice	1,606.00	1,326.00	88.00	192.00	0.00	0.00	0.00	0.00	0.00	0.00	1,606.00
	A/J Ratio	0.07	0.06	0.20	0.12	0.00	0.00	0.00	0.00	0.00	0.00	0.07
	New Hire	0.00	0.00	0.00	0.00	0.00	0.00	0.00	0.00	0.00	0.00	0.00
	Subtotal	26,222.50	23,752.50	529.00	1,861.00	64.00	0.00	16.00	0.00	0.00	1,010.00	25,212.50

Total for Contractor	Journey	24,616.50	22,426.50	441.00	1,669.00	64.00	0.00	16.00	0.00	0.00	1,010.00	23,606.50
	Apprentice	1,606.00	1,326.00	88.00	192.00	0.00	0.00	0.00	0.00	0.00	0.00	1,606.00
	A/J Ratio	0.07	0.06	0.20	0.12	0.00	0.00	0.00	0.00	0.00	0.00	0.07
	New Hire	0.00	0.00	0.00	0.00	0.00	0.00	0.00	0.00	0.00	0.00	0.00
	Subtotal	26,222.50	23,752.50	529.00	1,861.00	64.00	0.00	16.00	0.00	0.00	1,010.00	25,212.50

Project Name: 42450 - TSA ADVANCED SURVEILLANCE PROGRAM - CCTV

Project Code: 42450

Construction Trade	Craft Level	Total Employee	Hours Worked										Total Male
			Caucasian	African American	Hispanic	Asian	Native American	Other	Not Specified	Total Female			
Total Journey Hours		25,608.00	22,426.50	441.00	2,660.50	64.00	0.00	16.00	0.00	1,010.00	24,598.00		
Total Apprentice Hours		1,606.00	1,326.00	88.00	192.00	0.00	0.00	0.00	0.00	0.00	1,606.00		
Total New Hire Hours		0.00	0.00	0.00	0.00	0.00	0.00	0.00	0.00	0.00	0.00		
Grand Total Hours		27,214.00	23,752.50	529.00	2,852.50	64.00	0.00	16.00	0.00	1,010.00	26,204.00		

End of data for project: 42450 - TSA ADVANCED SURVEILLANCE PROGRAM - CCTV

Project Name: 42872 - MIDWAY INTERNATIONAL AIRPORT SECURITY GUARD BOOTH ENHANCEMENTS  
 Project Code: 42872

Construction Trade	Hours Worked											Total Male
	Craft Level	Total Employee	Caucasian	African American	Hispanic	Asian	Native American	Other	Not Specified	Total Female		

ELECTRICIAN	Journey	30.00	30.00	0.00	0.00	0.00	0.00	0.00	0.00	0.00	0.00	30.00
	Apprentice	0.00	0.00	0.00	0.00	0.00	0.00	0.00	0.00	0.00	0.00	0.00
	A/J Ratio	0.00	0.00	0.00	0.00	0.00	0.00	0.00	0.00	0.00	0.00	0.00
	New Hire	0.00	0.00	0.00	0.00	0.00	0.00	0.00	0.00	0.00	0.00	0.00
	Subtotal	30.00	30.00	0.00	0.00	0.00	0.00	0.00	0.00	0.00	0.00	30.00
PLUMBER	Journey	18.00	18.00	0.00	0.00	0.00	0.00	0.00	0.00	0.00	0.00	18.00
	Apprentice	0.00	0.00	0.00	0.00	0.00	0.00	0.00	0.00	0.00	0.00	0.00
	A/J Ratio	0.00	0.00	0.00	0.00	0.00	0.00	0.00	0.00	0.00	0.00	0.00
	New Hire	0.00	0.00	0.00	0.00	0.00	0.00	0.00	0.00	0.00	0.00	0.00
	Subtotal	18.00	18.00	0.00	0.00	0.00	0.00	0.00	0.00	0.00	0.00	18.00
Total for Contractor	Journey	48.00	48.00	0.00	0.00	0.00	0.00	0.00	0.00	0.00	0.00	48.00
	Apprentice	0.00	0.00	0.00	0.00	0.00	0.00	0.00	0.00	0.00	0.00	0.00
	A/J Ratio	0.00	0.00	0.00	0.00	0.00	0.00	0.00	0.00	0.00	0.00	0.00
	New Hire	0.00	0.00	0.00	0.00	0.00	0.00	0.00	0.00	0.00	0.00	0.00
	Subtotal	48.00	48.00	0.00	0.00	0.00	0.00	0.00	0.00	0.00	0.00	48.00

LABORER	Journey	78.00	78.00	0.00	0.00	0.00	0.00	0.00	0.00	0.00	0.00	78.00
	Apprentice	0.00	0.00	0.00	0.00	0.00	0.00	0.00	0.00	0.00	0.00	0.00
	A/J Ratio	0.00	0.00	0.00	0.00	0.00	0.00	0.00	0.00	0.00	0.00	0.00
	New Hire	0.00	0.00	0.00	0.00	0.00	0.00	0.00	0.00	0.00	0.00	0.00
	Subtotal	78.00	78.00	0.00	0.00	0.00	0.00	0.00	0.00	0.00	0.00	78.00
Total for Contractor	Journey	78.00	78.00	0.00	0.00	0.00	0.00	0.00	0.00	0.00	0.00	78.00
	Apprentice	0.00	0.00	0.00	0.00	0.00	0.00	0.00	0.00	0.00	0.00	0.00
	A/J Ratio	0.00	0.00	0.00	0.00	0.00	0.00	0.00	0.00	0.00	0.00	0.00
	New Hire	0.00	0.00	0.00	0.00	0.00	0.00	0.00	0.00	0.00	0.00	0.00
	Subtotal	78.00	78.00	0.00	0.00	0.00	0.00	0.00	0.00	0.00	0.00	78.00

B. Bruce, Inc.

Project Name: 42872 - MIDWAY INTERNATIONAL AIRPORT SECURITY GUARD BOOTH ENHANCEMENTS  
 Project Code: 42872

Construction Trade	Hours Worked											
	Craft Level	Total Employee	Caucasian	African American	Hispanic	Asian	Native American	Other	Not Specified	Total Female	Total Male	
PLUMBER	Journey	144.50	144.50	0.00	0.00	0.00	0.00	0.00	0.00	0.00	144.50	
	Apprentice	0.00	0.00	0.00	0.00	0.00	0.00	0.00	0.00	0.00	0.00	
	A/J Ratio	0.00	0.00	0.00	0.00	0.00	0.00	0.00	0.00	0.00	0.00	
	New Hire	0.00	0.00	0.00	0.00	0.00	0.00	0.00	0.00	0.00	0.00	
	Subtotal	144.50	144.50	0.00	0.00	0.00	0.00	0.00	0.00	0.00	144.50	
Plumbers Apprentice	Journey	0.00	0.00	0.00	0.00	0.00	0.00	0.00	0.00	0.00	0.00	
	Apprentice	11.00	11.00	0.00	0.00	0.00	0.00	0.00	0.00	0.00	11.00	
	A/J Ratio	0.00	0.00	0.00	0.00	0.00	0.00	0.00	0.00	0.00	0.00	
	New Hire	0.00	0.00	0.00	0.00	0.00	0.00	0.00	0.00	0.00	0.00	
	Subtotal	11.00	11.00	0.00	0.00	0.00	0.00	0.00	0.00	0.00	11.00	
Total for Contractor	Journey	144.50	144.50	0.00	0.00	0.00	0.00	0.00	0.00	0.00	144.50	
	Apprentice	11.00	11.00	0.00	0.00	0.00	0.00	0.00	0.00	0.00	11.00	
	A/J Ratio	0.08	0.08	0.00	0.00	0.00	0.00	0.00	0.00	0.00	0.08	
	New Hire	0.00	0.00	0.00	0.00	0.00	0.00	0.00	0.00	0.00	0.00	
	Subtotal	155.50	155.50	0.00	0.00	0.00	0.00	0.00	0.00	0.00	155.50	
<b>BIGANE PAYING CO.</b>												
OPERATING ENGINEER HWY 1	Journey	37.00	20.00	17.00	0.00	0.00	0.00	0.00	0.00	0.00	37.00	
	Apprentice	0.00	0.00	0.00	0.00	0.00	0.00	0.00	0.00	0.00	0.00	
	A/J Ratio	0.00	0.00	0.00	0.00	0.00	0.00	0.00	0.00	0.00	0.00	
	New Hire	0.00	0.00	0.00	0.00	0.00	0.00	0.00	0.00	0.00	0.00	
	Subtotal	37.00	20.00	17.00	0.00	0.00	0.00	0.00	0.00	0.00	37.00	
TRUCK DRIVER E ALL 4	Journey	7.75	7.75	0.00	0.00	0.00	0.00	0.00	0.00	0.00	7.75	
	Apprentice	0.00	0.00	0.00	0.00	0.00	0.00	0.00	0.00	0.00	0.00	
	A/J Ratio	0.00	0.00	0.00	0.00	0.00	0.00	0.00	0.00	0.00	0.00	
	New Hire	0.00	0.00	0.00	0.00	0.00	0.00	0.00	0.00	0.00	0.00	
	Subtotal	7.75	7.75	0.00	0.00	0.00	0.00	0.00	0.00	0.00	7.75	



Project Name: 42872 - MIDWAY INTERNATIONAL AIRPORT SECURITY GUARD BOOTH ENHANCEMENTS  
 Project Code: 42872

Construction Trade	Hours Worked											Total Male
	Craft Level	Total Employee	Caucasian	African American	Hispanic	Asian	Native American	Other	Not Specified	Total Female	Total Male	
Total for Contractor	Journey	44.75	27.75	17.00	0.00	0.00	0.00	0.00	0.00	0.00	0.00	44.75
	Apprentice	0.00	0.00	0.00	0.00	0.00	0.00	0.00	0.00	0.00	0.00	0.00
	A/J Ratio	0.00	0.00	0.00	0.00	0.00	0.00	0.00	0.00	0.00	0.00	0.00
	New Hire	0.00	0.00	0.00	0.00	0.00	0.00	0.00	0.00	0.00	0.00	0.00
	Subtotal	44.75	27.75	17.00	0.00	0.00	0.00	0.00	0.00	0.00	0.00	44.75
<b>Chellino Crane Inc.</b>												
OPERATING ENGINEER BLDG 1	Journey	23.50	23.50	0.00	0.00	0.00	0.00	0.00	0.00	0.00	0.00	23.50
	Apprentice	0.00	0.00	0.00	0.00	0.00	0.00	0.00	0.00	0.00	0.00	0.00
	A/J Ratio	0.00	0.00	0.00	0.00	0.00	0.00	0.00	0.00	0.00	0.00	0.00
	New Hire	0.00	0.00	0.00	0.00	0.00	0.00	0.00	0.00	0.00	0.00	0.00
	Subtotal	23.50	23.50	0.00	0.00	0.00	0.00	0.00	0.00	0.00	0.00	23.50
OPERATING ENGINEER BLDG 4	Journey	16.00	16.00	0.00	0.00	0.00	0.00	0.00	0.00	0.00	0.00	16.00
	Apprentice	0.00	0.00	0.00	0.00	0.00	0.00	0.00	0.00	0.00	0.00	0.00
	A/J Ratio	0.00	0.00	0.00	0.00	0.00	0.00	0.00	0.00	0.00	0.00	0.00
	New Hire	0.00	0.00	0.00	0.00	0.00	0.00	0.00	0.00	0.00	0.00	0.00
	Subtotal	16.00	16.00	0.00	0.00	0.00	0.00	0.00	0.00	0.00	0.00	16.00
Total for Contractor	Journey	39.50	39.50	0.00	0.00	0.00	0.00	0.00	0.00	0.00	0.00	39.50
	Apprentice	0.00	0.00	0.00	0.00	0.00	0.00	0.00	0.00	0.00	0.00	0.00
	A/J Ratio	0.00	0.00	0.00	0.00	0.00	0.00	0.00	0.00	0.00	0.00	0.00
	New Hire	0.00	0.00	0.00	0.00	0.00	0.00	0.00	0.00	0.00	0.00	0.00
	Subtotal	39.50	39.50	0.00	0.00	0.00	0.00	0.00	0.00	0.00	0.00	39.50
<b>Chicago Testing Laboratory Inc.</b>												
MATERIAL TESTER I	Journey	29.75	19.75	0.00	0.00	0.00	10.00	0.00	0.00	0.00	0.00	29.75
	Apprentice	0.00	0.00	0.00	0.00	0.00	0.00	0.00	0.00	0.00	0.00	0.00
	A/J Ratio	0.00	0.00	0.00	0.00	0.00	0.00	0.00	0.00	0.00	0.00	0.00
	New Hire	0.00	0.00	0.00	0.00	0.00	0.00	0.00	0.00	0.00	0.00	0.00
	Subtotal	29.75	19.75	0.00	0.00	0.00	10.00	0.00	0.00	0.00	0.00	29.75

Project Name: 42872 - MIDWAY INTERNATIONAL AIRPORT SECURITY GUARD BOOTH ENHANCEMENTS  
 Project Code: 42872

Construction Trade	Hours Worked											Total Male
	Craft Level	Total Employee	Caucasian	African American	Hispanic	Asian	Native American	Other	Not Specified	Total Female	Total	
Total for Contractor	Journey	29.75	19.75	0.00	0.00	10.00	0.00	0.00	0.00	0.00	0.00	29.75
	Apprentice	0.00	0.00	0.00	0.00	0.00	0.00	0.00	0.00	0.00	0.00	0.00
	AJ Ratio	0.00	0.00	0.00	0.00	0.00	0.00	0.00	0.00	0.00	0.00	0.00
	New Hire	0.00	0.00	0.00	0.00	0.00	0.00	0.00	0.00	0.00	0.00	0.00
	Subtotal	29.75	19.75	0.00	0.00	10.00	0.00	0.00	0.00	0.00	0.00	29.75
<b>Civil Contractor &amp; Engineers, Inc.</b>												
LABORER	Journey	460.50	0.00	0.00	460.50	0.00	0.00	0.00	0.00	0.00	81.00	379.50
	Apprentice	0.00	0.00	0.00	0.00	0.00	0.00	0.00	0.00	0.00	0.00	0.00
	AJ Ratio	0.00	0.00	0.00	0.00	0.00	0.00	0.00	0.00	0.00	0.00	0.00
	New Hire	0.00	0.00	0.00	0.00	0.00	0.00	0.00	0.00	0.00	0.00	0.00
	Subtotal	460.50	0.00	0.00	460.50	0.00	0.00	0.00	0.00	0.00	81.00	379.50
OPERATING ENGINEER HWY 1	Journey	176.00	75.00	0.00	101.00	0.00	0.00	0.00	0.00	0.00	0.00	176.00
	Apprentice	0.00	0.00	0.00	0.00	0.00	0.00	0.00	0.00	0.00	0.00	0.00
	AJ Ratio	0.00	0.00	0.00	0.00	0.00	0.00	0.00	0.00	0.00	0.00	0.00
	New Hire	0.00	0.00	0.00	0.00	0.00	0.00	0.00	0.00	0.00	0.00	0.00
	Subtotal	176.00	75.00	0.00	101.00	0.00	0.00	0.00	0.00	0.00	0.00	176.00
Total for Contractor	Journey	636.50	75.00	0.00	561.50	0.00	0.00	0.00	0.00	0.00	81.00	555.50
	Apprentice	0.00	0.00	0.00	0.00	0.00	0.00	0.00	0.00	0.00	0.00	0.00
	AJ Ratio	0.00	0.00	0.00	0.00	0.00	0.00	0.00	0.00	0.00	0.00	0.00
	New Hire	0.00	0.00	0.00	0.00	0.00	0.00	0.00	0.00	0.00	0.00	0.00
	Subtotal	636.50	75.00	0.00	561.50	0.00	0.00	0.00	0.00	0.00	81.00	555.50
<b>CPMH Construction, Inc.</b>												
CEMENT MASON	Journey	116.00	0.00	0.00	116.00	0.00	0.00	0.00	0.00	0.00	0.00	116.00
	Apprentice	0.00	0.00	0.00	0.00	0.00	0.00	0.00	0.00	0.00	0.00	0.00
	AJ Ratio	0.00	0.00	0.00	0.00	0.00	0.00	0.00	0.00	0.00	0.00	0.00
	New Hire	0.00	0.00	0.00	0.00	0.00	0.00	0.00	0.00	0.00	0.00	0.00
	Subtotal	116.00	0.00	0.00	116.00	0.00	0.00	0.00	0.00	0.00	0.00	116.00

Project Name: 42872 - MIDWAY INTERNATIONAL AIRPORT SECURITY GUARD BOOTH ENHANCEMENTS

Project Code: 42872

Construction Trade	Hours Worked											Total Male
	Craft Level	Total Employee	Caucasian	African American	Hispanic	Asian	Native American	Other	Not Specified	Total Female	Total	
LABORER	Journey	498.00	0.00	0.00	498.00	0.00	0.00	0.00	0.00	0.00	0.00	498.00
	Apprentice	0.00	0.00	0.00	0.00	0.00	0.00	0.00	0.00	0.00	0.00	0.00
	A/J Ratio	0.00	0.00	0.00	0.00	0.00	0.00	0.00	0.00	0.00	0.00	0.00
	New Hire	0.00	0.00	0.00	0.00	0.00	0.00	0.00	0.00	0.00	0.00	0.00
	Subtotal	498.00	0.00	0.00	498.00	0.00	0.00	0.00	0.00	0.00	0.00	498.00
OPERATING ENGINEER BLDG 4	Journey	16.00	0.00	0.00	16.00	0.00	0.00	0.00	0.00	0.00	0.00	16.00
	Apprentice	0.00	0.00	0.00	0.00	0.00	0.00	0.00	0.00	0.00	0.00	0.00
	A/J Ratio	0.00	0.00	0.00	0.00	0.00	0.00	0.00	0.00	0.00	0.00	0.00
	New Hire	0.00	0.00	0.00	0.00	0.00	0.00	0.00	0.00	0.00	0.00	0.00
	Subtotal	16.00	0.00	0.00	16.00	0.00	0.00	0.00	0.00	0.00	0.00	16.00
OPERATING ENGINEER HWY 4	Journey	72.00	8.00	0.00	64.00	0.00	0.00	0.00	0.00	0.00	0.00	72.00
	Apprentice	0.00	0.00	0.00	0.00	0.00	0.00	0.00	0.00	0.00	0.00	0.00
	A/J Ratio	0.00	0.00	0.00	0.00	0.00	0.00	0.00	0.00	0.00	0.00	0.00
	New Hire	0.00	0.00	0.00	0.00	0.00	0.00	0.00	0.00	0.00	0.00	0.00
	Subtotal	72.00	8.00	0.00	64.00	0.00	0.00	0.00	0.00	0.00	0.00	72.00
Total for Contractor	Journey	702.00	8.00	0.00	694.00	0.00	0.00	0.00	0.00	0.00	0.00	702.00
	Apprentice	0.00	0.00	0.00	0.00	0.00	0.00	0.00	0.00	0.00	0.00	0.00
	A/J Ratio	0.00	0.00	0.00	0.00	0.00	0.00	0.00	0.00	0.00	0.00	0.00
	New Hire	0.00	0.00	0.00	0.00	0.00	0.00	0.00	0.00	0.00	0.00	0.00
	Subtotal	702.00	8.00	0.00	694.00	0.00	0.00	0.00	0.00	0.00	0.00	702.00
Electrical Contractors, Inc.												
COMMUNICATIONS ELECTRICIAN	Journey	59.00	59.00	0.00	0.00	0.00	0.00	0.00	0.00	0.00	0.00	59.00
	Apprentice	0.00	0.00	0.00	0.00	0.00	0.00	0.00	0.00	0.00	0.00	0.00
	A/J Ratio	0.00	0.00	0.00	0.00	0.00	0.00	0.00	0.00	0.00	0.00	0.00
	New Hire	0.00	0.00	0.00	0.00	0.00	0.00	0.00	0.00	0.00	0.00	0.00
	Subtotal	59.00	59.00	0.00	0.00	0.00	0.00	0.00	0.00	0.00	0.00	59.00
ELECTRICIAN	Journey	141.00	141.00	0.00	0.00	0.00	0.00	0.00	0.00	0.00	0.00	141.00
	Apprentice	0.00	0.00	0.00	0.00	0.00	0.00	0.00	0.00	0.00	0.00	0.00
	A/J Ratio	0.00	0.00	0.00	0.00	0.00	0.00	0.00	0.00	0.00	0.00	0.00
	New Hire	0.00	0.00	0.00	0.00	0.00	0.00	0.00	0.00	0.00	0.00	0.00
	Subtotal	141.00	141.00	0.00	0.00	0.00	0.00	0.00	0.00	0.00	0.00	141.00

Project Name: 42872 - MIDWAY INTERNATIONAL AIRPORT SECURITY GUARD BOOTH ENHANCEMENTS  
 Project Code: 42872

Construction Trade	Hours Worked											Total Male
	Craft Level	Total Employee	Caucasian	African American	Hispanic	Asian	Native American	Other	Not Specified	Total Female	Total	
Total for Contractor	Journey	200.00	200.00	0.00	0.00	0.00	0.00	0.00	0.00	0.00	0.00	200.00
	Apprentice	0.00	0.00	0.00	0.00	0.00	0.00	0.00	0.00	0.00	0.00	0.00
	A/J Ratio	0.00	0.00	0.00	0.00	0.00	0.00	0.00	0.00	0.00	0.00	0.00
	New Hire	0.00	0.00	0.00	0.00	0.00	0.00	0.00	0.00	0.00	0.00	0.00
	Subtotal	200.00	200.00	0.00	0.00	0.00	0.00	0.00	0.00	0.00	0.00	200.00
Flood Testing Laboratories, Inc												
APPRENTICE MATERIAL TESTER	Journey	0.00	0.00	0.00	0.00	0.00	0.00	0.00	0.00	0.00	0.00	0.00
	Apprentice	3.00	3.00	0.00	0.00	0.00	0.00	0.00	0.00	0.00	0.00	3.00
	A/J Ratio	0.00	0.00	0.00	0.00	0.00	0.00	0.00	0.00	0.00	0.00	0.00
	New Hire	0.00	0.00	0.00	0.00	0.00	0.00	0.00	0.00	0.00	0.00	0.00
	Subtotal	3.00	3.00	0.00	0.00	0.00	0.00	0.00	0.00	0.00	0.00	3.00
MATERIAL TESTER I	Journey	85.00	79.00	0.00	6.00	0.00	0.00	0.00	0.00	0.00	28.00	57.00
	Apprentice	0.00	0.00	0.00	0.00	0.00	0.00	0.00	0.00	0.00	0.00	0.00
	A/J Ratio	0.00	0.00	0.00	0.00	0.00	0.00	0.00	0.00	0.00	0.00	0.00
	New Hire	0.00	0.00	0.00	0.00	0.00	0.00	0.00	0.00	0.00	0.00	0.00
	Subtotal	85.00	79.00	0.00	6.00	0.00	0.00	0.00	0.00	0.00	28.00	57.00
MATERIAL TESTER II	Journey	80.50	60.00	0.00	20.50	0.00	0.00	0.00	0.00	18.50	62.00	
	Apprentice	0.00	0.00	0.00	0.00	0.00	0.00	0.00	0.00	0.00	0.00	
	A/J Ratio	0.00	0.00	0.00	0.00	0.00	0.00	0.00	0.00	0.00	0.00	
	New Hire	0.00	0.00	0.00	0.00	0.00	0.00	0.00	0.00	0.00	0.00	
	Subtotal	80.50	60.00	0.00	20.50	0.00	0.00	0.00	0.00	18.50	62.00	
Total for Contractor	Journey	165.50	139.00	0.00	26.50	0.00	0.00	0.00	0.00	46.50	119.00	
	Apprentice	3.00	3.00	0.00	0.00	0.00	0.00	0.00	0.00	0.00	3.00	
	A/J Ratio	0.02	0.02	0.00	0.00	0.00	0.00	0.00	0.00	0.00	0.03	
	New Hire	0.00	0.00	0.00	0.00	0.00	0.00	0.00	0.00	0.00	0.00	
	Subtotal	168.50	142.00	0.00	26.50	0.00	0.00	0.00	0.00	46.50	122.00	

Lucky Locators, Inc.

Project Name: 42872 - MIDWAY INTERNATIONAL AIRPORT SECURITY GUARD BOOTH ENHANCEMENTS  
 Project Code: 42872

Construction Trade	Hours Worked											Total Male
	Craft Level	Total Employee	Caucasian	African American	Hispanic	Asian	Native American	Other	Not Specified	Total Female	Total	
SURVEY WORKER > NOT IN EFFECT	Journey	24.50	24.50	0.00	0.00	0.00	0.00	0.00	0.00	0.00	0.00	24.50
	Apprentice	0.00	0.00	0.00	0.00	0.00	0.00	0.00	0.00	0.00	0.00	0.00
	A/J Ratio	0.00	0.00	0.00	0.00	0.00	0.00	0.00	0.00	0.00	0.00	0.00
	New Hire	0.00	0.00	0.00	0.00	0.00	0.00	0.00	0.00	0.00	0.00	0.00
	Subtotal	24.50	24.50	0.00	0.00	0.00	0.00	0.00	0.00	0.00	0.00	24.50
Total for Contractor	Journey	24.50	24.50	0.00	0.00	0.00	0.00	0.00	0.00	0.00	0.00	24.50
	Apprentice	0.00	0.00	0.00	0.00	0.00	0.00	0.00	0.00	0.00	0.00	0.00
	A/J Ratio	0.00	0.00	0.00	0.00	0.00	0.00	0.00	0.00	0.00	0.00	0.00
	New Hire	0.00	0.00	0.00	0.00	0.00	0.00	0.00	0.00	0.00	0.00	0.00
	Subtotal	24.50	24.50	0.00	0.00	0.00	0.00	0.00	0.00	0.00	0.00	24.50
<b>Metromex Contractors, Inc.</b>												
LABORER	Journey	564.00	54.00	139.00	371.00	0.00	0.00	0.00	0.00	0.00	0.00	510.50
	Apprentice	0.00	0.00	0.00	0.00	0.00	0.00	0.00	0.00	0.00	0.00	0.00
	A/J Ratio	0.00	0.00	0.00	0.00	0.00	0.00	0.00	0.00	0.00	0.00	0.00
	New Hire	0.00	0.00	0.00	0.00	0.00	0.00	0.00	0.00	0.00	0.00	0.00
	Subtotal	564.00	54.00	139.00	371.00	0.00	0.00	0.00	0.00	0.00	0.00	510.50
OPERATING ENGINEER HWY 5	Journey	248.50	135.00	60.00	53.50	0.00	0.00	0.00	0.00	0.00	0.00	248.50
	Apprentice	0.00	0.00	0.00	0.00	0.00	0.00	0.00	0.00	0.00	0.00	0.00
	A/J Ratio	0.00	0.00	0.00	0.00	0.00	0.00	0.00	0.00	0.00	0.00	0.00
	New Hire	0.00	0.00	0.00	0.00	0.00	0.00	0.00	0.00	0.00	0.00	0.00
	Subtotal	248.50	135.00	60.00	53.50	0.00	0.00	0.00	0.00	0.00	0.00	248.50
TRUCK DRIVER E ALL 1	Journey	18.00	0.00	0.00	18.00	0.00	0.00	0.00	0.00	0.00	0.00	18.00
	Apprentice	0.00	0.00	0.00	0.00	0.00	0.00	0.00	0.00	0.00	0.00	0.00
	A/J Ratio	0.00	0.00	0.00	0.00	0.00	0.00	0.00	0.00	0.00	0.00	0.00
	New Hire	0.00	0.00	0.00	0.00	0.00	0.00	0.00	0.00	0.00	0.00	0.00
	Subtotal	18.00	0.00	0.00	18.00	0.00	0.00	0.00	0.00	0.00	0.00	18.00
TRUCK DRIVER WALL 1	Journey	23.50	0.00	0.00	23.50	0.00	0.00	0.00	0.00	0.00	0.00	23.50
	Apprentice	0.00	0.00	0.00	0.00	0.00	0.00	0.00	0.00	0.00	0.00	0.00
	A/J Ratio	0.00	0.00	0.00	0.00	0.00	0.00	0.00	0.00	0.00	0.00	0.00
	New Hire	0.00	0.00	0.00	0.00	0.00	0.00	0.00	0.00	0.00	0.00	0.00
	Subtotal	23.50	0.00	0.00	23.50	0.00	0.00	0.00	0.00	0.00	0.00	23.50

Project Name: 42872 - MIDWAY INTERNATIONAL AIRPORT SECURITY GUARD BOOTH ENHANCEMENTS  
 Project Code: 42872

Construction Trade	Craft Level	Hours Worked										Total Male
		Total Employee	Caucasian	African American	Hispanic	Asian	Native American	Other	Not Specified	Total Female		
Total for Contractor	Journey	854.00	189.00	198.00	466.00	0.00	0.00	0.00	0.00	0.00	53.50	800.50
	Apprentice	0.00	0.00	0.00	0.00	0.00	0.00	0.00	0.00	0.00	0.00	0.00
	A/J Ratio	0.00	0.00	0.00	0.00	0.00	0.00	0.00	0.00	0.00	0.00	0.00
	New Hire	0.00	0.00	0.00	0.00	0.00	0.00	0.00	0.00	0.00	0.00	0.00
	Subtotal	854.00	189.00	198.00	466.00	0.00	0.00	0.00	0.00	0.00	53.50	800.50
<b>MIDWEST FENCE CORPORATION</b>												
FENCE ERECTOR	Journey	498.50	28.50	0.00	470.00	0.00	0.00	0.00	0.00	0.00	0.00	498.50
	Apprentice	0.00	0.00	0.00	0.00	0.00	0.00	0.00	0.00	0.00	0.00	0.00
	A/J Ratio	0.00	0.00	0.00	0.00	0.00	0.00	0.00	0.00	0.00	0.00	0.00
	New Hire	0.00	0.00	0.00	0.00	0.00	0.00	0.00	0.00	0.00	0.00	0.00
	Subtotal	498.50	28.50	0.00	470.00	0.00	0.00	0.00	0.00	0.00	0.00	498.50
FENCE ERECTOR FRMAN	Journey	105.50	0.00	0.00	105.50	0.00	0.00	0.00	0.00	0.00	0.00	105.50
	Apprentice	0.00	0.00	0.00	0.00	0.00	0.00	0.00	0.00	0.00	0.00	0.00
	A/J Ratio	0.00	0.00	0.00	0.00	0.00	0.00	0.00	0.00	0.00	0.00	0.00
	New Hire	0.00	0.00	0.00	0.00	0.00	0.00	0.00	0.00	0.00	0.00	0.00
	Subtotal	105.50	0.00	0.00	105.50	0.00	0.00	0.00	0.00	0.00	0.00	105.50
Ironworker Fence Erector Apprentice	Journey	0.00	0.00	0.00	0.00	0.00	0.00	0.00	0.00	0.00	0.00	0.00
	Apprentice	146.50	0.00	8.25	117.25	21.00	0.00	0.00	0.00	0.00	6.25	140.25
	A/J Ratio	0.00	0.00	0.00	0.00	0.00	0.00	0.00	0.00	0.00	0.00	0.00
	New Hire	0.00	0.00	0.00	0.00	0.00	0.00	0.00	0.00	0.00	0.00	0.00
	Subtotal	146.50	0.00	8.25	117.25	21.00	0.00	0.00	0.00	0.00	6.25	140.25
OPERATING ENGINEER BLDG 1	Journey	11.50	0.00	0.00	11.50	0.00	0.00	0.00	0.00	0.00	0.00	11.50
	Apprentice	0.00	0.00	0.00	0.00	0.00	0.00	0.00	0.00	0.00	0.00	0.00
	A/J Ratio	0.00	0.00	0.00	0.00	0.00	0.00	0.00	0.00	0.00	0.00	0.00
	New Hire	0.00	0.00	0.00	0.00	0.00	0.00	0.00	0.00	0.00	0.00	0.00
	Subtotal	11.50	0.00	0.00	11.50	0.00	0.00	0.00	0.00	0.00	0.00	11.50
OPERATING ENGINEER HWY 1	Journey	17.50	0.00	0.00	17.50	0.00	0.00	0.00	0.00	0.00	0.00	17.50
	Apprentice	0.00	0.00	0.00	0.00	0.00	0.00	0.00	0.00	0.00	0.00	0.00
	A/J Ratio	0.00	0.00	0.00	0.00	0.00	0.00	0.00	0.00	0.00	0.00	0.00
	New Hire	0.00	0.00	0.00	0.00	0.00	0.00	0.00	0.00	0.00	0.00	0.00
	Subtotal	17.50	0.00	0.00	17.50	0.00	0.00	0.00	0.00	0.00	0.00	17.50

Project Name: 42872 - MIDWAY INTERNATIONAL AIRPORT SECURITY GUARD BOOTH ENHANCEMENTS  
 Project Code: 42872

Construction Trade	Hours Worked											Total Male	
	Craft Level	Total Employee	Caucasian	African American	Hispanic	Asian	Native American	Other	Not Specified	Total Female	Total		
OPERATING ENGINEER HWY 5	Journey	26.00	0.00	0.00	26.00	0.00	0.00	0.00	0.00	0.00	26.00	0.00	26.00
	Apprentice	0.00	0.00	0.00	0.00	0.00	0.00	0.00	0.00	0.00	0.00	0.00	0.00
	A/J Ratio	0.00	0.00	0.00	0.00	0.00	0.00	0.00	0.00	0.00	0.00	0.00	0.00
	New Hire	0.00	0.00	0.00	0.00	0.00	0.00	0.00	0.00	0.00	0.00	0.00	0.00
	Subtotal	26.00	0.00	0.00	26.00	0.00	0.00	0.00	0.00	0.00	0.00	0.00	26.00
Total for Contractor	Journey	659.00	28.50	0.00	630.50	0.00	0.00	0.00	0.00	0.00	659.00	0.00	659.00
	Apprentice	146.50	0.00	8.25	117.25	21.00	0.00	0.00	0.00	0.00	140.25	6.25	140.25
	A/J Ratio	0.22	0.00	0.00	0.19	0.00	0.00	0.00	0.00	0.00	0.21	0.00	0.21
	New Hire	0.00	0.00	0.00	0.00	0.00	0.00	0.00	0.00	0.00	0.00	0.00	0.00
	Subtotal	805.50	28.50	8.25	747.75	21.00	0.00	0.00	0.00	0.00	799.25	6.25	799.25
<b>SANCHEZ PAVING</b>													
LABORER	Journey	136.00	40.00	0.00	96.00	0.00	0.00	0.00	0.00	0.00	136.00	0.00	136.00
	Apprentice	0.00	0.00	0.00	0.00	0.00	0.00	0.00	0.00	0.00	0.00	0.00	0.00
	A/J Ratio	0.00	0.00	0.00	0.00	0.00	0.00	0.00	0.00	0.00	0.00	0.00	0.00
	New Hire	0.00	0.00	0.00	0.00	0.00	0.00	0.00	0.00	0.00	0.00	0.00	0.00
	Subtotal	136.00	40.00	0.00	96.00	0.00	0.00	0.00	0.00	0.00	136.00	0.00	136.00
OPERATING ENGINEER HWY 3	Journey	56.00	0.00	0.00	56.00	0.00	0.00	0.00	0.00	0.00	56.00	0.00	56.00
	Apprentice	0.00	0.00	0.00	0.00	0.00	0.00	0.00	0.00	0.00	0.00	0.00	0.00
	A/J Ratio	0.00	0.00	0.00	0.00	0.00	0.00	0.00	0.00	0.00	0.00	0.00	0.00
	New Hire	0.00	0.00	0.00	0.00	0.00	0.00	0.00	0.00	0.00	0.00	0.00	0.00
	Subtotal	56.00	0.00	0.00	56.00	0.00	0.00	0.00	0.00	0.00	56.00	0.00	56.00
Total for Contractor	Journey	192.00	40.00	0.00	152.00	0.00	0.00	0.00	0.00	0.00	192.00	0.00	192.00
	Apprentice	0.00	0.00	0.00	0.00	0.00	0.00	0.00	0.00	0.00	0.00	0.00	0.00
	A/J Ratio	0.00	0.00	0.00	0.00	0.00	0.00	0.00	0.00	0.00	0.00	0.00	0.00
	New Hire	0.00	0.00	0.00	0.00	0.00	0.00	0.00	0.00	0.00	0.00	0.00	0.00
	Subtotal	192.00	40.00	0.00	152.00	0.00	0.00	0.00	0.00	0.00	192.00	0.00	192.00
<b>Sharfen Electric Co</b>													

Project Name: 42872 - MIDWAY INTERNATIONAL AIRPORT SECURITY GUARD BOOTH ENHANCEMENTS  
 Project Code: 42872

Construction Trade	Hours Worked											Total Male
	Craft Level	Total Employee	Caucasian	African American	Hispanic	Asian	Native American	Other	Not Specified	Total Female	Total	
COMMUNICATIONS ELECTRICIAN	Journey	132.50	132.50	0.00	0.00	0.00	0.00	0.00	0.00	0.00	0.00	132.50
	Apprentice	0.00	0.00	0.00	0.00	0.00	0.00	0.00	0.00	0.00	0.00	0.00
	A/J Ratio	0.00	0.00	0.00	0.00	0.00	0.00	0.00	0.00	0.00	0.00	0.00
	New Hire	0.00	0.00	0.00	0.00	0.00	0.00	0.00	0.00	0.00	0.00	0.00
	Subtotal	132.50	132.50	0.00	0.00	0.00	0.00	0.00	0.00	0.00	0.00	132.50
ELECTRICIAN	Journey	1,050.50	1,029.50	0.00	21.00	0.00	0.00	0.00	0.00	0.00	0.00	1,050.50
	Apprentice	0.00	0.00	0.00	0.00	0.00	0.00	0.00	0.00	0.00	0.00	0.00
	A/J Ratio	0.00	0.00	0.00	0.00	0.00	0.00	0.00	0.00	0.00	0.00	0.00
	New Hire	0.00	0.00	0.00	0.00	0.00	0.00	0.00	0.00	0.00	0.00	0.00
	Subtotal	1,050.50	1,029.50	0.00	21.00	0.00	0.00	0.00	0.00	0.00	0.00	1,050.50
ELECTRICIAN APPRENTICE (PRINCIPAL AGREEMENT)	Journey	0.00	0.00	0.00	0.00	0.00	0.00	0.00	0.00	0.00	0.00	0.00
	Apprentice	153.00	118.00	0.00	35.00	0.00	0.00	0.00	0.00	0.00	0.00	153.00
	A/J Ratio	0.00	0.00	0.00	0.00	0.00	0.00	0.00	0.00	0.00	0.00	0.00
	New Hire	0.00	0.00	0.00	0.00	0.00	0.00	0.00	0.00	0.00	0.00	0.00
	Subtotal	153.00	118.00	0.00	35.00	0.00	0.00	0.00	0.00	0.00	0.00	153.00
OPERATING ENGINEER BLDG 4	Journey	169.00	169.00	0.00	0.00	0.00	0.00	0.00	0.00	0.00	0.00	169.00
	Apprentice	0.00	0.00	0.00	0.00	0.00	0.00	0.00	0.00	0.00	0.00	0.00
	A/J Ratio	0.00	0.00	0.00	0.00	0.00	0.00	0.00	0.00	0.00	0.00	0.00
	New Hire	0.00	0.00	0.00	0.00	0.00	0.00	0.00	0.00	0.00	0.00	0.00
	Subtotal	169.00	169.00	0.00	0.00	0.00	0.00	0.00	0.00	0.00	0.00	169.00
OPERATING ENGINEER HWY 4	Journey	15.00	15.00	0.00	0.00	0.00	0.00	0.00	0.00	0.00	0.00	15.00
	Apprentice	0.00	0.00	0.00	0.00	0.00	0.00	0.00	0.00	0.00	0.00	0.00
	A/J Ratio	0.00	0.00	0.00	0.00	0.00	0.00	0.00	0.00	0.00	0.00	0.00
	New Hire	0.00	0.00	0.00	0.00	0.00	0.00	0.00	0.00	0.00	0.00	0.00
	Subtotal	15.00	15.00	0.00	0.00	0.00	0.00	0.00	0.00	0.00	0.00	15.00
Total for Contractor	Journey	1,367.00	1,346.00	0.00	21.00	0.00	0.00	0.00	0.00	0.00	0.00	1,367.00
	Apprentice	153.00	118.00	0.00	35.00	0.00	0.00	0.00	0.00	0.00	0.00	153.00
	A/J Ratio	0.11	0.09	0.00	1.67	0.00	0.00	0.00	0.00	0.00	0.11	0.11
	New Hire	0.00	0.00	0.00	0.00	0.00	0.00	0.00	0.00	0.00	0.00	0.00
	Subtotal	1,520.00	1,464.00	0.00	56.00	0.00	0.00	0.00	0.00	0.00	0.00	1,520.00



Project Name: 42872 - MIDWAY INTERNATIONAL AIRPORT SECURITY GUARD BOOTH ENHANCEMENTS

Project Code: 42872

Construction Trade	Craft Level	Hours Worked										Total Male
		Total Employee	Caucasian	African American	Hispanic	Asian	Native American	Other	Not Specified	Total Female		
Total Journey Hours		5,186.00	2,329.50	216.00	2,629.50	10.00	0.00	0.00	0.00	0.00	181.00	5,004.00
Total Apprentice Hours		313.50	132.00	8.25	152.25	21.00	0.00	0.00	0.00	0.00	6.25	307.25
Total New Hire Hours		0.00	0.00	0.00	0.00	0.00	0.00	0.00	0.00	0.00	0.00	0.00
Grand Total Hours		5,499.50	2,461.50	224.25	2,781.75	31.00	0.00	0.00	0.00	0.00	187.25	5,311.25

End of data for project: 42872 - MIDWAY INTERNATIONAL AIRPORT SECURITY GUARD BOOTH ENHANCEMENTS

Project Name: 43325 - RUNWAY 10L-28R REHABILITATION FOR O'HARE (K- Five Construction Co./Plote Construction Inc., J.V.)  
 Project Code: 43325

Construction Trade	Hours Worked											Total Male
	Craft Level	Total Employee	Caucasian	African American	Hispanic	Asian	Native American	Other	Not Specified	Total Female	Total	
ELECTRICIAN	Journey	1,147.00	1,030.00	98.00	19.00	0.00	0.00	0.00	0.00	0.00	0.00	1,147.00
	Apprentice	0.00	0.00	0.00	0.00	0.00	0.00	0.00	0.00	0.00	0.00	0.00
	A/J Ratio	0.00	0.00	0.00	0.00	0.00	0.00	0.00	0.00	0.00	0.00	0.00
	New Hire	0.00	0.00	0.00	0.00	0.00	0.00	0.00	0.00	0.00	0.00	0.00
	Subtotal	1,147.00	1,030.00	98.00	19.00	0.00	0.00	0.00	0.00	0.00	0.00	1,147.00
ELECTRICIAN APPRENTICE (PRINCIPAL AGREEMENT)	Journey	0.00	0.00	0.00	0.00	0.00	0.00	0.00	0.00	0.00	0.00	0.00
	Apprentice	843.50	843.50	0.00	0.00	0.00	0.00	0.00	0.00	0.00	0.00	843.50
	A/J Ratio	0.00	0.00	0.00	0.00	0.00	0.00	0.00	0.00	0.00	0.00	0.00
	New Hire	0.00	0.00	0.00	0.00	0.00	0.00	0.00	0.00	0.00	0.00	0.00
	Subtotal	843.50	843.50	0.00	0.00	0.00	0.00	0.00	0.00	0.00	0.00	843.50
LABORER (HEAVY and HIGHWAY)	Journey	1,814.50	1,190.50	0.00	624.00	0.00	0.00	0.00	0.00	0.00	123.00	1,691.50
	Apprentice	0.00	0.00	0.00	0.00	0.00	0.00	0.00	0.00	0.00	0.00	0.00
	A/J Ratio	0.00	0.00	0.00	0.00	0.00	0.00	0.00	0.00	0.00	0.00	0.00
	New Hire	0.00	0.00	0.00	0.00	0.00	0.00	0.00	0.00	0.00	0.00	0.00
	Subtotal	1,814.50	1,190.50	0.00	624.00	0.00	0.00	0.00	0.00	0.00	123.00	1,691.50
POWER EQUIPMENT OPERATOR (HEAVY AND HIGHWAY CONSTRUCTION)	Journey	1,293.50	1,293.50	0.00	0.00	0.00	0.00	0.00	0.00	0.00	0.00	1,293.50
	Apprentice	0.00	0.00	0.00	0.00	0.00	0.00	0.00	0.00	0.00	0.00	0.00
	A/J Ratio	0.00	0.00	0.00	0.00	0.00	0.00	0.00	0.00	0.00	0.00	0.00
	New Hire	0.00	0.00	0.00	0.00	0.00	0.00	0.00	0.00	0.00	0.00	0.00
	Subtotal	1,293.50	1,293.50	0.00	0.00	0.00	0.00	0.00	0.00	0.00	0.00	1,293.50
Total for Contractor	Journey	4,255.00	3,514.00	98.00	643.00	0.00	0.00	0.00	0.00	0.00	123.00	4,132.00
	Apprentice	843.50	843.50	0.00	0.00	0.00	0.00	0.00	0.00	0.00	0.00	843.50
	A/J Ratio	0.20	0.24	0.00	0.00	0.00	0.00	0.00	0.00	0.00	0.00	0.20
	New Hire	0.00	0.00	0.00	0.00	0.00	0.00	0.00	0.00	0.00	0.00	0.00
	Subtotal	5,098.50	4,357.50	98.00	643.00	0.00	0.00	0.00	0.00	0.00	123.00	4,975.50

BIGANE PAVING CO.

Project Name: 43325 - RUNWAY 10L-28R REHABILITATION FOR O'HARE (K- Five Construction Co./Plote Construction Inc., J.V.)  
 Project Code: 43325

Construction Trade	Craft Level	Hours Worked										Total Male	
		Total Employee	Caucasian	African American	Hispanic	Asian	Native American	Other	Not Specified	Total Female			
POWER EQUIPMENT OPERATOR (HEAVY AND HIGHWAY CONSTRUCTION)	Journey	76.50	0.00	76.50	0.00	0.00	0.00	0.00	0.00	0.00	0.00	0.00	76.50
	Apprentice	0.00	0.00	0.00	0.00	0.00	0.00	0.00	0.00	0.00	0.00	0.00	0.00
	A/J Ratio	0.00	0.00	0.00	0.00	0.00	0.00	0.00	0.00	0.00	0.00	0.00	0.00
	New Hire	0.00	0.00	0.00	0.00	0.00	0.00	0.00	0.00	0.00	0.00	0.00	0.00
	Subtotal	76.50	0.00	76.50	0.00	0.00	0.00	0.00	0.00	0.00	0.00	0.00	76.50
TRUCK DRIVER (HEAVY AND HIGHWAY)	Journey	3.00	3.00	0.00	0.00	0.00	0.00	0.00	0.00	0.00	0.00	0.00	3.00
	Apprentice	0.00	0.00	0.00	0.00	0.00	0.00	0.00	0.00	0.00	0.00	0.00	0.00
	A/J Ratio	0.00	0.00	0.00	0.00	0.00	0.00	0.00	0.00	0.00	0.00	0.00	0.00
	New Hire	0.00	0.00	0.00	0.00	0.00	0.00	0.00	0.00	0.00	0.00	0.00	0.00
	Subtotal	3.00	3.00	0.00	0.00	0.00	0.00	0.00	0.00	0.00	0.00	0.00	3.00
Total for Contractor	Journey	79.50	3.00	76.50	0.00	0.00	0.00	0.00	0.00	0.00	0.00	0.00	79.50
	Apprentice	0.00	0.00	0.00	0.00	0.00	0.00	0.00	0.00	0.00	0.00	0.00	0.00
	A/J Ratio	0.00	0.00	0.00	0.00	0.00	0.00	0.00	0.00	0.00	0.00	0.00	0.00
	New Hire	0.00	0.00	0.00	0.00	0.00	0.00	0.00	0.00	0.00	0.00	0.00	0.00
	Subtotal	79.50	3.00	76.50	0.00	0.00	0.00	0.00	0.00	0.00	0.00	0.00	79.50

Construction Trade	Craft Level	Hours Worked										Total Male	
		Total Employee	Caucasian	African American	Hispanic	Asian	Native American	Other	Not Specified	Total Female			
POWER EQUIPMENT OPERATOR (HEAVY AND HIGHWAY CONSTRUCTION)	Journey	600.00	450.50	149.50	0.00	0.00	0.00	0.00	0.00	0.00	0.00	0.00	600.00
	Apprentice	0.00	0.00	0.00	0.00	0.00	0.00	0.00	0.00	0.00	0.00	0.00	0.00
	A/J Ratio	0.00	0.00	0.00	0.00	0.00	0.00	0.00	0.00	0.00	0.00	0.00	0.00
	New Hire	0.00	0.00	0.00	0.00	0.00	0.00	0.00	0.00	0.00	0.00	0.00	0.00
	Subtotal	600.00	450.50	149.50	0.00	0.00	0.00	0.00	0.00	0.00	0.00	0.00	600.00
Total for Contractor	Journey	600.00	450.50	149.50	0.00	0.00	0.00	0.00	0.00	0.00	0.00	0.00	600.00
	Apprentice	0.00	0.00	0.00	0.00	0.00	0.00	0.00	0.00	0.00	0.00	0.00	0.00
	A/J Ratio	0.00	0.00	0.00	0.00	0.00	0.00	0.00	0.00	0.00	0.00	0.00	0.00
	New Hire	0.00	0.00	0.00	0.00	0.00	0.00	0.00	0.00	0.00	0.00	0.00	0.00
	Subtotal	600.00	450.50	149.50	0.00	0.00	0.00	0.00	0.00	0.00	0.00	0.00	600.00

DND ELECTRIC, INC.

Project Name: 43325 - RUNWAY 10L-28R REHABILITATION FOR O'HARE (K- Five Construction Co./Plote Construction Inc., J.V.)

Project Code: 43325

Construction Trade	Hours Worked											
	Craft Level	Total Employee	Caucasian	African American	Hispanic	Asian	Native American	Other	Not Specified	Total Female	Total Male	
Apprentice Lineman	Journey	0.00	0.00	0.00	0.00	0.00	0.00	0.00	0.00	0.00	0.00	
	Apprentice	23.00	23.00	0.00	0.00	0.00	0.00	0.00	0.00	0.00	23.00	
	A/J Ratio	0.00	0.00	0.00	0.00	0.00	0.00	0.00	0.00	0.00	0.00	
	New Hire	0.00	0.00	0.00	0.00	0.00	0.00	0.00	0.00	0.00	0.00	
	Subtotal	23.00	23.00	0.00	0.00	0.00	0.00	0.00	0.00	0.00	23.00	
CEMENT MASON/CONCRETE FINISHER	Journey	24.00	24.00	0.00	0.00	0.00	0.00	0.00	0.00	0.00	24.00	
	Apprentice	0.00	0.00	0.00	0.00	0.00	0.00	0.00	0.00	0.00	0.00	
	A/J Ratio	0.00	0.00	0.00	0.00	0.00	0.00	0.00	0.00	0.00	0.00	
	New Hire	0.00	0.00	0.00	0.00	0.00	0.00	0.00	0.00	0.00	0.00	
	Subtotal	24.00	24.00	0.00	0.00	0.00	0.00	0.00	0.00	0.00	24.00	
ELECTRICIAN	Journey	1,854.50	1,161.50	281.00	412.00	0.00	0.00	0.00	0.00	0.00	1,854.50	
	Apprentice	0.00	0.00	0.00	0.00	0.00	0.00	0.00	0.00	0.00	0.00	
	A/J Ratio	0.00	0.00	0.00	0.00	0.00	0.00	0.00	0.00	0.00	0.00	
	New Hire	0.00	0.00	0.00	0.00	0.00	0.00	0.00	0.00	0.00	0.00	
	Subtotal	1,854.50	1,161.50	281.00	412.00	0.00	0.00	0.00	0.00	0.00	1,854.50	
ELECTRICIAN APPRENTICE (PRINCIPAL AGREEMENT)	Journey	0.00	0.00	0.00	0.00	0.00	0.00	0.00	0.00	0.00	0.00	
	Apprentice	1,126.50	376.00	750.50	0.00	0.00	0.00	0.00	0.00	287.50	839.00	
	A/J Ratio	0.00	0.00	0.00	0.00	0.00	0.00	0.00	0.00	0.00	0.00	
	New Hire	0.00	0.00	0.00	0.00	0.00	0.00	0.00	0.00	0.00	0.00	
	Subtotal	1,126.50	376.00	750.50	0.00	0.00	0.00	0.00	0.00	287.50	839.00	
LABORER (HEAVY and HIGHWAY)	Journey	326.00	200.50	0.00	125.50	0.00	0.00	0.00	0.00	0.00	326.00	
	Apprentice	0.00	0.00	0.00	0.00	0.00	0.00	0.00	0.00	0.00	0.00	
	A/J Ratio	0.00	0.00	0.00	0.00	0.00	0.00	0.00	0.00	0.00	0.00	
	New Hire	0.00	0.00	0.00	0.00	0.00	0.00	0.00	0.00	0.00	0.00	
	Subtotal	326.00	200.50	0.00	125.50	0.00	0.00	0.00	0.00	0.00	326.00	
OPERATING ENGINEER APPRENTICE (FIRST HALF OF THIRD YEAR)	Journey	0.00	0.00	0.00	0.00	0.00	0.00	0.00	0.00	0.00	0.00	
	Apprentice	9.00	9.00	0.00	0.00	0.00	0.00	0.00	0.00	0.00	9.00	
	A/J Ratio	0.00	0.00	0.00	0.00	0.00	0.00	0.00	0.00	0.00	0.00	
	New Hire	0.00	0.00	0.00	0.00	0.00	0.00	0.00	0.00	0.00	0.00	
	Subtotal	9.00	9.00	0.00	0.00	0.00	0.00	0.00	0.00	0.00	9.00	

Project Name: 43325 - RUNWAY 10L-28R REHABILITATION FOR O'HARE (K-Five Construction Co./Piotre Construction Inc., J.V.)  
 Project Code: 43325

Construction Trade	Hours Worked											Total Male
	Craft Level	Total Employee	Caucasian	African American	Hispanic	Asian	Native American	Other	Not Specified	Total Female	Total	
OPERATING ENGINEER APPRENTICE (FIRST YEAR)	Journey	0.00	0.00	0.00	0.00	0.00	0.00	0.00	0.00	0.00	0.00	0.00
	Apprentice	158.00	158.00	0.00	0.00	0.00	0.00	0.00	0.00	0.00	0.00	158.00
	A/J Ratio	0.00	0.00	0.00	0.00	0.00	0.00	0.00	0.00	0.00	0.00	0.00
	New Hire	0.00	0.00	0.00	0.00	0.00	0.00	0.00	0.00	0.00	0.00	0.00
	Subtotal	158.00	158.00	0.00	0.00	0.00	0.00	0.00	0.00	0.00	0.00	158.00
POWER EQUIPMENT OPERATOR (HEAVY AND HIGHWAY CONSTRUCTION)	Journey	75.50	59.50	0.00	0.00	0.00	0.00	16.00	0.00	0.00	0.00	75.50
	Apprentice	0.00	0.00	0.00	0.00	0.00	0.00	0.00	0.00	0.00	0.00	0.00
	A/J Ratio	0.00	0.00	0.00	0.00	0.00	0.00	0.00	0.00	0.00	0.00	0.00
	New Hire	0.00	0.00	0.00	0.00	0.00	0.00	0.00	0.00	0.00	0.00	0.00
	Subtotal	75.50	59.50	0.00	0.00	0.00	0.00	16.00	0.00	0.00	0.00	75.50
Total for Contractor	Journey	2,280.00	1,445.50	281.00	537.50	0.00	0.00	16.00	0.00	0.00	0.00	2,280.00
	Apprentice	1,316.50	566.00	750.50	0.00	0.00	0.00	0.00	0.00	287.50	0.00	1,029.00
	A/J Ratio	0.68	0.39	2.67	0.00	0.00	0.00	0.00	0.00	0.00	0.00	0.45
	New Hire	0.00	0.00	0.00	0.00	0.00	0.00	0.00	0.00	0.00	0.00	0.00
	Subtotal	3,596.50	2,011.50	1,031.50	537.50	0.00	0.00	16.00	0.00	287.50	0.00	3,309.00
<b>Illinois Central Sweeping Service</b>												
TRUCK DRIVER (HEAVY AND HIGHWAY)	Journey	338.25	338.25	0.00	0.00	0.00	0.00	0.00	0.00	0.00	0.00	338.25
	Apprentice	0.00	0.00	0.00	0.00	0.00	0.00	0.00	0.00	0.00	0.00	0.00
	A/J Ratio	0.00	0.00	0.00	0.00	0.00	0.00	0.00	0.00	0.00	0.00	0.00
	New Hire	0.00	0.00	0.00	0.00	0.00	0.00	0.00	0.00	0.00	0.00	0.00
	Subtotal	338.25	338.25	0.00	0.00	0.00	0.00	0.00	0.00	0.00	0.00	338.25
Total for Contractor	Journey	338.25	338.25	0.00	0.00	0.00	0.00	0.00	0.00	0.00	0.00	338.25
	Apprentice	0.00	0.00	0.00	0.00	0.00	0.00	0.00	0.00	0.00	0.00	0.00
	A/J Ratio	0.00	0.00	0.00	0.00	0.00	0.00	0.00	0.00	0.00	0.00	0.00
	New Hire	0.00	0.00	0.00	0.00	0.00	0.00	0.00	0.00	0.00	0.00	0.00
	Subtotal	338.25	338.25	0.00	0.00	0.00	0.00	0.00	0.00	0.00	0.00	338.25

**K-Five Construction Corporation**

Project Name: 43325 - RUNWAY 10L-28R REHABILITATION FOR O'HARE (K- Five Construction Co./Plote Construction Inc., J.V.)  
 Project Code: 43325

Construction Trade	Hours Worked											Total Male
	Craft Level	Total Employee	Caucasian	African American	Hispanic	Asian	Native American	Other	Not Specified	Total Female	Total	
LABORER (HEAVY and HIGHWAY)	Journey	4,900.50	3,133.00	264.50	1,503.00	0.00	0.00	0.00	0.00	0.00	490.50	4,410.00
	Apprentice	0.00	0.00	0.00	0.00	0.00	0.00	0.00	0.00	0.00	0.00	0.00
	A/J Ratio	0.00	0.00	0.00	0.00	0.00	0.00	0.00	0.00	0.00	0.00	0.00
	New Hire	0.00	0.00	0.00	0.00	0.00	0.00	0.00	0.00	0.00	0.00	0.00
	Subtotal	4,900.50	3,133.00	264.50	1,503.00	0.00	0.00	0.00	0.00	0.00	490.50	4,410.00
LABORER (TUNNEL AND SEWER)	Journey	296.50	296.50	0.00	0.00	0.00	0.00	0.00	0.00	0.00	0.00	296.50
	Apprentice	0.00	0.00	0.00	0.00	0.00	0.00	0.00	0.00	0.00	0.00	0.00
	A/J Ratio	0.00	0.00	0.00	0.00	0.00	0.00	0.00	0.00	0.00	0.00	0.00
	New Hire	0.00	0.00	0.00	0.00	0.00	0.00	0.00	0.00	0.00	0.00	0.00
	Subtotal	296.50	296.50	0.00	0.00	0.00	0.00	0.00	0.00	0.00	0.00	296.50
OPERATING ENGINEER APPRENTICE (FIRST HALF OF THIRD YEAR)	Journey	0.00	0.00	0.00	0.00	0.00	0.00	0.00	0.00	0.00	0.00	0.00
	Apprentice	238.50	238.50	0.00	0.00	0.00	0.00	0.00	0.00	0.00	0.00	238.50
	A/J Ratio	0.00	0.00	0.00	0.00	0.00	0.00	0.00	0.00	0.00	0.00	0.00
	New Hire	0.00	0.00	0.00	0.00	0.00	0.00	0.00	0.00	0.00	0.00	0.00
	Subtotal	238.50	238.50	0.00	0.00	0.00	0.00	0.00	0.00	0.00	0.00	238.50
POWER EQUIPMENT OPERATOR (BUILDING AND RESIDENTIAL CONSTRUCTION)	Journey	125.50	125.50	0.00	0.00	0.00	0.00	0.00	0.00	0.00	0.00	125.50
	Apprentice	0.00	0.00	0.00	0.00	0.00	0.00	0.00	0.00	0.00	0.00	0.00
	A/J Ratio	0.00	0.00	0.00	0.00	0.00	0.00	0.00	0.00	0.00	0.00	0.00
	New Hire	0.00	0.00	0.00	0.00	0.00	0.00	0.00	0.00	0.00	0.00	0.00
	Subtotal	125.50	125.50	0.00	0.00	0.00	0.00	0.00	0.00	0.00	0.00	125.50
POWER EQUIPMENT OPERATOR (HEAVY AND HIGHWAY CONSTRUCTION)	Journey	2,599.00	2,027.00	105.00	467.00	0.00	0.00	0.00	0.00	0.00	258.50	2,340.50
	Apprentice	0.00	0.00	0.00	0.00	0.00	0.00	0.00	0.00	0.00	0.00	0.00
	A/J Ratio	0.00	0.00	0.00	0.00	0.00	0.00	0.00	0.00	0.00	0.00	0.00
	New Hire	0.00	0.00	0.00	0.00	0.00	0.00	0.00	0.00	0.00	0.00	0.00
	Subtotal	2,599.00	2,027.00	105.00	467.00	0.00	0.00	0.00	0.00	0.00	258.50	2,340.50
TRUCK DRIVER (HEAVY AND HIGHWAY)	Journey	154.00	141.25	12.75	0.00	0.00	0.00	0.00	0.00	0.00	113.00	41.00
	Apprentice	0.00	0.00	0.00	0.00	0.00	0.00	0.00	0.00	0.00	0.00	0.00
	A/J Ratio	0.00	0.00	0.00	0.00	0.00	0.00	0.00	0.00	0.00	0.00	0.00
	New Hire	0.00	0.00	0.00	0.00	0.00	0.00	0.00	0.00	0.00	0.00	0.00
	Subtotal	154.00	141.25	12.75	0.00	0.00	0.00	0.00	0.00	0.00	113.00	41.00

Project Name: 43325 - RUNWAY 10L-28R REHABILITATION FOR O'HARE (K- Five Construction Co./Plote Construction Inc., J.V.)  
 Project Code: 43325

Construction Trade	Hours Worked											Total Male
	Craft Level	Total Employee	Caucasian	African American	Hispanic	Asian	Native American	Other	Not Specified	Total Female	Total	
Total for Contractor	Journey	8,075.50	5,723.25	382.25	1,970.00	0.00	0.00	0.00	0.00	0.00	862.00	7,213.50
	Apprentice	238.50	238.50	0.00	0.00	0.00	0.00	0.00	0.00	0.00	0.00	238.50
	A/J Ratio	0.03	0.04	0.00	0.00	0.00	0.00	0.00	0.00	0.00	0.00	0.03
	New Hire	0.00	0.00	0.00	0.00	0.00	0.00	0.00	0.00	0.00	0.00	0.00
	Subtotal	8,314.00	5,961.75	382.25	1,970.00	0.00	0.00	0.00	0.00	0.00	862.00	7,452.00
<b>MBM Enterprises</b>												
LABORER (HEAVY and HIGHWAY)	Journey	1,131.00	0.00	862.50	268.50	0.00	0.00	0.00	0.00	0.00	549.50	581.50
	Apprentice	0.00	0.00	0.00	0.00	0.00	0.00	0.00	0.00	0.00	0.00	0.00
	A/J Ratio	0.00	0.00	0.00	0.00	0.00	0.00	0.00	0.00	0.00	0.00	0.00
	New Hire	0.00	0.00	0.00	0.00	0.00	0.00	0.00	0.00	0.00	0.00	0.00
	Subtotal	1,131.00	0.00	862.50	268.50	0.00	0.00	0.00	0.00	0.00	549.50	581.50
Total for Contractor	Journey	1,131.00	0.00	862.50	268.50	0.00	0.00	0.00	0.00	0.00	549.50	581.50
	Apprentice	0.00	0.00	0.00	0.00	0.00	0.00	0.00	0.00	0.00	0.00	0.00
	A/J Ratio	0.00	0.00	0.00	0.00	0.00	0.00	0.00	0.00	0.00	0.00	0.00
	New Hire	0.00	0.00	0.00	0.00	0.00	0.00	0.00	0.00	0.00	0.00	0.00
	Subtotal	1,131.00	0.00	862.50	268.50	0.00	0.00	0.00	0.00	0.00	549.50	581.50
<b>METROMEX CONTRACTORS, INC.</b>												
LABORER (HEAVY and HIGHWAY)	Journey	1,348.00	12.00	320.50	1,015.50	0.00	0.00	0.00	0.00	0.00	10.00	1,338.00
	Apprentice	0.00	0.00	0.00	0.00	0.00	0.00	0.00	0.00	0.00	0.00	0.00
	A/J Ratio	0.00	0.00	0.00	0.00	0.00	0.00	0.00	0.00	0.00	0.00	0.00
	New Hire	0.00	0.00	0.00	0.00	0.00	0.00	0.00	0.00	0.00	0.00	0.00
	Subtotal	1,348.00	12.00	320.50	1,015.50	0.00	0.00	0.00	0.00	0.00	10.00	1,338.00
POWER EQUIPMENT OPERATOR (HEAVY AND HIGHWAY CONSTRUCTION)	Journey	544.50	320.00	147.50	8.00	0.00	0.00	0.00	0.00	69.00	0.00	544.50
	Apprentice	0.00	0.00	0.00	0.00	0.00	0.00	0.00	0.00	0.00	0.00	0.00
	A/J Ratio	0.00	0.00	0.00	0.00	0.00	0.00	0.00	0.00	0.00	0.00	0.00
	New Hire	0.00	0.00	0.00	0.00	0.00	0.00	0.00	0.00	0.00	0.00	0.00
	Subtotal	544.50	320.00	147.50	8.00	0.00	0.00	0.00	0.00	69.00	0.00	544.50

Project Name: 43325 - RUNWAY 10L-28R REHABILITATION FOR O'HARE (K- Five Construction Co./Piole Construction Inc., J.V.)  
 Project Code: 43325

Construction Trade	Craft Level	Hours Worked										Total Female	Total Male
		Total Employee	Caucasian	African American	Hispanic	Asian	Native American	Other	Not Specified	Total Female	Total Male		
TRUCK DRIVER (HEAVY AND HIGHWAY)	Journey	20.00	0.00	0.00	20.00	0.00	0.00	0.00	0.00	0.00	0.00	0.00	20.00
	Apprentice	0.00	0.00	0.00	0.00	0.00	0.00	0.00	0.00	0.00	0.00	0.00	0.00
	A/J Ratio	0.00	0.00	0.00	0.00	0.00	0.00	0.00	0.00	0.00	0.00	0.00	0.00
	New Hire	0.00	0.00	0.00	0.00	0.00	0.00	0.00	0.00	0.00	0.00	0.00	0.00
	Subtotal	20.00	0.00	0.00	20.00	0.00	0.00	0.00	0.00	0.00	0.00	0.00	20.00
Total for Contractor	Journey	1,912.50	332.00	468.00	1,043.50	0.00	0.00	0.00	0.00	0.00	69.00	10.00	1,902.50
	Apprentice	0.00	0.00	0.00	0.00	0.00	0.00	0.00	0.00	0.00	0.00	0.00	0.00
	A/J Ratio	0.00	0.00	0.00	0.00	0.00	0.00	0.00	0.00	0.00	0.00	0.00	0.00
	New Hire	0.00	0.00	0.00	0.00	0.00	0.00	0.00	0.00	0.00	0.00	0.00	0.00
	Subtotal	1,912.50	332.00	468.00	1,043.50	0.00	0.00	0.00	0.00	0.00	69.00	10.00	1,902.50
<b>NATURAL CREATIONS LANDSCAPING INC.</b>													
LABORER - HEAVY CONSTRUCTION (LANDSCAPE WORK)	Journey	459.00	0.00	0.00	459.00	0.00	0.00	0.00	0.00	0.00	0.00	0.00	459.00
	Apprentice	0.00	0.00	0.00	0.00	0.00	0.00	0.00	0.00	0.00	0.00	0.00	0.00
	A/J Ratio	0.00	0.00	0.00	0.00	0.00	0.00	0.00	0.00	0.00	0.00	0.00	0.00
	New Hire	0.00	0.00	0.00	0.00	0.00	0.00	0.00	0.00	0.00	0.00	0.00	0.00
	Subtotal	459.00	0.00	0.00	459.00	0.00	0.00	0.00	0.00	0.00	0.00	0.00	459.00
OPERATORS	Journey	42.50	0.00	0.00	42.50	0.00	0.00	0.00	0.00	0.00	0.00	0.00	42.50
	Apprentice	0.00	0.00	0.00	0.00	0.00	0.00	0.00	0.00	0.00	0.00	0.00	0.00
	A/J Ratio	0.00	0.00	0.00	0.00	0.00	0.00	0.00	0.00	0.00	0.00	0.00	0.00
	New Hire	0.00	0.00	0.00	0.00	0.00	0.00	0.00	0.00	0.00	0.00	0.00	0.00
	Subtotal	42.50	0.00	0.00	42.50	0.00	0.00	0.00	0.00	0.00	0.00	0.00	42.50
Total for Contractor	Journey	501.50	0.00	0.00	501.50	0.00	0.00	0.00	0.00	0.00	0.00	0.00	501.50
	Apprentice	0.00	0.00	0.00	0.00	0.00	0.00	0.00	0.00	0.00	0.00	0.00	0.00
	A/J Ratio	0.00	0.00	0.00	0.00	0.00	0.00	0.00	0.00	0.00	0.00	0.00	0.00
	New Hire	0.00	0.00	0.00	0.00	0.00	0.00	0.00	0.00	0.00	0.00	0.00	0.00
	Subtotal	501.50	0.00	0.00	501.50	0.00	0.00	0.00	0.00	0.00	0.00	0.00	501.50
<b>NORTHWEST GENERAL CONTRACTORS, INC</b>													



Project Name: 43325 - RUNWAY 10L-28R REHABILITATION FOR O'HARE (K- Five Construction Co./Plote Construction Inc., J.V.)  
 Project Code: 43325

Construction Trade	Craft Level	Hours Worked											Total Male	
		Total Employee	Caucasian	African American	Hispanic	Asian	Native American	Other	Not Specified	Total Female				
LABORER (HEAVY and HIGHWAY)	Journey	391.00	216.00	0.00	110.00	65.00	0.00	0.00	0.00	0.00	0.00	0.00	0.00	391.00
	Apprentice	0.00	0.00	0.00	0.00	0.00	0.00	0.00	0.00	0.00	0.00	0.00	0.00	0.00
	A/J Ratio	0.00	0.00	0.00	0.00	0.00	0.00	0.00	0.00	0.00	0.00	0.00	0.00	0.00
	New Hire	0.00	0.00	0.00	0.00	0.00	0.00	0.00	0.00	0.00	0.00	0.00	0.00	0.00
	Subtotal	391.00	216.00	0.00	110.00	65.00	0.00	0.00	0.00	0.00	0.00	0.00	0.00	391.00
POWER EQUIPMENT OPERATOR (HEAVY AND HIGHWAY CONSTRUCTION)	Journey	307.00	16.00	77.50	213.50	0.00	0.00	0.00	0.00	0.00	0.00	0.00	0.00	307.00
	Apprentice	0.00	0.00	0.00	0.00	0.00	0.00	0.00	0.00	0.00	0.00	0.00	0.00	0.00
	A/J Ratio	0.00	0.00	0.00	0.00	0.00	0.00	0.00	0.00	0.00	0.00	0.00	0.00	0.00
	New Hire	0.00	0.00	0.00	0.00	0.00	0.00	0.00	0.00	0.00	0.00	0.00	0.00	0.00
	Subtotal	307.00	16.00	77.50	213.50	0.00	0.00	0.00	0.00	0.00	0.00	0.00	0.00	307.00
Total for Contractor	Journey	698.00	232.00	77.50	323.50	65.00	0.00	0.00	0.00	0.00	0.00	0.00	0.00	698.00
	Apprentice	0.00	0.00	0.00	0.00	0.00	0.00	0.00	0.00	0.00	0.00	0.00	0.00	0.00
	A/J Ratio	0.00	0.00	0.00	0.00	0.00	0.00	0.00	0.00	0.00	0.00	0.00	0.00	0.00
	New Hire	0.00	0.00	0.00	0.00	0.00	0.00	0.00	0.00	0.00	0.00	0.00	0.00	0.00
	Subtotal	698.00	232.00	77.50	323.50	65.00	0.00	0.00	0.00	0.00	0.00	0.00	0.00	698.00
<b>Plote Construction Inc</b>														
LABORER - HEAVY CONSTRUCTION (LANDSCAPE WORK)	Journey	48.50	48.50	0.00	0.00	0.00	0.00	0.00	0.00	0.00	0.00	0.00	0.00	48.50
	Apprentice	0.00	0.00	0.00	0.00	0.00	0.00	0.00	0.00	0.00	0.00	0.00	0.00	0.00
	A/J Ratio	0.00	0.00	0.00	0.00	0.00	0.00	0.00	0.00	0.00	0.00	0.00	0.00	0.00
	New Hire	0.00	0.00	0.00	0.00	0.00	0.00	0.00	0.00	0.00	0.00	0.00	0.00	0.00
	Subtotal	48.50	48.50	0.00	0.00	0.00	0.00	0.00	0.00	0.00	0.00	0.00	0.00	48.50
LABORER (HEAVY and HIGHWAY)	Journey	2,710.50	1,122.50	94.00	1,494.00	0.00	0.00	0.00	0.00	0.00	0.00	0.00	0.00	2,710.50
	Apprentice	0.00	0.00	0.00	0.00	0.00	0.00	0.00	0.00	0.00	0.00	0.00	0.00	0.00
	A/J Ratio	0.00	0.00	0.00	0.00	0.00	0.00	0.00	0.00	0.00	0.00	0.00	0.00	0.00
	New Hire	0.00	0.00	0.00	0.00	0.00	0.00	0.00	0.00	0.00	0.00	0.00	0.00	0.00
	Subtotal	2,710.50	1,122.50	94.00	1,494.00	0.00	0.00	0.00	0.00	0.00	0.00	0.00	0.00	2,710.50
MATERIAL TESTER I	Journey	236.00	0.00	0.00	236.00	0.00	0.00	0.00	0.00	0.00	0.00	0.00	0.00	236.00
	Apprentice	0.00	0.00	0.00	0.00	0.00	0.00	0.00	0.00	0.00	0.00	0.00	0.00	0.00
	A/J Ratio	0.00	0.00	0.00	0.00	0.00	0.00	0.00	0.00	0.00	0.00	0.00	0.00	0.00
	New Hire	0.00	0.00	0.00	0.00	0.00	0.00	0.00	0.00	0.00	0.00	0.00	0.00	0.00
	Subtotal	236.00	0.00	0.00	236.00	0.00	0.00	0.00	0.00	0.00	0.00	0.00	0.00	236.00

Project Name: 43325 - RUNWAY 10L-28R REHABILITATION FOR O'HARE (K- Five Construction Co./Plote Construction Inc., J.V.)  
 Project Code: 43325

Construction Trade	Craft Level	Hours Worked										Total Male	
		Total Employee	Caucasian	African American	Hispanic	Asian	Native American	Other	Not Specified	Total Female			
MATERIAL TESTER II	Journey	199.50	158.50	0.00	0.00	0.00	0.00	0.00	0.00	0.00	41.00	0.00	199.50
	Apprentice	0.00	0.00	0.00	0.00	0.00	0.00	0.00	0.00	0.00	0.00	0.00	0.00
	A/J Ratio	0.00	0.00	0.00	0.00	0.00	0.00	0.00	0.00	0.00	0.00	0.00	0.00
	New Hire	0.00	0.00	0.00	0.00	0.00	0.00	0.00	0.00	0.00	0.00	0.00	0.00
	Subtotal	199.50	158.50	0.00	0.00	0.00	0.00	0.00	0.00	0.00	41.00	0.00	199.50
OPERATING ENGINEER APPRENTICE (SECOND YEAR)	Journey	0.00	0.00	0.00	0.00	0.00	0.00	0.00	0.00	0.00	0.00	0.00	0.00
	Apprentice	181.50	0.00	0.00	0.00	0.00	0.00	0.00	0.00	0.00	181.50	0.00	181.50
	A/J Ratio	0.00	0.00	0.00	0.00	0.00	0.00	0.00	0.00	0.00	0.00	0.00	0.00
	New Hire	0.00	0.00	0.00	0.00	0.00	0.00	0.00	0.00	0.00	0.00	0.00	0.00
	Subtotal	181.50	0.00	0.00	0.00	0.00	0.00	0.00	0.00	0.00	181.50	0.00	181.50
POWER EQUIPMENT OPERATOR (HEAVY AND HIGHWAY CONSTRUCTION)	Journey	1,933.00	1,349.00	0.00	0.00	0.00	0.00	0.00	0.00	0.00	584.00	277.50	1,655.50
	Apprentice	0.00	0.00	0.00	0.00	0.00	0.00	0.00	0.00	0.00	0.00	0.00	0.00
	A/J Ratio	0.00	0.00	0.00	0.00	0.00	0.00	0.00	0.00	0.00	0.00	0.00	0.00
	New Hire	0.00	0.00	0.00	0.00	0.00	0.00	0.00	0.00	0.00	0.00	0.00	0.00
	Subtotal	1,933.00	1,349.00	0.00	0.00	0.00	0.00	0.00	0.00	0.00	584.00	277.50	1,655.50
TRUCK DRIVER (HEAVY AND HIGHWAY)	Journey	981.50	720.00	9.50	252.00	0.00	0.00	0.00	0.00	0.00	0.00	329.50	652.00
	Apprentice	0.00	0.00	0.00	0.00	0.00	0.00	0.00	0.00	0.00	0.00	0.00	0.00
	A/J Ratio	0.00	0.00	0.00	0.00	0.00	0.00	0.00	0.00	0.00	0.00	0.00	0.00
	New Hire	0.00	0.00	0.00	0.00	0.00	0.00	0.00	0.00	0.00	0.00	0.00	0.00
	Subtotal	981.50	720.00	9.50	252.00	0.00	0.00	0.00	0.00	0.00	0.00	329.50	652.00
Total for Contractor	Journey	6,109.00	3,398.50	103.50	1,982.00	0.00	0.00	0.00	0.00	0.00	625.00	607.00	5,502.00
	Apprentice	181.50	0.00	0.00	0.00	0.00	0.00	0.00	0.00	0.00	181.50	0.00	181.50
	A/J Ratio	0.03	0.00	0.00	0.00	0.00	0.00	0.00	0.00	0.00	0.29	0.00	0.03
	New Hire	0.00	0.00	0.00	0.00	0.00	0.00	0.00	0.00	0.00	0.00	0.00	0.00
	Subtotal	6,290.50	3,398.50	103.50	1,982.00	0.00	0.00	0.00	0.00	0.00	806.50	607.00	5,683.50
<b>Preform Traffic Control Systems Ltd</b>													
Industrial Painter Apprentice 70%	Journey	0.00	0.00	0.00	0.00	0.00	0.00	0.00	0.00	0.00	0.00	0.00	0.00
	Apprentice	15.25	15.25	0.00	0.00	0.00	0.00	0.00	0.00	0.00	0.00	0.00	15.25
	A/J Ratio	0.00	0.00	0.00	0.00	0.00	0.00	0.00	0.00	0.00	0.00	0.00	0.00
	New Hire	0.00	0.00	0.00	0.00	0.00	0.00	0.00	0.00	0.00	0.00	0.00	0.00
	Subtotal	15.25	15.25	0.00	0.00	0.00	0.00	0.00	0.00	0.00	0.00	0.00	15.25

Project Name: 43325 - RUNWAY 10L-28R REHABILITATION FOR O'HARE (K-Five Construction Co./Pote Construction Inc., J.V.)  
 Project Code: 43325

Construction Trade	Hours Worked											Total Male
	Craft Level	Total Employee	Caucasian	African American	Hispanic	Asian	Native American	Other	Not Specified	Total Female	Total	
Industrial Painter Apprentice 80%	Journey	0.00	0.00	0.00	0.00	0.00	0.00	0.00	0.00	0.00	0.00	0.00
	Apprentice	17.25	0.00	0.00	0.00	0.00	0.00	17.25	0.00	0.00	0.00	17.25
	A/J Ratio	0.00	0.00	0.00	0.00	0.00	0.00	0.00	0.00	0.00	0.00	0.00
	New Hire	0.00	0.00	0.00	0.00	0.00	0.00	0.00	0.00	0.00	0.00	0.00
	Subtotal	17.25	0.00	0.00	0.00	0.00	0.00	17.25	0.00	0.00	0.00	17.25
PAINTER	Journey	540.50	224.75	5.50	310.25	0.00	0.00	0.00	0.00	0.00	5.50	535.00
	Apprentice	0.00	0.00	0.00	0.00	0.00	0.00	0.00	0.00	0.00	0.00	0.00
	A/J Ratio	0.00	0.00	0.00	0.00	0.00	0.00	0.00	0.00	0.00	0.00	0.00
	New Hire	0.00	0.00	0.00	0.00	0.00	0.00	0.00	0.00	0.00	0.00	0.00
	Subtotal	540.50	224.75	5.50	310.25	0.00	0.00	0.00	0.00	0.00	5.50	535.00
Total for Contractor	Journey	540.50	224.75	5.50	310.25	0.00	0.00	0.00	0.00	0.00	5.50	535.00
	Apprentice	32.50	15.25	0.00	0.00	0.00	0.00	17.25	0.00	0.00	0.00	32.50
	A/J Ratio	0.06	0.07	0.00	0.00	0.00	0.00	0.00	0.00	0.00	0.00	0.06
	New Hire	0.00	0.00	0.00	0.00	0.00	0.00	0.00	0.00	0.00	0.00	0.00
	Subtotal	573.00	240.00	5.50	310.25	0.00	0.00	17.25	0.00	0.00	5.50	567.50
<b>SANCHEZ PAVING</b>												
LABORER (HEAVY and HIGHWAY)	Journey	65.00	65.00	0.00	0.00	0.00	0.00	0.00	0.00	0.00	0.00	65.00
	Apprentice	0.00	0.00	0.00	0.00	0.00	0.00	0.00	0.00	0.00	0.00	0.00
	A/J Ratio	0.00	0.00	0.00	0.00	0.00	0.00	0.00	0.00	0.00	0.00	0.00
	New Hire	0.00	0.00	0.00	0.00	0.00	0.00	0.00	0.00	0.00	0.00	0.00
	Subtotal	65.00	65.00	0.00	0.00	0.00	0.00	0.00	0.00	0.00	0.00	65.00
Total for Contractor	Journey	65.00	65.00	0.00	0.00	0.00	0.00	0.00	0.00	0.00	0.00	65.00
	Apprentice	0.00	0.00	0.00	0.00	0.00	0.00	0.00	0.00	0.00	0.00	0.00
	A/J Ratio	0.00	0.00	0.00	0.00	0.00	0.00	0.00	0.00	0.00	0.00	0.00
	New Hire	0.00	0.00	0.00	0.00	0.00	0.00	0.00	0.00	0.00	0.00	0.00
	Subtotal	65.00	65.00	0.00	0.00	0.00	0.00	0.00	0.00	0.00	0.00	65.00
<b>Sanchez Paving 02</b>												

Project Name: 43325 - RUNWAY 10L-28R REHABILITATION FOR OHARE (K- Five Construction Co./Plote Construction Inc., J.V.)  
 Project Code: 43325

Construction Trade	Craft Level	Hours Worked										Total Male	
		Total Employee	Caucasian	African American	Hispanic	Asian	Native American	Other	Not Specified	Total Female			
LABORER (HEAVY and HIGHWAY)	Journey	158.00	158.00	0.00	0.00	0.00	0.00	0.00	0.00	0.00	0.00	0.00	158.00
	Apprentice	0.00	0.00	0.00	0.00	0.00	0.00	0.00	0.00	0.00	0.00	0.00	0.00
	A/J Ratio	0.00	0.00	0.00	0.00	0.00	0.00	0.00	0.00	0.00	0.00	0.00	0.00
	New Hire	0.00	0.00	0.00	0.00	0.00	0.00	0.00	0.00	0.00	0.00	0.00	0.00
	Subtotal	158.00	158.00	0.00	0.00	0.00	0.00	0.00	0.00	0.00	0.00	0.00	158.00
Total for Contractor	Journey	158.00	158.00	0.00	0.00	0.00	0.00	0.00	0.00	0.00	0.00	0.00	158.00
	Apprentice	0.00	0.00	0.00	0.00	0.00	0.00	0.00	0.00	0.00	0.00	0.00	0.00
	A/J Ratio	0.00	0.00	0.00	0.00	0.00	0.00	0.00	0.00	0.00	0.00	0.00	0.00
	New Hire	0.00	0.00	0.00	0.00	0.00	0.00	0.00	0.00	0.00	0.00	0.00	0.00
	Subtotal	158.00	158.00	0.00	0.00	0.00	0.00	0.00	0.00	0.00	0.00	0.00	158.00
<b>Traffic Control &amp; Protection, Inc</b>													
TRAFFIC CONTROL DEVICE MONITOR	Journey	4.00	4.00	0.00	0.00	0.00	0.00	0.00	0.00	0.00	0.00	0.00	4.00
	Apprentice	0.00	0.00	0.00	0.00	0.00	0.00	0.00	0.00	0.00	0.00	0.00	0.00
	A/J Ratio	0.00	0.00	0.00	0.00	0.00	0.00	0.00	0.00	0.00	0.00	0.00	0.00
	New Hire	0.00	0.00	0.00	0.00	0.00	0.00	0.00	0.00	0.00	0.00	0.00	0.00
	Subtotal	4.00	4.00	0.00	0.00	0.00	0.00	0.00	0.00	0.00	0.00	0.00	4.00
Total for Contractor	Journey	4.00	4.00	0.00	0.00	0.00	0.00	0.00	0.00	0.00	0.00	0.00	4.00
	Apprentice	0.00	0.00	0.00	0.00	0.00	0.00	0.00	0.00	0.00	0.00	0.00	0.00
	A/J Ratio	0.00	0.00	0.00	0.00	0.00	0.00	0.00	0.00	0.00	0.00	0.00	0.00
	New Hire	0.00	0.00	0.00	0.00	0.00	0.00	0.00	0.00	0.00	0.00	0.00	0.00
	Subtotal	4.00	4.00	0.00	0.00	0.00	0.00	0.00	0.00	0.00	0.00	0.00	4.00
Total Journey Hours		26,747.75	15,888.75	2,504.25	7,579.75	65.00	16.00	0.00	0.00	0.00	694.00	2,157.00	24,590.75
Total Apprentice Hours		2,612.50	1,663.25	750.50	0.00	0.00	0.00	17.25	181.50	287.50	0.00	0.00	2,325.00
Total New Hire Hours		0.00	0.00	0.00	0.00	0.00	0.00	0.00	0.00	0.00	0.00	0.00	0.00
Grand Total Hours		29,360.25	17,552.00	3,254.75	7,579.75	65.00	16.00	17.25	875.50	2,444.50	0.00	0.00	26,915.75

End of data for project: 43325 - RUNWAY 10L-28R REHABILITATION FOR OHARE (K- Five Construction Co./Plote Construction Inc., J.V.)

Project Name: 47187 - AIRPORT MAINTENANCE COMPLEX EXPANSION - O'HARE INTERNATIONAL AIRPORT  
 Project Code: 47187

Construction Trade	Craft Level	Hours Worked										Total Male	
		Total Employee	Caucasian	African American	Hispanic	Asian	Native American	Other	Not Specified	Total Female			
LABORER (HEAVY and HIGHWAY)	Journey	936.00	609.50	56.00	270.50	0.00	0.00	0.00	0.00	0.00	0.00	0.00	936.00
	Apprentice	0.00	0.00	0.00	0.00	0.00	0.00	0.00	0.00	0.00	0.00	0.00	0.00
	A/J Ratio	0.00	0.00	0.00	0.00	0.00	0.00	0.00	0.00	0.00	0.00	0.00	0.00
	New Hire	0.00	0.00	0.00	0.00	0.00	0.00	0.00	0.00	0.00	0.00	0.00	0.00
	Subtotal	936.00	609.50	56.00	270.50	0.00	0.00	0.00	0.00	0.00	0.00	0.00	936.00
POWER EQUIPMENT OPERATOR (HEAVY AND HIGHWAY CONSTRUCTION)	Journey	619.00	619.00	0.00	0.00	0.00	0.00	0.00	0.00	0.00	0.00	0.00	619.00
	Apprentice	0.00	0.00	0.00	0.00	0.00	0.00	0.00	0.00	0.00	0.00	0.00	0.00
	A/J Ratio	0.00	0.00	0.00	0.00	0.00	0.00	0.00	0.00	0.00	0.00	0.00	0.00
	New Hire	0.00	0.00	0.00	0.00	0.00	0.00	0.00	0.00	0.00	0.00	0.00	0.00
	Subtotal	619.00	619.00	0.00	0.00	0.00	0.00	0.00	0.00	0.00	0.00	0.00	619.00
Total for Contractor	Journey	1,555.00	1,228.50	56.00	270.50	0.00	0.00	0.00	0.00	0.00	0.00	0.00	1,555.00
	Apprentice	0.00	0.00	0.00	0.00	0.00	0.00	0.00	0.00	0.00	0.00	0.00	0.00
	A/J Ratio	0.00	0.00	0.00	0.00	0.00	0.00	0.00	0.00	0.00	0.00	0.00	0.00
	New Hire	0.00	0.00	0.00	0.00	0.00	0.00	0.00	0.00	0.00	0.00	0.00	0.00
	Subtotal	1,555.00	1,228.50	56.00	270.50	0.00	0.00	0.00	0.00	0.00	0.00	0.00	1,555.00

**Anthony Roofing Tecta America, LLC.**

SHEET METAL WORKER	Journey	52.00	52.00	0.00	0.00	0.00	0.00	0.00	0.00	0.00	0.00	0.00	52.00
	Apprentice	0.00	0.00	0.00	0.00	0.00	0.00	0.00	0.00	0.00	0.00	0.00	0.00
	A/J Ratio	0.00	0.00	0.00	0.00	0.00	0.00	0.00	0.00	0.00	0.00	0.00	0.00
	New Hire	0.00	0.00	0.00	0.00	0.00	0.00	0.00	0.00	0.00	0.00	0.00	0.00
	Subtotal	52.00	52.00	0.00	0.00	0.00	0.00	0.00	0.00	0.00	0.00	0.00	52.00
Total for Contractor	Journey	52.00	52.00	0.00	0.00	0.00	0.00	0.00	0.00	0.00	0.00	0.00	52.00
	Apprentice	0.00	0.00	0.00	0.00	0.00	0.00	0.00	0.00	0.00	0.00	0.00	0.00
	A/J Ratio	0.00	0.00	0.00	0.00	0.00	0.00	0.00	0.00	0.00	0.00	0.00	0.00
	New Hire	0.00	0.00	0.00	0.00	0.00	0.00	0.00	0.00	0.00	0.00	0.00	0.00
	Subtotal	52.00	52.00	0.00	0.00	0.00	0.00	0.00	0.00	0.00	0.00	0.00	52.00

**Applied Communications Group**

Project Name: 47187 - AIRPORT MAINTENANCE COMPLEX EXPANSION - O'HARE INTERNATIONAL AIRPORT  
 Project Code: 47187

Construction Trade	Hours Worked										
	Craft Level	Total Employee	Caucasian	African American	Hispanic	Asian	Native American	Other	Not Specified	Total Female	Total Male
ELECTRICIAN APPRENTICE (PRINCIPAL AGREEMENT)	Journey	0.00	0.00	0.00	0.00	0.00	0.00	0.00	0.00	0.00	0.00
	Apprentice	32.00	0.00	32.00	0.00	0.00	0.00	0.00	0.00	0.00	32.00
	A/J Ratio	0.00	0.00	0.00	0.00	0.00	0.00	0.00	0.00	0.00	0.00
	New Hire	0.00	0.00	0.00	0.00	0.00	0.00	0.00	0.00	0.00	0.00
	Subtotal	32.00	0.00	32.00	0.00	0.00	0.00	0.00	0.00	0.00	32.00
MATERIAL TESTER I	Journey	2.00	2.00	0.00	0.00	0.00	0.00	0.00	0.00	0.00	2.00
	Apprentice	0.00	0.00	0.00	0.00	0.00	0.00	0.00	0.00	0.00	0.00
	A/J Ratio	0.00	0.00	0.00	0.00	0.00	0.00	0.00	0.00	0.00	0.00
	New Hire	0.00	0.00	0.00	0.00	0.00	0.00	0.00	0.00	0.00	0.00
	Subtotal	2.00	2.00	0.00	0.00	0.00	0.00	0.00	0.00	0.00	2.00
MATERIAL TESTER II	Journey	32.00	32.00	0.00	0.00	0.00	0.00	0.00	0.00	0.00	32.00
	Apprentice	0.00	0.00	0.00	0.00	0.00	0.00	0.00	0.00	0.00	0.00
	A/J Ratio	0.00	0.00	0.00	0.00	0.00	0.00	0.00	0.00	0.00	0.00
	New Hire	0.00	0.00	0.00	0.00	0.00	0.00	0.00	0.00	0.00	0.00
	Subtotal	32.00	32.00	0.00	0.00	0.00	0.00	0.00	0.00	0.00	32.00
Total for Contractor	Journey	34.00	34.00	0.00	0.00	0.00	0.00	0.00	0.00	0.00	34.00
	Apprentice	32.00	0.00	32.00	0.00	0.00	0.00	0.00	0.00	0.00	32.00
	A/J Ratio	0.94	0.00	0.00	0.00	0.00	0.00	0.00	0.00	0.00	0.94
	New Hire	0.00	0.00	0.00	0.00	0.00	0.00	0.00	0.00	0.00	0.00
	Subtotal	66.00	34.00	32.00	0.00	0.00	0.00	0.00	0.00	0.00	66.00
Broadway Electric, Inc.											
ALBAT Apprentices	Journey	0.00	0.00	0.00	0.00	0.00	0.00	0.00	0.00	0.00	0.00
	Apprentice	88.00	88.00	0.00	0.00	0.00	0.00	0.00	0.00	0.00	88.00
	A/J Ratio	0.00	0.00	0.00	0.00	0.00	0.00	0.00	0.00	0.00	0.00
	New Hire	0.00	0.00	0.00	0.00	0.00	0.00	0.00	0.00	0.00	0.00
	Subtotal	88.00	88.00	0.00	0.00	0.00	0.00	0.00	0.00	0.00	88.00
ELECTRICIAN	Journey	1,271.00	1,119.00	0.00	152.00	0.00	0.00	0.00	0.00	0.00	1,271.00
	Apprentice	0.00	0.00	0.00	0.00	0.00	0.00	0.00	0.00	0.00	0.00
	A/J Ratio	0.00	0.00	0.00	0.00	0.00	0.00	0.00	0.00	0.00	0.00
	New Hire	0.00	0.00	0.00	0.00	0.00	0.00	0.00	0.00	0.00	0.00
	Subtotal	1,271.00	1,119.00	0.00	152.00	0.00	0.00	0.00	0.00	0.00	1,271.00

Project Name: 47187 - AIRPORT MAINTENANCE COMPLEX EXPANSION - O'HARE INTERNATIONAL AIRPORT  
 Project Code: 47187

Construction Trade	Craft Level	Hours Worked										Total Male
		Total Employee	Caucasian	African American	Hispanic	Asian	Native American	Other	Not Specified	Total Female		
ELECTRICIAN APPRENTICE (PRINCIPAL AGREEMENT)	Journey	0.00	0.00	0.00	0.00	0.00	0.00	0.00	0.00	0.00	0.00	0.00
	Apprentice	811.50	0.00	0.00	811.50	0.00	0.00	0.00	0.00	0.00	0.00	811.50
	A/J Ratio	0.00	0.00	0.00	0.00	0.00	0.00	0.00	0.00	0.00	0.00	0.00
	New Hire	0.00	0.00	0.00	0.00	0.00	0.00	0.00	0.00	0.00	0.00	0.00
	Subtotal	811.50	0.00	0.00	811.50	0.00	0.00	0.00	0.00	0.00	0.00	811.50
Total for Contractor	Journey	1,271.00	1,119.00	0.00	152.00	0.00	0.00	0.00	0.00	0.00	0.00	1,271.00
	Apprentice	899.50	88.00	0.00	811.50	0.00	0.00	0.00	0.00	0.00	0.00	899.50
	A/J Ratio	0.71	0.08	0.00	5.34	0.00	0.00	0.00	0.00	0.00	0.00	0.71
	New Hire	0.00	0.00	0.00	0.00	0.00	0.00	0.00	0.00	0.00	0.00	0.00
	Subtotal	2,170.50	1,207.00	0.00	963.50	0.00	0.00	0.00	0.00	0.00	0.00	2,170.50
<b>Builders Chicago Corp.</b>												
MATERIAL TESTER I	Journey	346.00	264.00	0.00	82.00	0.00	0.00	0.00	0.00	0.00	0.00	346.00
	Apprentice	0.00	0.00	0.00	0.00	0.00	0.00	0.00	0.00	0.00	0.00	0.00
	A/J Ratio	0.00	0.00	0.00	0.00	0.00	0.00	0.00	0.00	0.00	0.00	0.00
	New Hire	0.00	0.00	0.00	0.00	0.00	0.00	0.00	0.00	0.00	0.00	0.00
	Subtotal	346.00	264.00	0.00	82.00	0.00	0.00	0.00	0.00	0.00	0.00	346.00
Total for Contractor	Journey	346.00	264.00	0.00	82.00	0.00	0.00	0.00	0.00	0.00	0.00	346.00
	Apprentice	0.00	0.00	0.00	0.00	0.00	0.00	0.00	0.00	0.00	0.00	0.00
	A/J Ratio	0.00	0.00	0.00	0.00	0.00	0.00	0.00	0.00	0.00	0.00	0.00
	New Hire	0.00	0.00	0.00	0.00	0.00	0.00	0.00	0.00	0.00	0.00	0.00
	Subtotal	346.00	264.00	0.00	82.00	0.00	0.00	0.00	0.00	0.00	0.00	346.00
<b>CLAUSEN STRUCTURES INC.</b>												
IRON WORKER APPRENTICE	Journey	0.00	0.00	0.00	0.00	0.00	0.00	0.00	0.00	0.00	0.00	0.00
	Apprentice	85.00	85.00	0.00	0.00	0.00	0.00	0.00	0.00	0.00	0.00	85.00
	A/J Ratio	0.00	0.00	0.00	0.00	0.00	0.00	0.00	0.00	0.00	0.00	0.00
	New Hire	0.00	0.00	0.00	0.00	0.00	0.00	0.00	0.00	0.00	0.00	0.00
	Subtotal	85.00	85.00	0.00	0.00	0.00	0.00	0.00	0.00	0.00	0.00	85.00

Project Name: 47187 - AIRPORT MAINTENANCE COMPLEX EXPANSION - O'HARE INTERNATIONAL AIRPORT

Project Code: 47187

Construction Trade	Hours Worked										
	Craft Level	Total Employee	Caucasian	African American	Hispanic	Asian	Native American	Other	Not Specified	Total Female	Total Male
IRONWORKER	Journey	150.00	150.00	0.00	0.00	0.00	0.00	0.00	0.00	0.00	150.00
	Apprentice	0.00	0.00	0.00	0.00	0.00	0.00	0.00	0.00	0.00	0.00
	A/J Ratio	0.00	0.00	0.00	0.00	0.00	0.00	0.00	0.00	0.00	0.00
	New Hire	0.00	0.00	0.00	0.00	0.00	0.00	0.00	0.00	0.00	0.00
	Subtotal	150.00	150.00	0.00	0.00	0.00	0.00	0.00	0.00	0.00	150.00
Total for Contractor	Journey	150.00	150.00	0.00	0.00	0.00	0.00	0.00	0.00	0.00	150.00
	Apprentice	85.00	85.00	0.00	0.00	0.00	0.00	0.00	0.00	0.00	85.00
	A/J Ratio	0.57	0.57	0.00	0.00	0.00	0.00	0.00	0.00	0.00	0.57
	New Hire	0.00	0.00	0.00	0.00	0.00	0.00	0.00	0.00	0.00	0.00
	Subtotal	235.00	235.00	0.00	0.00	0.00	0.00	0.00	0.00	0.00	235.00
<b>CLAUSEN STRUCTURES, INC.</b>											
IRON WORKER APPRENTICE	Journey	0.00	0.00	0.00	0.00	0.00	0.00	0.00	0.00	0.00	0.00
	Apprentice	1,471.00	983.00	288.00	8.00	192.00	0.00	0.00	0.00	192.00	1,279.00
	A/J Ratio	0.00	0.00	0.00	0.00	0.00	0.00	0.00	0.00	0.00	0.00
	New Hire	0.00	0.00	0.00	0.00	0.00	0.00	0.00	0.00	0.00	0.00
	Subtotal	1,471.00	983.00	288.00	8.00	192.00	0.00	0.00	0.00	192.00	1,279.00
IRONWORKER	Journey	2,605.50	2,243.00	23.00	339.50	0.00	0.00	0.00	0.00	134.00	2,471.50
	Apprentice	0.00	0.00	0.00	0.00	0.00	0.00	0.00	0.00	0.00	0.00
	A/J Ratio	0.00	0.00	0.00	0.00	0.00	0.00	0.00	0.00	0.00	0.00
	New Hire	0.00	0.00	0.00	0.00	0.00	0.00	0.00	0.00	0.00	0.00
	Subtotal	2,605.50	2,243.00	23.00	339.50	0.00	0.00	0.00	0.00	134.00	2,471.50
Total for Contractor	Journey	2,605.50	2,243.00	23.00	339.50	0.00	0.00	0.00	0.00	134.00	2,471.50
	Apprentice	1,471.00	983.00	288.00	8.00	192.00	0.00	0.00	0.00	192.00	1,279.00
	A/J Ratio	0.56	0.44	12.52	0.02	0.00	0.00	0.00	0.00	1.43	0.52
	New Hire	0.00	0.00	0.00	0.00	0.00	0.00	0.00	0.00	0.00	0.00
	Subtotal	4,076.50	3,226.00	311.00	347.50	192.00	0.00	0.00	0.00	326.00	3,750.50
<b>Continental Painting</b>											



Project Name: 47187 - AIRPORT MAINTENANCE COMPLEX EXPANSION - O'HARE INTERNATIONAL AIRPORT

Project Code: 47187

Construction Trade	Craft Level	Hours Worked										Total Male	
		Total Employee	Caucasian	African American	Hispanic	Asian	Native American	Other	Not Specified	Total Female			
PAINTER	Journey	116.00	12.00	0.00	104.00	0.00	0.00	0.00	0.00	0.00	0.00	0.00	116.00
	Apprentice	0.00	0.00	0.00	0.00	0.00	0.00	0.00	0.00	0.00	0.00	0.00	0.00
	A/J Ratio	0.00	0.00	0.00	0.00	0.00	0.00	0.00	0.00	0.00	0.00	0.00	0.00
	New Hire	0.00	0.00	0.00	0.00	0.00	0.00	0.00	0.00	0.00	0.00	0.00	0.00
	Subtotal	116.00	12.00	0.00	104.00	0.00	0.00	0.00	0.00	0.00	0.00	0.00	116.00
Total for Contractor	Journey	116.00	12.00	0.00	104.00	0.00	0.00	0.00	0.00	0.00	0.00	0.00	116.00
	Apprentice	0.00	0.00	0.00	0.00	0.00	0.00	0.00	0.00	0.00	0.00	0.00	0.00
	A/J Ratio	0.00	0.00	0.00	0.00	0.00	0.00	0.00	0.00	0.00	0.00	0.00	0.00
	New Hire	0.00	0.00	0.00	0.00	0.00	0.00	0.00	0.00	0.00	0.00	0.00	0.00
	Subtotal	116.00	12.00	0.00	104.00	0.00	0.00	0.00	0.00	0.00	0.00	0.00	116.00
<b>DeGraf Concrete Construction, Inc.</b>													
CARPENTER	Journey	747.00	60.00	0.00	687.00	0.00	0.00	0.00	0.00	0.00	0.00	0.00	747.00
	Apprentice	0.00	0.00	0.00	0.00	0.00	0.00	0.00	0.00	0.00	0.00	0.00	0.00
	A/J Ratio	0.00	0.00	0.00	0.00	0.00	0.00	0.00	0.00	0.00	0.00	0.00	0.00
	New Hire	0.00	0.00	0.00	0.00	0.00	0.00	0.00	0.00	0.00	0.00	0.00	0.00
	Subtotal	747.00	60.00	0.00	687.00	0.00	0.00	0.00	0.00	0.00	0.00	0.00	747.00
CEMENT MASON/CONCRETE FINISHER	Journey	2,013.00	663.50	317.50	1,032.00	0.00	0.00	0.00	0.00	0.00	0.00	130.50	1,882.50
	Apprentice	0.00	0.00	0.00	0.00	0.00	0.00	0.00	0.00	0.00	0.00	0.00	0.00
	A/J Ratio	0.00	0.00	0.00	0.00	0.00	0.00	0.00	0.00	0.00	0.00	0.00	0.00
	New Hire	0.00	0.00	0.00	0.00	0.00	0.00	0.00	0.00	0.00	0.00	0.00	0.00
	Subtotal	2,013.00	663.50	317.50	1,032.00	0.00	0.00	0.00	0.00	0.00	0.00	130.50	1,882.50
LABORER (BUILDING AND RESIDENTIAL)	Journey	3,890.00	250.50	258.50	3,381.00	0.00	0.00	0.00	0.00	0.00	0.00	206.00	3,684.00
	Apprentice	0.00	0.00	0.00	0.00	0.00	0.00	0.00	0.00	0.00	0.00	0.00	0.00
	A/J Ratio	0.00	0.00	0.00	0.00	0.00	0.00	0.00	0.00	0.00	0.00	0.00	0.00
	New Hire	0.00	0.00	0.00	0.00	0.00	0.00	0.00	0.00	0.00	0.00	0.00	0.00
	Subtotal	3,890.00	250.50	258.50	3,381.00	0.00	0.00	0.00	0.00	0.00	0.00	206.00	3,684.00

Project Name: 47187 - AIRPORT MAINTENANCE COMPLEX EXPANSION - O'HARE INTERNATIONAL AIRPORT

Project Code: 47187

Construction Trade	Craft Level	Hours Worked										Total Male
		Total Employee	Caucasian	African American	Hispanic	Asian	Native American	Other	Not Specified	Total Female		
Total for Contractor	Journey	6,650.00	974.00	576.00	5,100.00	0.00	0.00	0.00	0.00	0.00	336.50	6,313.50
	Apprentice	0.00	0.00	0.00	0.00	0.00	0.00	0.00	0.00	0.00	0.00	0.00
	A/J Ratio	0.00	0.00	0.00	0.00	0.00	0.00	0.00	0.00	0.00	0.00	0.00
	New Hire	0.00	0.00	0.00	0.00	0.00	0.00	0.00	0.00	0.00	0.00	0.00
	Subtotal	6,650.00	974.00	576.00	5,100.00	0.00	0.00	0.00	0.00	0.00	336.50	6,313.50
<b>DLZ INDUSTRIAL LLC</b>												
MATERIAL TESTER II	Journey	196.00	196.00	0.00	0.00	0.00	0.00	0.00	0.00	0.00	0.00	196.00
	Apprentice	0.00	0.00	0.00	0.00	0.00	0.00	0.00	0.00	0.00	0.00	0.00
	A/J Ratio	0.00	0.00	0.00	0.00	0.00	0.00	0.00	0.00	0.00	0.00	0.00
	New Hire	0.00	0.00	0.00	0.00	0.00	0.00	0.00	0.00	0.00	0.00	0.00
	Subtotal	196.00	196.00	0.00	0.00	0.00	0.00	0.00	0.00	0.00	0.00	196.00
Total for Contractor	Journey	196.00	196.00	0.00	0.00	0.00	0.00	0.00	0.00	0.00	0.00	196.00
	Apprentice	0.00	0.00	0.00	0.00	0.00	0.00	0.00	0.00	0.00	0.00	0.00
	A/J Ratio	0.00	0.00	0.00	0.00	0.00	0.00	0.00	0.00	0.00	0.00	0.00
	New Hire	0.00	0.00	0.00	0.00	0.00	0.00	0.00	0.00	0.00	0.00	0.00
	Subtotal	196.00	196.00	0.00	0.00	0.00	0.00	0.00	0.00	0.00	0.00	196.00
<b>FH PASCHEN, SNNIELSEN</b>												
CARPENTER	Journey	12.00	12.00	0.00	0.00	0.00	0.00	0.00	0.00	0.00	0.00	12.00
	Apprentice	0.00	0.00	0.00	0.00	0.00	0.00	0.00	0.00	0.00	0.00	0.00
	A/J Ratio	0.00	0.00	0.00	0.00	0.00	0.00	0.00	0.00	0.00	0.00	0.00
	New Hire	0.00	0.00	0.00	0.00	0.00	0.00	0.00	0.00	0.00	0.00	0.00
	Subtotal	12.00	12.00	0.00	0.00	0.00	0.00	0.00	0.00	0.00	0.00	12.00
LABORER (BUILDING and RESIDENTIAL)	Journey	137.00	68.00	27.00	0.00	0.00	0.00	0.00	42.00	0.00	0.00	137.00
	Apprentice	0.00	0.00	0.00	0.00	0.00	0.00	0.00	0.00	0.00	0.00	0.00
	A/J Ratio	0.00	0.00	0.00	0.00	0.00	0.00	0.00	0.00	0.00	0.00	0.00
	New Hire	0.00	0.00	0.00	0.00	0.00	0.00	0.00	0.00	0.00	0.00	0.00
	Subtotal	137.00	68.00	27.00	0.00	0.00	0.00	0.00	42.00	0.00	0.00	137.00

Project Name: 47187 - AIRPORT MAINTENANCE COMPLEX EXPANSION - OHARE INTERNATIONAL AIRPORT  
 Project Code: 47187

Construction Trade	Hours Worked											Total Male
	Craft Level	Total Employee	Caucasian	African American	Hispanic	Asian	Native American	Other	Not Specified	Total Female	Total	
OPERATING ENGINEER APPRENTICE (FIRST HALF OF THIRD YEAR)	Journey	0.00	0.00	0.00	0.00	0.00	0.00	0.00	0.00	0.00	0.00	0.00
	Apprentice	42.50	0.00	42.50	0.00	0.00	0.00	0.00	0.00	0.00	0.00	42.50
	A/J Ratio	0.00	0.00	0.00	0.00	0.00	0.00	0.00	0.00	0.00	0.00	0.00
	New Hire	0.00	0.00	0.00	0.00	0.00	0.00	0.00	0.00	0.00	0.00	0.00
	Subtotal	42.50	0.00	42.50	0.00	0.00	0.00	0.00	0.00	0.00	0.00	42.50
OPERATING ENGINEER APPRENTICE (SECOND YEAR)	Journey	0.00	0.00	0.00	0.00	0.00	0.00	0.00	0.00	0.00	0.00	0.00
	Apprentice	166.50	0.00	166.50	0.00	0.00	0.00	0.00	0.00	0.00	0.00	166.50
	A/J Ratio	0.00	0.00	0.00	0.00	0.00	0.00	0.00	0.00	0.00	0.00	0.00
	New Hire	0.00	0.00	0.00	0.00	0.00	0.00	0.00	0.00	0.00	0.00	0.00
	Subtotal	166.50	0.00	166.50	0.00	0.00	0.00	0.00	0.00	0.00	0.00	166.50
POWER EQUIPMENT OPERATOR (HEAVY AND HIGHWAY CONSTRUCTION)	Journey	28.00	28.00	0.00	0.00	0.00	0.00	0.00	0.00	0.00	0.00	28.00
	Apprentice	0.00	0.00	0.00	0.00	0.00	0.00	0.00	0.00	0.00	0.00	0.00
	A/J Ratio	0.00	0.00	0.00	0.00	0.00	0.00	0.00	0.00	0.00	0.00	0.00
	New Hire	0.00	0.00	0.00	0.00	0.00	0.00	0.00	0.00	0.00	0.00	0.00
	Subtotal	28.00	28.00	0.00	0.00	0.00	0.00	0.00	0.00	0.00	0.00	28.00
Total for Contractor	Journey	177.00	108.00	27.00	0.00	0.00	0.00	0.00	42.00	0.00	0.00	177.00
	Apprentice	209.00	0.00	209.00	0.00	0.00	0.00	0.00	0.00	0.00	0.00	209.00
	A/J Ratio	1.18	0.00	7.74	0.00	0.00	0.00	0.00	0.00	0.00	0.00	1.18
	New Hire	0.00	0.00	0.00	0.00	0.00	0.00	0.00	0.00	0.00	0.00	0.00
	Subtotal	386.00	108.00	236.00	0.00	0.00	0.00	0.00	42.00	0.00	0.00	386.00
Flood Testing Laboratories, Inc												
MATERIAL TESTER I	Journey	1.50	1.50	0.00	0.00	0.00	0.00	0.00	0.00	0.00	0.00	1.50
	Apprentice	0.00	0.00	0.00	0.00	0.00	0.00	0.00	0.00	0.00	0.00	0.00
	A/J Ratio	0.00	0.00	0.00	0.00	0.00	0.00	0.00	0.00	0.00	0.00	0.00
	New Hire	0.00	0.00	0.00	0.00	0.00	0.00	0.00	0.00	0.00	0.00	0.00
	Subtotal	1.50	1.50	0.00	0.00	0.00	0.00	0.00	0.00	0.00	0.00	1.50
MATERIAL TESTER II	Journey	11.50	11.50	0.00	0.00	0.00	0.00	0.00	0.00	0.00	0.00	11.50
	Apprentice	0.00	0.00	0.00	0.00	0.00	0.00	0.00	0.00	0.00	0.00	0.00
	A/J Ratio	0.00	0.00	0.00	0.00	0.00	0.00	0.00	0.00	0.00	0.00	0.00
	New Hire	0.00	0.00	0.00	0.00	0.00	0.00	0.00	0.00	0.00	0.00	0.00
	Subtotal	11.50	11.50	0.00	0.00	0.00	0.00	0.00	0.00	0.00	0.00	11.50

Project Name: 47187 - AIRPORT MAINTENANCE COMPLEX EXPANSION - O'HARE INTERNATIONAL AIRPORT  
 Project Code: 47187

Construction Trade	Hours Worked											Total Male
	Craft Level	Total Employee	Caucasian	African American	Hispanic	Asian	Native American	Other	Not Specified	Total Female	Total	
Total for Contractor	Journey	13.00	13.00	0.00	0.00	0.00	0.00	0.00	0.00	0.00	0.00	13.00
	Apprentice	0.00	0.00	0.00	0.00	0.00	0.00	0.00	0.00	0.00	0.00	0.00
	A/J Ratio	0.00	0.00	0.00	0.00	0.00	0.00	0.00	0.00	0.00	0.00	0.00
	New Hire	0.00	0.00	0.00	0.00	0.00	0.00	0.00	0.00	0.00	0.00	0.00
	Subtotal	13.00	13.00	0.00	0.00	0.00	0.00	0.00	0.00	0.00	0.00	13.00
<b>Harrington Site Services Company</b>												
LABORER (HEAVY and HIGHWAY)	Journey	2,025.50	1,398.00	368.00	259.50	0.00	0.00	0.00	0.00	0.00	192.00	1,833.50
	Apprentice	0.00	0.00	0.00	0.00	0.00	0.00	0.00	0.00	0.00	0.00	0.00
	A/J Ratio	0.00	0.00	0.00	0.00	0.00	0.00	0.00	0.00	0.00	0.00	0.00
	New Hire	0.00	0.00	0.00	0.00	0.00	0.00	0.00	0.00	0.00	0.00	0.00
	Subtotal	2,025.50	1,398.00	368.00	259.50	0.00	0.00	0.00	0.00	0.00	192.00	1,833.50
OPERATING ENGINEER APPRENTICE (SECOND HALF OF THIRD YEAR)	Journey	0.00	0.00	0.00	0.00	0.00	0.00	0.00	0.00	0.00	0.00	0.00
	Apprentice	80.00	0.00	80.00	0.00	0.00	0.00	0.00	0.00	0.00	0.00	80.00
	A/J Ratio	0.00	0.00	0.00	0.00	0.00	0.00	0.00	0.00	0.00	0.00	0.00
	New Hire	0.00	0.00	0.00	0.00	0.00	0.00	0.00	0.00	0.00	0.00	0.00
	Subtotal	80.00	0.00	80.00	0.00	0.00	0.00	0.00	0.00	0.00	0.00	80.00
PLUMBER	Journey	2,044.00	2,044.00	0.00	0.00	0.00	0.00	0.00	0.00	0.00	0.00	2,044.00
	Apprentice	0.00	0.00	0.00	0.00	0.00	0.00	0.00	0.00	0.00	0.00	0.00
	A/J Ratio	0.00	0.00	0.00	0.00	0.00	0.00	0.00	0.00	0.00	0.00	0.00
	New Hire	0.00	0.00	0.00	0.00	0.00	0.00	0.00	0.00	0.00	0.00	0.00
	Subtotal	2,044.00	2,044.00	0.00	0.00	0.00	0.00	0.00	0.00	0.00	0.00	2,044.00
Plumbers Apprentice	Journey	0.00	0.00	0.00	0.00	0.00	0.00	0.00	0.00	0.00	0.00	0.00
	Apprentice	1,102.50	502.50	567.00	0.00	33.00	0.00	0.00	0.00	0.00	0.00	1,102.50
	A/J Ratio	0.00	0.00	0.00	0.00	0.00	0.00	0.00	0.00	0.00	0.00	0.00
	New Hire	0.00	0.00	0.00	0.00	0.00	0.00	0.00	0.00	0.00	0.00	0.00
	Subtotal	1,102.50	502.50	567.00	0.00	33.00	0.00	0.00	0.00	0.00	0.00	1,102.50
POWER EQUIPMENT OPERATOR (HEAVY AND HIGHWAY CONSTRUCTION)	Journey	764.00	764.00	0.00	0.00	0.00	0.00	0.00	0.00	0.00	0.00	764.00
	Apprentice	0.00	0.00	0.00	0.00	0.00	0.00	0.00	0.00	0.00	0.00	0.00
	A/J Ratio	0.00	0.00	0.00	0.00	0.00	0.00	0.00	0.00	0.00	0.00	0.00
	New Hire	0.00	0.00	0.00	0.00	0.00	0.00	0.00	0.00	0.00	0.00	0.00
	Subtotal	764.00	764.00	0.00	0.00	0.00	0.00	0.00	0.00	0.00	0.00	764.00

Project Name: 47187 - AIRPORT MAINTENANCE COMPLEX EXPANSION - O'HARE INTERNATIONAL AIRPORT  
 Project Code: 47187

Construction Trade	Hours Worked											Total Male
	Craft Level	Total Employee	Caucasian	African American	Hispanic	Asian	Native American	Other	Not Specified	Total Female	Total	
Total for Contractor	Journey	4,833.50	4,206.00	368.00	258.50	0.00	0.00	0.00	0.00	192.00	4,841.50	
	Apprentice	1,182.50	502.50	647.00	0.00	33.00	0.00	0.00	0.00	0.00	1,182.50	
	A/J Ratio	0.24	0.12	1.76	0.00	0.00	0.00	0.00	0.00	0.00	0.25	
	New Hire	0.00	0.00	0.00	0.00	0.00	0.00	0.00	0.00	0.00	0.00	
	Subtotal	6,016.00	4,708.50	1,015.00	258.50	33.00	0.00	0.00	0.00	192.00	5,824.00	
<b>HLP Systems, Inc.</b>												
ELECTRICIAN	Journey	4.50	0.00	0.00	4.50	0.00	0.00	0.00	0.00	0.00	4.50	
	Apprentice	0.00	0.00	0.00	0.00	0.00	0.00	0.00	0.00	0.00	0.00	
	A/J Ratio	0.00	0.00	0.00	0.00	0.00	0.00	0.00	0.00	0.00	0.00	
	New Hire	0.00	0.00	0.00	0.00	0.00	0.00	0.00	0.00	0.00	0.00	
	Subtotal	4.50	0.00	0.00	4.50	0.00	0.00	0.00	0.00	0.00	4.50	
Total for Contractor	Journey	4.50	0.00	0.00	4.50	0.00	0.00	0.00	0.00	0.00	4.50	
	Apprentice	0.00	0.00	0.00	0.00	0.00	0.00	0.00	0.00	0.00	0.00	
	A/J Ratio	0.00	0.00	0.00	0.00	0.00	0.00	0.00	0.00	0.00	0.00	
	New Hire	0.00	0.00	0.00	0.00	0.00	0.00	0.00	0.00	0.00	0.00	
	Subtotal	4.50	0.00	0.00	4.50	0.00	0.00	0.00	0.00	0.00	4.50	
<b>INDUSTRIAL FENCE, INC.</b>												
IRONWORKER	Journey	447.00	0.00	8.00	439.00	0.00	0.00	0.00	0.00	0.00	447.00	
	Apprentice	0.00	0.00	0.00	0.00	0.00	0.00	0.00	0.00	0.00	0.00	
	A/J Ratio	0.00	0.00	0.00	0.00	0.00	0.00	0.00	0.00	0.00	0.00	
	New Hire	0.00	0.00	0.00	0.00	0.00	0.00	0.00	0.00	0.00	0.00	
	Subtotal	447.00	0.00	8.00	439.00	0.00	0.00	0.00	0.00	0.00	447.00	
Ironworker Fence Erector Apprentice	Journey	0.00	0.00	0.00	0.00	0.00	0.00	0.00	0.00	0.00	0.00	
	Apprentice	146.50	0.00	0.00	146.50	0.00	0.00	0.00	0.00	0.00	146.50	
	A/J Ratio	0.00	0.00	0.00	0.00	0.00	0.00	0.00	0.00	0.00	0.00	
	New Hire	0.00	0.00	0.00	0.00	0.00	0.00	0.00	0.00	0.00	0.00	
	Subtotal	146.50	0.00	0.00	146.50	0.00	0.00	0.00	0.00	0.00	146.50	

Project Name: 47187 - AIRPORT MAINTENANCE COMPLEX EXPANSION - O'HARE INTERNATIONAL AIRPORT  
 Project Code: 47187

Construction Trade	Craft Level	Hours Worked										Total Male	
		Total Employee	Caucasian	African American	Hispanic	Asian	Native American	Other	Not Specified	Total Female			
Total for Contractor	Journey	447.00	0.00	8.00	439.00	0.00	0.00	0.00	0.00	0.00	0.00	0.00	447.00
	Apprentice	146.50	0.00	0.00	146.50	0.00	0.00	0.00	0.00	0.00	0.00	0.00	146.50
	A/J Ratio	0.33	0.00	0.00	0.33	0.00	0.00	0.00	0.00	0.00	0.00	0.00	0.33
	New Hire	0.00	0.00	0.00	0.00	0.00	0.00	0.00	0.00	0.00	0.00	0.00	0.00
	Subtotal	593.50	0.00	8.00	585.50	0.00	0.00	0.00	0.00	0.00	0.00	0.00	593.50

**JADE CARPENTRY CONTRACTORS, INC**

CARPENTER	Journey	80.00	28.00	0.00	52.00	0.00	0.00	0.00	0.00	0.00	0.00	0.00	80.00
	Apprentice	0.00	0.00	0.00	0.00	0.00	0.00	0.00	0.00	0.00	0.00	0.00	0.00
	A/J Ratio	0.00	0.00	0.00	0.00	0.00	0.00	0.00	0.00	0.00	0.00	0.00	0.00
	New Hire	0.00	0.00	0.00	0.00	0.00	0.00	0.00	0.00	0.00	0.00	0.00	0.00
	Subtotal	80.00	28.00	0.00	52.00	0.00	0.00	0.00	0.00	0.00	0.00	0.00	80.00
Total for Contractor	Journey	80.00	28.00	0.00	52.00	0.00	0.00	0.00	0.00	0.00	0.00	0.00	80.00
	Apprentice	0.00	0.00	0.00	0.00	0.00	0.00	0.00	0.00	0.00	0.00	0.00	0.00
	A/J Ratio	0.00	0.00	0.00	0.00	0.00	0.00	0.00	0.00	0.00	0.00	0.00	0.00
	New Hire	0.00	0.00	0.00	0.00	0.00	0.00	0.00	0.00	0.00	0.00	0.00	0.00
	Subtotal	80.00	28.00	0.00	52.00	0.00	0.00	0.00	0.00	0.00	0.00	0.00	80.00

**JNS INC**

TRUCK DRIVER (HEAVY AND HIGHWAY)	Journey	1,512.75	989.25	403.50	120.00	0.00	0.00	0.00	0.00	0.00	0.00	0.00	1,512.75
	Apprentice	0.00	0.00	0.00	0.00	0.00	0.00	0.00	0.00	0.00	0.00	0.00	0.00
	A/J Ratio	0.00	0.00	0.00	0.00	0.00	0.00	0.00	0.00	0.00	0.00	0.00	0.00
	New Hire	0.00	0.00	0.00	0.00	0.00	0.00	0.00	0.00	0.00	0.00	0.00	0.00
	Subtotal	1,512.75	989.25	403.50	120.00	0.00	0.00	0.00	0.00	0.00	0.00	0.00	1,512.75
Total for Contractor	Journey	1,512.75	989.25	403.50	120.00	0.00	0.00	0.00	0.00	0.00	0.00	0.00	1,512.75
	Apprentice	0.00	0.00	0.00	0.00	0.00	0.00	0.00	0.00	0.00	0.00	0.00	0.00
	A/J Ratio	0.00	0.00	0.00	0.00	0.00	0.00	0.00	0.00	0.00	0.00	0.00	0.00
	New Hire	0.00	0.00	0.00	0.00	0.00	0.00	0.00	0.00	0.00	0.00	0.00	0.00
	Subtotal	1,512.75	989.25	403.50	120.00	0.00	0.00	0.00	0.00	0.00	0.00	0.00	1,512.75

**KALGen Consultants, Inc.**

Project Name: 47187 - AIRPORT MAINTENANCE COMPLEX EXPANSION - CHARE INTERNATIONAL AIRPORT

Project Code: 47187

Construction Trade	Hours Worked											Total Male
	Craft Level	Total Employee	Caucasian	African American	Hispanic	Asian	Native American	Other	Not Specified	Total Female	Total Male	
MATERIAL TESTER I	Journey	4.00	0.00	4.00	0.00	0.00	0.00	0.00	0.00	0.00	4.00	0.00
	Apprentice	0.00	0.00	0.00	0.00	0.00	0.00	0.00	0.00	0.00	0.00	0.00
	A/J Ratio	0.00	0.00	0.00	0.00	0.00	0.00	0.00	0.00	0.00	0.00	0.00
	New Hire	0.00	0.00	0.00	0.00	0.00	0.00	0.00	0.00	0.00	0.00	0.00
	Subtotal	4.00	0.00	4.00	0.00	0.00	0.00	0.00	0.00	0.00	4.00	0.00
MATERIAL TESTER II	Journey	890.00	240.50	0.00	0.00	649.50	0.00	0.00	0.00	0.00	890.00	0.00
	Apprentice	0.00	0.00	0.00	0.00	0.00	0.00	0.00	0.00	0.00	0.00	0.00
	A/J Ratio	0.00	0.00	0.00	0.00	0.00	0.00	0.00	0.00	0.00	0.00	0.00
	New Hire	0.00	0.00	0.00	0.00	0.00	0.00	0.00	0.00	0.00	0.00	0.00
	Subtotal	890.00	240.50	0.00	0.00	649.50	0.00	0.00	0.00	0.00	890.00	0.00
Total for Contractor	Journey	894.00	240.50	4.00	0.00	649.50	0.00	0.00	0.00	0.00	894.00	0.00
	Apprentice	0.00	0.00	0.00	0.00	0.00	0.00	0.00	0.00	0.00	0.00	0.00
	A/J Ratio	0.00	0.00	0.00	0.00	0.00	0.00	0.00	0.00	0.00	0.00	0.00
	New Hire	0.00	0.00	0.00	0.00	0.00	0.00	0.00	0.00	0.00	0.00	0.00
	Subtotal	894.00	240.50	4.00	0.00	649.50	0.00	0.00	0.00	0.00	894.00	0.00
<b>KAPUR &amp; ASSOCIATES CONSULTING ENGINEERS</b>												
Journeyman Local 130	Journey	106.00	101.00	0.00	0.00	0.00	0.00	0.00	0.00	0.00	106.00	0.00
	Apprentice	0.00	0.00	0.00	0.00	0.00	0.00	0.00	0.00	0.00	0.00	0.00
	A/J Ratio	0.00	0.00	0.00	0.00	0.00	0.00	0.00	0.00	0.00	0.00	0.00
	New Hire	0.00	0.00	0.00	0.00	0.00	0.00	0.00	0.00	0.00	0.00	0.00
	Subtotal	106.00	101.00	0.00	0.00	5.00	0.00	0.00	0.00	0.00	106.00	0.00
Total for Contractor	Journey	106.00	101.00	0.00	0.00	5.00	0.00	0.00	0.00	0.00	106.00	0.00
	Apprentice	0.00	0.00	0.00	0.00	0.00	0.00	0.00	0.00	0.00	0.00	0.00
	A/J Ratio	0.00	0.00	0.00	0.00	0.00	0.00	0.00	0.00	0.00	0.00	0.00
	New Hire	0.00	0.00	0.00	0.00	0.00	0.00	0.00	0.00	0.00	0.00	0.00
	Subtotal	106.00	101.00	0.00	0.00	5.00	0.00	0.00	0.00	0.00	106.00	0.00

Kapur & Associates, Inc.

Project Name: 47187 - AIRPORT MAINTENANCE COMPLEX EXPANSION - O'HARE INTERNATIONAL AIRPORT  
 Project Code: 47187

Construction Trade	Hours Worked											Total Male
	Craft Level	Total Employee	Caucasian	African American	Hispanic	Asian	Native American	Other	Not Specified	Total Female	Total	
Journeyman Local 130	Journey	93.50	93.50	0.00	0.00	0.00	0.00	0.00	0.00	0.00	0.00	93.50
	Apprentice	0.00	0.00	0.00	0.00	0.00	0.00	0.00	0.00	0.00	0.00	0.00
	A/J Ratio	0.00	0.00	0.00	0.00	0.00	0.00	0.00	0.00	0.00	0.00	0.00
	New Hire	0.00	0.00	0.00	0.00	0.00	0.00	0.00	0.00	0.00	0.00	0.00
	Subtotal	93.50	93.50	0.00	0.00	0.00	0.00	0.00	0.00	0.00	0.00	93.50
Rodman	Journey	75.50	11.50	0.00	64.00	0.00	0.00	0.00	0.00	11.50	0.00	64.00
	Apprentice	0.00	0.00	0.00	0.00	0.00	0.00	0.00	0.00	0.00	0.00	0.00
	A/J Ratio	0.00	0.00	0.00	0.00	0.00	0.00	0.00	0.00	0.00	0.00	0.00
	New Hire	0.00	0.00	0.00	0.00	0.00	0.00	0.00	0.00	0.00	0.00	0.00
	Subtotal	75.50	11.50	0.00	64.00	0.00	0.00	0.00	0.00	11.50	0.00	64.00
Total for Contractor	Journey	169.00	105.00	0.00	64.00	0.00	0.00	0.00	0.00	11.50	0.00	157.50
	Apprentice	0.00	0.00	0.00	0.00	0.00	0.00	0.00	0.00	0.00	0.00	0.00
	A/J Ratio	0.00	0.00	0.00	0.00	0.00	0.00	0.00	0.00	0.00	0.00	0.00
	New Hire	0.00	0.00	0.00	0.00	0.00	0.00	0.00	0.00	0.00	0.00	0.00
	Subtotal	169.00	105.00	0.00	64.00	0.00	0.00	0.00	0.00	11.50	0.00	157.50
LaGrange Crane Service, Inc.												
POWER EQUIPMENT OPERATOR (BUILDING AND RESIDENTIAL CONSTRUCTION)	Journey	26.00	26.00	0.00	0.00	0.00	0.00	0.00	0.00	0.00	0.00	26.00
	Apprentice	0.00	0.00	0.00	0.00	0.00	0.00	0.00	0.00	0.00	0.00	0.00
	A/J Ratio	0.00	0.00	0.00	0.00	0.00	0.00	0.00	0.00	0.00	0.00	0.00
	New Hire	0.00	0.00	0.00	0.00	0.00	0.00	0.00	0.00	0.00	0.00	0.00
	Subtotal	26.00	26.00	0.00	0.00	0.00	0.00	0.00	0.00	0.00	0.00	26.00
Total for Contractor	Journey	26.00	26.00	0.00	0.00	0.00	0.00	0.00	0.00	0.00	0.00	26.00
	Apprentice	0.00	0.00	0.00	0.00	0.00	0.00	0.00	0.00	0.00	0.00	0.00
	A/J Ratio	0.00	0.00	0.00	0.00	0.00	0.00	0.00	0.00	0.00	0.00	0.00
	New Hire	0.00	0.00	0.00	0.00	0.00	0.00	0.00	0.00	0.00	0.00	0.00
	Subtotal	26.00	26.00	0.00	0.00	0.00	0.00	0.00	0.00	0.00	0.00	26.00
Lindahl Brothers, Inc.												



Project Name: 47187 - AIRPORT MAINTENANCE COMPLEX EXPANSION - O'HARE INTERNATIONAL AIRPORT  
 Project Code: 47187

Construction Trade	Hours Worked											Total Male
	Craft Level	Total Employee	Caucasian	African American	Hispanic	Asian	Native American	Other	Not Specified	Total Female		
LABORER (HEAVY and HIGHWAY)	Journey	368.50	206.50	0.00	162.00	0.00	0.00	0.00	0.00	35.00	333.50	
	Apprentice	0.00	0.00	0.00	0.00	0.00	0.00	0.00	0.00	0.00	0.00	
	A/J Ratio	0.00	0.00	0.00	0.00	0.00	0.00	0.00	0.00	0.00	0.00	
	New Hire	0.00	0.00	0.00	0.00	0.00	0.00	0.00	0.00	0.00	0.00	
	Subtotal	368.50	206.50	0.00	162.00	0.00	0.00	0.00	0.00	35.00	333.50	
POWER EQUIPMENT OPERATOR (HEAVY AND HIGHWAY CONSTRUCTION)	Journey	2,674.50	1,832.00	0.00	842.50	0.00	0.00	0.00	0.00	45.50	2,629.00	
	Apprentice	0.00	0.00	0.00	0.00	0.00	0.00	0.00	0.00	0.00	0.00	
	A/J Ratio	0.00	0.00	0.00	0.00	0.00	0.00	0.00	0.00	0.00	0.00	
	New Hire	0.00	0.00	0.00	0.00	0.00	0.00	0.00	0.00	0.00	0.00	
	Subtotal	2,674.50	1,832.00	0.00	842.50	0.00	0.00	0.00	0.00	45.50	2,629.00	
TRUCK DRIVER (HEAVY AND HIGHWAY)	Journey	80.75	80.75	0.00	0.00	0.00	0.00	0.00	0.00	0.00	80.75	
	Apprentice	0.00	0.00	0.00	0.00	0.00	0.00	0.00	0.00	0.00	0.00	
	A/J Ratio	0.00	0.00	0.00	0.00	0.00	0.00	0.00	0.00	0.00	0.00	
	New Hire	0.00	0.00	0.00	0.00	0.00	0.00	0.00	0.00	0.00	0.00	
	Subtotal	80.75	80.75	0.00	0.00	0.00	0.00	0.00	0.00	0.00	80.75	
Total for Contractor	Journey	3,123.75	2,119.25	0.00	1,004.50	0.00	0.00	0.00	0.00	80.50	3,043.25	
	Apprentice	0.00	0.00	0.00	0.00	0.00	0.00	0.00	0.00	0.00	0.00	
	A/J Ratio	0.00	0.00	0.00	0.00	0.00	0.00	0.00	0.00	0.00	0.00	
	New Hire	0.00	0.00	0.00	0.00	0.00	0.00	0.00	0.00	0.00	0.00	
	Subtotal	3,123.75	2,119.25	0.00	1,004.50	0.00	0.00	0.00	0.00	80.50	3,043.25	
<b>M Cannon Roofing Company, LLC</b>												
Apprentice Roofer	Journey	0.00	0.00	0.00	0.00	0.00	0.00	0.00	0.00	0.00	0.00	
	Apprentice	263.00	0.00	0.00	263.00	0.00	0.00	0.00	0.00	109.50	153.50	
	A/J Ratio	0.00	0.00	0.00	0.00	0.00	0.00	0.00	0.00	0.00	0.00	
	New Hire	0.00	0.00	0.00	0.00	0.00	0.00	0.00	0.00	0.00	0.00	
	Subtotal	263.00	0.00	0.00	263.00	0.00	0.00	0.00	0.00	109.50	153.50	
ROOFER	Journey	1,261.00	13.00	121.00	1,127.00	0.00	0.00	0.00	0.00	0.00	1,261.00	
	Apprentice	0.00	0.00	0.00	0.00	0.00	0.00	0.00	0.00	0.00	0.00	
	A/J Ratio	0.00	0.00	0.00	0.00	0.00	0.00	0.00	0.00	0.00	0.00	
	New Hire	0.00	0.00	0.00	0.00	0.00	0.00	0.00	0.00	0.00	0.00	
	Subtotal	1,261.00	13.00	121.00	1,127.00	0.00	0.00	0.00	0.00	0.00	1,261.00	

Project Name: 47187 - AIRPORT MAINTENANCE COMPLEX EXPANSION - O'HARE INTERNATIONAL AIRPORT  
 Project Code: 47187

Construction Trade	Hours Worked											Total Male
	Craft Level	Total Employee	Caucasian	African American	Hispanic	Asian	Native American	Other	Not Specified	Total Female	Total	
Total for Contractor	Journey	1,261.00	13.00	121.00	1,127.00	0.00	0.00	0.00	0.00	0.00	0.00	1,261.00
	Apprentice	263.00	0.00	0.00	263.00	0.00	0.00	0.00	0.00	0.00	0.00	109.50
	A/J Ratio	0.21	0.00	0.00	0.23	0.00	0.00	0.00	0.00	0.00	0.00	0.12
	New Hire	0.00	0.00	0.00	0.00	0.00	0.00	0.00	0.00	0.00	0.00	0.00
	Subtotal	1,524.00	13.00	121.00	1,390.00	0.00	0.00	0.00	0.00	0.00	0.00	1,414.50
<b>Pagoda Electric &amp; Construction, Inc.</b>												
ELECTRICIAN	Journey	2,187.50	562.50	40.00	1,505.00	80.00	0.00	0.00	0.00	0.00	0.00	2,187.50
	Apprentice	0.00	0.00	0.00	0.00	0.00	0.00	0.00	0.00	0.00	0.00	0.00
	A/J Ratio	0.00	0.00	0.00	0.00	0.00	0.00	0.00	0.00	0.00	0.00	0.00
	New Hire	0.00	0.00	0.00	0.00	0.00	0.00	0.00	0.00	0.00	0.00	0.00
	Subtotal	2,187.50	562.50	40.00	1,505.00	80.00	0.00	0.00	0.00	0.00	0.00	2,187.50
Total for Contractor	Journey	2,187.50	562.50	40.00	1,505.00	80.00	0.00	0.00	0.00	0.00	0.00	2,187.50
	Apprentice	0.00	0.00	0.00	0.00	0.00	0.00	0.00	0.00	0.00	0.00	0.00
	A/J Ratio	0.00	0.00	0.00	0.00	0.00	0.00	0.00	0.00	0.00	0.00	0.00
	New Hire	0.00	0.00	0.00	0.00	0.00	0.00	0.00	0.00	0.00	0.00	0.00
	Subtotal	2,187.50	562.50	40.00	1,505.00	80.00	0.00	0.00	0.00	0.00	0.00	2,187.50
<b>Pro-Bel USA Inc.</b>												
IRONWORKER	Journey	64.00	0.00	0.00	0.00	0.00	0.00	0.00	0.00	0.00	0.00	64.00
	Apprentice	0.00	0.00	0.00	0.00	0.00	0.00	0.00	0.00	0.00	0.00	0.00
	A/J Ratio	0.00	0.00	0.00	0.00	0.00	0.00	0.00	0.00	0.00	0.00	0.00
	New Hire	0.00	0.00	0.00	0.00	0.00	0.00	0.00	0.00	0.00	0.00	0.00
	Subtotal	64.00	0.00	0.00	0.00	0.00	0.00	0.00	0.00	0.00	0.00	64.00
Total for Contractor	Journey	64.00	0.00	0.00	0.00	0.00	0.00	0.00	0.00	0.00	0.00	64.00
	Apprentice	0.00	0.00	0.00	0.00	0.00	0.00	0.00	0.00	0.00	0.00	0.00
	A/J Ratio	0.00	0.00	0.00	0.00	0.00	0.00	0.00	0.00	0.00	0.00	0.00
	New Hire	0.00	0.00	0.00	0.00	0.00	0.00	0.00	0.00	0.00	0.00	0.00
	Subtotal	64.00	0.00	0.00	0.00	0.00	0.00	0.00	0.00	0.00	0.00	64.00
<b>Rasco Mason Contractors</b>												

Project Name: 47187 - AIRPORT MAINTENANCE COMPLEX EXPANSION - O'HARE INTERNATIONAL AIRPORT

Project Code: 47187

Construction Trade	Hours Worked											Total Male
	Craft Level	Total Employee	Caucasian	African American	Hispanic	Asian	Native American	Other	Not Specified	Total Female	Total Male	
BRICKLAYER	Journey	384.00	224.00	0.00	160.00	0.00	0.00	0.00	0.00	0.00	0.00	384.00
	Apprentice	0.00	0.00	0.00	0.00	0.00	0.00	0.00	0.00	0.00	0.00	0.00
	A/J Ratio	0.00	0.00	0.00	0.00	0.00	0.00	0.00	0.00	0.00	0.00	0.00
	New Hire	0.00	0.00	0.00	0.00	0.00	0.00	0.00	0.00	0.00	0.00	0.00
	Subtotal	384.00	224.00	0.00	160.00	0.00	0.00	0.00	0.00	0.00	0.00	384.00
LABORER (BUILDING AND RESIDENTIAL)	Journey	168.50	24.00	0.00	144.50	0.00	0.00	0.00	0.00	0.00	0.00	168.50
	Apprentice	0.00	0.00	0.00	0.00	0.00	0.00	0.00	0.00	0.00	0.00	0.00
	A/J Ratio	0.00	0.00	0.00	0.00	0.00	0.00	0.00	0.00	0.00	0.00	0.00
	New Hire	0.00	0.00	0.00	0.00	0.00	0.00	0.00	0.00	0.00	0.00	0.00
	Subtotal	168.50	24.00	0.00	144.50	0.00	0.00	0.00	0.00	0.00	0.00	168.50
Total for Contractor	Journey	552.50	248.00	0.00	304.50	0.00	0.00	0.00	0.00	0.00	0.00	552.50
	Apprentice	0.00	0.00	0.00	0.00	0.00	0.00	0.00	0.00	0.00	0.00	0.00
	A/J Ratio	0.00	0.00	0.00	0.00	0.00	0.00	0.00	0.00	0.00	0.00	0.00
	New Hire	0.00	0.00	0.00	0.00	0.00	0.00	0.00	0.00	0.00	0.00	0.00
	Subtotal	552.50	248.00	0.00	304.50	0.00	0.00	0.00	0.00	0.00	0.00	552.50
Schmidt Steel Inc.												
IRONWORKER	Journey	877.00	714.00	50.00	113.00	0.00	0.00	0.00	0.00	0.00	0.00	877.00
	Apprentice	0.00	0.00	0.00	0.00	0.00	0.00	0.00	0.00	0.00	0.00	0.00
	A/J Ratio	0.00	0.00	0.00	0.00	0.00	0.00	0.00	0.00	0.00	0.00	0.00
	New Hire	0.00	0.00	0.00	0.00	0.00	0.00	0.00	0.00	0.00	0.00	0.00
	Subtotal	877.00	714.00	50.00	113.00	0.00	0.00	0.00	0.00	0.00	0.00	877.00
MATERIAL TESTER I	Journey	26.00	26.00	0.00	0.00	0.00	0.00	0.00	0.00	0.00	0.00	26.00
	Apprentice	0.00	0.00	0.00	0.00	0.00	0.00	0.00	0.00	0.00	0.00	0.00
	A/J Ratio	0.00	0.00	0.00	0.00	0.00	0.00	0.00	0.00	0.00	0.00	0.00
	New Hire	0.00	0.00	0.00	0.00	0.00	0.00	0.00	0.00	0.00	0.00	0.00
	Subtotal	26.00	26.00	0.00	0.00	0.00	0.00	0.00	0.00	0.00	0.00	26.00
SHEET METAL WORKER	Journey	162.00	136.00	0.00	26.00	0.00	0.00	0.00	0.00	0.00	0.00	162.00
	Apprentice	0.00	0.00	0.00	0.00	0.00	0.00	0.00	0.00	0.00	0.00	0.00
	A/J Ratio	0.00	0.00	0.00	0.00	0.00	0.00	0.00	0.00	0.00	0.00	0.00
	New Hire	0.00	0.00	0.00	0.00	0.00	0.00	0.00	0.00	0.00	0.00	0.00
	Subtotal	162.00	136.00	0.00	26.00	0.00	0.00	0.00	0.00	0.00	0.00	162.00

Project Name: 47187 - AIRPORT MAINTENANCE COMPLEX EXPANSION - O'HARE INTERNATIONAL AIRPORT  
 Project Code: 47187

Construction Trade	Craft Level	Hours Worked										Total Male
		Total Employee	Caucasian	African American	Hispanic	Asian	Native American	Other	Not Specified	Total Female		
Total for Contractor	Journey	1,065.00	876.00	50.00	139.00	0.00	0.00	0.00	0.00	0.00	0.00	1,065.00
	Apprentice	0.00	0.00	0.00	0.00	0.00	0.00	0.00	0.00	0.00	0.00	0.00
	A/J Ratio	0.00	0.00	0.00	0.00	0.00	0.00	0.00	0.00	0.00	0.00	0.00
	New Hire	0.00	0.00	0.00	0.00	0.00	0.00	0.00	0.00	0.00	0.00	0.00
	Subtotal	1,065.00	876.00	50.00	139.00	0.00	0.00	0.00	0.00	0.00	0.00	1,065.00
<b>Scurto Cement Construction Ltd</b>												
CEMENT MASON/CONCRETE FINISHER	Journey	71.50	0.00	0.00	71.50	0.00	0.00	0.00	0.00	0.00	0.00	71.50
	Apprentice	0.00	0.00	0.00	0.00	0.00	0.00	0.00	0.00	0.00	0.00	0.00
	A/J Ratio	0.00	0.00	0.00	0.00	0.00	0.00	0.00	0.00	0.00	0.00	0.00
	New Hire	0.00	0.00	0.00	0.00	0.00	0.00	0.00	0.00	0.00	0.00	0.00
	Subtotal	71.50	0.00	0.00	71.50	0.00	0.00	0.00	0.00	0.00	0.00	71.50
LABORER (BUILDING and RESIDENTIAL)	Journey	146.00	0.00	0.00	146.00	0.00	0.00	0.00	0.00	0.00	0.00	113.00
	Apprentice	0.00	0.00	0.00	0.00	0.00	0.00	0.00	0.00	0.00	0.00	0.00
	A/J Ratio	0.00	0.00	0.00	0.00	0.00	0.00	0.00	0.00	0.00	0.00	0.00
	New Hire	0.00	0.00	0.00	0.00	0.00	0.00	0.00	0.00	0.00	0.00	0.00
	Subtotal	146.00	0.00	0.00	146.00	0.00	0.00	0.00	0.00	0.00	0.00	113.00
Total for Contractor	Journey	217.50	0.00	0.00	217.50	0.00	0.00	0.00	0.00	0.00	0.00	184.50
	Apprentice	0.00	0.00	0.00	0.00	0.00	0.00	0.00	0.00	0.00	0.00	0.00
	A/J Ratio	0.00	0.00	0.00	0.00	0.00	0.00	0.00	0.00	0.00	0.00	0.00
	New Hire	0.00	0.00	0.00	0.00	0.00	0.00	0.00	0.00	0.00	0.00	0.00
	Subtotal	217.50	0.00	0.00	217.50	0.00	0.00	0.00	0.00	0.00	0.00	184.50
<b>Stalworth Underground LLC</b>												
CARPENTER	Journey	231.00	231.00	0.00	0.00	0.00	0.00	0.00	0.00	0.00	0.00	231.00
	Apprentice	0.00	0.00	0.00	0.00	0.00	0.00	0.00	0.00	0.00	0.00	0.00
	A/J Ratio	0.00	0.00	0.00	0.00	0.00	0.00	0.00	0.00	0.00	0.00	0.00
	New Hire	0.00	0.00	0.00	0.00	0.00	0.00	0.00	0.00	0.00	0.00	0.00
	Subtotal	231.00	231.00	0.00	0.00	0.00	0.00	0.00	0.00	0.00	0.00	231.00

Project Name: 47187 - AIRPORT MAINTENANCE COMPLEX EXPANSION - O'HARE INTERNATIONAL AIRPORT  
 Project Code: 47187

Construction Trade	Craft Level	Hours Worked										Total Male
		Total Employee	Caucasian	African American	Hispanic	Asian	Native American	Other	Not Specified	Total Female		
LABORER (BUILDING and RESIDENTIAL)	Journey	84.00	22.50	0.00	61.50	0.00	0.00	0.00	0.00	0.00	0.00	84.00
	Apprentice	0.00	0.00	0.00	0.00	0.00	0.00	0.00	0.00	0.00	0.00	0.00
	A/J Ratio	0.00	0.00	0.00	0.00	0.00	0.00	0.00	0.00	0.00	0.00	0.00
	New Hire	0.00	0.00	0.00	0.00	0.00	0.00	0.00	0.00	0.00	0.00	0.00
	Subtotal	84.00	22.50	0.00	61.50	0.00	0.00	0.00	0.00	0.00	0.00	84.00
LABORER (HEAVY and HIGHWAY)	Journey	179.50	179.50	0.00	0.00	0.00	0.00	0.00	0.00	0.00	0.00	179.50
	Apprentice	0.00	0.00	0.00	0.00	0.00	0.00	0.00	0.00	0.00	0.00	0.00
	A/J Ratio	0.00	0.00	0.00	0.00	0.00	0.00	0.00	0.00	0.00	0.00	0.00
	New Hire	0.00	0.00	0.00	0.00	0.00	0.00	0.00	0.00	0.00	0.00	0.00
	Subtotal	179.50	179.50	0.00	0.00	0.00	0.00	0.00	0.00	0.00	0.00	179.50
OPERATING ENGINEER APPRENTICE (SECOND YEAR)	Journey	0.00	0.00	0.00	0.00	0.00	0.00	0.00	0.00	0.00	0.00	0.00
	Apprentice	99.50	99.50	0.00	0.00	0.00	0.00	0.00	0.00	0.00	0.00	99.50
	A/J Ratio	0.00	0.00	0.00	0.00	0.00	0.00	0.00	0.00	0.00	0.00	0.00
	New Hire	0.00	0.00	0.00	0.00	0.00	0.00	0.00	0.00	0.00	0.00	0.00
	Subtotal	99.50	99.50	0.00	0.00	0.00	0.00	0.00	0.00	0.00	0.00	99.50
POWER EQUIPMENT OPERATOR (BUILDING AND RESIDENTIAL CONSTRUCTION)	Journey	640.50	640.50	0.00	0.00	0.00	0.00	0.00	0.00	0.00	0.00	640.50
	Apprentice	0.00	0.00	0.00	0.00	0.00	0.00	0.00	0.00	0.00	0.00	0.00
	A/J Ratio	0.00	0.00	0.00	0.00	0.00	0.00	0.00	0.00	0.00	0.00	0.00
	New Hire	0.00	0.00	0.00	0.00	0.00	0.00	0.00	0.00	0.00	0.00	0.00
	Subtotal	640.50	640.50	0.00	0.00	0.00	0.00	0.00	0.00	0.00	0.00	640.50
POWER EQUIPMENT OPERATOR (HEAVY AND HIGHWAY CONSTRUCTION)	Journey	175.50	164.50	0.00	11.00	0.00	0.00	0.00	0.00	0.00	0.00	175.50
	Apprentice	0.00	0.00	0.00	0.00	0.00	0.00	0.00	0.00	0.00	0.00	0.00
	A/J Ratio	0.00	0.00	0.00	0.00	0.00	0.00	0.00	0.00	0.00	0.00	0.00
	New Hire	0.00	0.00	0.00	0.00	0.00	0.00	0.00	0.00	0.00	0.00	0.00
	Subtotal	175.50	164.50	0.00	11.00	0.00	0.00	0.00	0.00	0.00	0.00	175.50
Total for Contractor	Journey	1,310.50	1,238.00	0.00	72.50	0.00	0.00	0.00	0.00	0.00	0.00	1,310.50
	Apprentice	99.50	99.50	0.00	0.00	0.00	0.00	0.00	0.00	0.00	0.00	99.50
	A/J Ratio	0.08	0.08	0.00	0.00	0.00	0.00	0.00	0.00	0.00	0.00	0.08
	New Hire	0.00	0.00	0.00	0.00	0.00	0.00	0.00	0.00	0.00	0.00	0.00
	Subtotal	1,410.00	1,337.50	0.00	72.50	0.00	0.00	0.00	0.00	0.00	0.00	1,410.00

USA Fire Protection, Inc.

Project Name: 47187 - AIRPORT MAINTENANCE COMPLEX EXPANSION - O'HARE INTERNATIONAL AIRPORT

Project Code: 47187

Construction Trade	Hours Worked											Total Male
	Craft Level	Total Employee	Caucasian	African American	Hispanic	Asian	Native American	Other	Not Specified	Total Female	Total	
SPRINKLER FITTER	Journey	270.00	182.00	88.00	0.00	0.00	0.00	0.00	0.00	62.00	208.00	208.00
	Apprentice	0.00	0.00	0.00	0.00	0.00	0.00	0.00	0.00	0.00	0.00	0.00
	A/J Ratio	0.00	0.00	0.00	0.00	0.00	0.00	0.00	0.00	0.00	0.00	0.00
	New Hire	0.00	0.00	0.00	0.00	0.00	0.00	0.00	0.00	0.00	0.00	0.00
	Subtotal	270.00	182.00	88.00	0.00	0.00	0.00	0.00	0.00	62.00	208.00	208.00
Total for Contractor	Journey	270.00	182.00	88.00	0.00	0.00	0.00	0.00	0.00	62.00	208.00	208.00
	Apprentice	0.00	0.00	0.00	0.00	0.00	0.00	0.00	0.00	0.00	0.00	0.00
	A/J Ratio	0.00	0.00	0.00	0.00	0.00	0.00	0.00	0.00	0.00	0.00	0.00
	New Hire	0.00	0.00	0.00	0.00	0.00	0.00	0.00	0.00	0.00	0.00	0.00
	Subtotal	270.00	182.00	88.00	0.00	0.00	0.00	0.00	0.00	62.00	208.00	208.00
<b>Valade Heating &amp; Cooling, Inc.</b>												
SHEET METAL WORKER	Journey	386.00	362.00	24.00	0.00	0.00	0.00	0.00	0.00	24.00	362.00	362.00
	Apprentice	0.00	0.00	0.00	0.00	0.00	0.00	0.00	0.00	0.00	0.00	0.00
	A/J Ratio	0.00	0.00	0.00	0.00	0.00	0.00	0.00	0.00	0.00	0.00	0.00
	New Hire	0.00	0.00	0.00	0.00	0.00	0.00	0.00	0.00	0.00	0.00	0.00
	Subtotal	386.00	362.00	24.00	0.00	0.00	0.00	0.00	0.00	24.00	362.00	362.00
Total for Contractor	Journey	386.00	362.00	24.00	0.00	0.00	0.00	0.00	0.00	24.00	362.00	362.00
	Apprentice	0.00	0.00	0.00	0.00	0.00	0.00	0.00	0.00	0.00	0.00	0.00
	A/J Ratio	0.00	0.00	0.00	0.00	0.00	0.00	0.00	0.00	0.00	0.00	0.00
	New Hire	0.00	0.00	0.00	0.00	0.00	0.00	0.00	0.00	0.00	0.00	0.00
	Subtotal	386.00	362.00	24.00	0.00	0.00	0.00	0.00	0.00	24.00	362.00	362.00
<b>Waubensee Development</b>												
Apprentice Bricklayer	Journey	0.00	0.00	0.00	0.00	0.00	0.00	0.00	0.00	0.00	0.00	0.00
	Apprentice	69.00	61.00	0.00	8.00	0.00	0.00	0.00	0.00	0.00	69.00	69.00
	A/J Ratio	0.00	0.00	0.00	0.00	0.00	0.00	0.00	0.00	0.00	0.00	0.00
	New Hire	0.00	0.00	0.00	0.00	0.00	0.00	0.00	0.00	0.00	0.00	0.00
	Subtotal	69.00	61.00	0.00	8.00	0.00	0.00	0.00	0.00	0.00	69.00	69.00

Project Name: 47187 - AIRPORT MAINTENANCE COMPLEX EXPANSION - O'HARE INTERNATIONAL AIRPORT

Project Code: 47187

Construction Trade	Craft Level	Hours Worked											Total Male	
		Total Employee	Caucasian	African American	Hispanic	Asian	Native American	Other	Not Specified	Total Female				
BRICKLAYER	Journey	317.50	210.50	0.00	107.00	0.00	0.00	0.00	0.00	0.00	0.00	0.00	0.00	317.50
	Apprentice	0.00	0.00	0.00	0.00	0.00	0.00	0.00	0.00	0.00	0.00	0.00	0.00	0.00
	A/J Ratio	0.00	0.00	0.00	0.00	0.00	0.00	0.00	0.00	0.00	0.00	0.00	0.00	0.00
	New Hire	0.00	0.00	0.00	0.00	0.00	0.00	0.00	0.00	0.00	0.00	0.00	0.00	0.00
	Subtotal	317.50	210.50	0.00	107.00	0.00	0.00	0.00	0.00	0.00	0.00	0.00	0.00	317.50
POWER EQUIPMENT OPERATOR (HEAVY AND HIGHWAY CONSTRUCTION)	Journey	171.50	171.50	0.00	0.00	0.00	0.00	0.00	0.00	0.00	0.00	0.00	0.00	171.50
	Apprentice	0.00	0.00	0.00	0.00	0.00	0.00	0.00	0.00	0.00	0.00	0.00	0.00	0.00
	A/J Ratio	0.00	0.00	0.00	0.00	0.00	0.00	0.00	0.00	0.00	0.00	0.00	0.00	0.00
	New Hire	0.00	0.00	0.00	0.00	0.00	0.00	0.00	0.00	0.00	0.00	0.00	0.00	0.00
	Subtotal	171.50	171.50	0.00	0.00	0.00	0.00	0.00	0.00	0.00	0.00	0.00	0.00	171.50
Total for Contractor	Journey	489.00	382.00	0.00	107.00	0.00	0.00	0.00	0.00	0.00	0.00	0.00	0.00	489.00
	Apprentice	69.00	61.00	0.00	8.00	0.00	0.00	0.00	0.00	0.00	0.00	0.00	0.00	69.00
	A/J Ratio	0.14	0.16	0.00	0.07	0.00	0.00	0.00	0.00	0.00	0.00	0.00	0.00	0.14
	New Hire	0.00	0.00	0.00	0.00	0.00	0.00	0.00	0.00	0.00	0.00	0.00	0.00	0.00
	Subtotal	558.00	443.00	0.00	115.00	0.00	0.00	0.00	0.00	0.00	0.00	0.00	0.00	558.00
Total Journey Hours		32,165.00	18,072.00	1,788.50	11,469.00	729.50	0.00	106.00	0.00	0.00	0.00	0.00	889.50	31,275.50
Total Apprentice Hours		4,457.00	1,819.00	1,176.00	1,237.00	225.00	0.00	0.00	0.00	0.00	0.00	0.00	301.50	4,155.50
Total New Hire Hours		0.00	0.00	0.00	0.00	0.00	0.00	0.00	0.00	0.00	0.00	0.00	0.00	0.00
Grand Total Hours		36,622.00	19,891.00	2,964.50	12,706.00	954.50	0.00	106.00	0.00	0.00	0.00	0.00	1,191.00	35,431.00

End of data for project: 47187 - AIRPORT MAINTENANCE COMPLEX EXPANSION - O'HARE INTERNATIONAL AIRPORT







**NOTE: Values Provided are Hours Worked**

Contract No.	Project No.	Project Name										
		Laborer	1,455.50	0.00	48.00	0.00	0.00	0.00	0.00	0.00	0.00	1,503.50
		Laborer Foreman	0.00	0.00	101.00	0.00	0.00	0.00	0.00	0.00	0.00	101.00
		<b>Total:</b>	<b>11,814.50</b>	<b>582.00</b>	<b>2,401.00</b>	<b>0.00</b>	<b>0.00</b>	<b>0.00</b>	<b>0.00</b>	<b>1,493.00</b>	<b>198.00</b>	<b>14,599.50</b>
<b>42450</b>	<b>H9016.14-00</b>	<b>TSA Advanced Surveillance Program - CCTV</b>										
		<b>Construction Trade</b>	<b>Caucasian</b>	<b>African American</b>	<b>Hispanic</b>	<b>Asian</b>	<b>Native American</b>	<b>Other</b>	<b>Not Specified</b>	<b>Apprentice</b>	<b>Female</b>	<b>Male</b>
		Electrician	23,752.50	529.00	2,852.50	64.00		16.00	0.00	1,606.00	1,010.00	26,204.00
		<b>Total:</b>	<b>23,752.50</b>	<b>529.00</b>	<b>2,852.50</b>	<b>64.00</b>	<b>0.00</b>	<b>16.00</b>	<b>0.00</b>	<b>1,606.00</b>	<b>1,010.00</b>	<b>26,204.00</b>
<b>47187</b>	<b>H6187.16-01</b>	<b>AMC Expansion</b>										
		<b>Construction Trade</b>	<b>Caucasian</b>	<b>African American</b>	<b>Hispanic</b>	<b>Asian</b>	<b>Native American</b>	<b>Other</b>	<b>Not Specified</b>	<b>Apprentice</b>	<b>Female</b>	<b>Male</b>
		Laborer	2,758.50	709.50	4,425.00			42.00			466.00	7,469.00
		Operator	4,345.00	289.00	853.50					388.50	45.50	5,442.00
		Sheet Metal Worker	550.00	24.00	26.00						24.00	576.00
		Electrician	1,769.50	72.00	2,473.00	80.00				931.50		4,394.50
		Material Tester	773.50	4.00	82.00	649.50						1,509.00
		Iron Worker	4,175.00	369.00	1,046.00	192.00		64.00		1,702.50	326.00	5,520.00
		Painter	12.00		104.00							116.00
		Carpenter	331.00		739.00						16.00	1,054.00
		Cement Mason Finisher	663.50	317.50	1,103.50						130.50	1,954.00
		Plumber	2,546.50	567.00		33.00				1,102.50		3,146.50
		Teamster	1,070.00	403.50	120.00							1,593.50
		Surveyor	206.00		69.00						11.50	263.50
		Roofer	13.00	121.00	1,390.00					263.00	109.50	1,414.50
		Bricklayer	495.50		275.00					69.00		770.50
		Sprinkler Fitter	182.00	88.00							62.00	208.00
		<b>Total:</b>	<b>19,891.00</b>	<b>2,964.50</b>	<b>12,706.00</b>	<b>954.50</b>	<b>0.00</b>	<b>106.00</b>	<b>0.00</b>	<b>4,457.00</b>	<b>1,191.00</b>	<b>35,431.00</b>
<b>32835</b>	<b>H7096.14-01</b>	<b>Replacement of Chillers 1-5 &amp; South Cooling Tower Upgrades</b>										



**NOTE: Values Provided are Hours Worked**

Contract No.	Project No.	Project Name											
		Plumber	39.00	0.00	0.00	0.00	0.00	0.00	0.00	0.00	39.00	0.00	39.00
		Laborer	0.00	8.00	0.00	0.00	0.00	0.00	0.00	0.00	0.00	8.00	0.00
		<b>Total:</b>	<b>55.00</b>	<b>8.00</b>	<b>58.50</b>	<b>0.00</b>	<b>0.00</b>	<b>0.00</b>	<b>0.00</b>	<b>0.00</b>	<b>55.50</b>	<b>8.00</b>	<b>113.50</b>
<b>33258</b>	<b>M5051.10-00</b>	<b>Midway Curbside Enhancements</b>											
		<b>Construction Trade</b>	<b>Caucasian</b>	<b>African American</b>	<b>Hispanic</b>	<b>Asian</b>	<b>Native American</b>	<b>Other</b>	<b>Not Specified</b>	<b>Apprentice</b>	<b>Female</b>	<b>Male</b>	
		Tuckpointer	96.00	0.00	264.00	0.00	0.00	0.00	0.00	0.00	0.00	0.00	360.00
		Material Tester	56.50	0.00	0.00	0.00	0.00	0.00	0.00	28.00	0.00	56.50	
		Carpenter	0.00	0.00	139.00	0.00	0.00	0.00	0.00	0.00	5.00	134.00	
		Operating Engineer	5.00	0.00	0.00	0.00	0.00	0.00	0.00	0.00	0.00	5.00	
		Traffic Safety Worker	1.00	0.00	0.00	0.00	0.00	0.00	0.00	0.00	1.00	0.00	
		Laborer	719.50	0.00	382.50	0.00	0.00	0.00	0.00	8.00	0.00	1,102.00	
		<b>Total:</b>	<b>878.00</b>	<b>0.00</b>	<b>785.50</b>	<b>0.00</b>	<b>0.00</b>	<b>0.00</b>	<b>0.00</b>	<b>36.00</b>	<b>6.00</b>	<b>1,657.50</b>	
<b>41944</b>	<b>M6107.15-00</b>	<b>Runway 4R-22L Rehabilitation</b>											
		<b>Construction Trade</b>	<b>Caucasian</b>	<b>African American</b>	<b>Hispanic</b>	<b>Asian</b>	<b>Native American</b>	<b>Other</b>	<b>Not Specified</b>	<b>Apprentice</b>	<b>Female</b>	<b>Male</b>	
		Electrician	2,971.00	163.25	109.75	0.00	0.00	0.00	0.00	1,109.75	77.25	3,166.75	
		Laborer	4,036.50	466.50	7,304.00	0.00	0.00	0.00	0.00	40.50	296.00	11,511.00	
		Operator	4,403.00	309.00	469.50	0.00	33.00	0.00	0.00	534.00	32.00	5,182.50	
		Teamster	1,163.50	31.00	189.25	0.00	0.00	0.00	0.00	0.00	0.00	1,383.75	
		Traffic Control Device Monitor	377.75	32.50	589.75	0.00	0.00	0.00	0.00	0.00	0.00	1,000.00	
		Cement Mason Finisher	327.50	0.00	141.50	0.00	0.00	0.00	0.00	0.00	0.00	469.00	
		<b>Total:</b>	<b>13,279.25</b>	<b>1,002.25</b>	<b>8,803.75</b>	<b>0.00</b>	<b>33.00</b>	<b>0.00</b>	<b>0.00</b>	<b>1,684.25</b>	<b>405.25</b>	<b>22,713.00</b>	
<b>42872</b>	<b>M9183.12-00</b>	<b>Security Guard Booth Upgrades</b>											
		<b>Construction Trade</b>	<b>Caucasian</b>	<b>African American</b>	<b>Hispanic</b>	<b>Asian</b>	<b>Native American</b>	<b>Other</b>	<b>Not Specified</b>	<b>Apprentice</b>	<b>Female</b>	<b>Male</b>	
		Electrician	1,318.50	0.00	56.00	0.00	0.00	0.00	0.00	153.00	0.00	1,374.50	
		Communications Electrician	191.50	0.00	0.00	0.00	0.00	0.00	0.00	0.00	0.00	191.50	
		Plumber	173.50	0.00	0.00	0.00	0.00	0.00	0.00	11.00	0.00	173.50	

**NOTE: Values Provided are Hours Worked**

Contract No.	Project No.	Project Name										
		Laborer	94.00	139.00	1,503.50	0.00	0.00	0.00	0.00	0.00	134.50	1,602.00
		Operator	461.50	77.00	345.50	0.00	0.00	0.00	0.00	0.00	0.00	884.00
		Teamster	7.75	0.00	41.50	0.00	0.00	0.00	0.00	0.00	0.00	49.25
		Material Tester	161.75	0.00	26.50	10.00	0.00	0.00	0.00	3.00	46.50	151.75
		Cement Mason	0.00	0.00	116.00	0.00	0.00	0.00	0.00	0.00	0.00	116.00
		Surveyor	24.50	0.00	0.00	0.00	0.00	0.00	0.00	0.00	0.00	24.50
		Fence Erector	28.50	8.25	587.25	21.00	0.00	0.00	0.00	146.50	6.25	638.75
		Fence Erector Foreman	0.00	0.00	105.50	0.00	0.00	0.00	0.00	0.00	0.00	105.50
		<b>Total:</b>	<b>2,461.50</b>	<b>224.25</b>	<b>2,781.75</b>	<b>31.00</b>	<b>0.00</b>	<b>0.00</b>	<b>0.00</b>	<b>313.50</b>	<b>187.25</b>	<b>5,311.25</b>



## SUMMARY OF WORKFORCE UTILIZATION

### Multiple Projects Multiple Contractors

From: 10/16/2016 To: 10/17/2017  
Report By Week End Date

Report Date: 11/03/2017

<b>Project Name:</b> 41567 - OMP Runway 9C-27C East Package - ORD
<b>Project Code:</b> 41567

Construction Trade	Hours Worked										
	Craft Level	Total Employee	Caucasian	African American	Hispanic	Asian	Native American	Other	Not Specified	Total Female	Total Male

**Aldridge Electric Inc.**

ELECTRICIAN	Journey	2,701.00	2,252.50	413.00	35.50	0.00	0.00	0.00	0.00	0.00	2,701.00
	Apprentice	0.00	0.00	0.00	0.00	0.00	0.00	0.00	0.00	0.00	0.00
	A/J Ratio	0.00	0.00	0.00	0.00	0.00	0.00	0.00	0.00	0.00	0.00
	New Hire	0.00	0.00	0.00	0.00	0.00	0.00	0.00	0.00	0.00	0.00
	Subtotal	2,701.00	2,252.50	413.00	35.50	0.00	0.00	0.00	0.00	0.00	2,701.00
ELECTRICIAN APPRENTICE (PRINCIPAL AGREEMENT)	Journey	0.00	0.00	0.00	0.00	0.00	0.00	0.00	0.00	0.00	0.00
	Apprentice	1,432.50	1,256.50	152.00	0.00	0.00	0.00	24.00	0.00	24.00	1,408.50
	A/J Ratio	0.00	0.00	0.00	0.00	0.00	0.00	0.00	0.00	0.00	0.00
	New Hire	0.00	0.00	0.00	0.00	0.00	0.00	0.00	0.00	0.00	0.00
	Subtotal	1,432.50	1,256.50	152.00	0.00	0.00	0.00	24.00	0.00	24.00	1,408.50
IRONWORKER	Journey	302.00	148.00	0.00	154.00	0.00	0.00	0.00	0.00	0.00	302.00
	Apprentice	0.00	0.00	0.00	0.00	0.00	0.00	0.00	0.00	0.00	0.00
	A/J Ratio	0.00	0.00	0.00	0.00	0.00	0.00	0.00	0.00	0.00	0.00
	New Hire	0.00	0.00	0.00	0.00	0.00	0.00	0.00	0.00	0.00	0.00
	Subtotal	302.00	148.00	0.00	154.00	0.00	0.00	0.00	0.00	0.00	302.00
Ironworker Fence Erector Apprentice	Journey	0.00	0.00	0.00	0.00	0.00	0.00	0.00	0.00	0.00	0.00
	Apprentice	105.00	0.00	0.00	105.00	0.00	0.00	0.00	0.00	0.00	105.00
	A/J Ratio	0.00	0.00	0.00	0.00	0.00	0.00	0.00	0.00	0.00	0.00
	New Hire	0.00	0.00	0.00	0.00	0.00	0.00	0.00	0.00	0.00	0.00
	Subtotal	105.00	0.00	0.00	105.00	0.00	0.00	0.00	0.00	0.00	105.00

**Project Name:** 41567 - OMP Runway 9C-27C East Package - ORD

**Project Code:** 41567

Construction Trade	Hours Worked										
	Craft Level	Total Employee	Caucasian	African American	Hispanic	Asian	Native American	Other	Not Specified	Total Female	Total Male
LABORER (HEAVY and HIGHWAY)	Journey	4,760.00	4,123.00	0.00	637.00	0.00	0.00	0.00	0.00	0.00	4,760.00
	Apprentice	0.00	0.00	0.00	0.00	0.00	0.00	0.00	0.00	0.00	0.00
	A/J Ratio	0.00	0.00	0.00	0.00	0.00	0.00	0.00	0.00	0.00	0.00
	New Hire	0.00	0.00	0.00	0.00	0.00	0.00	0.00	0.00	0.00	0.00
	Subtotal	4,760.00	4,123.00	0.00	637.00	0.00	0.00	0.00	0.00	0.00	4,760.00
OPERATING ENGINEER APPRENTICE (FIRST YEAR)	Journey	0.00	0.00	0.00	0.00	0.00	0.00	0.00	0.00	0.00	0.00
	Apprentice	40.50	40.50	0.00	0.00	0.00	0.00	0.00	0.00	0.00	40.50
	A/J Ratio	0.00	0.00	0.00	0.00	0.00	0.00	0.00	0.00	0.00	0.00
	New Hire	0.00	0.00	0.00	0.00	0.00	0.00	0.00	0.00	0.00	0.00
	Subtotal	40.50	40.50	0.00	0.00	0.00	0.00	0.00	0.00	0.00	40.50
POWER EQUIPMENT OPERATOR (BUILDING AND RESIDENTIAL CONSTRUCTION)	Journey	8.00	8.00	0.00	0.00	0.00	0.00	0.00	0.00	0.00	8.00
	Apprentice	0.00	0.00	0.00	0.00	0.00	0.00	0.00	0.00	0.00	0.00
	A/J Ratio	0.00	0.00	0.00	0.00	0.00	0.00	0.00	0.00	0.00	0.00
	New Hire	0.00	0.00	0.00	0.00	0.00	0.00	0.00	0.00	0.00	0.00
	Subtotal	8.00	8.00	0.00	0.00	0.00	0.00	0.00	0.00	0.00	8.00
POWER EQUIPMENT OPERATOR (HEAVY AND HIGHWAY CONSTRUCTION)	Journey	1,631.00	1,517.00	0.00	16.00	0.00	98.00	0.00	0.00	0.00	1,631.00
	Apprentice	0.00	0.00	0.00	0.00	0.00	0.00	0.00	0.00	0.00	0.00
	A/J Ratio	0.00	0.00	0.00	0.00	0.00	0.00	0.00	0.00	0.00	0.00
	New Hire	0.00	0.00	0.00	0.00	0.00	0.00	0.00	0.00	0.00	0.00
	Subtotal	1,631.00	1,517.00	0.00	16.00	0.00	98.00	0.00	0.00	0.00	1,631.00
Total for Contractor	Journey	9,402.00	8,048.50	413.00	842.50	0.00	98.00	0.00	0.00	0.00	9,402.00
	Apprentice	1,578.00	1,297.00	152.00	105.00	0.00	0.00	24.00	0.00	24.00	1,554.00
	A/J Ratio	0.17	0.16	0.37	0.12	0.00	0.00	0.00	0.00	0.00	0.17
	New Hire	0.00	0.00	0.00	0.00	0.00	0.00	0.00	0.00	0.00	0.00
	Subtotal	10,980.00	9,345.50	565.00	947.50	0.00	98.00	24.00	0.00	24.00	10,956.00
<b>Alpine Demolition Services, LLC</b>											
LABORER (DEMOLITION/WRECKING)	Journey	578.50	0.00	0.00	578.50	0.00	0.00	0.00	0.00	0.00	578.50
	Apprentice	0.00	0.00	0.00	0.00	0.00	0.00	0.00	0.00	0.00	0.00
	A/J Ratio	0.00	0.00	0.00	0.00	0.00	0.00	0.00	0.00	0.00	0.00
	New Hire	0.00	0.00	0.00	0.00	0.00	0.00	0.00	0.00	0.00	0.00
	Subtotal	578.50	0.00	0.00	578.50	0.00	0.00	0.00	0.00	0.00	578.50

**Project Name:** 41567 - OMP Runway 9C-27C East Package - ORD

**Project Code:** 41567

Construction Trade	Hours Worked										
	Craft Level	Total Employee	Caucasian	African American	Hispanic	Asian	Native American	Other	Not Specified	Total Female	Total Male
POWER EQUIPMENT OPERATOR (HEAVY AND HIGHWAY CONSTRUCTION)	Journey	627.50	36.00	0.00	591.50	0.00	0.00	0.00	0.00	0.00	627.50
	Apprentice	0.00	0.00	0.00	0.00	0.00	0.00	0.00	0.00	0.00	0.00
	A/J Ratio	0.00	0.00	0.00	0.00	0.00	0.00	0.00	0.00	0.00	0.00
	New Hire	0.00	0.00	0.00	0.00	0.00	0.00	0.00	0.00	0.00	0.00
	Subtotal	627.50	36.00	0.00	591.50	0.00	0.00	0.00	0.00	0.00	627.50
Total for Contractor	Journey	1,206.00	36.00	0.00	1,170.00	0.00	0.00	0.00	0.00	0.00	1,206.00
	Apprentice	0.00	0.00	0.00	0.00	0.00	0.00	0.00	0.00	0.00	0.00
	A/J Ratio	0.00	0.00	0.00	0.00	0.00	0.00	0.00	0.00	0.00	0.00
	New Hire	0.00	0.00	0.00	0.00	0.00	0.00	0.00	0.00	0.00	0.00
	Subtotal	1,206.00	36.00	0.00	1,170.00	0.00	0.00	0.00	0.00	0.00	1,206.00
<b>Antigo Construction Inc.</b>											
POWER EQUIPMENT OPERATOR (HEAVY AND HIGHWAY CONSTRUCTION)	Journey	142.00	142.00	0.00	0.00	0.00	0.00	0.00	0.00	0.00	142.00
	Apprentice	0.00	0.00	0.00	0.00	0.00	0.00	0.00	0.00	0.00	0.00
	A/J Ratio	0.00	0.00	0.00	0.00	0.00	0.00	0.00	0.00	0.00	0.00
	New Hire	0.00	0.00	0.00	0.00	0.00	0.00	0.00	0.00	0.00	0.00
	Subtotal	142.00	142.00	0.00	0.00	0.00	0.00	0.00	0.00	0.00	142.00
Total for Contractor	Journey	142.00	142.00	0.00	0.00	0.00	0.00	0.00	0.00	0.00	142.00
	Apprentice	0.00	0.00	0.00	0.00	0.00	0.00	0.00	0.00	0.00	0.00
	A/J Ratio	0.00	0.00	0.00	0.00	0.00	0.00	0.00	0.00	0.00	0.00
	New Hire	0.00	0.00	0.00	0.00	0.00	0.00	0.00	0.00	0.00	0.00
	Subtotal	142.00	142.00	0.00	0.00	0.00	0.00	0.00	0.00	0.00	142.00
<b>Arrow Road Construction Co.</b>											
LABORER (HEAVY and HIGHWAY)	Journey	2,788.50	673.50	0.00	2,115.00	0.00	0.00	0.00	0.00	0.00	2,788.50
	Apprentice	0.00	0.00	0.00	0.00	0.00	0.00	0.00	0.00	0.00	0.00
	A/J Ratio	0.00	0.00	0.00	0.00	0.00	0.00	0.00	0.00	0.00	0.00
	New Hire	0.00	0.00	0.00	0.00	0.00	0.00	0.00	0.00	0.00	0.00
	Subtotal	2,788.50	673.50	0.00	2,115.00	0.00	0.00	0.00	0.00	0.00	2,788.50



**Project Name:** 41567 - OMP Runway 9C-27C East Package - ORD

**Project Code:** 41567

Construction Trade	Hours Worked										
	Craft Level	Total Employee	Caucasian	African American	Hispanic	Asian	Native American	Other	Not Specified	Total Female	Total Male
OPERATING ENGINEER APPRENTICE (FIRST YEAR)	Journey	0.00	0.00	0.00	0.00	0.00	0.00	0.00	0.00	0.00	0.00
	Apprentice	107.50	107.50	0.00	0.00	0.00	0.00	0.00	0.00	107.50	0.00
	A/J Ratio	0.00	0.00	0.00	0.00	0.00	0.00	0.00	0.00	0.00	0.00
	New Hire	0.00	0.00	0.00	0.00	0.00	0.00	0.00	0.00	0.00	0.00
	Subtotal	107.50	107.50	0.00	0.00	0.00	0.00	0.00	0.00	107.50	0.00
OPERATING ENGINEER APPRENTICE (SECOND YEAR)	Journey	0.00	0.00	0.00	0.00	0.00	0.00	0.00	0.00	0.00	0.00
	Apprentice	142.50	0.00	142.50	0.00	0.00	0.00	0.00	0.00	0.00	142.50
	A/J Ratio	0.00	0.00	0.00	0.00	0.00	0.00	0.00	0.00	0.00	0.00
	New Hire	0.00	0.00	0.00	0.00	0.00	0.00	0.00	0.00	0.00	0.00
	Subtotal	142.50	0.00	142.50	0.00	0.00	0.00	0.00	0.00	0.00	142.50
POWER EQUIPMENT OPERATOR (BUILDING AND RESIDENTIAL CONSTRUCTION)	Journey	13.00	13.00	0.00	0.00	0.00	0.00	0.00	0.00	13.00	0.00
	Apprentice	0.00	0.00	0.00	0.00	0.00	0.00	0.00	0.00	0.00	0.00
	A/J Ratio	0.00	0.00	0.00	0.00	0.00	0.00	0.00	0.00	0.00	0.00
	New Hire	0.00	0.00	0.00	0.00	0.00	0.00	0.00	0.00	0.00	0.00
	Subtotal	13.00	13.00	0.00	0.00	0.00	0.00	0.00	0.00	13.00	0.00
POWER EQUIPMENT OPERATOR (HEAVY AND HIGHWAY CONSTRUCTION)	Journey	2,150.50	1,895.50	0.00	255.00	0.00	0.00	0.00	0.00	374.00	1,776.50
	Apprentice	0.00	0.00	0.00	0.00	0.00	0.00	0.00	0.00	0.00	0.00
	A/J Ratio	0.00	0.00	0.00	0.00	0.00	0.00	0.00	0.00	0.00	0.00
	New Hire	0.00	0.00	0.00	0.00	0.00	0.00	0.00	0.00	0.00	0.00
	Subtotal	2,150.50	1,895.50	0.00	255.00	0.00	0.00	0.00	0.00	374.00	1,776.50
TRUCK DRIVER (HEAVY AND HIGHWAY)	Journey	1,110.50	667.50	0.00	443.00	0.00	0.00	0.00	0.00	0.00	1,110.50
	Apprentice	0.00	0.00	0.00	0.00	0.00	0.00	0.00	0.00	0.00	0.00
	A/J Ratio	0.00	0.00	0.00	0.00	0.00	0.00	0.00	0.00	0.00	0.00
	New Hire	0.00	0.00	0.00	0.00	0.00	0.00	0.00	0.00	0.00	0.00
	Subtotal	1,110.50	667.50	0.00	443.00	0.00	0.00	0.00	0.00	0.00	1,110.50
Total for Contractor	Journey	6,062.50	3,249.50	0.00	2,813.00	0.00	0.00	0.00	0.00	387.00	5,675.50
	Apprentice	250.00	107.50	142.50	0.00	0.00	0.00	0.00	0.00	107.50	142.50
	A/J Ratio	0.04	0.03	0.00	0.00	0.00	0.00	0.00	0.00	0.28	0.03
	New Hire	0.00	0.00	0.00	0.00	0.00	0.00	0.00	0.00	0.00	0.00
	Subtotal	6,312.50	3,357.00	142.50	2,813.00	0.00	0.00	0.00	0.00	494.50	5,818.00

**Project Name:** 41567 - OMP Runway 9C-27C East Package - ORD

**Project Code:** 41567

Construction Trade	Hours Worked										
	Craft Level	Total Employee	Caucasian	African American	Hispanic	Asian	Native American	Other	Not Specified	Total Female	Total Male
OPERATING ENGINEER APPRENTICE (FIRST HALF OF THIRD YEAR)	Journey	0.00	0.00	0.00	0.00	0.00	0.00	0.00	0.00	0.00	0.00
	Apprentice	41.50	41.50	0.00	0.00	0.00	0.00	0.00	0.00	0.00	41.50
	A/J Ratio	0.00	0.00	0.00	0.00	0.00	0.00	0.00	0.00	0.00	0.00
	New Hire	0.00	0.00	0.00	0.00	0.00	0.00	0.00	0.00	0.00	0.00
	Subtotal	41.50	41.50	0.00	0.00	0.00	0.00	0.00	0.00	0.00	41.50
POWER EQUIPMENT OPERATOR (HEAVY AND HIGHWAY CONSTRUCTION)	Journey	111.00	41.50	0.00	69.50	0.00	0.00	0.00	0.00	0.00	111.00
	Apprentice	0.00	0.00	0.00	0.00	0.00	0.00	0.00	0.00	0.00	0.00
	A/J Ratio	0.00	0.00	0.00	0.00	0.00	0.00	0.00	0.00	0.00	0.00
	New Hire	0.00	0.00	0.00	0.00	0.00	0.00	0.00	0.00	0.00	0.00
	Subtotal	111.00	41.50	0.00	69.50	0.00	0.00	0.00	0.00	0.00	111.00
Total for Contractor	Journey	111.00	41.50	0.00	69.50	0.00	0.00	0.00	0.00	0.00	111.00
	Apprentice	41.50	41.50	0.00	0.00	0.00	0.00	0.00	0.00	0.00	41.50
	A/J Ratio	0.37	1.00	0.00	0.00	0.00	0.00	0.00	0.00	0.00	0.37
	New Hire	0.00	0.00	0.00	0.00	0.00	0.00	0.00	0.00	0.00	0.00
	Subtotal	152.50	83.00	0.00	69.50	0.00	0.00	0.00	0.00	0.00	152.50

**Chicagoland Trucking, Inc.**

TRUCK DRIVER (HEAVY AND HIGHWAY)	Journey	2,074.75	0.00	15.75	2,059.00	0.00	0.00	0.00	0.00	0.00	2,074.75
	Apprentice	0.00	0.00	0.00	0.00	0.00	0.00	0.00	0.00	0.00	0.00
	A/J Ratio	0.00	0.00	0.00	0.00	0.00	0.00	0.00	0.00	0.00	0.00
	New Hire	0.00	0.00	0.00	0.00	0.00	0.00	0.00	0.00	0.00	0.00
	Subtotal	2,074.75	0.00	15.75	2,059.00	0.00	0.00	0.00	0.00	0.00	2,074.75
Total for Contractor	Journey	2,074.75	0.00	15.75	2,059.00	0.00	0.00	0.00	0.00	0.00	2,074.75
	Apprentice	0.00	0.00	0.00	0.00	0.00	0.00	0.00	0.00	0.00	0.00
	A/J Ratio	0.00	0.00	0.00	0.00	0.00	0.00	0.00	0.00	0.00	0.00
	New Hire	0.00	0.00	0.00	0.00	0.00	0.00	0.00	0.00	0.00	0.00
	Subtotal	2,074.75	0.00	15.75	2,059.00	0.00	0.00	0.00	0.00	0.00	2,074.75

**Crystal Sewer & Water, Inc.**

**Project Name:** 41567 - OMP Runway 9C-27C East Package - ORD

**Project Code:** 41567

Construction Trade	Hours Worked										
	Craft Level	Total Employee	Caucasian	African American	Hispanic	Asian	Native American	Other	Not Specified	Total Female	Total Male
LABORER (HEAVY and HIGHWAY)	Journey	8.00	8.00	0.00	0.00	0.00	0.00	0.00	0.00	0.00	8.00
	Apprentice	0.00	0.00	0.00	0.00	0.00	0.00	0.00	0.00	0.00	0.00
	A/J Ratio	0.00	0.00	0.00	0.00	0.00	0.00	0.00	0.00	0.00	0.00
	New Hire	0.00	0.00	0.00	0.00	0.00	0.00	0.00	0.00	0.00	0.00
	Subtotal	8.00	8.00	0.00	0.00	0.00	0.00	0.00	0.00	0.00	8.00
POWER EQUIPMENT OPERATOR (HEAVY AND HIGHWAY CONSTRUCTION)	Journey	12.50	12.50	0.00	0.00	0.00	0.00	0.00	0.00	0.00	12.50
	Apprentice	0.00	0.00	0.00	0.00	0.00	0.00	0.00	0.00	0.00	0.00
	A/J Ratio	0.00	0.00	0.00	0.00	0.00	0.00	0.00	0.00	0.00	0.00
	New Hire	0.00	0.00	0.00	0.00	0.00	0.00	0.00	0.00	0.00	0.00
	Subtotal	12.50	12.50	0.00	0.00	0.00	0.00	0.00	0.00	0.00	12.50
Total for Contractor	Journey	20.50	20.50	0.00	0.00	0.00	0.00	0.00	0.00	0.00	20.50
	Apprentice	0.00	0.00	0.00	0.00	0.00	0.00	0.00	0.00	0.00	0.00
	A/J Ratio	0.00	0.00	0.00	0.00	0.00	0.00	0.00	0.00	0.00	0.00
	New Hire	0.00	0.00	0.00	0.00	0.00	0.00	0.00	0.00	0.00	0.00
	Subtotal	20.50	20.50	0.00	0.00	0.00	0.00	0.00	0.00	0.00	20.50
<b>CTI (Chicagoland Trucking)</b>											
TRUCK DRIVER (HEAVY AND HIGHWAY)	Journey	439.25	0.00	0.00	439.25	0.00	0.00	0.00	0.00	0.00	439.25
	Apprentice	0.00	0.00	0.00	0.00	0.00	0.00	0.00	0.00	0.00	0.00
	A/J Ratio	0.00	0.00	0.00	0.00	0.00	0.00	0.00	0.00	0.00	0.00
	New Hire	0.00	0.00	0.00	0.00	0.00	0.00	0.00	0.00	0.00	0.00
	Subtotal	439.25	0.00	0.00	439.25	0.00	0.00	0.00	0.00	0.00	439.25
Total for Contractor	Journey	439.25	0.00	0.00	439.25	0.00	0.00	0.00	0.00	0.00	439.25
	Apprentice	0.00	0.00	0.00	0.00	0.00	0.00	0.00	0.00	0.00	0.00
	A/J Ratio	0.00	0.00	0.00	0.00	0.00	0.00	0.00	0.00	0.00	0.00
	New Hire	0.00	0.00	0.00	0.00	0.00	0.00	0.00	0.00	0.00	0.00
	Subtotal	439.25	0.00	0.00	439.25	0.00	0.00	0.00	0.00	0.00	439.25

**D2K Traffic Equipment & Design, LLC**

**Project Name:** 41567 - OMP Runway 9C-27C East Package - ORD

**Project Code:** 41567

Construction Trade	Hours Worked										
	Craft Level	Total Employee	Caucasian	African American	Hispanic	Asian	Native American	Other	Not Specified	Total Female	Total Male
TRAFFIC CONTROL DEVICE MONITOR	Journey	629.25	170.00	71.25	388.00	0.00	0.00	0.00	0.00	0.00	629.25
	Apprentice	0.00	0.00	0.00	0.00	0.00	0.00	0.00	0.00	0.00	0.00
	A/J Ratio	0.00	0.00	0.00	0.00	0.00	0.00	0.00	0.00	0.00	0.00
	New Hire	0.00	0.00	0.00	0.00	0.00	0.00	0.00	0.00	0.00	0.00
	Subtotal	629.25	170.00	71.25	388.00	0.00	0.00	0.00	0.00	0.00	629.25
Total for Contractor	Journey	629.25	170.00	71.25	388.00	0.00	0.00	0.00	0.00	0.00	629.25
	Apprentice	0.00	0.00	0.00	0.00	0.00	0.00	0.00	0.00	0.00	0.00
	A/J Ratio	0.00	0.00	0.00	0.00	0.00	0.00	0.00	0.00	0.00	0.00
	New Hire	0.00	0.00	0.00	0.00	0.00	0.00	0.00	0.00	0.00	0.00
	Subtotal	629.25	170.00	71.25	388.00	0.00	0.00	0.00	0.00	0.00	629.25
<b>Del Toro Landscaping, Inc.</b>											
LABORER - HEAVY CONSTRUCTION (LANDSCAPE WORK)	Journey	2,139.50	47.25	0.00	2,092.25	0.00	0.00	0.00	0.00	0.00	2,139.50
	Apprentice	0.00	0.00	0.00	0.00	0.00	0.00	0.00	0.00	0.00	0.00
	A/J Ratio	0.00	0.00	0.00	0.00	0.00	0.00	0.00	0.00	0.00	0.00
	New Hire	0.00	0.00	0.00	0.00	0.00	0.00	0.00	0.00	0.00	0.00
	Subtotal	2,139.50	47.25	0.00	2,092.25	0.00	0.00	0.00	0.00	0.00	2,139.50
OPERATORS	Journey	24.00	0.00	0.00	24.00	0.00	0.00	0.00	0.00	0.00	24.00
	Apprentice	0.00	0.00	0.00	0.00	0.00	0.00	0.00	0.00	0.00	0.00
	A/J Ratio	0.00	0.00	0.00	0.00	0.00	0.00	0.00	0.00	0.00	0.00
	New Hire	0.00	0.00	0.00	0.00	0.00	0.00	0.00	0.00	0.00	0.00
	Subtotal	24.00	0.00	0.00	24.00	0.00	0.00	0.00	0.00	0.00	24.00
POWER EQUIPMENT OPERATOR (HEAVY AND HIGHWAY CONSTRUCTION)	Journey	917.00	460.00	0.00	457.00	0.00	0.00	0.00	0.00	226.50	690.50
	Apprentice	0.00	0.00	0.00	0.00	0.00	0.00	0.00	0.00	0.00	0.00
	A/J Ratio	0.00	0.00	0.00	0.00	0.00	0.00	0.00	0.00	0.00	0.00
	New Hire	0.00	0.00	0.00	0.00	0.00	0.00	0.00	0.00	0.00	0.00
	Subtotal	917.00	460.00	0.00	457.00	0.00	0.00	0.00	0.00	226.50	690.50

**Project Name:** 41567 - OMP Runway 9C-27C East Package - ORD

**Project Code:** 41567

Construction Trade	Hours Worked										
	Craft Level	Total Employee	Caucasian	African American	Hispanic	Asian	Native American	Other	Not Specified	Total Female	Total Male
Total for Contractor	Journey	3,080.50	507.25	0.00	2,573.25	0.00	0.00	0.00	0.00	226.50	2,854.00
	Apprentice	0.00	0.00	0.00	0.00	0.00	0.00	0.00	0.00	0.00	0.00
	A/J Ratio	0.00	0.00	0.00	0.00	0.00	0.00	0.00	0.00	0.00	0.00
	New Hire	0.00	0.00	0.00	0.00	0.00	0.00	0.00	0.00	0.00	0.00
	Subtotal	3,080.50	507.25	0.00	2,573.25	0.00	0.00	0.00	0.00	226.50	2,854.00
<b>Elgin Sweeping Service, Inc.</b>											
TRUCK DRIVER (BUILDING AND RESIDENTIAL)	Journey	3,061.75	2,757.00	0.00	304.75	0.00	0.00	0.00	0.00	0.00	3,061.75
	Apprentice	0.00	0.00	0.00	0.00	0.00	0.00	0.00	0.00	0.00	0.00
	A/J Ratio	0.00	0.00	0.00	0.00	0.00	0.00	0.00	0.00	0.00	0.00
	New Hire	0.00	0.00	0.00	0.00	0.00	0.00	0.00	0.00	0.00	0.00
	Subtotal	3,061.75	2,757.00	0.00	304.75	0.00	0.00	0.00	0.00	0.00	3,061.75
Total for Contractor	Journey	3,061.75	2,757.00	0.00	304.75	0.00	0.00	0.00	0.00	0.00	3,061.75
	Apprentice	0.00	0.00	0.00	0.00	0.00	0.00	0.00	0.00	0.00	0.00
	A/J Ratio	0.00	0.00	0.00	0.00	0.00	0.00	0.00	0.00	0.00	0.00
	New Hire	0.00	0.00	0.00	0.00	0.00	0.00	0.00	0.00	0.00	0.00
	Subtotal	3,061.75	2,757.00	0.00	304.75	0.00	0.00	0.00	0.00	0.00	3,061.75
<b>HOMER TREE SERVICE INC.</b>											
OPERATORS	Journey	7.00	0.00	0.00	7.00	0.00	0.00	0.00	0.00	0.00	7.00
	Apprentice	0.00	0.00	0.00	0.00	0.00	0.00	0.00	0.00	0.00	0.00
	A/J Ratio	0.00	0.00	0.00	0.00	0.00	0.00	0.00	0.00	0.00	0.00
	New Hire	0.00	0.00	0.00	0.00	0.00	0.00	0.00	0.00	0.00	0.00
	Subtotal	7.00	0.00	0.00	7.00	0.00	0.00	0.00	0.00	0.00	7.00
Total for Contractor	Journey	7.00	0.00	0.00	7.00	0.00	0.00	0.00	0.00	0.00	7.00
	Apprentice	0.00	0.00	0.00	0.00	0.00	0.00	0.00	0.00	0.00	0.00
	A/J Ratio	0.00	0.00	0.00	0.00	0.00	0.00	0.00	0.00	0.00	0.00
	New Hire	0.00	0.00	0.00	0.00	0.00	0.00	0.00	0.00	0.00	0.00
	Subtotal	7.00	0.00	0.00	7.00	0.00	0.00	0.00	0.00	0.00	7.00
<b>INDUSTRIAL FENCE, INC.</b>											

**Project Name:** 41567 - OMP Runway 9C-27C East Package - ORD

**Project Code:** 41567

Construction Trade	Hours Worked										
	Craft Level	Total Employee	Caucasian	African American	Hispanic	Asian	Native American	Other	Not Specified	Total Female	Total Male
IRONWORKER	Journey	479.00	103.00	28.00	348.00	0.00	0.00	0.00	0.00	0.00	479.00
	Apprentice	0.00	0.00	0.00	0.00	0.00	0.00	0.00	0.00	0.00	0.00
	A/J Ratio	0.00	0.00	0.00	0.00	0.00	0.00	0.00	0.00	0.00	0.00
	New Hire	0.00	0.00	0.00	0.00	0.00	0.00	0.00	0.00	0.00	0.00
	Subtotal	479.00	103.00	28.00	348.00	0.00	0.00	0.00	0.00	0.00	479.00
Ironworker Fence Erector Apprentice	Journey	0.00	0.00	0.00	0.00	0.00	0.00	0.00	0.00	0.00	0.00
	Apprentice	298.00	153.50	0.00	144.50	0.00	0.00	0.00	0.00	0.00	298.00
	A/J Ratio	0.00	0.00	0.00	0.00	0.00	0.00	0.00	0.00	0.00	0.00
	New Hire	0.00	0.00	0.00	0.00	0.00	0.00	0.00	0.00	0.00	0.00
	Subtotal	298.00	153.50	0.00	144.50	0.00	0.00	0.00	0.00	0.00	298.00
OPERATING ENGINEER APPRENTICE (SECOND HALF OF THIRD YEAR)	Journey	0.00	0.00	0.00	0.00	0.00	0.00	0.00	0.00	0.00	0.00
	Apprentice	6.50	0.00	0.00	6.50	0.00	0.00	0.00	0.00	0.00	6.50
	A/J Ratio	0.00	0.00	0.00	0.00	0.00	0.00	0.00	0.00	0.00	0.00
	New Hire	0.00	0.00	0.00	0.00	0.00	0.00	0.00	0.00	0.00	0.00
	Subtotal	6.50	0.00	0.00	6.50	0.00	0.00	0.00	0.00	0.00	6.50
POWER EQUIPMENT OPERATOR (HEAVY AND HIGHWAY CONSTRUCTION)	Journey	70.50	32.00	0.00	38.50	0.00	0.00	0.00	0.00	0.00	70.50
	Apprentice	0.00	0.00	0.00	0.00	0.00	0.00	0.00	0.00	0.00	0.00
	A/J Ratio	0.00	0.00	0.00	0.00	0.00	0.00	0.00	0.00	0.00	0.00
	New Hire	0.00	0.00	0.00	0.00	0.00	0.00	0.00	0.00	0.00	0.00
	Subtotal	70.50	32.00	0.00	38.50	0.00	0.00	0.00	0.00	0.00	70.50
Total for Contractor	Journey	549.50	135.00	28.00	386.50	0.00	0.00	0.00	0.00	0.00	549.50
	Apprentice	304.50	153.50	0.00	151.00	0.00	0.00	0.00	0.00	0.00	304.50
	A/J Ratio	0.55	1.14	0.00	0.39	0.00	0.00	0.00	0.00	0.00	0.55
	New Hire	0.00	0.00	0.00	0.00	0.00	0.00	0.00	0.00	0.00	0.00
	Subtotal	854.00	288.50	28.00	537.50	0.00	0.00	0.00	0.00	0.00	854.00
<b>MIDWEST REM ENTERPRISES, INC.</b>											
LABORER (HEAVY and HIGHWAY)	Journey	2,973.25	616.00	0.00	2,357.25	0.00	0.00	0.00	0.00	0.00	2,973.25
	Apprentice	0.00	0.00	0.00	0.00	0.00	0.00	0.00	0.00	0.00	0.00
	A/J Ratio	0.00	0.00	0.00	0.00	0.00	0.00	0.00	0.00	0.00	0.00
	New Hire	0.00	0.00	0.00	0.00	0.00	0.00	0.00	0.00	0.00	0.00
	Subtotal	2,973.25	616.00	0.00	2,357.25	0.00	0.00	0.00	0.00	0.00	2,973.25

**Project Name:** 41567 - OMP Runway 9C-27C East Package - ORD

**Project Code:** 41567

Construction Trade	Hours Worked										
	Craft Level	Total Employee	Caucasian	African American	Hispanic	Asian	Native American	Other	Not Specified	Total Female	Total Male
POWER EQUIPMENT OPERATOR (HEAVY AND HIGHWAY CONSTRUCTION)	Journey	1,126.00	381.50	386.00	358.50	0.00	0.00	0.00	0.00	18.50	1,107.50
	Apprentice	0.00	0.00	0.00	0.00	0.00	0.00	0.00	0.00	0.00	0.00
	A/J Ratio	0.00	0.00	0.00	0.00	0.00	0.00	0.00	0.00	0.00	0.00
	New Hire	0.00	0.00	0.00	0.00	0.00	0.00	0.00	0.00	0.00	0.00
	Subtotal	1,126.00	381.50	386.00	358.50	0.00	0.00	0.00	0.00	18.50	1,107.50
TRUCK DRIVER (BUILDING AND RESIDENTIAL)	Journey	244.75	94.00	0.00	150.75	0.00	0.00	0.00	0.00	0.00	244.75
	Apprentice	0.00	0.00	0.00	0.00	0.00	0.00	0.00	0.00	0.00	0.00
	A/J Ratio	0.00	0.00	0.00	0.00	0.00	0.00	0.00	0.00	0.00	0.00
	New Hire	0.00	0.00	0.00	0.00	0.00	0.00	0.00	0.00	0.00	0.00
	Subtotal	244.75	94.00	0.00	150.75	0.00	0.00	0.00	0.00	0.00	244.75
TRUCK DRIVER (HEAVY AND HIGHWAY)	Journey	4,067.25	1,108.00	0.00	2,959.25	0.00	0.00	0.00	0.00	0.00	4,067.25
	Apprentice	0.00	0.00	0.00	0.00	0.00	0.00	0.00	0.00	0.00	0.00
	A/J Ratio	0.00	0.00	0.00	0.00	0.00	0.00	0.00	0.00	0.00	0.00
	New Hire	0.00	0.00	0.00	0.00	0.00	0.00	0.00	0.00	0.00	0.00
	Subtotal	4,067.25	1,108.00	0.00	2,959.25	0.00	0.00	0.00	0.00	0.00	4,067.25
Total for Contractor	Journey	8,411.25	2,199.50	386.00	5,825.75	0.00	0.00	0.00	0.00	18.50	8,392.75
	Apprentice	0.00	0.00	0.00	0.00	0.00	0.00	0.00	0.00	0.00	0.00
	A/J Ratio	0.00	0.00	0.00	0.00	0.00	0.00	0.00	0.00	0.00	0.00
	New Hire	0.00	0.00	0.00	0.00	0.00	0.00	0.00	0.00	0.00	0.00
	Subtotal	8,411.25	2,199.50	386.00	5,825.75	0.00	0.00	0.00	0.00	18.50	8,392.75
<b>Mt. Carmel Stabilization Group</b>											
POWER EQUIPMENT OPERATOR (BUILDING AND RESIDENTIAL CONSTRUCTION)	Journey	35.00	35.00	0.00	0.00	0.00	0.00	0.00	0.00	0.00	35.00
	Apprentice	0.00	0.00	0.00	0.00	0.00	0.00	0.00	0.00	0.00	0.00
	A/J Ratio	0.00	0.00	0.00	0.00	0.00	0.00	0.00	0.00	0.00	0.00
	New Hire	0.00	0.00	0.00	0.00	0.00	0.00	0.00	0.00	0.00	0.00
	Subtotal	35.00	35.00	0.00	0.00	0.00	0.00	0.00	0.00	0.00	35.00
POWER EQUIPMENT OPERATOR (HEAVY AND HIGHWAY CONSTRUCTION)	Journey	190.50	190.50	0.00	0.00	0.00	0.00	0.00	0.00	0.00	190.50
	Apprentice	0.00	0.00	0.00	0.00	0.00	0.00	0.00	0.00	0.00	0.00
	A/J Ratio	0.00	0.00	0.00	0.00	0.00	0.00	0.00	0.00	0.00	0.00
	New Hire	0.00	0.00	0.00	0.00	0.00	0.00	0.00	0.00	0.00	0.00
	Subtotal	190.50	190.50	0.00	0.00	0.00	0.00	0.00	0.00	0.00	190.50

**Project Name:** 41567 - OMP Runway 9C-27C East Package - ORD

**Project Code:** 41567

Construction Trade	Hours Worked										
	Craft Level	Total Employee	Caucasian	African American	Hispanic	Asian	Native American	Other	Not Specified	Total Female	Total Male
TRUCK DRIVER (HEAVY AND HIGHWAY)	Journey	195.50	195.50	0.00	0.00	0.00	0.00	0.00	0.00	0.00	195.50
	Apprentice	0.00	0.00	0.00	0.00	0.00	0.00	0.00	0.00	0.00	0.00
	A/J Ratio	0.00	0.00	0.00	0.00	0.00	0.00	0.00	0.00	0.00	0.00
	New Hire	0.00	0.00	0.00	0.00	0.00	0.00	0.00	0.00	0.00	0.00
	Subtotal	195.50	195.50	0.00	0.00	0.00	0.00	0.00	0.00	0.00	195.50
Total for Contractor	Journey	421.00	421.00	0.00	0.00	0.00	0.00	0.00	0.00	0.00	421.00
	Apprentice	0.00	0.00	0.00	0.00	0.00	0.00	0.00	0.00	0.00	0.00
	A/J Ratio	0.00	0.00	0.00	0.00	0.00	0.00	0.00	0.00	0.00	0.00
	New Hire	0.00	0.00	0.00	0.00	0.00	0.00	0.00	0.00	0.00	0.00
	Subtotal	421.00	421.00	0.00	0.00	0.00	0.00	0.00	0.00	0.00	421.00
<b>MTC Moreno's Inc.</b>											
TRUCK DRIVER (BUILDING AND RESIDENTIAL)	Journey	2,125.75	0.00	0.00	2,125.75	0.00	0.00	0.00	0.00	303.50	1,822.25
	Apprentice	0.00	0.00	0.00	0.00	0.00	0.00	0.00	0.00	0.00	0.00
	A/J Ratio	0.00	0.00	0.00	0.00	0.00	0.00	0.00	0.00	0.00	0.00
	New Hire	0.00	0.00	0.00	0.00	0.00	0.00	0.00	0.00	0.00	0.00
	Subtotal	2,125.75	0.00	0.00	2,125.75	0.00	0.00	0.00	0.00	303.50	1,822.25
Total for Contractor	Journey	2,125.75	0.00	0.00	2,125.75	0.00	0.00	0.00	0.00	303.50	1,822.25
	Apprentice	0.00	0.00	0.00	0.00	0.00	0.00	0.00	0.00	0.00	0.00
	A/J Ratio	0.00	0.00	0.00	0.00	0.00	0.00	0.00	0.00	0.00	0.00
	New Hire	0.00	0.00	0.00	0.00	0.00	0.00	0.00	0.00	0.00	0.00
	Subtotal	2,125.75	0.00	0.00	2,125.75	0.00	0.00	0.00	0.00	303.50	1,822.25
<b>QUALITY SAW &amp; SEAL, INC.</b>											
LABORER - HEAVY CONSTRUCTION (LANDSCAPE WORK)	Journey	285.25	190.25	49.50	45.50	0.00	0.00	0.00	0.00	0.00	285.25
	Apprentice	0.00	0.00	0.00	0.00	0.00	0.00	0.00	0.00	0.00	0.00
	A/J Ratio	0.00	0.00	0.00	0.00	0.00	0.00	0.00	0.00	0.00	0.00
	New Hire	0.00	0.00	0.00	0.00	0.00	0.00	0.00	0.00	0.00	0.00
	Subtotal	285.25	190.25	49.50	45.50	0.00	0.00	0.00	0.00	0.00	285.25



**Project Name:** 41567 - OMP Runway 9C-27C East Package - ORD

**Project Code:** 41567

Construction Trade	Hours Worked										
	Craft Level	Total Employee	Caucasian	African American	Hispanic	Asian	Native American	Other	Not Specified	Total Female	Total Male
LABORER (BUILDING and RESIDENTIAL)	Journey	68.50	68.50	0.00	0.00	0.00	0.00	0.00	0.00	0.00	68.50
	Apprentice	0.00	0.00	0.00	0.00	0.00	0.00	0.00	0.00	0.00	0.00
	A/J Ratio	0.00	0.00	0.00	0.00	0.00	0.00	0.00	0.00	0.00	0.00
	New Hire	0.00	0.00	0.00	0.00	0.00	0.00	0.00	0.00	0.00	0.00
	Subtotal	68.50	68.50	0.00	0.00	0.00	0.00	0.00	0.00	0.00	68.50
LABORER (HEAVY and HIGHWAY)	Journey	595.25	504.25	72.00	19.00	0.00	0.00	0.00	0.00	2.50	592.75
	Apprentice	0.00	0.00	0.00	0.00	0.00	0.00	0.00	0.00	0.00	0.00
	A/J Ratio	0.00	0.00	0.00	0.00	0.00	0.00	0.00	0.00	0.00	0.00
	New Hire	0.00	0.00	0.00	0.00	0.00	0.00	0.00	0.00	0.00	0.00
	Subtotal	595.25	504.25	72.00	19.00	0.00	0.00	0.00	0.00	2.50	592.75
POWER EQUIPMENT OPERATOR (BUILDING AND RESIDENTIAL CONSTRUCTION)	Journey	57.50	57.50	0.00	0.00	0.00	0.00	0.00	0.00	0.00	57.50
	Apprentice	0.00	0.00	0.00	0.00	0.00	0.00	0.00	0.00	0.00	0.00
	A/J Ratio	0.00	0.00	0.00	0.00	0.00	0.00	0.00	0.00	0.00	0.00
	New Hire	0.00	0.00	0.00	0.00	0.00	0.00	0.00	0.00	0.00	0.00
	Subtotal	57.50	57.50	0.00	0.00	0.00	0.00	0.00	0.00	0.00	57.50
POWER EQUIPMENT OPERATOR (HEAVY AND HIGHWAY CONSTRUCTION)	Journey	84.50	84.50	0.00	0.00	0.00	0.00	0.00	0.00	0.00	84.50
	Apprentice	0.00	0.00	0.00	0.00	0.00	0.00	0.00	0.00	0.00	0.00
	A/J Ratio	0.00	0.00	0.00	0.00	0.00	0.00	0.00	0.00	0.00	0.00
	New Hire	0.00	0.00	0.00	0.00	0.00	0.00	0.00	0.00	0.00	0.00
	Subtotal	84.50	84.50	0.00	0.00	0.00	0.00	0.00	0.00	0.00	84.50
Total for Contractor	Journey	1,091.00	905.00	121.50	64.50	0.00	0.00	0.00	0.00	2.50	1,088.50
	Apprentice	0.00	0.00	0.00	0.00	0.00	0.00	0.00	0.00	0.00	0.00
	A/J Ratio	0.00	0.00	0.00	0.00	0.00	0.00	0.00	0.00	0.00	0.00
	New Hire	0.00	0.00	0.00	0.00	0.00	0.00	0.00	0.00	0.00	0.00
	Subtotal	1,091.00	905.00	121.50	64.50	0.00	0.00	0.00	0.00	2.50	1,088.50
<b>SANCHEZ PAVING</b>											
LABORER (HEAVY and HIGHWAY)	Journey	6.00	6.00	0.00	0.00	0.00	0.00	0.00	0.00	0.00	6.00
	Apprentice	0.00	0.00	0.00	0.00	0.00	0.00	0.00	0.00	0.00	0.00
	A/J Ratio	0.00	0.00	0.00	0.00	0.00	0.00	0.00	0.00	0.00	0.00
	New Hire	0.00	0.00	0.00	0.00	0.00	0.00	0.00	0.00	0.00	0.00
	Subtotal	6.00	6.00	0.00	0.00	0.00	0.00	0.00	0.00	0.00	6.00

**Project Name:** 41567 - OMP Runway 9C-27C East Package - ORD

**Project Code:** 41567

Construction Trade	Hours Worked										
	Craft Level	Total Employee	Caucasian	African American	Hispanic	Asian	Native American	Other	Not Specified	Total Female	Total Male
Total for Contractor	Journey	6.00	6.00	0.00	0.00	0.00	0.00	0.00	0.00	0.00	6.00
	Apprentice	0.00	0.00	0.00	0.00	0.00	0.00	0.00	0.00	0.00	0.00
	A/J Ratio	0.00	0.00	0.00	0.00	0.00	0.00	0.00	0.00	0.00	0.00
	New Hire	0.00	0.00	0.00	0.00	0.00	0.00	0.00	0.00	0.00	0.00
	Subtotal	6.00	6.00	0.00	0.00	0.00	0.00	0.00	0.00	0.00	6.00
<b>Sonoma Underground Services</b>											
ELECTRICIAN	Journey	2,700.00	2,700.00	0.00	0.00	0.00	0.00	0.00	0.00	0.00	2,700.00
	Apprentice	0.00	0.00	0.00	0.00	0.00	0.00	0.00	0.00	0.00	0.00
	A/J Ratio	0.00	0.00	0.00	0.00	0.00	0.00	0.00	0.00	0.00	0.00
	New Hire	0.00	0.00	0.00	0.00	0.00	0.00	0.00	0.00	0.00	0.00
	Subtotal	2,700.00	2,700.00	0.00	0.00	0.00	0.00	0.00	0.00	0.00	2,700.00
ELECTRICIAN APPRENTICE (PRINCIPAL AGREEMENT)	Journey	0.00	0.00	0.00	0.00	0.00	0.00	0.00	0.00	0.00	0.00
	Apprentice	16.00	16.00	0.00	0.00	0.00	0.00	0.00	0.00	0.00	16.00
	A/J Ratio	0.00	0.00	0.00	0.00	0.00	0.00	0.00	0.00	0.00	0.00
	New Hire	0.00	0.00	0.00	0.00	0.00	0.00	0.00	0.00	0.00	0.00
	Subtotal	16.00	16.00	0.00	0.00	0.00	0.00	0.00	0.00	0.00	16.00
LABORER (BUILDING and RESIDENTIAL)	Journey	2,283.00	2,226.50	0.00	56.50	0.00	0.00	0.00	0.00	0.00	2,283.00
	Apprentice	0.00	0.00	0.00	0.00	0.00	0.00	0.00	0.00	0.00	0.00
	A/J Ratio	0.00	0.00	0.00	0.00	0.00	0.00	0.00	0.00	0.00	0.00
	New Hire	0.00	0.00	0.00	0.00	0.00	0.00	0.00	0.00	0.00	0.00
	Subtotal	2,283.00	2,226.50	0.00	56.50	0.00	0.00	0.00	0.00	0.00	2,283.00
LABORER (HEAVY and HIGHWAY)	Journey	1,527.00	164.00	0.00	1,363.00	0.00	0.00	0.00	0.00	0.00	1,527.00
	Apprentice	0.00	0.00	0.00	0.00	0.00	0.00	0.00	0.00	0.00	0.00
	A/J Ratio	0.00	0.00	0.00	0.00	0.00	0.00	0.00	0.00	0.00	0.00
	New Hire	0.00	0.00	0.00	0.00	0.00	0.00	0.00	0.00	0.00	0.00
	Subtotal	1,527.00	164.00	0.00	1,363.00	0.00	0.00	0.00	0.00	0.00	1,527.00
POWER EQUIPMENT OPERATOR (BUILDING AND RESIDENTIAL CONSTRUCTION)	Journey	1,806.00	1,806.00	0.00	0.00	0.00	0.00	0.00	0.00	0.00	1,806.00
	Apprentice	0.00	0.00	0.00	0.00	0.00	0.00	0.00	0.00	0.00	0.00
	A/J Ratio	0.00	0.00	0.00	0.00	0.00	0.00	0.00	0.00	0.00	0.00
	New Hire	0.00	0.00	0.00	0.00	0.00	0.00	0.00	0.00	0.00	0.00
	Subtotal	1,806.00	1,806.00	0.00	0.00	0.00	0.00	0.00	0.00	0.00	1,806.00

**Project Name:** 41567 - OMP Runway 9C-27C East Package - ORD

**Project Code:** 41567

Construction Trade	Hours Worked										
	Craft Level	Total Employee	Caucasian	African American	Hispanic	Asian	Native American	Other	Not Specified	Total Female	Total Male
POWER EQUIPMENT OPERATOR (HEAVY AND HIGHWAY CONSTRUCTION)	Journey	1,602.00	1,602.00	0.00	0.00	0.00	0.00	0.00	0.00	0.00	1,602.00
	Apprentice	0.00	0.00	0.00	0.00	0.00	0.00	0.00	0.00	0.00	0.00
	A/J Ratio	0.00	0.00	0.00	0.00	0.00	0.00	0.00	0.00	0.00	0.00
	New Hire	0.00	0.00	0.00	0.00	0.00	0.00	0.00	0.00	0.00	0.00
	Subtotal	1,602.00	1,602.00	0.00	0.00	0.00	0.00	0.00	0.00	0.00	1,602.00
Total for Contractor	Journey	9,918.00	8,498.50	0.00	1,419.50	0.00	0.00	0.00	0.00	0.00	9,918.00
	Apprentice	16.00	16.00	0.00	0.00	0.00	0.00	0.00	0.00	0.00	16.00
	A/J Ratio	0.00	0.00	0.00	0.00	0.00	0.00	0.00	0.00	0.00	0.00
	New Hire	0.00	0.00	0.00	0.00	0.00	0.00	0.00	0.00	0.00	0.00
	Subtotal	9,934.00	8,514.50	0.00	1,419.50	0.00	0.00	0.00	0.00	0.00	9,934.00
<b>Terrell Materials Corporation</b>											
CARPENTER	Journey	37.00	37.00	0.00	0.00	0.00	0.00	0.00	0.00	0.00	37.00
	Apprentice	0.00	0.00	0.00	0.00	0.00	0.00	0.00	0.00	0.00	0.00
	A/J Ratio	0.00	0.00	0.00	0.00	0.00	0.00	0.00	0.00	0.00	0.00
	New Hire	0.00	0.00	0.00	0.00	0.00	0.00	0.00	0.00	0.00	0.00
	Subtotal	37.00	37.00	0.00	0.00	0.00	0.00	0.00	0.00	0.00	37.00
CEMENT MASON/CONCRETE FINISHER	Journey	10.00	10.00	0.00	0.00	0.00	0.00	0.00	0.00	0.00	10.00
	Apprentice	0.00	0.00	0.00	0.00	0.00	0.00	0.00	0.00	0.00	0.00
	A/J Ratio	0.00	0.00	0.00	0.00	0.00	0.00	0.00	0.00	0.00	0.00
	New Hire	0.00	0.00	0.00	0.00	0.00	0.00	0.00	0.00	0.00	0.00
	Subtotal	10.00	10.00	0.00	0.00	0.00	0.00	0.00	0.00	0.00	10.00
LABORER (HEAVY and HIGHWAY)	Journey	1,606.50	493.50	415.00	698.00	0.00	0.00	0.00	0.00	0.00	1,606.50
	Apprentice	0.00	0.00	0.00	0.00	0.00	0.00	0.00	0.00	0.00	0.00
	A/J Ratio	0.00	0.00	0.00	0.00	0.00	0.00	0.00	0.00	0.00	0.00
	New Hire	0.00	0.00	0.00	0.00	0.00	0.00	0.00	0.00	0.00	0.00
	Subtotal	1,606.50	493.50	415.00	698.00	0.00	0.00	0.00	0.00	0.00	1,606.50
OPERATING ENGINEER APPRENTICE (FIRST HALF OF THIRD YEAR)	Journey	0.00	0.00	0.00	0.00	0.00	0.00	0.00	0.00	0.00	0.00
	Apprentice	51.00	0.00	51.00	0.00	0.00	0.00	0.00	0.00	0.00	51.00
	A/J Ratio	0.00	0.00	0.00	0.00	0.00	0.00	0.00	0.00	0.00	0.00
	New Hire	0.00	0.00	0.00	0.00	0.00	0.00	0.00	0.00	0.00	0.00
	Subtotal	51.00	0.00	51.00	0.00	0.00	0.00	0.00	0.00	0.00	51.00

**Project Name:** 41567 - OMP Runway 9C-27C East Package - ORD

**Project Code:** 41567

Construction Trade	Hours Worked										
	Craft Level	Total Employee	Caucasian	African American	Hispanic	Asian	Native American	Other	Not Specified	Total Female	Total Male
OPERATING ENGINEER APPRENTICE (SECOND HALF OF THIRD YEAR)	Journey	0.00	0.00	0.00	0.00	0.00	0.00	0.00	0.00	0.00	0.00
	Apprentice	51.50	51.50	0.00	0.00	0.00	0.00	0.00	0.00	0.00	51.50
	A/J Ratio	0.00	0.00	0.00	0.00	0.00	0.00	0.00	0.00	0.00	0.00
	New Hire	0.00	0.00	0.00	0.00	0.00	0.00	0.00	0.00	0.00	0.00
	Subtotal	51.50	51.50	0.00	0.00	0.00	0.00	0.00	0.00	0.00	51.50
POWER EQUIPMENT OPERATOR (HEAVY AND HIGHWAY CONSTRUCTION)	Journey	2,392.00	1,725.50	8.00	658.50	0.00	0.00	0.00	0.00	0.00	2,392.00
	Apprentice	0.00	0.00	0.00	0.00	0.00	0.00	0.00	0.00	0.00	0.00
	A/J Ratio	0.00	0.00	0.00	0.00	0.00	0.00	0.00	0.00	0.00	0.00
	New Hire	0.00	0.00	0.00	0.00	0.00	0.00	0.00	0.00	0.00	0.00
	Subtotal	2,392.00	1,725.50	8.00	658.50	0.00	0.00	0.00	0.00	0.00	2,392.00
Total for Contractor	Journey	4,045.50	2,266.00	423.00	1,356.50	0.00	0.00	0.00	0.00	0.00	4,045.50
	Apprentice	102.50	51.50	51.00	0.00	0.00	0.00	0.00	0.00	0.00	102.50
	A/J Ratio	0.03	0.02	0.12	0.00	0.00	0.00	0.00	0.00	0.00	0.03
	New Hire	0.00	0.00	0.00	0.00	0.00	0.00	0.00	0.00	0.00	0.00
	Subtotal	4,148.00	2,317.50	474.00	1,356.50	0.00	0.00	0.00	0.00	0.00	4,148.00

**Terrell Materials Corporation 02**

CEMENT MASON/CONCRETE FINISHER	Journey	143.00	134.50	8.50	0.00	0.00	0.00	0.00	0.00	8.50	134.50
	Apprentice	0.00	0.00	0.00	0.00	0.00	0.00	0.00	0.00	0.00	0.00
	A/J Ratio	0.00	0.00	0.00	0.00	0.00	0.00	0.00	0.00	0.00	0.00
	New Hire	0.00	0.00	0.00	0.00	0.00	0.00	0.00	0.00	0.00	0.00
	Subtotal	143.00	134.50	8.50	0.00	0.00	0.00	0.00	0.00	8.50	134.50
Total for Contractor	Journey	143.00	134.50	8.50	0.00	0.00	0.00	0.00	0.00	8.50	134.50
	Apprentice	0.00	0.00	0.00	0.00	0.00	0.00	0.00	0.00	0.00	0.00
	A/J Ratio	0.00	0.00	0.00	0.00	0.00	0.00	0.00	0.00	0.00	0.00
	New Hire	0.00	0.00	0.00	0.00	0.00	0.00	0.00	0.00	0.00	0.00
	Subtotal	143.00	134.50	8.50	0.00	0.00	0.00	0.00	0.00	8.50	134.50

**Tough Cut Concrete Services, Inc.**

**Project Name:** 41567 - OMP Runway 9C-27C East Package - ORD

**Project Code:** 41567

Construction Trade	Hours Worked										
	Craft Level	Total Employee	Caucasian	African American	Hispanic	Asian	Native American	Other	Not Specified	Total Female	Total Male
Apprentice Laborer	Journey	0.00	0.00	0.00	0.00	0.00	0.00	0.00	0.00	0.00	0.00
	Apprentice	129.00	0.00	0.00	129.00	0.00	0.00	0.00	0.00	0.00	129.00
	A/J Ratio	0.00	0.00	0.00	0.00	0.00	0.00	0.00	0.00	0.00	0.00
	New Hire	0.00	0.00	0.00	0.00	0.00	0.00	0.00	0.00	0.00	0.00
	Subtotal	129.00	0.00	0.00	129.00	0.00	0.00	0.00	0.00	0.00	129.00
LABORER (HEAVY and HIGHWAY)	Journey	569.75	132.75	0.00	437.00	0.00	0.00	0.00	0.00	32.00	537.75
	Apprentice	0.00	0.00	0.00	0.00	0.00	0.00	0.00	0.00	0.00	0.00
	A/J Ratio	0.00	0.00	0.00	0.00	0.00	0.00	0.00	0.00	0.00	0.00
	New Hire	0.00	0.00	0.00	0.00	0.00	0.00	0.00	0.00	0.00	0.00
	Subtotal	569.75	132.75	0.00	437.00	0.00	0.00	0.00	0.00	32.00	537.75
OPERATING ENGINEER APPRENTICE (FIRST HALF OF THIRD YEAR)	Journey	0.00	0.00	0.00	0.00	0.00	0.00	0.00	0.00	0.00	0.00
	Apprentice	84.00	0.00	84.00	0.00	0.00	0.00	0.00	0.00	0.00	84.00
	A/J Ratio	0.00	0.00	0.00	0.00	0.00	0.00	0.00	0.00	0.00	0.00
	New Hire	0.00	0.00	0.00	0.00	0.00	0.00	0.00	0.00	0.00	0.00
	Subtotal	84.00	0.00	84.00	0.00	0.00	0.00	0.00	0.00	0.00	84.00
POWER EQUIPMENT OPERATOR (HEAVY AND HIGHWAY CONSTRUCTION)	Journey	1,683.50	1,245.50	0.00	438.00	0.00	0.00	0.00	0.00	0.00	1,683.50
	Apprentice	0.00	0.00	0.00	0.00	0.00	0.00	0.00	0.00	0.00	0.00
	A/J Ratio	0.00	0.00	0.00	0.00	0.00	0.00	0.00	0.00	0.00	0.00
	New Hire	0.00	0.00	0.00	0.00	0.00	0.00	0.00	0.00	0.00	0.00
	Subtotal	1,683.50	1,245.50	0.00	438.00	0.00	0.00	0.00	0.00	0.00	1,683.50
Total for Contractor	Journey	2,253.25	1,378.25	0.00	875.00	0.00	0.00	0.00	0.00	32.00	2,221.25
	Apprentice	213.00	0.00	84.00	129.00	0.00	0.00	0.00	0.00	0.00	213.00
	A/J Ratio	0.09	0.00	0.00	0.15	0.00	0.00	0.00	0.00	0.00	0.10
	New Hire	0.00	0.00	0.00	0.00	0.00	0.00	0.00	0.00	0.00	0.00
	Subtotal	2,466.25	1,378.25	84.00	1,004.00	0.00	0.00	0.00	0.00	32.00	2,434.25
<b>Truck King Hauling Contractors</b>											
TRUCK DRIVER (HEAVY AND HIGHWAY)	Journey	336.25	0.00	0.00	336.25	0.00	0.00	0.00	0.00	0.00	336.25
	Apprentice	0.00	0.00	0.00	0.00	0.00	0.00	0.00	0.00	0.00	0.00
	A/J Ratio	0.00	0.00	0.00	0.00	0.00	0.00	0.00	0.00	0.00	0.00
	New Hire	0.00	0.00	0.00	0.00	0.00	0.00	0.00	0.00	0.00	0.00
	Subtotal	336.25	0.00	0.00	336.25	0.00	0.00	0.00	0.00	0.00	336.25

**Project Name:** 41567 - OMP Runway 9C-27C East Package - ORD

**Project Code:** 41567

Construction Trade	Hours Worked										
	Craft Level	Total Employee	Caucasian	African American	Hispanic	Asian	Native American	Other	Not Specified	Total Female	Total Male
Total for Contractor	Journey	336.25	0.00	0.00	336.25	0.00	0.00	0.00	0.00	0.00	336.25
	Apprentice	0.00	0.00	0.00	0.00	0.00	0.00	0.00	0.00	0.00	0.00
	A/J Ratio	0.00	0.00	0.00	0.00	0.00	0.00	0.00	0.00	0.00	0.00
	New Hire	0.00	0.00	0.00	0.00	0.00	0.00	0.00	0.00	0.00	0.00
	Subtotal	336.25	0.00	0.00	336.25	0.00	0.00	0.00	0.00	0.00	336.25
<b>WALSH CONSTRUCTION COMPANY II, LLC.</b>											
CARPENTER	Journey	34.50	18.00	0.00	16.50	0.00	0.00	0.00	0.00	0.00	34.50
	Apprentice	0.00	0.00	0.00	0.00	0.00	0.00	0.00	0.00	0.00	0.00
	A/J Ratio	0.00	0.00	0.00	0.00	0.00	0.00	0.00	0.00	0.00	0.00
	New Hire	0.00	0.00	0.00	0.00	0.00	0.00	0.00	0.00	0.00	0.00
	Subtotal	34.50	18.00	0.00	16.50	0.00	0.00	0.00	0.00	0.00	34.50
Carpenter Apprentice	Journey	0.00	0.00	0.00	0.00	0.00	0.00	0.00	0.00	0.00	0.00
	Apprentice	7.00	0.00	0.00	7.00	0.00	0.00	0.00	0.00	0.00	7.00
	A/J Ratio	0.00	0.00	0.00	0.00	0.00	0.00	0.00	0.00	0.00	0.00
	New Hire	0.00	0.00	0.00	0.00	0.00	0.00	0.00	0.00	0.00	0.00
	Subtotal	7.00	0.00	0.00	7.00	0.00	0.00	0.00	0.00	0.00	7.00
CEMENT MASON/CONCRETE FINISHER	Journey	1,231.00	1,173.00	30.00	28.00	0.00	0.00	0.00	0.00	0.00	1,231.00
	Apprentice	0.00	0.00	0.00	0.00	0.00	0.00	0.00	0.00	0.00	0.00
	A/J Ratio	0.00	0.00	0.00	0.00	0.00	0.00	0.00	0.00	0.00	0.00
	New Hire	0.00	0.00	0.00	0.00	0.00	0.00	0.00	0.00	0.00	0.00
	Subtotal	1,231.00	1,173.00	30.00	28.00	0.00	0.00	0.00	0.00	0.00	1,231.00
LABORER (HEAVY AND HIGHWAY)	Journey	15,457.00	3,104.50	750.00	11,161.00	0.00	441.50	0.00	0.00	65.50	15,391.50
	Apprentice	0.00	0.00	0.00	0.00	0.00	0.00	0.00	0.00	0.00	0.00
	A/J Ratio	0.00	0.00	0.00	0.00	0.00	0.00	0.00	0.00	0.00	0.00
	New Hire	0.00	0.00	0.00	0.00	0.00	0.00	0.00	0.00	0.00	0.00
	Subtotal	15,457.00	3,104.50	750.00	11,161.00	0.00	441.50	0.00	0.00	65.50	15,391.50
OPERATING ENGINEER APPRENTICE (SECOND HALF OF FOURTH YEAR)	Journey	0.00	0.00	0.00	0.00	0.00	0.00	0.00	0.00	0.00	0.00
	Apprentice	27.00	27.00	0.00	0.00	0.00	0.00	0.00	0.00	0.00	27.00
	A/J Ratio	0.00	0.00	0.00	0.00	0.00	0.00	0.00	0.00	0.00	0.00
	New Hire	0.00	0.00	0.00	0.00	0.00	0.00	0.00	0.00	0.00	0.00
	Subtotal	27.00	27.00	0.00	0.00	0.00	0.00	0.00	0.00	0.00	27.00

**Project Name:** 41567 - OMP Runway 9C-27C East Package - ORD

**Project Code:** 41567

Construction Trade	Hours Worked										
	Craft Level	Total Employee	Caucasian	African American	Hispanic	Asian	Native American	Other	Not Specified	Total Female	Total Male
OPERATING ENGINEER APPRENTICE (SECOND HALF OF THIRD YEAR)	Journey	0.00	0.00	0.00	0.00	0.00	0.00	0.00	0.00	0.00	0.00
	Apprentice	25.00	25.00	0.00	0.00	0.00	0.00	0.00	0.00	0.00	25.00
	A/J Ratio	0.00	0.00	0.00	0.00	0.00	0.00	0.00	0.00	0.00	0.00
	New Hire	0.00	0.00	0.00	0.00	0.00	0.00	0.00	0.00	0.00	0.00
	Subtotal	25.00	25.00	0.00	0.00	0.00	0.00	0.00	0.00	0.00	25.00
POWER EQUIPMENT OPERATOR (HEAVY AND HIGHWAY CONSTRUCTION)	Journey	14,997.50	14,160.50	338.50	498.50	0.00	0.00	0.00	0.00	1,955.00	13,042.50
	Apprentice	0.00	0.00	0.00	0.00	0.00	0.00	0.00	0.00	0.00	0.00
	A/J Ratio	0.00	0.00	0.00	0.00	0.00	0.00	0.00	0.00	0.00	0.00
	New Hire	0.00	0.00	0.00	0.00	0.00	0.00	0.00	0.00	0.00	0.00
	Subtotal	14,997.50	14,160.50	338.50	498.50	0.00	0.00	0.00	0.00	1,955.00	13,042.50
Total for Contractor	Journey	31,720.00	18,456.00	1,118.50	11,704.00	0.00	441.50	0.00	0.00	2,020.50	29,699.50
	Apprentice	59.00	52.00	0.00	7.00	0.00	0.00	0.00	0.00	0.00	59.00
	A/J Ratio	0.00	0.00	0.00	0.00	0.00	0.00	0.00	0.00	0.00	0.00
	New Hire	0.00	0.00	0.00	0.00	0.00	0.00	0.00	0.00	0.00	0.00
	Subtotal	31,779.00	18,508.00	1,118.50	11,711.00	0.00	441.50	0.00	0.00	2,020.50	29,758.50
Total Journey Hours		87,257.00	49,372.00	2,585.50	34,760.00	0.00	539.50	0.00	0.00	2,999.00	84,258.00
Total Apprentice Hours		2,564.50	1,719.00	429.50	392.00	0.00	0.00	24.00	0.00	131.50	2,433.00
Total New Hire Hours		0.00	0.00	0.00	0.00	0.00	0.00	0.00	0.00	0.00	0.00
Grand Total Hours		89,821.50	51,091.00	3,015.00	35,152.00	0.00	539.50	24.00	0.00	3,130.50	86,691.00

End of data for project: 41567 - OMP Runway 9C-27C East Package - ORD

**Project Name:** 52437 - ORD ARFF#1 MODIFICATIONS

**Project Code:** 52437

Construction Trade	Hours Worked										
	Craft Level	Total Employee	Caucasian	African American	Hispanic	Asian	Native American	Other	Not Specified	Total Female	Total Male

**Abitua Sewer, Water, & Plumbing, Inc.**

PLUMBER	Journey	251.00	165.00	0.00	86.00	0.00	0.00	0.00	0.00	0.00	251.00
	Apprentice	0.00	0.00	0.00	0.00	0.00	0.00	0.00	0.00	0.00	0.00
	A/J Ratio	0.00	0.00	0.00	0.00	0.00	0.00	0.00	0.00	0.00	0.00
	New Hire	0.00	0.00	0.00	0.00	0.00	0.00	0.00	0.00	0.00	0.00
	Subtotal	251.00	165.00	0.00	86.00	0.00	0.00	0.00	0.00	0.00	251.00

Plumbers Apprentice	Journey	0.00	0.00	0.00	0.00	0.00	0.00	0.00	0.00	0.00	0.00
	Apprentice	115.00	115.00	0.00	0.00	0.00	0.00	0.00	0.00	0.00	115.00
	A/J Ratio	0.00	0.00	0.00	0.00	0.00	0.00	0.00	0.00	0.00	0.00
	New Hire	0.00	0.00	0.00	0.00	0.00	0.00	0.00	0.00	0.00	0.00
	Subtotal	115.00	115.00	0.00	0.00	0.00	0.00	0.00	0.00	0.00	115.00

Total for Contractor	Journey	251.00	165.00	0.00	86.00	0.00	0.00	0.00	0.00	0.00	251.00
	Apprentice	115.00	115.00	0.00	0.00	0.00	0.00	0.00	0.00	0.00	115.00
	A/J Ratio	0.46	0.70	0.00	0.00	0.00	0.00	0.00	0.00	0.00	0.46
	New Hire	0.00	0.00	0.00	0.00	0.00	0.00	0.00	0.00	0.00	0.00
	Subtotal	366.00	280.00	0.00	86.00	0.00	0.00	0.00	0.00	0.00	366.00

**Broadway Electric, Inc.**

ELECTRICIAN	Journey	302.00	302.00	0.00	0.00	0.00	0.00	0.00	0.00	0.00	302.00
	Apprentice	0.00	0.00	0.00	0.00	0.00	0.00	0.00	0.00	0.00	0.00
	A/J Ratio	0.00	0.00	0.00	0.00	0.00	0.00	0.00	0.00	0.00	0.00
	New Hire	0.00	0.00	0.00	0.00	0.00	0.00	0.00	0.00	0.00	0.00
	Subtotal	302.00	302.00	0.00	0.00	0.00	0.00	0.00	0.00	0.00	302.00

Total for Contractor	Journey	302.00	302.00	0.00	0.00	0.00	0.00	0.00	0.00	0.00	302.00
	Apprentice	0.00	0.00	0.00	0.00	0.00	0.00	0.00	0.00	0.00	0.00
	A/J Ratio	0.00	0.00	0.00	0.00	0.00	0.00	0.00	0.00	0.00	0.00
	New Hire	0.00	0.00	0.00	0.00	0.00	0.00	0.00	0.00	0.00	0.00
	Subtotal	302.00	302.00	0.00	0.00	0.00	0.00	0.00	0.00	0.00	302.00

**Fence Masters Inc.**



**Project Name:** 52437 - ORD ARFF#1 MODIFICATIONS

**Project Code:** 52437

Construction Trade	Hours Worked										
	Craft Level	Total Employee	Caucasian	African American	Hispanic	Asian	Native American	Other	Not Specified	Total Female	Total Male
IRONWORKER	Journey	115.00	16.00	0.00	99.00	0.00	0.00	0.00	0.00	0.00	115.00
	Apprentice	0.00	0.00	0.00	0.00	0.00	0.00	0.00	0.00	0.00	0.00
	A/J Ratio	0.00	0.00	0.00	0.00	0.00	0.00	0.00	0.00	0.00	0.00
	New Hire	0.00	0.00	0.00	0.00	0.00	0.00	0.00	0.00	0.00	0.00
	Subtotal	115.00	16.00	0.00	99.00	0.00	0.00	0.00	0.00	0.00	115.00
Total for Contractor	Journey	115.00	16.00	0.00	99.00	0.00	0.00	0.00	0.00	0.00	115.00
	Apprentice	0.00	0.00	0.00	0.00	0.00	0.00	0.00	0.00	0.00	0.00
	A/J Ratio	0.00	0.00	0.00	0.00	0.00	0.00	0.00	0.00	0.00	0.00
	New Hire	0.00	0.00	0.00	0.00	0.00	0.00	0.00	0.00	0.00	0.00
	Subtotal	115.00	16.00	0.00	99.00	0.00	0.00	0.00	0.00	0.00	115.00

**K & K Iron Works, LLC**

IRON WORKER APPRENTICE	Journey	0.00	0.00	0.00	0.00	0.00	0.00	0.00	0.00	0.00	0.00
	Apprentice	168.00	168.00	0.00	0.00	0.00	0.00	0.00	0.00	0.00	168.00
	A/J Ratio	0.00	0.00	0.00	0.00	0.00	0.00	0.00	0.00	0.00	0.00
	New Hire	0.00	0.00	0.00	0.00	0.00	0.00	0.00	0.00	0.00	0.00
	Subtotal	168.00	168.00	0.00	0.00	0.00	0.00	0.00	0.00	0.00	168.00
IRONWORKER	Journey	970.00	970.00	0.00	0.00	0.00	0.00	0.00	0.00	0.00	970.00
	Apprentice	0.00	0.00	0.00	0.00	0.00	0.00	0.00	0.00	0.00	0.00
	A/J Ratio	0.00	0.00	0.00	0.00	0.00	0.00	0.00	0.00	0.00	0.00
	New Hire	0.00	0.00	0.00	0.00	0.00	0.00	0.00	0.00	0.00	0.00
	Subtotal	970.00	970.00	0.00	0.00	0.00	0.00	0.00	0.00	0.00	970.00
POWER EQUIPMENT OPERATOR	Journey	77.00	77.00	0.00	0.00	0.00	0.00	0.00	0.00	0.00	77.00
	Apprentice	0.00	0.00	0.00	0.00	0.00	0.00	0.00	0.00	0.00	0.00
	A/J Ratio	0.00	0.00	0.00	0.00	0.00	0.00	0.00	0.00	0.00	0.00
	New Hire	0.00	0.00	0.00	0.00	0.00	0.00	0.00	0.00	0.00	0.00
	Subtotal	77.00	77.00	0.00	0.00	0.00	0.00	0.00	0.00	0.00	77.00

**Project Name:** 52437 - ORD ARFF#1 MODIFICATIONS

**Project Code:** 52437

Construction Trade	Hours Worked										
	Craft Level	Total Employee	Caucasian	African American	Hispanic	Asian	Native American	Other	Not Specified	Total Female	Total Male

Total for Contractor	Journey	1,047.00	1,047.00	0.00	0.00	0.00	0.00	0.00	0.00	0.00	1,047.00
	Apprentice	168.00	168.00	0.00	0.00	0.00	0.00	0.00	0.00	0.00	168.00
	A/J Ratio	0.16	0.16	0.00	0.00	0.00	0.00	0.00	0.00	0.00	0.16
	New Hire	0.00	0.00	0.00	0.00	0.00	0.00	0.00	0.00	0.00	0.00
	Subtotal	1,215.00	1,215.00	0.00	0.00	0.00	0.00	0.00	0.00	0.00	1,215.00

**K R Miller Contractors, Inc.,**

CARPENTER	Journey	872.00	872.00	0.00	0.00	0.00	0.00	0.00	0.00	0.00	872.00
	Apprentice	0.00	0.00	0.00	0.00	0.00	0.00	0.00	0.00	0.00	0.00
	A/J Ratio	0.00	0.00	0.00	0.00	0.00	0.00	0.00	0.00	0.00	0.00
	New Hire	0.00	0.00	0.00	0.00	0.00	0.00	0.00	0.00	0.00	0.00
	Subtotal	872.00	872.00	0.00	0.00	0.00	0.00	0.00	0.00	0.00	872.00

LABORER	Journey	280.00	280.00	0.00	0.00	0.00	0.00	0.00	0.00	0.00	280.00
	Apprentice	0.00	0.00	0.00	0.00	0.00	0.00	0.00	0.00	0.00	0.00
	A/J Ratio	0.00	0.00	0.00	0.00	0.00	0.00	0.00	0.00	0.00	0.00
	New Hire	0.00	0.00	0.00	0.00	0.00	0.00	0.00	0.00	0.00	0.00
	Subtotal	280.00	280.00	0.00	0.00	0.00	0.00	0.00	0.00	0.00	280.00

Total for Contractor	Journey	1,152.00	1,152.00	0.00	0.00	0.00	0.00	0.00	0.00	0.00	1,152.00
	Apprentice	0.00	0.00	0.00	0.00	0.00	0.00	0.00	0.00	0.00	0.00
	A/J Ratio	0.00	0.00	0.00	0.00	0.00	0.00	0.00	0.00	0.00	0.00
	New Hire	0.00	0.00	0.00	0.00	0.00	0.00	0.00	0.00	0.00	0.00
	Subtotal	1,152.00	1,152.00	0.00	0.00	0.00	0.00	0.00	0.00	0.00	1,152.00

**Katco Development, Inc.**

LABORER	Journey	957.25	747.75	0.00	209.50	0.00	0.00	0.00	0.00	0.00	957.25
	Apprentice	0.00	0.00	0.00	0.00	0.00	0.00	0.00	0.00	0.00	0.00
	A/J Ratio	0.00	0.00	0.00	0.00	0.00	0.00	0.00	0.00	0.00	0.00
	New Hire	0.00	0.00	0.00	0.00	0.00	0.00	0.00	0.00	0.00	0.00
	Subtotal	957.25	747.75	0.00	209.50	0.00	0.00	0.00	0.00	0.00	957.25

**Project Name:** 52437 - ORD ARFF#1 MODIFICATIONS  
**Project Code:** 52437

Construction Trade	Hours Worked										
	Craft Level	Total Employee	Caucasian	African American	Hispanic	Asian	Native American	Other	Not Specified	Total Female	Total Male
PLUMBER	Journey	8.00	8.00	0.00	0.00	0.00	0.00	0.00	0.00	0.00	8.00
	Apprentice	0.00	0.00	0.00	0.00	0.00	0.00	0.00	0.00	0.00	0.00
	A/J Ratio	0.00	0.00	0.00	0.00	0.00	0.00	0.00	0.00	0.00	0.00
	New Hire	0.00	0.00	0.00	0.00	0.00	0.00	0.00	0.00	0.00	0.00
	Subtotal	8.00	8.00	0.00	0.00	0.00	0.00	0.00	0.00	0.00	8.00
POWER EQUIPMENT OPERATOR	Journey	632.50	632.50	0.00	0.00	0.00	0.00	0.00	0.00	0.00	632.50
	Apprentice	0.00	0.00	0.00	0.00	0.00	0.00	0.00	0.00	0.00	0.00
	A/J Ratio	0.00	0.00	0.00	0.00	0.00	0.00	0.00	0.00	0.00	0.00
	New Hire	0.00	0.00	0.00	0.00	0.00	0.00	0.00	0.00	0.00	0.00
	Subtotal	632.50	632.50	0.00	0.00	0.00	0.00	0.00	0.00	0.00	632.50
Total for Contractor	Journey	1,597.75	1,388.25	0.00	209.50	0.00	0.00	0.00	0.00	0.00	1,597.75
	Apprentice	0.00	0.00	0.00	0.00	0.00	0.00	0.00	0.00	0.00	0.00
	A/J Ratio	0.00	0.00	0.00	0.00	0.00	0.00	0.00	0.00	0.00	0.00
	New Hire	0.00	0.00	0.00	0.00	0.00	0.00	0.00	0.00	0.00	0.00
	Subtotal	1,597.75	1,388.25	0.00	209.50	0.00	0.00	0.00	0.00	0.00	1,597.75

**K-Five Construction Corporation**

LABORER	Journey	140.50	55.50	4.50	78.00	2.50	0.00	0.00	0.00	19.50	121.00
	Apprentice	0.00	0.00	0.00	0.00	0.00	0.00	0.00	0.00	0.00	0.00
	A/J Ratio	0.00	0.00	0.00	0.00	0.00	0.00	0.00	0.00	0.00	0.00
	New Hire	0.00	0.00	0.00	0.00	0.00	0.00	0.00	0.00	0.00	0.00
	Subtotal	140.50	55.50	4.50	78.00	2.50	0.00	0.00	0.00	19.50	121.00
OPERATING ENGINEER APPRENTICE (FIRST HALF OF THIRD YEAR)	Journey	0.00	0.00	0.00	0.00	0.00	0.00	0.00	0.00	0.00	0.00
	Apprentice	2.00	2.00	0.00	0.00	0.00	0.00	0.00	0.00	0.00	2.00
	A/J Ratio	0.00	0.00	0.00	0.00	0.00	0.00	0.00	0.00	0.00	0.00
	New Hire	0.00	0.00	0.00	0.00	0.00	0.00	0.00	0.00	0.00	0.00
	Subtotal	2.00	2.00	0.00	0.00	0.00	0.00	0.00	0.00	0.00	2.00
POWER EQUIPMENT OPERATOR	Journey	51.00	51.00	0.00	0.00	0.00	0.00	0.00	0.00	0.00	51.00
	Apprentice	0.00	0.00	0.00	0.00	0.00	0.00	0.00	0.00	0.00	0.00
	A/J Ratio	0.00	0.00	0.00	0.00	0.00	0.00	0.00	0.00	0.00	0.00
	New Hire	0.00	0.00	0.00	0.00	0.00	0.00	0.00	0.00	0.00	0.00
	Subtotal	51.00	51.00	0.00	0.00	0.00	0.00	0.00	0.00	0.00	51.00

**Project Name:** 52437 - ORD ARFF#1 MODIFICATIONS

**Project Code:** 52437

Construction Trade	Hours Worked										
	Craft Level	Total Employee	Caucasian	African American	Hispanic	Asian	Native American	Other	Not Specified	Total Female	Total Male

TRUCK DRIVER	Journey	5.25	0.00	0.00	5.25	0.00	0.00	0.00	0.00	0.00	5.25
	Apprentice	0.00	0.00	0.00	0.00	0.00	0.00	0.00	0.00	0.00	0.00
	A/J Ratio	0.00	0.00	0.00	0.00	0.00	0.00	0.00	0.00	0.00	0.00
	New Hire	0.00	0.00	0.00	0.00	0.00	0.00	0.00	0.00	0.00	0.00
	Subtotal	5.25	0.00	0.00	5.25	0.00	0.00	0.00	0.00	0.00	5.25

Total for Contractor	Journey	196.75	106.50	4.50	83.25	2.50	0.00	0.00	0.00	19.50	177.25
	Apprentice	2.00	2.00	0.00	0.00	0.00	0.00	0.00	0.00	0.00	2.00
	A/J Ratio	0.01	0.02	0.00	0.00	0.00	0.00	0.00	0.00	0.00	0.01
	New Hire	0.00	0.00	0.00	0.00	0.00	0.00	0.00	0.00	0.00	0.00
	Subtotal	198.75	108.50	4.50	83.25	2.50	0.00	0.00	0.00	19.50	179.25

**MA REBAR SERVICIES, INC.**

IRON WORKER APPRENTICE	Journey	0.00	0.00	0.00	0.00	0.00	0.00	0.00	0.00	0.00	0.00
	Apprentice	78.00	78.00	0.00	0.00	0.00	0.00	0.00	0.00	0.00	78.00
	A/J Ratio	0.00	0.00	0.00	0.00	0.00	0.00	0.00	0.00	0.00	0.00
	New Hire	0.00	0.00	0.00	0.00	0.00	0.00	0.00	0.00	0.00	0.00
	Subtotal	78.00	78.00	0.00	0.00	0.00	0.00	0.00	0.00	0.00	78.00

IRONWORKER	Journey	360.50	360.50	0.00	0.00	0.00	0.00	0.00	0.00	56.50	304.00
	Apprentice	0.00	0.00	0.00	0.00	0.00	0.00	0.00	0.00	0.00	0.00
	A/J Ratio	0.00	0.00	0.00	0.00	0.00	0.00	0.00	0.00	0.00	0.00
	New Hire	0.00	0.00	0.00	0.00	0.00	0.00	0.00	0.00	0.00	0.00
	Subtotal	360.50	360.50	0.00	0.00	0.00	0.00	0.00	0.00	56.50	304.00

Total for Contractor	Journey	360.50	360.50	0.00	0.00	0.00	0.00	0.00	0.00	56.50	304.00
	Apprentice	78.00	78.00	0.00	0.00	0.00	0.00	0.00	0.00	0.00	78.00
	A/J Ratio	0.22	0.22	0.00	0.00	0.00	0.00	0.00	0.00	0.00	0.26
	New Hire	0.00	0.00	0.00	0.00	0.00	0.00	0.00	0.00	0.00	0.00
	Subtotal	438.50	438.50	0.00	0.00	0.00	0.00	0.00	0.00	56.50	382.00

**Ridgeline Consultants, LLC**

**Project Name:** 52437 - ORD ARFF#1 MODIFICATIONS  
**Project Code:** 52437

Construction Trade	Hours Worked										
	Craft Level	Total Employee	Caucasian	African American	Hispanic	Asian	Native American	Other	Not Specified	Total Female	Total Male

SURVEY WORKER	Journey	19.00	19.00	0.00	0.00	0.00	0.00	0.00	0.00	0.00	19.00
	Apprentice	0.00	0.00	0.00	0.00	0.00	0.00	0.00	0.00	0.00	0.00
	A/J Ratio	0.00	0.00	0.00	0.00	0.00	0.00	0.00	0.00	0.00	0.00
	New Hire	0.00	0.00	0.00	0.00	0.00	0.00	0.00	0.00	0.00	0.00
	Subtotal	19.00	19.00	0.00	0.00	0.00	0.00	0.00	0.00	0.00	19.00

Total for Contractor	Journey	19.00	19.00	0.00	0.00	0.00	0.00	0.00	0.00	0.00	19.00
	Apprentice	0.00	0.00	0.00	0.00	0.00	0.00	0.00	0.00	0.00	0.00
	A/J Ratio	0.00	0.00	0.00	0.00	0.00	0.00	0.00	0.00	0.00	0.00
	New Hire	0.00	0.00	0.00	0.00	0.00	0.00	0.00	0.00	0.00	0.00
	Subtotal	19.00	19.00	0.00	0.00	0.00	0.00	0.00	0.00	0.00	19.00

**S.A.M. Consultants, Inc.**

MATERIAL TESTER I	Journey	8.00	0.00	0.00	0.00	8.00	0.00	0.00	0.00	0.00	8.00
	Apprentice	0.00	0.00	0.00	0.00	0.00	0.00	0.00	0.00	0.00	0.00
	A/J Ratio	0.00	0.00	0.00	0.00	0.00	0.00	0.00	0.00	0.00	0.00
	New Hire	0.00	0.00	0.00	0.00	0.00	0.00	0.00	0.00	0.00	0.00
	Subtotal	8.00	0.00	0.00	0.00	8.00	0.00	0.00	0.00	0.00	8.00

MATERIAL TESTER II	Journey	58.00	0.00	0.00	0.00	58.00	0.00	0.00	0.00	0.00	58.00
	Apprentice	0.00	0.00	0.00	0.00	0.00	0.00	0.00	0.00	0.00	0.00
	A/J Ratio	0.00	0.00	0.00	0.00	0.00	0.00	0.00	0.00	0.00	0.00
	New Hire	0.00	0.00	0.00	0.00	0.00	0.00	0.00	0.00	0.00	0.00
	Subtotal	58.00	0.00	0.00	0.00	58.00	0.00	0.00	0.00	0.00	58.00

Total for Contractor	Journey	66.00	0.00	0.00	0.00	66.00	0.00	0.00	0.00	0.00	66.00
	Apprentice	0.00	0.00	0.00	0.00	0.00	0.00	0.00	0.00	0.00	0.00
	A/J Ratio	0.00	0.00	0.00	0.00	0.00	0.00	0.00	0.00	0.00	0.00
	New Hire	0.00	0.00	0.00	0.00	0.00	0.00	0.00	0.00	0.00	0.00
	Subtotal	66.00	0.00	0.00	0.00	66.00	0.00	0.00	0.00	0.00	66.00

**Terrell Materials Corporation**

Project Name: 52437 - ORD ARFF#1 MODIFICATIONS											
Project Code: 52437											
Construction Trade	Hours Worked										
	Craft Level	Total Employee	Caucasian	African American	Hispanic	Asian	Native American	Other	Not Specified	Total Female	Total Male
CARPENTER	Journey	289.50	289.50	0.00	0.00	0.00	0.00	0.00	0.00	0.00	289.50
	Apprentice	0.00	0.00	0.00	0.00	0.00	0.00	0.00	0.00	0.00	0.00
	A/J Ratio	0.00	0.00	0.00	0.00	0.00	0.00	0.00	0.00	0.00	0.00
	New Hire	0.00	0.00	0.00	0.00	0.00	0.00	0.00	0.00	0.00	0.00
	Subtotal	289.50	289.50	0.00	0.00	0.00	0.00	0.00	0.00	0.00	289.50
LABORER	Journey	883.50	504.00	86.50	293.00	0.00	0.00	0.00	0.00	0.00	883.50
	Apprentice	0.00	0.00	0.00	0.00	0.00	0.00	0.00	0.00	0.00	0.00
	A/J Ratio	0.00	0.00	0.00	0.00	0.00	0.00	0.00	0.00	0.00	0.00
	New Hire	0.00	0.00	0.00	0.00	0.00	0.00	0.00	0.00	0.00	0.00
	Subtotal	883.50	504.00	86.50	293.00	0.00	0.00	0.00	0.00	0.00	883.50
PLASTERER	Journey	267.50	232.00	23.50	12.00	0.00	0.00	0.00	0.00	23.50	244.00
	Apprentice	0.00	0.00	0.00	0.00	0.00	0.00	0.00	0.00	0.00	0.00
	A/J Ratio	0.00	0.00	0.00	0.00	0.00	0.00	0.00	0.00	0.00	0.00
	New Hire	0.00	0.00	0.00	0.00	0.00	0.00	0.00	0.00	0.00	0.00
	Subtotal	267.50	232.00	23.50	12.00	0.00	0.00	0.00	0.00	23.50	244.00
Total for Contractor	Journey	1,440.50	1,025.50	110.00	305.00	0.00	0.00	0.00	0.00	23.50	1,417.00
	Apprentice	0.00	0.00	0.00	0.00	0.00	0.00	0.00	0.00	0.00	0.00
	A/J Ratio	0.00	0.00	0.00	0.00	0.00	0.00	0.00	0.00	0.00	0.00
	New Hire	0.00	0.00	0.00	0.00	0.00	0.00	0.00	0.00	0.00	0.00
	Subtotal	1,440.50	1,025.50	110.00	305.00	0.00	0.00	0.00	0.00	23.50	1,417.00
Total Journey Hours		6,547.50	5,581.75	114.50	782.75	68.50	0.00	0.00	0.00	99.50	6,448.00
Total Apprentice Hours		363.00	363.00	0.00	0.00	0.00	0.00	0.00	0.00	0.00	363.00
Total New Hire Hours		0.00	0.00	0.00	0.00	0.00	0.00	0.00	0.00	0.00	0.00
Grand Total Hours		6,910.50	5,944.75	114.50	782.75	68.50	0.00	0.00	0.00	99.50	6,811.00

End of data for project: 52437 - ORD ARFF#1 MODIFICATIONS

**Project Name:** 56322 - CENTRAL DEICING FACILITY - MASS GRADING

**Project Code:** 56322

Construction Trade	Hours Worked										
	Craft Level	Total Employee	Caucasian	African American	Hispanic	Asian	Native American	Other	Not Specified	Total Female	Total Male

**A.W. Oakes & Son, Inc.**

OPERATING ENGINEER APPRENTICE (FIRST HALF OF FOURTH YEAR)	Journey	0.00	0.00	0.00	0.00	0.00	0.00	0.00	0.00	0.00	0.00
	Apprentice	206.00	206.00	0.00	0.00	0.00	0.00	0.00	0.00	0.00	206.00
	A/J Ratio	0.00	0.00	0.00	0.00	0.00	0.00	0.00	0.00	0.00	0.00
	New Hire	0.00	0.00	0.00	0.00	0.00	0.00	0.00	0.00	0.00	0.00
	Subtotal	206.00	206.00	0.00	0.00	0.00	0.00	0.00	0.00	0.00	206.00
OPERATING ENGINEER APPRENTICE (FIRST YEAR)	Journey	0.00	0.00	0.00	0.00	0.00	0.00	0.00	0.00	0.00	0.00
	Apprentice	876.50	876.50	0.00	0.00	0.00	0.00	0.00	0.00	0.00	876.50
	A/J Ratio	0.00	0.00	0.00	0.00	0.00	0.00	0.00	0.00	0.00	0.00
	New Hire	0.00	0.00	0.00	0.00	0.00	0.00	0.00	0.00	0.00	0.00
	Subtotal	876.50	876.50	0.00	0.00	0.00	0.00	0.00	0.00	0.00	876.50
OPERATING ENGINEER APPRENTICE (SECOND HALF OF THIRD YEAR)	Journey	0.00	0.00	0.00	0.00	0.00	0.00	0.00	0.00	0.00	0.00
	Apprentice	104.50	0.00	104.50	0.00	0.00	0.00	0.00	0.00	104.50	0.00
	A/J Ratio	0.00	0.00	0.00	0.00	0.00	0.00	0.00	0.00	0.00	0.00
	New Hire	0.00	0.00	0.00	0.00	0.00	0.00	0.00	0.00	0.00	0.00
	Subtotal	104.50	0.00	104.50	0.00	0.00	0.00	0.00	0.00	104.50	0.00
OPERATING ENGINEER APPRENTICE (SECOND YEAR)	Journey	0.00	0.00	0.00	0.00	0.00	0.00	0.00	0.00	0.00	0.00
	Apprentice	53.50	53.50	0.00	0.00	0.00	0.00	0.00	0.00	0.00	53.50
	A/J Ratio	0.00	0.00	0.00	0.00	0.00	0.00	0.00	0.00	0.00	0.00
	New Hire	0.00	0.00	0.00	0.00	0.00	0.00	0.00	0.00	0.00	0.00
	Subtotal	53.50	53.50	0.00	0.00	0.00	0.00	0.00	0.00	0.00	53.50
OPERATING ENGINEER HWY 1	Journey	4,055.00	4,055.00	0.00	0.00	0.00	0.00	0.00	0.00	0.00	4,055.00
	Apprentice	0.00	0.00	0.00	0.00	0.00	0.00	0.00	0.00	0.00	0.00
	A/J Ratio	0.00	0.00	0.00	0.00	0.00	0.00	0.00	0.00	0.00	0.00
	New Hire	0.00	0.00	0.00	0.00	0.00	0.00	0.00	0.00	0.00	0.00
	Subtotal	4,055.00	4,055.00	0.00	0.00	0.00	0.00	0.00	0.00	0.00	4,055.00
OPERATING ENGINEER HWY 1 FRMAN	Journey	1,489.50	1,489.50	0.00	0.00	0.00	0.00	0.00	0.00	0.00	1,489.50
	Apprentice	0.00	0.00	0.00	0.00	0.00	0.00	0.00	0.00	0.00	0.00
	A/J Ratio	0.00	0.00	0.00	0.00	0.00	0.00	0.00	0.00	0.00	0.00
	New Hire	0.00	0.00	0.00	0.00	0.00	0.00	0.00	0.00	0.00	0.00
	Subtotal	1,489.50	1,489.50	0.00	0.00	0.00	0.00	0.00	0.00	0.00	1,489.50

**Project Name:** 56322 - CENTRAL DEICING FACILITY - MASS GRADING  
**Project Code:** 56322

Construction Trade	Hours Worked										
	Craft Level	Total Employee	Caucasian	African American	Hispanic	Asian	Native American	Other	Not Specified	Total Female	Total Male
Total for Contractor	Journey	5,544.50	5,544.50	0.00	0.00	0.00	0.00	0.00	0.00	0.00	5,544.50
	Apprentice	1,240.50	1,136.00	104.50	0.00	0.00	0.00	0.00	0.00	104.50	1,136.00
	A/J Ratio	0.22	0.20	0.00	0.00	0.00	0.00	0.00	0.00	0.00	0.20
	New Hire	0.00	0.00	0.00	0.00	0.00	0.00	0.00	0.00	0.00	0.00
	Subtotal	6,785.00	6,680.50	104.50	0.00	0.00	0.00	0.00	0.00	104.50	6,680.50
<b>ABARI CONSTRUCTION</b>											
CEMENT MASON	Journey	699.50	0.00	0.00	699.50	0.00	0.00	0.00	0.00	0.00	699.50
	Apprentice	0.00	0.00	0.00	0.00	0.00	0.00	0.00	0.00	0.00	0.00
	A/J Ratio	0.00	0.00	0.00	0.00	0.00	0.00	0.00	0.00	0.00	0.00
	New Hire	0.00	0.00	0.00	0.00	0.00	0.00	0.00	0.00	0.00	0.00
	Subtotal	699.50	0.00	0.00	699.50	0.00	0.00	0.00	0.00	0.00	699.50
LABORER	Journey	808.50	0.00	0.00	808.50	0.00	0.00	0.00	0.00	790.00	18.50
	Apprentice	0.00	0.00	0.00	0.00	0.00	0.00	0.00	0.00	0.00	0.00
	A/J Ratio	0.00	0.00	0.00	0.00	0.00	0.00	0.00	0.00	0.00	0.00
	New Hire	0.00	0.00	0.00	0.00	0.00	0.00	0.00	0.00	0.00	0.00
	Subtotal	808.50	0.00	0.00	808.50	0.00	0.00	0.00	0.00	790.00	18.50
OPERATING ENGINEER HWY 5	Journey	2,433.50	1,729.50	704.00	0.00	0.00	0.00	0.00	0.00	704.00	1,729.50
	Apprentice	0.00	0.00	0.00	0.00	0.00	0.00	0.00	0.00	0.00	0.00
	A/J Ratio	0.00	0.00	0.00	0.00	0.00	0.00	0.00	0.00	0.00	0.00
	New Hire	0.00	0.00	0.00	0.00	0.00	0.00	0.00	0.00	0.00	0.00
	Subtotal	2,433.50	1,729.50	704.00	0.00	0.00	0.00	0.00	0.00	704.00	1,729.50
TRUCK DRIVER E ALL 1	Journey	1,511.25	0.00	265.50	1,245.75	0.00	0.00	0.00	0.00	604.50	906.75
	Apprentice	0.00	0.00	0.00	0.00	0.00	0.00	0.00	0.00	0.00	0.00
	A/J Ratio	0.00	0.00	0.00	0.00	0.00	0.00	0.00	0.00	0.00	0.00
	New Hire	0.00	0.00	0.00	0.00	0.00	0.00	0.00	0.00	0.00	0.00
	Subtotal	1,511.25	0.00	265.50	1,245.75	0.00	0.00	0.00	0.00	604.50	906.75
TRUCK DRIVER W ALL 1	Journey	123.50	0.00	0.00	123.50	0.00	0.00	0.00	0.00	44.25	79.25
	Apprentice	0.00	0.00	0.00	0.00	0.00	0.00	0.00	0.00	0.00	0.00
	A/J Ratio	0.00	0.00	0.00	0.00	0.00	0.00	0.00	0.00	0.00	0.00
	New Hire	0.00	0.00	0.00	0.00	0.00	0.00	0.00	0.00	0.00	0.00
	Subtotal	123.50	0.00	0.00	123.50	0.00	0.00	0.00	0.00	44.25	79.25



**Project Name:** 56322 - CENTRAL DEICING FACILITY - MASS GRADING

**Project Code:** 56322

Construction Trade	Hours Worked										
	Craft Level	Total Employee	Caucasian	African American	Hispanic	Asian	Native American	Other	Not Specified	Total Female	Total Male
Total for Contractor	Journey	5,576.25	1,729.50	969.50	2,877.25	0.00	0.00	0.00	0.00	2,142.75	3,433.50
	Apprentice	0.00	0.00	0.00	0.00	0.00	0.00	0.00	0.00	0.00	0.00
	A/J Ratio	0.00	0.00	0.00	0.00	0.00	0.00	0.00	0.00	0.00	0.00
	New Hire	0.00	0.00	0.00	0.00	0.00	0.00	0.00	0.00	0.00	0.00
	Subtotal	5,576.25	1,729.50	969.50	2,877.25	0.00	0.00	0.00	0.00	2,142.75	3,433.50
<b>Abitua Sewer, Water, &amp; Plumbing, Inc.</b>											
LABORER	Journey	302.50	152.00	0.00	117.50	0.00	33.00	0.00	0.00	0.00	302.50
	Apprentice	0.00	0.00	0.00	0.00	0.00	0.00	0.00	0.00	0.00	0.00
	A/J Ratio	0.00	0.00	0.00	0.00	0.00	0.00	0.00	0.00	0.00	0.00
	New Hire	0.00	0.00	0.00	0.00	0.00	0.00	0.00	0.00	0.00	0.00
	Subtotal	302.50	152.00	0.00	117.50	0.00	33.00	0.00	0.00	0.00	302.50
LABORER FRMAN	Journey	168.50	168.50	0.00	0.00	0.00	0.00	0.00	0.00	0.00	168.50
	Apprentice	0.00	0.00	0.00	0.00	0.00	0.00	0.00	0.00	0.00	0.00
	A/J Ratio	0.00	0.00	0.00	0.00	0.00	0.00	0.00	0.00	0.00	0.00
	New Hire	0.00	0.00	0.00	0.00	0.00	0.00	0.00	0.00	0.00	0.00
	Subtotal	168.50	168.50	0.00	0.00	0.00	0.00	0.00	0.00	0.00	168.50
OPERATING ENGINEER HWY 1	Journey	162.50	54.00	37.00	71.50	0.00	0.00	0.00	0.00	0.00	162.50
	Apprentice	0.00	0.00	0.00	0.00	0.00	0.00	0.00	0.00	0.00	0.00
	A/J Ratio	0.00	0.00	0.00	0.00	0.00	0.00	0.00	0.00	0.00	0.00
	New Hire	0.00	0.00	0.00	0.00	0.00	0.00	0.00	0.00	0.00	0.00
	Subtotal	162.50	54.00	37.00	71.50	0.00	0.00	0.00	0.00	0.00	162.50
OPERATING ENGINEER HWY 2	Journey	135.00	135.00	0.00	0.00	0.00	0.00	0.00	0.00	0.00	135.00
	Apprentice	0.00	0.00	0.00	0.00	0.00	0.00	0.00	0.00	0.00	0.00
	A/J Ratio	0.00	0.00	0.00	0.00	0.00	0.00	0.00	0.00	0.00	0.00
	New Hire	0.00	0.00	0.00	0.00	0.00	0.00	0.00	0.00	0.00	0.00
	Subtotal	135.00	135.00	0.00	0.00	0.00	0.00	0.00	0.00	0.00	135.00

**Project Name:** 56322 - CENTRAL DEICING FACILITY - MASS GRADING

**Project Code:** 56322

Construction Trade	Hours Worked										
	Craft Level	Total Employee	Caucasian	African American	Hispanic	Asian	Native American	Other	Not Specified	Total Female	Total Male
Total for Contractor	Journey	768.50	509.50	37.00	189.00	0.00	33.00	0.00	0.00	0.00	768.50
	Apprentice	0.00	0.00	0.00	0.00	0.00	0.00	0.00	0.00	0.00	0.00
	A/J Ratio	0.00	0.00	0.00	0.00	0.00	0.00	0.00	0.00	0.00	0.00
	New Hire	0.00	0.00	0.00	0.00	0.00	0.00	0.00	0.00	0.00	0.00
	Subtotal	768.50	509.50	37.00	189.00	0.00	33.00	0.00	0.00	0.00	768.50

**E KING CONSTRUCTION**

TRUCK DRIVER W ALL 4	Journey	4,281.50	478.50	781.50	3,021.50	0.00	0.00	0.00	0.00	0.00	4,281.50
	Apprentice	0.00	0.00	0.00	0.00	0.00	0.00	0.00	0.00	0.00	0.00
	A/J Ratio	0.00	0.00	0.00	0.00	0.00	0.00	0.00	0.00	0.00	0.00
	New Hire	0.00	0.00	0.00	0.00	0.00	0.00	0.00	0.00	0.00	0.00
	Subtotal	4,281.50	478.50	781.50	3,021.50	0.00	0.00	0.00	0.00	0.00	4,281.50
Total for Contractor	Journey	4,281.50	478.50	781.50	3,021.50	0.00	0.00	0.00	0.00	0.00	4,281.50
	Apprentice	0.00	0.00	0.00	0.00	0.00	0.00	0.00	0.00	0.00	0.00
	A/J Ratio	0.00	0.00	0.00	0.00	0.00	0.00	0.00	0.00	0.00	0.00
	New Hire	0.00	0.00	0.00	0.00	0.00	0.00	0.00	0.00	0.00	0.00
	Subtotal	4,281.50	478.50	781.50	3,021.50	0.00	0.00	0.00	0.00	0.00	4,281.50

**HOMER TREE SERVICE INC.**

OPERATING ENGINEER HWY 3	Journey	83.00	0.00	0.00	83.00	0.00	0.00	0.00	0.00	0.00	83.00
	Apprentice	0.00	0.00	0.00	0.00	0.00	0.00	0.00	0.00	0.00	0.00
	A/J Ratio	0.00	0.00	0.00	0.00	0.00	0.00	0.00	0.00	0.00	0.00
	New Hire	0.00	0.00	0.00	0.00	0.00	0.00	0.00	0.00	0.00	0.00
	Subtotal	83.00	0.00	0.00	83.00	0.00	0.00	0.00	0.00	0.00	83.00
Total for Contractor	Journey	83.00	0.00	0.00	83.00	0.00	0.00	0.00	0.00	0.00	83.00
	Apprentice	0.00	0.00	0.00	0.00	0.00	0.00	0.00	0.00	0.00	0.00
	A/J Ratio	0.00	0.00	0.00	0.00	0.00	0.00	0.00	0.00	0.00	0.00
	New Hire	0.00	0.00	0.00	0.00	0.00	0.00	0.00	0.00	0.00	0.00
	Subtotal	83.00	0.00	0.00	83.00	0.00	0.00	0.00	0.00	0.00	83.00

**INDUSTRIAL FENCE, INC.**

**Project Name:** 56322 - CENTRAL DEICING FACILITY - MASS GRADING

**Project Code:** 56322

Construction Trade	Hours Worked										
	Craft Level	Total Employee	Caucasian	African American	Hispanic	Asian	Native American	Other	Not Specified	Total Female	Total Male
FENCE ERECTOR	Journey	108.50	0.00	13.25	95.25	0.00	0.00	0.00	0.00	0.00	108.50
	Apprentice	0.00	0.00	0.00	0.00	0.00	0.00	0.00	0.00	0.00	0.00
	A/J Ratio	0.00	0.00	0.00	0.00	0.00	0.00	0.00	0.00	0.00	0.00
	New Hire	0.00	0.00	0.00	0.00	0.00	0.00	0.00	0.00	0.00	0.00
	Subtotal	108.50	0.00	13.25	95.25	0.00	0.00	0.00	0.00	0.00	108.50
Ironworker Fence Erector Apprentice	Journey	0.00	0.00	0.00	0.00	0.00	0.00	0.00	0.00	0.00	0.00
	Apprentice	92.00	72.00	0.00	20.00	0.00	0.00	0.00	0.00	0.00	92.00
	A/J Ratio	0.00	0.00	0.00	0.00	0.00	0.00	0.00	0.00	0.00	0.00
	New Hire	0.00	0.00	0.00	0.00	0.00	0.00	0.00	0.00	0.00	0.00
	Subtotal	92.00	72.00	0.00	20.00	0.00	0.00	0.00	0.00	0.00	92.00
OPERATING ENGINEER HWY 5	Journey	3.50	0.00	0.00	3.50	0.00	0.00	0.00	0.00	0.00	3.50
	Apprentice	0.00	0.00	0.00	0.00	0.00	0.00	0.00	0.00	0.00	0.00
	A/J Ratio	0.00	0.00	0.00	0.00	0.00	0.00	0.00	0.00	0.00	0.00
	New Hire	0.00	0.00	0.00	0.00	0.00	0.00	0.00	0.00	0.00	0.00
	Subtotal	3.50	0.00	0.00	3.50	0.00	0.00	0.00	0.00	0.00	3.50
Total for Contractor	Journey	112.00	0.00	13.25	98.75	0.00	0.00	0.00	0.00	0.00	112.00
	Apprentice	92.00	72.00	0.00	20.00	0.00	0.00	0.00	0.00	0.00	92.00
	A/J Ratio	0.82	0.00	0.00	0.20	0.00	0.00	0.00	0.00	0.00	0.82
	New Hire	0.00	0.00	0.00	0.00	0.00	0.00	0.00	0.00	0.00	0.00
	Subtotal	204.00	72.00	13.25	118.75	0.00	0.00	0.00	0.00	0.00	204.00
<b>JUDLAU CONTRACTING INC</b>											
APPRENTICE MATERIAL TESTER	Journey	0.00	0.00	0.00	0.00	0.00	0.00	0.00	0.00	0.00	0.00
	Apprentice	10.00	0.00	0.00	0.00	10.00	0.00	0.00	0.00	0.00	10.00
	A/J Ratio	0.00	0.00	0.00	0.00	0.00	0.00	0.00	0.00	0.00	0.00
	New Hire	0.00	0.00	0.00	0.00	0.00	0.00	0.00	0.00	0.00	0.00
	Subtotal	10.00	0.00	0.00	0.00	10.00	0.00	0.00	0.00	0.00	10.00
LABORER	Journey	14,952.50	5,125.50	1,783.50	7,865.00	0.00	0.00	178.50	0.00	2,507.50	12,445.00
	Apprentice	0.00	0.00	0.00	0.00	0.00	0.00	0.00	0.00	0.00	0.00
	A/J Ratio	0.00	0.00	0.00	0.00	0.00	0.00	0.00	0.00	0.00	0.00
	New Hire	0.00	0.00	0.00	0.00	0.00	0.00	0.00	0.00	0.00	0.00
	Subtotal	14,952.50	5,125.50	1,783.50	7,865.00	0.00	0.00	178.50	0.00	2,507.50	12,445.00

**Project Name:** 56322 - CENTRAL DEICING FACILITY - MASS GRADING  
**Project Code:** 56322

Construction Trade	Hours Worked										
	Craft Level	Total Employee	Caucasian	African American	Hispanic	Asian	Native American	Other	Not Specified	Total Female	Total Male
LABORER - BUILDING CONSTRUCTION (LANDSCAPE WORK)	Journey	3,313.00	946.00	613.50	10.50	1,743.00	0.00	0.00	0.00	45.50	3,267.50
	Apprentice	0.00	0.00	0.00	0.00	0.00	0.00	0.00	0.00	0.00	0.00
	A/J Ratio	0.00	0.00	0.00	0.00	0.00	0.00	0.00	0.00	0.00	0.00
	New Hire	0.00	0.00	0.00	0.00	0.00	0.00	0.00	0.00	0.00	0.00
	Subtotal	3,313.00	946.00	613.50	10.50	1,743.00	0.00	0.00	0.00	45.50	3,267.50
LABORER - HEAVY CONSTRUCTION (LANDSCAPE WORK)	Journey	128.00	124.00	0.00	0.00	4.00	0.00	0.00	0.00	0.00	128.00
	Apprentice	0.00	0.00	0.00	0.00	0.00	0.00	0.00	0.00	0.00	0.00
	A/J Ratio	0.00	0.00	0.00	0.00	0.00	0.00	0.00	0.00	0.00	0.00
	New Hire	0.00	0.00	0.00	0.00	0.00	0.00	0.00	0.00	0.00	0.00
	Subtotal	128.00	124.00	0.00	0.00	4.00	0.00	0.00	0.00	0.00	128.00
LABORER FRMAN	Journey	4,758.00	2,704.00	0.00	2,054.00	0.00	0.00	0.00	0.00	654.00	4,104.00
	Apprentice	0.00	0.00	0.00	0.00	0.00	0.00	0.00	0.00	0.00	0.00
	A/J Ratio	0.00	0.00	0.00	0.00	0.00	0.00	0.00	0.00	0.00	0.00
	New Hire	0.00	0.00	0.00	0.00	0.00	0.00	0.00	0.00	0.00	0.00
	Subtotal	4,758.00	2,704.00	0.00	2,054.00	0.00	0.00	0.00	0.00	654.00	4,104.00
MATERIAL TESTER I	Journey	504.50	0.00	0.00	0.00	504.50	0.00	0.00	0.00	0.00	504.50
	Apprentice	0.00	0.00	0.00	0.00	0.00	0.00	0.00	0.00	0.00	0.00
	A/J Ratio	0.00	0.00	0.00	0.00	0.00	0.00	0.00	0.00	0.00	0.00
	New Hire	0.00	0.00	0.00	0.00	0.00	0.00	0.00	0.00	0.00	0.00
	Subtotal	504.50	0.00	0.00	0.00	504.50	0.00	0.00	0.00	0.00	504.50
OPERATING ENGINEER APPRENTICE (FIRST HALF OF FOURTH YEAR)	Journey	0.00	0.00	0.00	0.00	0.00	0.00	0.00	0.00	0.00	0.00
	Apprentice	330.00	0.00	0.00	330.00	0.00	0.00	0.00	0.00	0.00	330.00
	A/J Ratio	0.00	0.00	0.00	0.00	0.00	0.00	0.00	0.00	0.00	0.00
	New Hire	0.00	0.00	0.00	0.00	0.00	0.00	0.00	0.00	0.00	0.00
	Subtotal	330.00	0.00	0.00	330.00	0.00	0.00	0.00	0.00	0.00	330.00
OPERATING ENGINEER APPRENTICE (FIRST HALF OF THIRD YEAR)	Journey	0.00	0.00	0.00	0.00	0.00	0.00	0.00	0.00	0.00	0.00
	Apprentice	775.50	767.50	8.00	0.00	0.00	0.00	0.00	0.00	0.00	775.50
	A/J Ratio	0.00	0.00	0.00	0.00	0.00	0.00	0.00	0.00	0.00	0.00
	New Hire	0.00	0.00	0.00	0.00	0.00	0.00	0.00	0.00	0.00	0.00
	Subtotal	775.50	767.50	8.00	0.00	0.00	0.00	0.00	0.00	0.00	775.50

**Project Name:** 56322 - CENTRAL DEICING FACILITY - MASS GRADING

**Project Code:** 56322

Construction Trade	Hours Worked										
	Craft Level	Total Employee	Caucasian	African American	Hispanic	Asian	Native American	Other	Not Specified	Total Female	Total Male
OPERATING ENGINEER APPRENTICE (FIRST YEAR)	Journey	0.00	0.00	0.00	0.00	0.00	0.00	0.00	0.00	0.00	0.00
	Apprentice	12,925.50	7,637.50	1,208.00	2,444.50	0.00	1,148.50	487.00	0.00	903.50	12,022.00
	A/J Ratio	0.00	0.00	0.00	0.00	0.00	0.00	0.00	0.00	0.00	0.00
	New Hire	0.00	0.00	0.00	0.00	0.00	0.00	0.00	0.00	0.00	0.00
	Subtotal	12,925.50	7,637.50	1,208.00	2,444.50	0.00	1,148.50	487.00	0.00	903.50	12,022.00
OPERATING ENGINEER APPRENTICE (SECOND HALF OF FOURTH YEAR)	Journey	0.00	0.00	0.00	0.00	0.00	0.00	0.00	0.00	0.00	0.00
	Apprentice	339.00	0.00	0.00	339.00	0.00	0.00	0.00	0.00	0.00	339.00
	A/J Ratio	0.00	0.00	0.00	0.00	0.00	0.00	0.00	0.00	0.00	0.00
	New Hire	0.00	0.00	0.00	0.00	0.00	0.00	0.00	0.00	0.00	0.00
	Subtotal	339.00	0.00	0.00	339.00	0.00	0.00	0.00	0.00	0.00	339.00
OPERATING ENGINEER APPRENTICE (SECOND HALF OF THIRD YEAR)	Journey	0.00	0.00	0.00	0.00	0.00	0.00	0.00	0.00	0.00	0.00
	Apprentice	1,879.00	1,429.00	450.00	0.00	0.00	0.00	0.00	0.00	450.00	1,429.00
	A/J Ratio	0.00	0.00	0.00	0.00	0.00	0.00	0.00	0.00	0.00	0.00
	New Hire	0.00	0.00	0.00	0.00	0.00	0.00	0.00	0.00	0.00	0.00
	Subtotal	1,879.00	1,429.00	450.00	0.00	0.00	0.00	0.00	0.00	450.00	1,429.00
OPERATING ENGINEER APPRENTICE (SECOND YEAR)	Journey	0.00	0.00	0.00	0.00	0.00	0.00	0.00	0.00	0.00	0.00
	Apprentice	962.00	962.00	0.00	0.00	0.00	0.00	0.00	0.00	0.00	962.00
	A/J Ratio	0.00	0.00	0.00	0.00	0.00	0.00	0.00	0.00	0.00	0.00
	New Hire	0.00	0.00	0.00	0.00	0.00	0.00	0.00	0.00	0.00	0.00
	Subtotal	962.00	962.00	0.00	0.00	0.00	0.00	0.00	0.00	0.00	962.00
OPERATING ENGINEER HWY 1	Journey	27,493.30	23,438.80	71.00	3,138.00	0.00	0.00	398.50	447.00	1,179.50	26,313.80
	Apprentice	0.00	0.00	0.00	0.00	0.00	0.00	0.00	0.00	0.00	0.00
	A/J Ratio	0.00	0.00	0.00	0.00	0.00	0.00	0.00	0.00	0.00	0.00
	New Hire	0.00	0.00	0.00	0.00	0.00	0.00	0.00	0.00	0.00	0.00
	Subtotal	27,493.30	23,438.80	71.00	3,138.00	0.00	0.00	398.50	447.00	1,179.50	26,313.80
OPERATING ENGINEER HWY 2	Journey	4,835.50	3,778.00	81.00	809.50	0.00	0.00	39.00	128.00	166.00	4,669.50
	Apprentice	0.00	0.00	0.00	0.00	0.00	0.00	0.00	0.00	0.00	0.00
	A/J Ratio	0.00	0.00	0.00	0.00	0.00	0.00	0.00	0.00	0.00	0.00
	New Hire	0.00	0.00	0.00	0.00	0.00	0.00	0.00	0.00	0.00	0.00
	Subtotal	4,835.50	3,778.00	81.00	809.50	0.00	0.00	39.00	128.00	166.00	4,669.50

**Project Name:** 56322 - CENTRAL DEICING FACILITY - MASS GRADING

**Project Code:** 56322

Construction Trade	Hours Worked										
	Craft Level	Total Employee	Caucasian	African American	Hispanic	Asian	Native American	Other	Not Specified	Total Female	Total Male
OPERATING ENGINEER HWY 4	Journey	16.00	16.00	0.00	0.00	0.00	0.00	0.00	0.00	0.00	16.00
	Apprentice	0.00	0.00	0.00	0.00	0.00	0.00	0.00	0.00	0.00	0.00
	A/J Ratio	0.00	0.00	0.00	0.00	0.00	0.00	0.00	0.00	0.00	0.00
	New Hire	0.00	0.00	0.00	0.00	0.00	0.00	0.00	0.00	0.00	0.00
	Subtotal	16.00	16.00	0.00	0.00	0.00	0.00	0.00	0.00	0.00	16.00
OPERATING ENGINEER HWY 5	Journey	38.50	0.00	0.00	0.00	0.00	0.00	0.00	38.50	38.50	0.00
	Apprentice	0.00	0.00	0.00	0.00	0.00	0.00	0.00	0.00	0.00	0.00
	A/J Ratio	0.00	0.00	0.00	0.00	0.00	0.00	0.00	0.00	0.00	0.00
	New Hire	0.00	0.00	0.00	0.00	0.00	0.00	0.00	0.00	0.00	0.00
	Subtotal	38.50	0.00	0.00	0.00	0.00	0.00	0.00	38.50	38.50	0.00
OPERATORS	Journey	1,881.00	1,489.50	0.00	216.00	0.00	0.00	89.50	86.00	125.00	1,756.00
	Apprentice	0.00	0.00	0.00	0.00	0.00	0.00	0.00	0.00	0.00	0.00
	A/J Ratio	0.00	0.00	0.00	0.00	0.00	0.00	0.00	0.00	0.00	0.00
	New Hire	0.00	0.00	0.00	0.00	0.00	0.00	0.00	0.00	0.00	0.00
	Subtotal	1,881.00	1,489.50	0.00	216.00	0.00	0.00	89.50	86.00	125.00	1,756.00
SURVEY WORKER	Journey	664.50	664.50	0.00	0.00	0.00	0.00	0.00	0.00	0.00	664.50
	Apprentice	0.00	0.00	0.00	0.00	0.00	0.00	0.00	0.00	0.00	0.00
	A/J Ratio	0.00	0.00	0.00	0.00	0.00	0.00	0.00	0.00	0.00	0.00
	New Hire	0.00	0.00	0.00	0.00	0.00	0.00	0.00	0.00	0.00	0.00
	Subtotal	664.50	664.50	0.00	0.00	0.00	0.00	0.00	0.00	0.00	664.50
SURVEY WORKER > NOT IN EFFECT	Journey	232.50	232.50	0.00	0.00	0.00	0.00	0.00	0.00	0.00	232.50
	Apprentice	0.00	0.00	0.00	0.00	0.00	0.00	0.00	0.00	0.00	0.00
	A/J Ratio	0.00	0.00	0.00	0.00	0.00	0.00	0.00	0.00	0.00	0.00
	New Hire	0.00	0.00	0.00	0.00	0.00	0.00	0.00	0.00	0.00	0.00
	Subtotal	232.50	232.50	0.00	0.00	0.00	0.00	0.00	0.00	0.00	232.50
SURVEY WORKER FRMAN > NOT IN EFFECT	Journey	64.00	64.00	0.00	0.00	0.00	0.00	0.00	0.00	0.00	64.00
	Apprentice	0.00	0.00	0.00	0.00	0.00	0.00	0.00	0.00	0.00	0.00
	A/J Ratio	0.00	0.00	0.00	0.00	0.00	0.00	0.00	0.00	0.00	0.00
	New Hire	0.00	0.00	0.00	0.00	0.00	0.00	0.00	0.00	0.00	0.00
	Subtotal	64.00	64.00	0.00	0.00	0.00	0.00	0.00	0.00	0.00	64.00

**Project Name:** 56322 - CENTRAL DEICING FACILITY - MASS GRADING

**Project Code:** 56322

Construction Trade	Hours Worked										
	Craft Level	Total Employee	Caucasian	African American	Hispanic	Asian	Native American	Other	Not Specified	Total Female	Total Male

Total for Contractor	Journey	58,881.30	38,582.80	2,549.00	14,093.00	2,251.50	0.00	705.50	699.50	4,716.00	54,165.30
	Apprentice	17,221.00	10,796.00	1,666.00	3,113.50	10.00	1,148.50	487.00	0.00	1,353.50	15,867.50
	A/J Ratio	0.29	0.28	0.65	0.22	0.00	0.00	0.69	0.00	0.29	0.29
	New Hire	0.00	0.00	0.00	0.00	0.00	0.00	0.00	0.00	0.00	0.00
	Subtotal	76,102.30	49,378.80	4,215.00	17,206.50	2,261.50	1,148.50	1,192.50	699.50	6,069.50	70,032.80

**K-Five Construction Corporation**

LABORER	Journey	32.00	8.00	0.00	24.00	0.00	0.00	0.00	0.00	8.00	24.00
	Apprentice	0.00	0.00	0.00	0.00	0.00	0.00	0.00	0.00	0.00	0.00
	A/J Ratio	0.00	0.00	0.00	0.00	0.00	0.00	0.00	0.00	0.00	0.00
	New Hire	0.00	0.00	0.00	0.00	0.00	0.00	0.00	0.00	0.00	0.00
	Subtotal	32.00	8.00	0.00	24.00	0.00	0.00	0.00	0.00	8.00	24.00

LABORER FRMAN	Journey	8.00	0.00	0.00	8.00	0.00	0.00	0.00	0.00	0.00	8.00
	Apprentice	0.00	0.00	0.00	0.00	0.00	0.00	0.00	0.00	0.00	0.00
	A/J Ratio	0.00	0.00	0.00	0.00	0.00	0.00	0.00	0.00	0.00	0.00
	New Hire	0.00	0.00	0.00	0.00	0.00	0.00	0.00	0.00	0.00	0.00
	Subtotal	8.00	0.00	0.00	8.00	0.00	0.00	0.00	0.00	0.00	8.00

OPERATING ENGINEER HWY 2	Journey	17.00	8.50	0.00	8.50	0.00	0.00	0.00	0.00	0.00	17.00
	Apprentice	0.00	0.00	0.00	0.00	0.00	0.00	0.00	0.00	0.00	0.00
	A/J Ratio	0.00	0.00	0.00	0.00	0.00	0.00	0.00	0.00	0.00	0.00
	New Hire	0.00	0.00	0.00	0.00	0.00	0.00	0.00	0.00	0.00	0.00
	Subtotal	17.00	8.50	0.00	8.50	0.00	0.00	0.00	0.00	0.00	17.00

TRUCK DRIVER E ALL 3	Journey	9.25	9.25	0.00	0.00	0.00	0.00	0.00	0.00	0.00	9.25
	Apprentice	0.00	0.00	0.00	0.00	0.00	0.00	0.00	0.00	0.00	0.00
	A/J Ratio	0.00	0.00	0.00	0.00	0.00	0.00	0.00	0.00	0.00	0.00
	New Hire	0.00	0.00	0.00	0.00	0.00	0.00	0.00	0.00	0.00	0.00
	Subtotal	9.25	9.25	0.00	0.00	0.00	0.00	0.00	0.00	0.00	9.25

**Project Name:** 56322 - CENTRAL DEICING FACILITY - MASS GRADING

**Project Code:** 56322

Construction Trade	Hours Worked										
	Craft Level	Total Employee	Caucasian	African American	Hispanic	Asian	Native American	Other	Not Specified	Total Female	Total Male
Total for Contractor	Journey	66.25	25.75	0.00	40.50	0.00	0.00	0.00	0.00	8.00	58.25
	Apprentice	0.00	0.00	0.00	0.00	0.00	0.00	0.00	0.00	0.00	0.00
	A/J Ratio	0.00	0.00	0.00	0.00	0.00	0.00	0.00	0.00	0.00	0.00
	New Hire	0.00	0.00	0.00	0.00	0.00	0.00	0.00	0.00	0.00	0.00
	Subtotal	66.25	25.75	0.00	40.50	0.00	0.00	0.00	0.00	8.00	58.25
<b>Mt. Carmel Stabilization Group</b>											
LABORER FRMAN	Journey	832.00	832.00	0.00	0.00	0.00	0.00	0.00	0.00	0.00	832.00
	Apprentice	0.00	0.00	0.00	0.00	0.00	0.00	0.00	0.00	0.00	0.00
	A/J Ratio	0.00	0.00	0.00	0.00	0.00	0.00	0.00	0.00	0.00	0.00
	New Hire	0.00	0.00	0.00	0.00	0.00	0.00	0.00	0.00	0.00	0.00
	Subtotal	832.00	832.00	0.00	0.00	0.00	0.00	0.00	0.00	0.00	832.00
OPERATING ENGINEER HWY 2	Journey	529.00	529.00	0.00	0.00	0.00	0.00	0.00	0.00	0.00	529.00
	Apprentice	0.00	0.00	0.00	0.00	0.00	0.00	0.00	0.00	0.00	0.00
	A/J Ratio	0.00	0.00	0.00	0.00	0.00	0.00	0.00	0.00	0.00	0.00
	New Hire	0.00	0.00	0.00	0.00	0.00	0.00	0.00	0.00	0.00	0.00
	Subtotal	529.00	529.00	0.00	0.00	0.00	0.00	0.00	0.00	0.00	529.00
OPERATING ENGINEER HWY 6	Journey	421.50	421.50	0.00	0.00	0.00	0.00	0.00	0.00	0.00	421.50
	Apprentice	0.00	0.00	0.00	0.00	0.00	0.00	0.00	0.00	0.00	0.00
	A/J Ratio	0.00	0.00	0.00	0.00	0.00	0.00	0.00	0.00	0.00	0.00
	New Hire	0.00	0.00	0.00	0.00	0.00	0.00	0.00	0.00	0.00	0.00
	Subtotal	421.50	421.50	0.00	0.00	0.00	0.00	0.00	0.00	0.00	421.50
TRUCK DRIVER W ALL 1	Journey	1,381.50	1,381.50	0.00	0.00	0.00	0.00	0.00	0.00	460.00	921.50
	Apprentice	0.00	0.00	0.00	0.00	0.00	0.00	0.00	0.00	0.00	0.00
	A/J Ratio	0.00	0.00	0.00	0.00	0.00	0.00	0.00	0.00	0.00	0.00
	New Hire	0.00	0.00	0.00	0.00	0.00	0.00	0.00	0.00	0.00	0.00
	Subtotal	1,381.50	1,381.50	0.00	0.00	0.00	0.00	0.00	0.00	460.00	921.50
TRUCK DRIVER W ALL 1 FRMAN	Journey	130.50	130.50	0.00	0.00	0.00	0.00	0.00	0.00	0.00	130.50
	Apprentice	0.00	0.00	0.00	0.00	0.00	0.00	0.00	0.00	0.00	0.00
	A/J Ratio	0.00	0.00	0.00	0.00	0.00	0.00	0.00	0.00	0.00	0.00
	New Hire	0.00	0.00	0.00	0.00	0.00	0.00	0.00	0.00	0.00	0.00
	Subtotal	130.50	130.50	0.00	0.00	0.00	0.00	0.00	0.00	0.00	130.50



**Project Name:** 56322 - CENTRAL DEICING FACILITY - MASS GRADING

**Project Code:** 56322

Construction Trade	Hours Worked										
	Craft Level	Total Employee	Caucasian	African American	Hispanic	Asian	Native American	Other	Not Specified	Total Female	Total Male
Total for Contractor	Journey	3,294.50	3,294.50	0.00	0.00	0.00	0.00	0.00	0.00	460.00	2,834.50
	Apprentice	0.00	0.00	0.00	0.00	0.00	0.00	0.00	0.00	0.00	0.00
	A/J Ratio	0.00	0.00	0.00	0.00	0.00	0.00	0.00	0.00	0.00	0.00
	New Hire	0.00	0.00	0.00	0.00	0.00	0.00	0.00	0.00	0.00	0.00
	Subtotal	3,294.50	3,294.50	0.00	0.00	0.00	0.00	0.00	0.00	460.00	2,834.50

**NATURAL CREATIONS LANDSCAPING INC.**

LABORER - HEAVY CONSTRUCTION (LANDSCAPE WORK)	Journey	2,117.25	0.00	0.00	2,117.25	0.00	0.00	0.00	0.00	8.00	2,109.25
	Apprentice	0.00	0.00	0.00	0.00	0.00	0.00	0.00	0.00	0.00	0.00
	A/J Ratio	0.00	0.00	0.00	0.00	0.00	0.00	0.00	0.00	0.00	0.00
	New Hire	0.00	0.00	0.00	0.00	0.00	0.00	0.00	0.00	0.00	0.00
	Subtotal	2,117.25	0.00	0.00	2,117.25	0.00	0.00	0.00	0.00	8.00	2,109.25

OPERATORS	Journey	736.00	0.00	0.00	736.00	0.00	0.00	0.00	0.00	0.00	736.00
	Apprentice	0.00	0.00	0.00	0.00	0.00	0.00	0.00	0.00	0.00	0.00
	A/J Ratio	0.00	0.00	0.00	0.00	0.00	0.00	0.00	0.00	0.00	0.00
	New Hire	0.00	0.00	0.00	0.00	0.00	0.00	0.00	0.00	0.00	0.00
	Subtotal	736.00	0.00	0.00	736.00	0.00	0.00	0.00	0.00	0.00	736.00

Total for Contractor	Journey	2,853.25	0.00	0.00	2,853.25	0.00	0.00	0.00	0.00	8.00	2,845.25
	Apprentice	0.00	0.00	0.00	0.00	0.00	0.00	0.00	0.00	0.00	0.00
	A/J Ratio	0.00	0.00	0.00	0.00	0.00	0.00	0.00	0.00	0.00	0.00
	New Hire	0.00	0.00	0.00	0.00	0.00	0.00	0.00	0.00	0.00	0.00
	Subtotal	2,853.25	0.00	0.00	2,853.25	0.00	0.00	0.00	0.00	8.00	2,845.25

**ROAD SAFE TRAFFIC SYSTEMS, INC.**

TRAFFIC SAFETY WRKR	Journey	21.50	12.50	0.00	9.00	0.00	0.00	0.00	0.00	0.00	21.50
	Apprentice	0.00	0.00	0.00	0.00	0.00	0.00	0.00	0.00	0.00	0.00
	A/J Ratio	0.00	0.00	0.00	0.00	0.00	0.00	0.00	0.00	0.00	0.00
	New Hire	0.00	0.00	0.00	0.00	0.00	0.00	0.00	0.00	0.00	0.00
	Subtotal	21.50	12.50	0.00	9.00	0.00	0.00	0.00	0.00	0.00	21.50

**Project Name:** 56322 - CENTRAL DEICING FACILITY - MASS GRADING  
**Project Code:** 56322

Construction Trade	Hours Worked										
	Craft Level	Total Employee	Caucasian	African American	Hispanic	Asian	Native American	Other	Not Specified	Total Female	Total Male
Total for Contractor	Journey	21.50	12.50	0.00	9.00	0.00	0.00	0.00	0.00	0.00	21.50
	Apprentice	0.00	0.00	0.00	0.00	0.00	0.00	0.00	0.00	0.00	0.00
	A/J Ratio	0.00	0.00	0.00	0.00	0.00	0.00	0.00	0.00	0.00	0.00
	New Hire	0.00	0.00	0.00	0.00	0.00	0.00	0.00	0.00	0.00	0.00
	Subtotal	21.50	12.50	0.00	9.00	0.00	0.00	0.00	0.00	0.00	21.50

**SONICAN TRUCKING, INC.**

TRUCK DRIVER E ALL 1	Journey	3,575.00	354.00	0.00	3,221.00	0.00	0.00	0.00	0.00	0.00	3,575.00
	Apprentice	0.00	0.00	0.00	0.00	0.00	0.00	0.00	0.00	0.00	0.00
	A/J Ratio	0.00	0.00	0.00	0.00	0.00	0.00	0.00	0.00	0.00	0.00
	New Hire	0.00	0.00	0.00	0.00	0.00	0.00	0.00	0.00	0.00	0.00
	Subtotal	3,575.00	354.00	0.00	3,221.00	0.00	0.00	0.00	0.00	0.00	3,575.00
Total for Contractor	Journey	3,575.00	354.00	0.00	3,221.00	0.00	0.00	0.00	0.00	0.00	3,575.00
	Apprentice	0.00	0.00	0.00	0.00	0.00	0.00	0.00	0.00	0.00	0.00
	A/J Ratio	0.00	0.00	0.00	0.00	0.00	0.00	0.00	0.00	0.00	0.00
	New Hire	0.00	0.00	0.00	0.00	0.00	0.00	0.00	0.00	0.00	0.00
	Subtotal	3,575.00	354.00	0.00	3,221.00	0.00	0.00	0.00	0.00	0.00	3,575.00

**Specialties Company, LLC**

OPERATING ENGINEER APPRENTICE (FIRST YEAR)	Journey	0.00	0.00	0.00	0.00	0.00	0.00	0.00	0.00	0.00	0.00
	Apprentice	398.50	398.50	0.00	0.00	0.00	0.00	0.00	0.00	0.00	398.50
	A/J Ratio	0.00	0.00	0.00	0.00	0.00	0.00	0.00	0.00	0.00	0.00
	New Hire	0.00	0.00	0.00	0.00	0.00	0.00	0.00	0.00	0.00	0.00
	Subtotal	398.50	398.50	0.00	0.00	0.00	0.00	0.00	0.00	0.00	398.50
OPERATING ENGINEER HWY 1	Journey	1,808.00	1,808.00	0.00	0.00	0.00	0.00	0.00	0.00	0.00	1,808.00
	Apprentice	0.00	0.00	0.00	0.00	0.00	0.00	0.00	0.00	0.00	0.00
	A/J Ratio	0.00	0.00	0.00	0.00	0.00	0.00	0.00	0.00	0.00	0.00
	New Hire	0.00	0.00	0.00	0.00	0.00	0.00	0.00	0.00	0.00	0.00
	Subtotal	1,808.00	1,808.00	0.00	0.00	0.00	0.00	0.00	0.00	0.00	1,808.00

**Project Name:** 56322 - CENTRAL DEICING FACILITY - MASS GRADING

**Project Code:** 56322

Construction Trade	Hours Worked										
	Craft Level	Total Employee	Caucasian	African American	Hispanic	Asian	Native American	Other	Not Specified	Total Female	Total Male
OPERATORS	Journey	73.50	73.50	0.00	0.00	0.00	0.00	0.00	0.00	0.00	73.50
	Apprentice	0.00	0.00	0.00	0.00	0.00	0.00	0.00	0.00	0.00	0.00
	A/J Ratio	0.00	0.00	0.00	0.00	0.00	0.00	0.00	0.00	0.00	0.00
	New Hire	0.00	0.00	0.00	0.00	0.00	0.00	0.00	0.00	0.00	0.00
	Subtotal	73.50	73.50	0.00	0.00	0.00	0.00	0.00	0.00	0.00	73.50
TRUCK DRIVER (BUILDING AND RESIDENTIAL)	Journey	28.00	28.00	0.00	0.00	0.00	0.00	0.00	0.00	0.00	28.00
	Apprentice	0.00	0.00	0.00	0.00	0.00	0.00	0.00	0.00	0.00	0.00
	A/J Ratio	0.00	0.00	0.00	0.00	0.00	0.00	0.00	0.00	0.00	0.00
	New Hire	0.00	0.00	0.00	0.00	0.00	0.00	0.00	0.00	0.00	0.00
	Subtotal	28.00	28.00	0.00	0.00	0.00	0.00	0.00	0.00	0.00	28.00
TRUCK DRIVER E ALL 1	Journey	38.50	38.50	0.00	0.00	0.00	0.00	0.00	0.00	0.00	38.50
	Apprentice	0.00	0.00	0.00	0.00	0.00	0.00	0.00	0.00	0.00	0.00
	A/J Ratio	0.00	0.00	0.00	0.00	0.00	0.00	0.00	0.00	0.00	0.00
	New Hire	0.00	0.00	0.00	0.00	0.00	0.00	0.00	0.00	0.00	0.00
	Subtotal	38.50	38.50	0.00	0.00	0.00	0.00	0.00	0.00	0.00	38.50
Total for Contractor	Journey	1,948.00	1,948.00	0.00	0.00	0.00	0.00	0.00	0.00	0.00	1,948.00
	Apprentice	398.50	398.50	0.00	0.00	0.00	0.00	0.00	0.00	0.00	398.50
	A/J Ratio	0.20	0.20	0.00	0.00	0.00	0.00	0.00	0.00	0.00	0.20
	New Hire	0.00	0.00	0.00	0.00	0.00	0.00	0.00	0.00	0.00	0.00
	Subtotal	2,346.50	2,346.50	0.00	0.00	0.00	0.00	0.00	0.00	0.00	2,346.50
<b>Truck King Hauling Contractors, Inc.</b>											
TRUCK DRIVER E ALL 3	Journey	2,815.75	0.00	0.00	2,815.75	0.00	0.00	0.00	0.00	0.00	2,815.75
	Apprentice	0.00	0.00	0.00	0.00	0.00	0.00	0.00	0.00	0.00	0.00
	A/J Ratio	0.00	0.00	0.00	0.00	0.00	0.00	0.00	0.00	0.00	0.00
	New Hire	0.00	0.00	0.00	0.00	0.00	0.00	0.00	0.00	0.00	0.00
	Subtotal	2,815.75	0.00	0.00	2,815.75	0.00	0.00	0.00	0.00	0.00	2,815.75
TRUCK DRIVER W ALL 3	Journey	10.00	0.00	0.00	10.00	0.00	0.00	0.00	0.00	0.00	10.00
	Apprentice	0.00	0.00	0.00	0.00	0.00	0.00	0.00	0.00	0.00	0.00
	A/J Ratio	0.00	0.00	0.00	0.00	0.00	0.00	0.00	0.00	0.00	0.00
	New Hire	0.00	0.00	0.00	0.00	0.00	0.00	0.00	0.00	0.00	0.00
	Subtotal	10.00	0.00	0.00	10.00	0.00	0.00	0.00	0.00	0.00	10.00

**Project Name:** 56322 - CENTRAL DEICING FACILITY - MASS GRADING  
**Project Code:** 56322

Construction Trade	Hours Worked										
	Craft Level	Total Employee	Caucasian	African American	Hispanic	Asian	Native American	Other	Not Specified	Total Female	Total Male
Total for Contractor	Journey	2,825.75	0.00	0.00	2,825.75	0.00	0.00	0.00	0.00	0.00	2,825.75
	Apprentice	0.00	0.00	0.00	0.00	0.00	0.00	0.00	0.00	0.00	0.00
	A/J Ratio	0.00	0.00	0.00	0.00	0.00	0.00	0.00	0.00	0.00	0.00
	New Hire	0.00	0.00	0.00	0.00	0.00	0.00	0.00	0.00	0.00	0.00
	Subtotal	2,825.75	0.00	0.00	2,825.75	0.00	0.00	0.00	0.00	0.00	2,825.75
Total Journey Hours	89,831.30	52,479.55	4,350.25	29,312.00	2,251.50	33.00	705.50	699.50	7,334.75	82,496.55	
Total Apprentice Hours	18,952.00	12,402.50	1,770.50	3,133.50	10.00	1,148.50	487.00	0.00	1,458.00	17,494.00	
Total New Hire Hours	0.00	0.00	0.00	0.00	0.00	0.00	0.00	0.00	0.00	0.00	
Grand Total Hours	108,783.30	64,882.05	6,120.75	32,445.50	2,261.50	1,181.50	1,192.50	699.50	8,792.75	99,990.55	

End of data for project: 56322 - CENTRAL DEICING FACILITY - MASS GRADING

**Project Name:** 57353 - OMP Runway 9C-27C Bid Package 1, Spec 333636

**Project Code:** 57353

Construction Trade	Hours Worked										
	Craft Level	Total Employee	Caucasian	African American	Hispanic	Asian	Native American	Other	Not Specified	Total Female	Total Male

**ADVANCED WELDING & EQUIP**

LABORER	Journey	185.00	185.00	0.00	0.00	0.00	0.00	0.00	0.00	0.00	185.00
	Apprentice	0.00	0.00	0.00	0.00	0.00	0.00	0.00	0.00	0.00	0.00
	A/J Ratio	0.00	0.00	0.00	0.00	0.00	0.00	0.00	0.00	0.00	0.00
	New Hire	0.00	0.00	0.00	0.00	0.00	0.00	0.00	0.00	0.00	0.00
	Subtotal	185.00	185.00	0.00	0.00	0.00	0.00	0.00	0.00	0.00	185.00

Total for Contractor	Journey	185.00	185.00	0.00	0.00	0.00	0.00	0.00	0.00	0.00	185.00
	Apprentice	0.00	0.00	0.00	0.00	0.00	0.00	0.00	0.00	0.00	0.00
	A/J Ratio	0.00	0.00	0.00	0.00	0.00	0.00	0.00	0.00	0.00	0.00
	New Hire	0.00	0.00	0.00	0.00	0.00	0.00	0.00	0.00	0.00	0.00
	Subtotal	185.00	185.00	0.00	0.00	0.00	0.00	0.00	0.00	0.00	185.00

**Alpine Demolition Services, LLC**

LABORER	Journey	108.00	0.00	0.00	108.00	0.00	0.00	0.00	0.00	0.00	108.00
	Apprentice	0.00	0.00	0.00	0.00	0.00	0.00	0.00	0.00	0.00	0.00
	A/J Ratio	0.00	0.00	0.00	0.00	0.00	0.00	0.00	0.00	0.00	0.00
	New Hire	0.00	0.00	0.00	0.00	0.00	0.00	0.00	0.00	0.00	0.00
	Subtotal	108.00	0.00	0.00	108.00	0.00	0.00	0.00	0.00	0.00	108.00

POWER EQUIPMENT OPERATOR	Journey	58.00	58.00	0.00	0.00	0.00	0.00	0.00	0.00	0.00	58.00
	Apprentice	0.00	0.00	0.00	0.00	0.00	0.00	0.00	0.00	0.00	0.00
	A/J Ratio	0.00	0.00	0.00	0.00	0.00	0.00	0.00	0.00	0.00	0.00
	New Hire	0.00	0.00	0.00	0.00	0.00	0.00	0.00	0.00	0.00	0.00
	Subtotal	58.00	58.00	0.00	0.00	0.00	0.00	0.00	0.00	0.00	58.00

Total for Contractor	Journey	166.00	58.00	0.00	108.00	0.00	0.00	0.00	0.00	0.00	166.00
	Apprentice	0.00	0.00	0.00	0.00	0.00	0.00	0.00	0.00	0.00	0.00
	A/J Ratio	0.00	0.00	0.00	0.00	0.00	0.00	0.00	0.00	0.00	0.00
	New Hire	0.00	0.00	0.00	0.00	0.00	0.00	0.00	0.00	0.00	0.00
	Subtotal	166.00	58.00	0.00	108.00	0.00	0.00	0.00	0.00	0.00	166.00

**American High Mast LLC**

**Project Name:** 57353 - OMP Runway 9C-27C Bid Package 1, Spec 333636

**Project Code:** 57353

Construction Trade	Hours Worked										
	Craft Level	Total Employee	Caucasian	African American	Hispanic	Asian	Native American	Other	Not Specified	Total Female	Total Male

LABORER	Journey	34.50	34.50	0.00	0.00	0.00	0.00	0.00	0.00	0.00	34.50
	Apprentice	0.00	0.00	0.00	0.00	0.00	0.00	0.00	0.00	0.00	0.00
	A/J Ratio	0.00	0.00	0.00	0.00	0.00	0.00	0.00	0.00	0.00	0.00
	New Hire	0.00	0.00	0.00	0.00	0.00	0.00	0.00	0.00	0.00	0.00
	Subtotal	34.50	34.50	0.00	0.00	0.00	0.00	0.00	0.00	0.00	34.50

Total for Contractor	Journey	34.50	34.50	0.00	0.00	0.00	0.00	0.00	0.00	0.00	34.50
	Apprentice	0.00	0.00	0.00	0.00	0.00	0.00	0.00	0.00	0.00	0.00
	A/J Ratio	0.00	0.00	0.00	0.00	0.00	0.00	0.00	0.00	0.00	0.00
	New Hire	0.00	0.00	0.00	0.00	0.00	0.00	0.00	0.00	0.00	0.00
	Subtotal	34.50	34.50	0.00	0.00	0.00	0.00	0.00	0.00	0.00	34.50

**Antigo Construction Inc.**

POWER EQUIPMENT OPERATOR	Journey	256.00	256.00	0.00	0.00	0.00	0.00	0.00	0.00	0.00	256.00
	Apprentice	0.00	0.00	0.00	0.00	0.00	0.00	0.00	0.00	0.00	0.00
	A/J Ratio	0.00	0.00	0.00	0.00	0.00	0.00	0.00	0.00	0.00	0.00
	New Hire	0.00	0.00	0.00	0.00	0.00	0.00	0.00	0.00	0.00	0.00
	Subtotal	256.00	256.00	0.00	0.00	0.00	0.00	0.00	0.00	0.00	256.00

Total for Contractor	Journey	256.00	256.00	0.00	0.00	0.00	0.00	0.00	0.00	0.00	256.00
	Apprentice	0.00	0.00	0.00	0.00	0.00	0.00	0.00	0.00	0.00	0.00
	A/J Ratio	0.00	0.00	0.00	0.00	0.00	0.00	0.00	0.00	0.00	0.00
	New Hire	0.00	0.00	0.00	0.00	0.00	0.00	0.00	0.00	0.00	0.00
	Subtotal	256.00	256.00	0.00	0.00	0.00	0.00	0.00	0.00	0.00	256.00

**BADGER DAYLIGHTING**

POWER EQUIPMENT OPERATOR	Journey	112.00	112.00	0.00	0.00	0.00	0.00	0.00	0.00	0.00	112.00
	Apprentice	0.00	0.00	0.00	0.00	0.00	0.00	0.00	0.00	0.00	0.00
	A/J Ratio	0.00	0.00	0.00	0.00	0.00	0.00	0.00	0.00	0.00	0.00
	New Hire	0.00	0.00	0.00	0.00	0.00	0.00	0.00	0.00	0.00	0.00
	Subtotal	112.00	112.00	0.00	0.00	0.00	0.00	0.00	0.00	0.00	112.00

**Project Name:** 57353 - OMP Runway 9C-27C Bid Package 1, Spec 333636

**Project Code:** 57353

Construction Trade	Hours Worked										
	Craft Level	Total Employee	Caucasian	African American	Hispanic	Asian	Native American	Other	Not Specified	Total Female	Total Male

Total for Contractor	Journey	112.00	112.00	0.00	0.00	0.00	0.00	0.00	0.00	0.00	112.00
	Apprentice	0.00	0.00	0.00	0.00	0.00	0.00	0.00	0.00	0.00	0.00
	A/J Ratio	0.00	0.00	0.00	0.00	0.00	0.00	0.00	0.00	0.00	0.00
	New Hire	0.00	0.00	0.00	0.00	0.00	0.00	0.00	0.00	0.00	0.00
	Subtotal	112.00	112.00	0.00	0.00	0.00	0.00	0.00	0.00	0.00	112.00

**Badger Daylighting Corp.**

POWER EQUIPMENT OPERATOR	Journey	13.50	13.50	0.00	0.00	0.00	0.00	0.00	0.00	0.00	13.50
	Apprentice	0.00	0.00	0.00	0.00	0.00	0.00	0.00	0.00	0.00	0.00
	A/J Ratio	0.00	0.00	0.00	0.00	0.00	0.00	0.00	0.00	0.00	0.00
	New Hire	0.00	0.00	0.00	0.00	0.00	0.00	0.00	0.00	0.00	0.00
	Subtotal	13.50	13.50	0.00	0.00	0.00	0.00	0.00	0.00	0.00	13.50

Total for Contractor	Journey	13.50	13.50	0.00	0.00	0.00	0.00	0.00	0.00	0.00	13.50
	Apprentice	0.00	0.00	0.00	0.00	0.00	0.00	0.00	0.00	0.00	0.00
	A/J Ratio	0.00	0.00	0.00	0.00	0.00	0.00	0.00	0.00	0.00	0.00
	New Hire	0.00	0.00	0.00	0.00	0.00	0.00	0.00	0.00	0.00	0.00
	Subtotal	13.50	13.50	0.00	0.00	0.00	0.00	0.00	0.00	0.00	13.50

**Brandenburger Plumbing, Inc.**

PLUMBER	Journey	211.50	0.00	0.00	211.50	0.00	0.00	0.00	0.00	0.00	211.50
	Apprentice	0.00	0.00	0.00	0.00	0.00	0.00	0.00	0.00	0.00	0.00
	A/J Ratio	0.00	0.00	0.00	0.00	0.00	0.00	0.00	0.00	0.00	0.00
	New Hire	0.00	0.00	0.00	0.00	0.00	0.00	0.00	0.00	0.00	0.00
	Subtotal	211.50	0.00	0.00	211.50	0.00	0.00	0.00	0.00	0.00	211.50

Plumbers Apprentice	Journey	0.00	0.00	0.00	0.00	0.00	0.00	0.00	0.00	0.00	0.00
	Apprentice	2.00	2.00	0.00	0.00	0.00	0.00	0.00	0.00	0.00	2.00
	A/J Ratio	0.00	0.00	0.00	0.00	0.00	0.00	0.00	0.00	0.00	0.00
	New Hire	0.00	0.00	0.00	0.00	0.00	0.00	0.00	0.00	0.00	0.00
	Subtotal	2.00	2.00	0.00	0.00	0.00	0.00	0.00	0.00	0.00	2.00

**Project Name:** 57353 - OMP Runway 9C-27C Bid Package 1, Spec 333636

**Project Code:** 57353

Construction Trade	Hours Worked										
	Craft Level	Total Employee	Caucasian	African American	Hispanic	Asian	Native American	Other	Not Specified	Total Female	Total Male

Total for Contractor	Journey	211.50	0.00	0.00	211.50	0.00	0.00	0.00	0.00	0.00	211.50
	Apprentice	2.00	2.00	0.00	0.00	0.00	0.00	0.00	0.00	0.00	2.00
	A/J Ratio	0.01	0.00	0.00	0.00	0.00	0.00	0.00	0.00	0.00	0.01
	New Hire	0.00	0.00	0.00	0.00	0.00	0.00	0.00	0.00	0.00	0.00
	Subtotal	213.50	2.00	0.00	211.50	0.00	0.00	0.00	0.00	0.00	213.50

**Del Toro Landscaping, Inc.**

LABORER	Journey	444.50	0.00	0.00	444.50	0.00	0.00	0.00	0.00	0.00	444.50
	Apprentice	0.00	0.00	0.00	0.00	0.00	0.00	0.00	0.00	0.00	0.00
	A/J Ratio	0.00	0.00	0.00	0.00	0.00	0.00	0.00	0.00	0.00	0.00
	New Hire	0.00	0.00	0.00	0.00	0.00	0.00	0.00	0.00	0.00	0.00
	Subtotal	444.50	0.00	0.00	444.50	0.00	0.00	0.00	0.00	0.00	444.50

POWER EQUIPMENT OPERATOR	Journey	153.00	64.00	0.00	89.00	0.00	0.00	0.00	0.00	0.00	153.00
	Apprentice	0.00	0.00	0.00	0.00	0.00	0.00	0.00	0.00	0.00	0.00
	A/J Ratio	0.00	0.00	0.00	0.00	0.00	0.00	0.00	0.00	0.00	0.00
	New Hire	0.00	0.00	0.00	0.00	0.00	0.00	0.00	0.00	0.00	0.00
	Subtotal	153.00	64.00	0.00	89.00	0.00	0.00	0.00	0.00	0.00	153.00

Total for Contractor	Journey	597.50	64.00	0.00	533.50	0.00	0.00	0.00	0.00	0.00	597.50
	Apprentice	0.00	0.00	0.00	0.00	0.00	0.00	0.00	0.00	0.00	0.00
	A/J Ratio	0.00	0.00	0.00	0.00	0.00	0.00	0.00	0.00	0.00	0.00
	New Hire	0.00	0.00	0.00	0.00	0.00	0.00	0.00	0.00	0.00	0.00
	Subtotal	597.50	64.00	0.00	533.50	0.00	0.00	0.00	0.00	0.00	597.50

**FH PASCHEN, SNNIELSEN**

BRICKLAYER	Journey	8.00	0.00	0.00	8.00	0.00	0.00	0.00	0.00	0.00	8.00
	Apprentice	0.00	0.00	0.00	0.00	0.00	0.00	0.00	0.00	0.00	0.00
	A/J Ratio	0.00	0.00	0.00	0.00	0.00	0.00	0.00	0.00	0.00	0.00
	New Hire	0.00	0.00	0.00	0.00	0.00	0.00	0.00	0.00	0.00	0.00
	Subtotal	8.00	0.00	0.00	8.00	0.00	0.00	0.00	0.00	0.00	8.00



**Project Name:** 57353 - OMP Runway 9C-27C Bid Package 1, Spec 333636

**Project Code:** 57353

Construction Trade	Hours Worked										
	Craft Level	Total Employee	Caucasian	African American	Hispanic	Asian	Native American	Other	Not Specified	Total Female	Total Male
CARPENTER	Journey	85.50	65.50	8.00	12.00	0.00	0.00	0.00	0.00	12.00	73.50
	Apprentice	0.00	0.00	0.00	0.00	0.00	0.00	0.00	0.00	0.00	0.00
	A/J Ratio	0.00	0.00	0.00	0.00	0.00	0.00	0.00	0.00	0.00	0.00
	New Hire	0.00	0.00	0.00	0.00	0.00	0.00	0.00	0.00	0.00	0.00
	Subtotal	85.50	65.50	8.00	12.00	0.00	0.00	0.00	0.00	12.00	73.50
LABORER	Journey	5,901.50	4,207.00	211.00	1,483.50	0.00	0.00	0.00	0.00	1,071.50	4,830.00
	Apprentice	0.00	0.00	0.00	0.00	0.00	0.00	0.00	0.00	0.00	0.00
	A/J Ratio	0.00	0.00	0.00	0.00	0.00	0.00	0.00	0.00	0.00	0.00
	New Hire	0.00	0.00	0.00	0.00	0.00	0.00	0.00	0.00	0.00	0.00
	Subtotal	5,901.50	4,207.00	211.00	1,483.50	0.00	0.00	0.00	0.00	1,071.50	4,830.00
OPERATING ENGINEER APPRENTICE (FIRST HALF OF FOURTH YEAR)	Journey	0.00	0.00	0.00	0.00	0.00	0.00	0.00	0.00	0.00	0.00
	Apprentice	104.50	104.50	0.00	0.00	0.00	0.00	0.00	0.00	0.00	104.50
	A/J Ratio	0.00	0.00	0.00	0.00	0.00	0.00	0.00	0.00	0.00	0.00
	New Hire	0.00	0.00	0.00	0.00	0.00	0.00	0.00	0.00	0.00	0.00
	Subtotal	104.50	104.50	0.00	0.00	0.00	0.00	0.00	0.00	0.00	104.50
OPERATING ENGINEER APPRENTICE (SECOND HALF OF THIRD YEAR)	Journey	0.00	0.00	0.00	0.00	0.00	0.00	0.00	0.00	0.00	0.00
	Apprentice	19.00	19.00	0.00	0.00	0.00	0.00	0.00	0.00	0.00	19.00
	A/J Ratio	0.00	0.00	0.00	0.00	0.00	0.00	0.00	0.00	0.00	0.00
	New Hire	0.00	0.00	0.00	0.00	0.00	0.00	0.00	0.00	0.00	0.00
	Subtotal	19.00	19.00	0.00	0.00	0.00	0.00	0.00	0.00	0.00	19.00
PLASTERER	Journey	544.00	264.00	0.00	280.00	0.00	0.00	0.00	0.00	61.00	483.00
	Apprentice	0.00	0.00	0.00	0.00	0.00	0.00	0.00	0.00	0.00	0.00
	A/J Ratio	0.00	0.00	0.00	0.00	0.00	0.00	0.00	0.00	0.00	0.00
	New Hire	0.00	0.00	0.00	0.00	0.00	0.00	0.00	0.00	0.00	0.00
	Subtotal	544.00	264.00	0.00	280.00	0.00	0.00	0.00	0.00	61.00	483.00
POWER EQUIPMENT OPERATOR	Journey	2,292.75	1,776.25	0.00	516.50	0.00	0.00	0.00	0.00	0.00	2,292.75
	Apprentice	0.00	0.00	0.00	0.00	0.00	0.00	0.00	0.00	0.00	0.00
	A/J Ratio	0.00	0.00	0.00	0.00	0.00	0.00	0.00	0.00	0.00	0.00
	New Hire	0.00	0.00	0.00	0.00	0.00	0.00	0.00	0.00	0.00	0.00
	Subtotal	2,292.75	1,776.25	0.00	516.50	0.00	0.00	0.00	0.00	0.00	2,292.75

**Project Name:** 57353 - OMP Runway 9C-27C Bid Package 1, Spec 333636

**Project Code:** 57353

Construction Trade	Hours Worked										
	Craft Level	Total Employee	Caucasian	African American	Hispanic	Asian	Native American	Other	Not Specified	Total Female	Total Male

Total for Contractor	Journey	8,831.75	6,312.75	219.00	2,300.00	0.00	0.00	0.00	0.00	1,144.50	7,687.25
	Apprentice	123.50	123.50	0.00	0.00	0.00	0.00	0.00	0.00	0.00	123.50
	A/J Ratio	0.01	0.02	0.00	0.00	0.00	0.00	0.00	0.00	0.00	0.02
	New Hire	0.00	0.00	0.00	0.00	0.00	0.00	0.00	0.00	0.00	0.00
	Subtotal	8,955.25	6,436.25	219.00	2,300.00	0.00	0.00	0.00	0.00	1,144.50	7,810.75

**JNS INC**

TRUCK DRIVER	Journey	2,675.25	2,142.25	391.00	142.00	0.00	0.00	0.00	0.00	0.00	2,675.25
	Apprentice	0.00	0.00	0.00	0.00	0.00	0.00	0.00	0.00	0.00	0.00
	A/J Ratio	0.00	0.00	0.00	0.00	0.00	0.00	0.00	0.00	0.00	0.00
	New Hire	0.00	0.00	0.00	0.00	0.00	0.00	0.00	0.00	0.00	0.00
	Subtotal	2,675.25	2,142.25	391.00	142.00	0.00	0.00	0.00	0.00	0.00	2,675.25

Total for Contractor	Journey	2,675.25	2,142.25	391.00	142.00	0.00	0.00	0.00	0.00	0.00	2,675.25
	Apprentice	0.00	0.00	0.00	0.00	0.00	0.00	0.00	0.00	0.00	0.00
	A/J Ratio	0.00	0.00	0.00	0.00	0.00	0.00	0.00	0.00	0.00	0.00
	New Hire	0.00	0.00	0.00	0.00	0.00	0.00	0.00	0.00	0.00	0.00
	Subtotal	2,675.25	2,142.25	391.00	142.00	0.00	0.00	0.00	0.00	0.00	2,675.25

**K-Five Construction Corporation**

LABORER	Journey	1,120.25	416.50	61.75	642.00	0.00	0.00	0.00	0.00	113.50	1,006.75
	Apprentice	0.00	0.00	0.00	0.00	0.00	0.00	0.00	0.00	0.00	0.00
	A/J Ratio	0.00	0.00	0.00	0.00	0.00	0.00	0.00	0.00	0.00	0.00
	New Hire	0.00	0.00	0.00	0.00	0.00	0.00	0.00	0.00	0.00	0.00
	Subtotal	1,120.25	416.50	61.75	642.00	0.00	0.00	0.00	0.00	113.50	1,006.75

OPERATING ENGINEER APPRENTICE (SECOND HALF OF THIRD YEAR)	Journey	0.00	0.00	0.00	0.00	0.00	0.00	0.00	0.00	0.00	0.00
	Apprentice	8.50	8.50	0.00	0.00	0.00	0.00	0.00	0.00	0.00	8.50
	A/J Ratio	0.00	0.00	0.00	0.00	0.00	0.00	0.00	0.00	0.00	0.00
	New Hire	0.00	0.00	0.00	0.00	0.00	0.00	0.00	0.00	0.00	0.00
	Subtotal	8.50	8.50	0.00	0.00	0.00	0.00	0.00	0.00	0.00	8.50

**Project Name:** 57353 - OMP Runway 9C-27C Bid Package 1, Spec 333636

**Project Code:** 57353

Construction Trade	Hours Worked										
	Craft Level	Total Employee	Caucasian	African American	Hispanic	Asian	Native American	Other	Not Specified	Total Female	Total Male
POWER EQUIPMENT OPERATOR	Journey	355.50	353.00	0.00	2.50	0.00	0.00	0.00	0.00	0.00	355.50
	Apprentice	0.00	0.00	0.00	0.00	0.00	0.00	0.00	0.00	0.00	0.00
	A/J Ratio	0.00	0.00	0.00	0.00	0.00	0.00	0.00	0.00	0.00	0.00
	New Hire	0.00	0.00	0.00	0.00	0.00	0.00	0.00	0.00	0.00	0.00
	Subtotal	355.50	353.00	0.00	2.50	0.00	0.00	0.00	0.00	0.00	355.50
TRUCK DRIVER	Journey	193.75	120.75	54.25	18.75	0.00	0.00	0.00	0.00	44.25	149.50
	Apprentice	0.00	0.00	0.00	0.00	0.00	0.00	0.00	0.00	0.00	0.00
	A/J Ratio	0.00	0.00	0.00	0.00	0.00	0.00	0.00	0.00	0.00	0.00
	New Hire	0.00	0.00	0.00	0.00	0.00	0.00	0.00	0.00	0.00	0.00
	Subtotal	193.75	120.75	54.25	18.75	0.00	0.00	0.00	0.00	44.25	149.50
Total for Contractor	Journey	1,669.50	890.25	116.00	663.25	0.00	0.00	0.00	0.00	157.75	1,511.75
	Apprentice	8.50	8.50	0.00	0.00	0.00	0.00	0.00	0.00	0.00	8.50
	A/J Ratio	0.01	0.01	0.00	0.00	0.00	0.00	0.00	0.00	0.00	0.01
	New Hire	0.00	0.00	0.00	0.00	0.00	0.00	0.00	0.00	0.00	0.00
	Subtotal	1,678.00	898.75	116.00	663.25	0.00	0.00	0.00	0.00	157.75	1,520.25
<b>L. J. Keefe Co.</b>											
LABORER	Journey	1,264.50	375.50	0.00	889.00	0.00	0.00	0.00	0.00	0.00	1,264.50
	Apprentice	0.00	0.00	0.00	0.00	0.00	0.00	0.00	0.00	0.00	0.00
	A/J Ratio	0.00	0.00	0.00	0.00	0.00	0.00	0.00	0.00	0.00	0.00
	New Hire	0.00	0.00	0.00	0.00	0.00	0.00	0.00	0.00	0.00	0.00
	Subtotal	1,264.50	375.50	0.00	889.00	0.00	0.00	0.00	0.00	0.00	1,264.50
OPERATING ENGINEER APPRENTICE (FIRST HALF OF THIRD YEAR)	Journey	0.00	0.00	0.00	0.00	0.00	0.00	0.00	0.00	0.00	0.00
	Apprentice	93.50	93.50	0.00	0.00	0.00	0.00	0.00	0.00	0.00	93.50
	A/J Ratio	0.00	0.00	0.00	0.00	0.00	0.00	0.00	0.00	0.00	0.00
	New Hire	0.00	0.00	0.00	0.00	0.00	0.00	0.00	0.00	0.00	0.00
	Subtotal	93.50	93.50	0.00	0.00	0.00	0.00	0.00	0.00	0.00	93.50
OPERATING ENGINEER APPRENTICE (FIRST YEAR)	Journey	0.00	0.00	0.00	0.00	0.00	0.00	0.00	0.00	0.00	0.00
	Apprentice	186.00	186.00	0.00	0.00	0.00	0.00	0.00	0.00	0.00	186.00
	A/J Ratio	0.00	0.00	0.00	0.00	0.00	0.00	0.00	0.00	0.00	0.00
	New Hire	0.00	0.00	0.00	0.00	0.00	0.00	0.00	0.00	0.00	0.00
	Subtotal	186.00	186.00	0.00	0.00	0.00	0.00	0.00	0.00	0.00	186.00

**Project Name:** 57353 - OMP Runway 9C-27C Bid Package 1, Spec 333636

**Project Code:** 57353

Construction Trade	Hours Worked										
	Craft Level	Total Employee	Caucasian	African American	Hispanic	Asian	Native American	Other	Not Specified	Total Female	Total Male
OPERATING ENGINEER APPRENTICE (SECOND HALF OF THIRD YEAR)	Journey	0.00	0.00	0.00	0.00	0.00	0.00	0.00	0.00	0.00	0.00
	Apprentice	781.00	376.50	404.50	0.00	0.00	0.00	0.00	0.00	404.50	376.50
	A/J Ratio	0.00	0.00	0.00	0.00	0.00	0.00	0.00	0.00	0.00	0.00
	New Hire	0.00	0.00	0.00	0.00	0.00	0.00	0.00	0.00	0.00	0.00
	Subtotal	781.00	376.50	404.50	0.00	0.00	0.00	0.00	0.00	404.50	376.50
POWER EQUIPMENT OPERATOR	Journey	1,491.00	1,057.50	422.50	11.00	0.00	0.00	0.00	0.00	0.00	1,491.00
	Apprentice	0.00	0.00	0.00	0.00	0.00	0.00	0.00	0.00	0.00	0.00
	A/J Ratio	0.00	0.00	0.00	0.00	0.00	0.00	0.00	0.00	0.00	0.00
	New Hire	0.00	0.00	0.00	0.00	0.00	0.00	0.00	0.00	0.00	0.00
	Subtotal	1,491.00	1,057.50	422.50	11.00	0.00	0.00	0.00	0.00	0.00	1,491.00
Total for Contractor	Journey	2,755.50	1,433.00	422.50	900.00	0.00	0.00	0.00	0.00	0.00	2,755.50
	Apprentice	1,060.50	656.00	404.50	0.00	0.00	0.00	0.00	0.00	404.50	656.00
	A/J Ratio	0.38	0.46	0.96	0.00	0.00	0.00	0.00	0.00	0.00	0.24
	New Hire	0.00	0.00	0.00	0.00	0.00	0.00	0.00	0.00	0.00	0.00
	Subtotal	3,816.00	2,089.00	827.00	900.00	0.00	0.00	0.00	0.00	404.50	3,411.50
<b>Lindahl Brothers, Inc.</b>											
LABORER	Journey	1,191.50	1,169.50	0.00	22.00	0.00	0.00	0.00	0.00	30.00	1,161.50
	Apprentice	0.00	0.00	0.00	0.00	0.00	0.00	0.00	0.00	0.00	0.00
	A/J Ratio	0.00	0.00	0.00	0.00	0.00	0.00	0.00	0.00	0.00	0.00
	New Hire	0.00	0.00	0.00	0.00	0.00	0.00	0.00	0.00	0.00	0.00
	Subtotal	1,191.50	1,169.50	0.00	22.00	0.00	0.00	0.00	0.00	30.00	1,161.50
OPERATING ENGINEER APPRENTICE (FIRST HALF OF THIRD YEAR)	Journey	0.00	0.00	0.00	0.00	0.00	0.00	0.00	0.00	0.00	0.00
	Apprentice	148.50	148.50	0.00	0.00	0.00	0.00	0.00	0.00	0.00	148.50
	A/J Ratio	0.00	0.00	0.00	0.00	0.00	0.00	0.00	0.00	0.00	0.00
	New Hire	0.00	0.00	0.00	0.00	0.00	0.00	0.00	0.00	0.00	0.00
	Subtotal	148.50	148.50	0.00	0.00	0.00	0.00	0.00	0.00	0.00	148.50
OPERATING ENGINEER APPRENTICE (FIRST YEAR)	Journey	0.00	0.00	0.00	0.00	0.00	0.00	0.00	0.00	0.00	0.00
	Apprentice	89.50	89.50	0.00	0.00	0.00	0.00	0.00	0.00	0.00	89.50
	A/J Ratio	0.00	0.00	0.00	0.00	0.00	0.00	0.00	0.00	0.00	0.00
	New Hire	0.00	0.00	0.00	0.00	0.00	0.00	0.00	0.00	0.00	0.00
	Subtotal	89.50	89.50	0.00	0.00	0.00	0.00	0.00	0.00	0.00	89.50

**Project Name:** 57353 - OMP Runway 9C-27C Bid Package 1, Spec 333636

**Project Code:** 57353

Construction Trade	Hours Worked										
	Craft Level	Total Employee	Caucasian	African American	Hispanic	Asian	Native American	Other	Not Specified	Total Female	Total Male
OPERATING ENGINEER APPRENTICE (SECOND YEAR)	Journey	0.00	0.00	0.00	0.00	0.00	0.00	0.00	0.00	0.00	0.00
	Apprentice	139.50	139.50	0.00	0.00	0.00	0.00	0.00	0.00	0.00	139.50
	A/J Ratio	0.00	0.00	0.00	0.00	0.00	0.00	0.00	0.00	0.00	0.00
	New Hire	0.00	0.00	0.00	0.00	0.00	0.00	0.00	0.00	0.00	0.00
	Subtotal	139.50	139.50	0.00	0.00	0.00	0.00	0.00	0.00	0.00	139.50
POWER EQUIPMENT OPERATOR	Journey	7,009.50	6,208.00	0.00	801.50	0.00	0.00	0.00	0.00	137.50	6,872.00
	Apprentice	0.00	0.00	0.00	0.00	0.00	0.00	0.00	0.00	0.00	0.00
	A/J Ratio	0.00	0.00	0.00	0.00	0.00	0.00	0.00	0.00	0.00	0.00
	New Hire	0.00	0.00	0.00	0.00	0.00	0.00	0.00	0.00	0.00	0.00
	Subtotal	7,009.50	6,208.00	0.00	801.50	0.00	0.00	0.00	0.00	137.50	6,872.00
TRUCK DRIVER	Journey	4,311.50	2,665.50	153.00	1,357.50	0.00	135.50	0.00	0.00	770.00	3,541.50
	Apprentice	0.00	0.00	0.00	0.00	0.00	0.00	0.00	0.00	0.00	0.00
	A/J Ratio	0.00	0.00	0.00	0.00	0.00	0.00	0.00	0.00	0.00	0.00
	New Hire	0.00	0.00	0.00	0.00	0.00	0.00	0.00	0.00	0.00	0.00
	Subtotal	4,311.50	2,665.50	153.00	1,357.50	0.00	135.50	0.00	0.00	770.00	3,541.50
Total for Contractor	Journey	12,512.50	10,043.00	153.00	2,181.00	0.00	135.50	0.00	0.00	937.50	11,575.00
	Apprentice	377.50	377.50	0.00	0.00	0.00	0.00	0.00	0.00	0.00	377.50
	A/J Ratio	0.03	0.04	0.00	0.00	0.00	0.00	0.00	0.00	0.00	0.03
	New Hire	0.00	0.00	0.00	0.00	0.00	0.00	0.00	0.00	0.00	0.00
	Subtotal	12,890.00	10,420.50	153.00	2,181.00	0.00	135.50	0.00	0.00	937.50	11,952.50
<b>Martinez Underground, Inc.</b>											
LABORER	Journey	2,451.00	0.00	0.00	2,451.00	0.00	0.00	0.00	0.00	0.00	2,451.00
	Apprentice	0.00	0.00	0.00	0.00	0.00	0.00	0.00	0.00	0.00	0.00
	A/J Ratio	0.00	0.00	0.00	0.00	0.00	0.00	0.00	0.00	0.00	0.00
	New Hire	0.00	0.00	0.00	0.00	0.00	0.00	0.00	0.00	0.00	0.00
	Subtotal	2,451.00	0.00	0.00	2,451.00	0.00	0.00	0.00	0.00	0.00	2,451.00
POWER EQUIPMENT OPERATOR	Journey	1,263.50	709.50	0.00	554.00	0.00	0.00	0.00	0.00	0.00	1,263.50
	Apprentice	0.00	0.00	0.00	0.00	0.00	0.00	0.00	0.00	0.00	0.00
	A/J Ratio	0.00	0.00	0.00	0.00	0.00	0.00	0.00	0.00	0.00	0.00
	New Hire	0.00	0.00	0.00	0.00	0.00	0.00	0.00	0.00	0.00	0.00
	Subtotal	1,263.50	709.50	0.00	554.00	0.00	0.00	0.00	0.00	0.00	1,263.50

**Project Name:** 57353 - OMP Runway 9C-27C Bid Package 1, Spec 333636

**Project Code:** 57353

Construction Trade	Hours Worked										
	Craft Level	Total Employee	Caucasian	African American	Hispanic	Asian	Native American	Other	Not Specified	Total Female	Total Male
Total for Contractor	Journey	3,714.50	709.50	0.00	3,005.00	0.00	0.00	0.00	0.00	0.00	3,714.50
	Apprentice	0.00	0.00	0.00	0.00	0.00	0.00	0.00	0.00	0.00	0.00
	A/J Ratio	0.00	0.00	0.00	0.00	0.00	0.00	0.00	0.00	0.00	0.00
	New Hire	0.00	0.00	0.00	0.00	0.00	0.00	0.00	0.00	0.00	0.00
	Subtotal	3,714.50	709.50	0.00	3,005.00	0.00	0.00	0.00	0.00	0.00	3,714.50
<b>Meade, Inc.</b>											
ALBAT Apprentice	Journey	0.00	0.00	0.00	0.00	0.00	0.00	0.00	0.00	0.00	0.00
	Apprentice	1,529.00	438.00	417.00	674.00	0.00	0.00	0.00	0.00	0.00	1,529.00
	A/J Ratio	0.00	0.00	0.00	0.00	0.00	0.00	0.00	0.00	0.00	0.00
	New Hire	0.00	0.00	0.00	0.00	0.00	0.00	0.00	0.00	0.00	0.00
	Subtotal	1,529.00	438.00	417.00	674.00	0.00	0.00	0.00	0.00	0.00	1,529.00
BRICKLAYER	Journey	9.00	0.00	0.00	9.00	0.00	0.00	0.00	0.00	0.00	9.00
	Apprentice	0.00	0.00	0.00	0.00	0.00	0.00	0.00	0.00	0.00	0.00
	A/J Ratio	0.00	0.00	0.00	0.00	0.00	0.00	0.00	0.00	0.00	0.00
	New Hire	0.00	0.00	0.00	0.00	0.00	0.00	0.00	0.00	0.00	0.00
	Subtotal	9.00	0.00	0.00	9.00	0.00	0.00	0.00	0.00	0.00	9.00
CARPENTER	Journey	26.00	26.00	0.00	0.00	0.00	0.00	0.00	0.00	0.00	26.00
	Apprentice	0.00	0.00	0.00	0.00	0.00	0.00	0.00	0.00	0.00	0.00
	A/J Ratio	0.00	0.00	0.00	0.00	0.00	0.00	0.00	0.00	0.00	0.00
	New Hire	0.00	0.00	0.00	0.00	0.00	0.00	0.00	0.00	0.00	0.00
	Subtotal	26.00	26.00	0.00	0.00	0.00	0.00	0.00	0.00	0.00	26.00
ELECTRICIAN	Journey	11,331.55	6,292.55	785.50	4,253.50	0.00	0.00	0.00	0.00	185.50	11,146.05
	Apprentice	0.00	0.00	0.00	0.00	0.00	0.00	0.00	0.00	0.00	0.00
	A/J Ratio	0.00	0.00	0.00	0.00	0.00	0.00	0.00	0.00	0.00	0.00
	New Hire	0.00	0.00	0.00	0.00	0.00	0.00	0.00	0.00	0.00	0.00
	Subtotal	11,331.55	6,292.55	785.50	4,253.50	0.00	0.00	0.00	0.00	185.50	11,146.05
ELECTRICIAN APPRENTICE (PRINCIPAL AGREEMENT)	Journey	0.00	0.00	0.00	0.00	0.00	0.00	0.00	0.00	0.00	0.00
	Apprentice	1,400.50	518.50	493.00	389.00	0.00	0.00	0.00	0.00	178.50	1,222.00
	A/J Ratio	0.00	0.00	0.00	0.00	0.00	0.00	0.00	0.00	0.00	0.00
	New Hire	0.00	0.00	0.00	0.00	0.00	0.00	0.00	0.00	0.00	0.00
	Subtotal	1,400.50	518.50	493.00	389.00	0.00	0.00	0.00	0.00	178.50	1,222.00

**Project Name:** 57353 - OMP Runway 9C-27C Bid Package 1, Spec 333636

**Project Code:** 57353

Construction Trade	Hours Worked										
	Craft Level	Total Employee	Caucasian	African American	Hispanic	Asian	Native American	Other	Not Specified	Total Female	Total Male
LABORER	Journey	4,111.00	2,658.00	31.00	1,422.00	0.00	0.00	0.00	0.00	0.00	4,111.00
	Apprentice	0.00	0.00	0.00	0.00	0.00	0.00	0.00	0.00	0.00	0.00
	A/J Ratio	0.00	0.00	0.00	0.00	0.00	0.00	0.00	0.00	0.00	0.00
	New Hire	0.00	0.00	0.00	0.00	0.00	0.00	0.00	0.00	0.00	0.00
	Subtotal	4,111.00	2,658.00	31.00	1,422.00	0.00	0.00	0.00	0.00	0.00	4,111.00
POWER EQUIPMENT OPERATOR	Journey	3,121.00	2,939.00	182.00	0.00	0.00	0.00	0.00	0.00	0.00	3,121.00
	Apprentice	0.00	0.00	0.00	0.00	0.00	0.00	0.00	0.00	0.00	0.00
	A/J Ratio	0.00	0.00	0.00	0.00	0.00	0.00	0.00	0.00	0.00	0.00
	New Hire	0.00	0.00	0.00	0.00	0.00	0.00	0.00	0.00	0.00	0.00
	Subtotal	3,121.00	2,939.00	182.00	0.00	0.00	0.00	0.00	0.00	0.00	3,121.00
POWER EQUIPMENT OPERATORS	Journey	294.00	0.00	0.00	294.00	0.00	0.00	0.00	0.00	0.00	294.00
	Apprentice	0.00	0.00	0.00	0.00	0.00	0.00	0.00	0.00	0.00	0.00
	A/J Ratio	0.00	0.00	0.00	0.00	0.00	0.00	0.00	0.00	0.00	0.00
	New Hire	0.00	0.00	0.00	0.00	0.00	0.00	0.00	0.00	0.00	0.00
	Subtotal	294.00	0.00	0.00	294.00	0.00	0.00	0.00	0.00	0.00	294.00
TRUCK DRIVER	Journey	991.50	544.50	46.50	400.50	0.00	0.00	0.00	0.00	0.00	991.50
	Apprentice	0.00	0.00	0.00	0.00	0.00	0.00	0.00	0.00	0.00	0.00
	A/J Ratio	0.00	0.00	0.00	0.00	0.00	0.00	0.00	0.00	0.00	0.00
	New Hire	0.00	0.00	0.00	0.00	0.00	0.00	0.00	0.00	0.00	0.00
	Subtotal	991.50	544.50	46.50	400.50	0.00	0.00	0.00	0.00	0.00	991.50
Total for Contractor	Journey	19,884.05	12,460.05	1,045.00	6,379.00	0.00	0.00	0.00	0.00	185.50	19,698.55
	Apprentice	2,929.50	956.50	910.00	1,063.00	0.00	0.00	0.00	0.00	178.50	2,751.00
	A/J Ratio	0.15	0.08	0.87	0.17	0.00	0.00	0.00	0.00	0.96	0.14
	New Hire	0.00	0.00	0.00	0.00	0.00	0.00	0.00	0.00	0.00	0.00
	Subtotal	22,813.55	13,416.55	1,955.00	7,442.00	0.00	0.00	0.00	0.00	364.00	22,449.55
<b>METROMEX CONTRACTORS, INC.</b>											
LABORER	Journey	61.00	0.00	19.00	42.00	0.00	0.00	0.00	0.00	9.50	51.50
	Apprentice	0.00	0.00	0.00	0.00	0.00	0.00	0.00	0.00	0.00	0.00
	A/J Ratio	0.00	0.00	0.00	0.00	0.00	0.00	0.00	0.00	0.00	0.00
	New Hire	0.00	0.00	0.00	0.00	0.00	0.00	0.00	0.00	0.00	0.00
	Subtotal	61.00	0.00	19.00	42.00	0.00	0.00	0.00	0.00	9.50	51.50

**Project Name:** 57353 - OMP Runway 9C-27C Bid Package 1, Spec 333636

**Project Code:** 57353

Construction Trade	Hours Worked										
	Craft Level	Total Employee	Caucasian	African American	Hispanic	Asian	Native American	Other	Not Specified	Total Female	Total Male
POWER EQUIPMENT OPERATOR	Journey	34.50	23.50	0.00	11.00	0.00	0.00	0.00	0.00	0.00	34.50
	Apprentice	0.00	0.00	0.00	0.00	0.00	0.00	0.00	0.00	0.00	0.00
	A/J Ratio	0.00	0.00	0.00	0.00	0.00	0.00	0.00	0.00	0.00	0.00
	New Hire	0.00	0.00	0.00	0.00	0.00	0.00	0.00	0.00	0.00	0.00
	Subtotal	34.50	23.50	0.00	11.00	0.00	0.00	0.00	0.00	0.00	34.50
TRUCK DRIVER	Journey	13.00	0.00	0.00	13.00	0.00	0.00	0.00	0.00	0.00	13.00
	Apprentice	0.00	0.00	0.00	0.00	0.00	0.00	0.00	0.00	0.00	0.00
	A/J Ratio	0.00	0.00	0.00	0.00	0.00	0.00	0.00	0.00	0.00	0.00
	New Hire	0.00	0.00	0.00	0.00	0.00	0.00	0.00	0.00	0.00	0.00
	Subtotal	13.00	0.00	0.00	13.00	0.00	0.00	0.00	0.00	0.00	13.00
Total for Contractor	Journey	108.50	23.50	19.00	66.00	0.00	0.00	0.00	0.00	9.50	99.00
	Apprentice	0.00	0.00	0.00	0.00	0.00	0.00	0.00	0.00	0.00	0.00
	A/J Ratio	0.00	0.00	0.00	0.00	0.00	0.00	0.00	0.00	0.00	0.00
	New Hire	0.00	0.00	0.00	0.00	0.00	0.00	0.00	0.00	0.00	0.00
	Subtotal	108.50	23.50	19.00	66.00	0.00	0.00	0.00	0.00	9.50	99.00
<b>MIDWEST FENCE CORPORATION</b>											
IRONWORKER	Journey	164.25	39.50	0.00	124.75	0.00	0.00	0.00	0.00	0.00	164.25
	Apprentice	0.00	0.00	0.00	0.00	0.00	0.00	0.00	0.00	0.00	0.00
	A/J Ratio	0.00	0.00	0.00	0.00	0.00	0.00	0.00	0.00	0.00	0.00
	New Hire	0.00	0.00	0.00	0.00	0.00	0.00	0.00	0.00	0.00	0.00
	Subtotal	164.25	39.50	0.00	124.75	0.00	0.00	0.00	0.00	0.00	164.25
Ironworker Fence Erector Apprentice	Journey	0.00	0.00	0.00	0.00	0.00	0.00	0.00	0.00	0.00	0.00
	Apprentice	53.75	0.00	0.00	53.75	0.00	0.00	0.00	0.00	0.00	53.75
	A/J Ratio	0.00	0.00	0.00	0.00	0.00	0.00	0.00	0.00	0.00	0.00
	New Hire	0.00	0.00	0.00	0.00	0.00	0.00	0.00	0.00	0.00	0.00
	Subtotal	53.75	0.00	0.00	53.75	0.00	0.00	0.00	0.00	0.00	53.75



**Project Name:** 57353 - OMP Runway 9C-27C Bid Package 1, Spec 333636

**Project Code:** 57353

Construction Trade	Hours Worked										
	Craft Level	Total Employee	Caucasian	African American	Hispanic	Asian	Native American	Other	Not Specified	Total Female	Total Male

Total for Contractor	Journey	164.25	39.50	0.00	124.75	0.00	0.00	0.00	0.00	0.00	164.25
	Apprentice	53.75	0.00	0.00	53.75	0.00	0.00	0.00	0.00	0.00	53.75
	A/J Ratio	0.33	0.00	0.00	0.43	0.00	0.00	0.00	0.00	0.00	0.33
	New Hire	0.00	0.00	0.00	0.00	0.00	0.00	0.00	0.00	0.00	0.00
	Subtotal	218.00	39.50	0.00	178.50	0.00	0.00	0.00	0.00	0.00	218.00

**MixOnSite USA, Inc.**

LABORER	Journey	8.00	0.00	0.00	8.00	0.00	0.00	0.00	0.00	0.00	8.00
	Apprentice	0.00	0.00	0.00	0.00	0.00	0.00	0.00	0.00	0.00	0.00
	A/J Ratio	0.00	0.00	0.00	0.00	0.00	0.00	0.00	0.00	0.00	0.00
	New Hire	0.00	0.00	0.00	0.00	0.00	0.00	0.00	0.00	0.00	0.00
	Subtotal	8.00	0.00	0.00	8.00	0.00	0.00	0.00	0.00	0.00	8.00

POWER EQUIPMENT OPERATOR	Journey	8.00	8.00	0.00	0.00	0.00	0.00	0.00	0.00	0.00	8.00
	Apprentice	0.00	0.00	0.00	0.00	0.00	0.00	0.00	0.00	0.00	0.00
	A/J Ratio	0.00	0.00	0.00	0.00	0.00	0.00	0.00	0.00	0.00	0.00
	New Hire	0.00	0.00	0.00	0.00	0.00	0.00	0.00	0.00	0.00	0.00
	Subtotal	8.00	8.00	0.00	0.00	0.00	0.00	0.00	0.00	0.00	8.00

Total for Contractor	Journey	16.00	8.00	0.00	8.00	0.00	0.00	0.00	0.00	0.00	16.00
	Apprentice	0.00	0.00	0.00	0.00	0.00	0.00	0.00	0.00	0.00	0.00
	A/J Ratio	0.00	0.00	0.00	0.00	0.00	0.00	0.00	0.00	0.00	0.00
	New Hire	0.00	0.00	0.00	0.00	0.00	0.00	0.00	0.00	0.00	0.00
	Subtotal	16.00	8.00	0.00	8.00	0.00	0.00	0.00	0.00	0.00	16.00

**Mt. Carmel Stabilization Group**

LABORER	Journey	63.50	63.50	0.00	0.00	0.00	0.00	0.00	0.00	0.00	63.50
	Apprentice	0.00	0.00	0.00	0.00	0.00	0.00	0.00	0.00	0.00	0.00
	A/J Ratio	0.00	0.00	0.00	0.00	0.00	0.00	0.00	0.00	0.00	0.00
	New Hire	0.00	0.00	0.00	0.00	0.00	0.00	0.00	0.00	0.00	0.00
	Subtotal	63.50	63.50	0.00	0.00	0.00	0.00	0.00	0.00	0.00	63.50

**Project Name:** 57353 - OMP Runway 9C-27C Bid Package 1, Spec 333636

**Project Code:** 57353

Construction Trade	Hours Worked										
	Craft Level	Total Employee	Caucasian	African American	Hispanic	Asian	Native American	Other	Not Specified	Total Female	Total Male
POWER EQUIPMENT OPERATOR	Journey	488.00	488.00	0.00	0.00	0.00	0.00	0.00	0.00	0.00	488.00
	Apprentice	0.00	0.00	0.00	0.00	0.00	0.00	0.00	0.00	0.00	0.00
	A/J Ratio	0.00	0.00	0.00	0.00	0.00	0.00	0.00	0.00	0.00	0.00
	New Hire	0.00	0.00	0.00	0.00	0.00	0.00	0.00	0.00	0.00	0.00
	Subtotal	488.00	488.00	0.00	0.00	0.00	0.00	0.00	0.00	0.00	488.00
TRUCK DRIVER	Journey	655.00	655.00	0.00	0.00	0.00	0.00	0.00	0.00	47.50	607.50
	Apprentice	0.00	0.00	0.00	0.00	0.00	0.00	0.00	0.00	0.00	0.00
	A/J Ratio	0.00	0.00	0.00	0.00	0.00	0.00	0.00	0.00	0.00	0.00
	New Hire	0.00	0.00	0.00	0.00	0.00	0.00	0.00	0.00	0.00	0.00
	Subtotal	655.00	655.00	0.00	0.00	0.00	0.00	0.00	0.00	47.50	607.50
Total for Contractor	Journey	1,206.50	1,206.50	0.00	0.00	0.00	0.00	0.00	0.00	47.50	1,159.00
	Apprentice	0.00	0.00	0.00	0.00	0.00	0.00	0.00	0.00	0.00	0.00
	A/J Ratio	0.00	0.00	0.00	0.00	0.00	0.00	0.00	0.00	0.00	0.00
	New Hire	0.00	0.00	0.00	0.00	0.00	0.00	0.00	0.00	0.00	0.00
	Subtotal	1,206.50	1,206.50	0.00	0.00	0.00	0.00	0.00	0.00	47.50	1,159.00
<b>NORTHWEST GENERAL CONTRACTORS, INC.</b>											
LABORER	Journey	7,107.25	2,954.00	0.00	4,153.25	0.00	0.00	0.00	0.00	0.00	7,107.25
	Apprentice	0.00	0.00	0.00	0.00	0.00	0.00	0.00	0.00	0.00	0.00
	A/J Ratio	0.00	0.00	0.00	0.00	0.00	0.00	0.00	0.00	0.00	0.00
	New Hire	0.00	0.00	0.00	0.00	0.00	0.00	0.00	0.00	0.00	0.00
	Subtotal	7,107.25	2,954.00	0.00	4,153.25	0.00	0.00	0.00	0.00	0.00	7,107.25
POWER EQUIPMENT OPERATOR	Journey	4,453.50	2,903.00	600.50	950.00	0.00	0.00	0.00	0.00	0.00	4,453.50
	Apprentice	0.00	0.00	0.00	0.00	0.00	0.00	0.00	0.00	0.00	0.00
	A/J Ratio	0.00	0.00	0.00	0.00	0.00	0.00	0.00	0.00	0.00	0.00
	New Hire	0.00	0.00	0.00	0.00	0.00	0.00	0.00	0.00	0.00	0.00
	Subtotal	4,453.50	2,903.00	600.50	950.00	0.00	0.00	0.00	0.00	0.00	4,453.50

**Project Name:** 57353 - OMP Runway 9C-27C Bid Package 1, Spec 333636

**Project Code:** 57353

Construction Trade	Hours Worked										
	Craft Level	Total Employee	Caucasian	African American	Hispanic	Asian	Native American	Other	Not Specified	Total Female	Total Male

Total for Contractor	Journey	11,560.75	5,857.00	600.50	5,103.25	0.00	0.00	0.00	0.00	0.00	11,560.75
	Apprentice	0.00	0.00	0.00	0.00	0.00	0.00	0.00	0.00	0.00	0.00
	A/J Ratio	0.00	0.00	0.00	0.00	0.00	0.00	0.00	0.00	0.00	0.00
	New Hire	0.00	0.00	0.00	0.00	0.00	0.00	0.00	0.00	0.00	0.00
	Subtotal	11,560.75	5,857.00	600.50	5,103.25	0.00	0.00	0.00	0.00	0.00	11,560.75

**Preform Traffic Control Systems Ltd**

PAINTER	Journey	28.50	18.00	0.00	10.50	0.00	0.00	0.00	0.00	0.00	28.50
	Apprentice	0.00	0.00	0.00	0.00	0.00	0.00	0.00	0.00	0.00	0.00
	A/J Ratio	0.00	0.00	0.00	0.00	0.00	0.00	0.00	0.00	0.00	0.00
	New Hire	0.00	0.00	0.00	0.00	0.00	0.00	0.00	0.00	0.00	0.00
	Subtotal	28.50	18.00	0.00	10.50	0.00	0.00	0.00	0.00	0.00	28.50

PAINTER APPRENTICE	Journey	0.00	0.00	0.00	0.00	0.00	0.00	0.00	0.00	0.00	0.00
	Apprentice	20.00	11.50	0.00	0.00	0.00	0.00	8.50	0.00	0.00	20.00
	A/J Ratio	0.00	0.00	0.00	0.00	0.00	0.00	0.00	0.00	0.00	0.00
	New Hire	0.00	0.00	0.00	0.00	0.00	0.00	0.00	0.00	0.00	0.00
	Subtotal	20.00	11.50	0.00	0.00	0.00	0.00	8.50	0.00	0.00	20.00

Total for Contractor	Journey	28.50	18.00	0.00	10.50	0.00	0.00	0.00	0.00	0.00	28.50
	Apprentice	20.00	11.50	0.00	0.00	0.00	0.00	8.50	0.00	0.00	20.00
	A/J Ratio	0.70	0.64	0.00	0.00	0.00	0.00	0.00	0.00	0.00	0.70
	New Hire	0.00	0.00	0.00	0.00	0.00	0.00	0.00	0.00	0.00	0.00
	Subtotal	48.50	29.50	0.00	10.50	0.00	0.00	8.50	0.00	0.00	48.50

**Quality Saw & Seal**

LABORER	Journey	188.00	163.00	10.00	15.00	0.00	0.00	0.00	0.00	0.00	188.00
	Apprentice	0.00	0.00	0.00	0.00	0.00	0.00	0.00	0.00	0.00	0.00
	A/J Ratio	0.00	0.00	0.00	0.00	0.00	0.00	0.00	0.00	0.00	0.00
	New Hire	0.00	0.00	0.00	0.00	0.00	0.00	0.00	0.00	0.00	0.00
	Subtotal	188.00	163.00	10.00	15.00	0.00	0.00	0.00	0.00	0.00	188.00

**Project Name:** 57353 - OMP Runway 9C-27C Bid Package 1, Spec 333636

**Project Code:** 57353

Construction Trade	Hours Worked										
	Craft Level	Total Employee	Caucasian	African American	Hispanic	Asian	Native American	Other	Not Specified	Total Female	Total Male

Total for Contractor	Journey	188.00	163.00	10.00	15.00	0.00	0.00	0.00	0.00	0.00	188.00
	Apprentice	0.00	0.00	0.00	0.00	0.00	0.00	0.00	0.00	0.00	0.00
	A/J Ratio	0.00	0.00	0.00	0.00	0.00	0.00	0.00	0.00	0.00	0.00
	New Hire	0.00	0.00	0.00	0.00	0.00	0.00	0.00	0.00	0.00	0.00
	Subtotal	188.00	163.00	10.00	15.00	0.00	0.00	0.00	0.00	0.00	188.00

**Tough Cut Concrete Services, Inc.**

Apprentice Laborer	Journey	0.00	0.00	0.00	0.00	0.00	0.00	0.00	0.00	0.00	0.00
	Apprentice	381.50	0.00	0.00	381.50	0.00	0.00	0.00	0.00	0.00	381.50
	A/J Ratio	0.00	0.00	0.00	0.00	0.00	0.00	0.00	0.00	0.00	0.00
	New Hire	0.00	0.00	0.00	0.00	0.00	0.00	0.00	0.00	0.00	0.00
	Subtotal	381.50	0.00	0.00	381.50	0.00	0.00	0.00	0.00	0.00	381.50

LABORER	Journey	74.50	46.00	0.00	28.50	0.00	0.00	0.00	0.00	0.00	74.50
	Apprentice	0.00	0.00	0.00	0.00	0.00	0.00	0.00	0.00	0.00	0.00
	A/J Ratio	0.00	0.00	0.00	0.00	0.00	0.00	0.00	0.00	0.00	0.00
	New Hire	0.00	0.00	0.00	0.00	0.00	0.00	0.00	0.00	0.00	0.00
	Subtotal	74.50	46.00	0.00	28.50	0.00	0.00	0.00	0.00	0.00	74.50

POWER EQUIPMENT OPERATOR	Journey	1,382.58	956.58	0.00	426.00	0.00	0.00	0.00	0.00	0.00	1,382.58
	Apprentice	0.00	0.00	0.00	0.00	0.00	0.00	0.00	0.00	0.00	0.00
	A/J Ratio	0.00	0.00	0.00	0.00	0.00	0.00	0.00	0.00	0.00	0.00
	New Hire	0.00	0.00	0.00	0.00	0.00	0.00	0.00	0.00	0.00	0.00
	Subtotal	1,382.58	956.58	0.00	426.00	0.00	0.00	0.00	0.00	0.00	1,382.58

Total for Contractor	Journey	1,457.08	1,002.58	0.00	454.50	0.00	0.00	0.00	0.00	0.00	1,457.08
	Apprentice	381.50	0.00	0.00	381.50	0.00	0.00	0.00	0.00	0.00	381.50
	A/J Ratio	0.26	0.00	0.00	0.84	0.00	0.00	0.00	0.00	0.00	0.26
	New Hire	0.00	0.00	0.00	0.00	0.00	0.00	0.00	0.00	0.00	0.00
	Subtotal	1,838.58	1,002.58	0.00	836.00	0.00	0.00	0.00	0.00	0.00	1,838.58

**Traffic Control & Protection, Inc.**

**Project Name:** 57353 - OMP Runway 9C-27C Bid Package 1, Spec 333636

**Project Code:** 57353

Construction Trade	Hours Worked										
	Craft Level	Total Employee	Caucasian	African American	Hispanic	Asian	Native American	Other	Not Specified	Total Female	Total Male
TRUCK DRIVER	Journey	50.50	43.00	0.50	7.00	0.00	0.00	0.00	0.00	0.00	50.50
	Apprentice	0.00	0.00	0.00	0.00	0.00	0.00	0.00	0.00	0.00	0.00
	A/J Ratio	0.00	0.00	0.00	0.00	0.00	0.00	0.00	0.00	0.00	0.00
	New Hire	0.00	0.00	0.00	0.00	0.00	0.00	0.00	0.00	0.00	0.00
	Subtotal	50.50	43.00	0.50	7.00	0.00	0.00	0.00	0.00	0.00	50.50
Total for Contractor	Journey	50.50	43.00	0.50	7.00	0.00	0.00	0.00	0.00	0.00	50.50
	Apprentice	0.00	0.00	0.00	0.00	0.00	0.00	0.00	0.00	0.00	0.00
	A/J Ratio	0.00	0.00	0.00	0.00	0.00	0.00	0.00	0.00	0.00	0.00
	New Hire	0.00	0.00	0.00	0.00	0.00	0.00	0.00	0.00	0.00	0.00
	Subtotal	50.50	43.00	0.50	7.00	0.00	0.00	0.00	0.00	0.00	50.50

**Truck King Hauling Contractors, Inc.**

TRUCK DRIVER	Journey	540.50	0.00	0.00	540.50	0.00	0.00	0.00	0.00	0.00	540.50
	Apprentice	0.00	0.00	0.00	0.00	0.00	0.00	0.00	0.00	0.00	0.00
	A/J Ratio	0.00	0.00	0.00	0.00	0.00	0.00	0.00	0.00	0.00	0.00
	New Hire	0.00	0.00	0.00	0.00	0.00	0.00	0.00	0.00	0.00	0.00
	Subtotal	540.50	0.00	0.00	540.50	0.00	0.00	0.00	0.00	0.00	540.50
Total for Contractor	Journey	540.50	0.00	0.00	540.50	0.00	0.00	0.00	0.00	0.00	540.50
	Apprentice	0.00	0.00	0.00	0.00	0.00	0.00	0.00	0.00	0.00	0.00
	A/J Ratio	0.00	0.00	0.00	0.00	0.00	0.00	0.00	0.00	0.00	0.00
	New Hire	0.00	0.00	0.00	0.00	0.00	0.00	0.00	0.00	0.00	0.00
	Subtotal	540.50	0.00	0.00	540.50	0.00	0.00	0.00	0.00	0.00	540.50

Total Journey Hours	68,939.63	43,074.88	2,976.50	22,752.75	0.00	135.50	0.00	0.00	2,482.25	66,457.38
Total Apprentice Hours	4,956.75	2,135.50	1,314.50	1,498.25	0.00	0.00	8.50	0.00	583.00	4,373.75
Total New Hire Hours	0.00	0.00	0.00	0.00	0.00	0.00	0.00	0.00	0.00	0.00
Grand Total Hours	73,896.38	45,210.38	4,291.00	24,251.00	0.00	135.50	8.50	0.00	3,065.25	70,831.13

End of data for project: 57353 - OMP Runway 9C-27C Bid Package 1, Spec 333636

**Project Name:** 58617: TAXIWAY Z/J AND TANK FARM ROAD  
**Project Code:** 58617

Construction Trade	Hours Worked										
	Craft Level	Total Employee	Caucasian	African American	Hispanic	Asian	Native American	Other	Not Specified	Total Female	Total Male

**Aldridge Electric Inc.**

ELECTRICIAN	Journey	1,035.00	566.00	423.00	46.00	0.00	0.00	0.00	0.00	0.00	1,035.00
	Apprentice	0.00	0.00	0.00	0.00	0.00	0.00	0.00	0.00	0.00	0.00
	A/J Ratio	0.00	0.00	0.00	0.00	0.00	0.00	0.00	0.00	0.00	0.00
	New Hire	0.00	0.00	0.00	0.00	0.00	0.00	0.00	0.00	0.00	0.00
	Subtotal	1,035.00	566.00	423.00	46.00	0.00	0.00	0.00	0.00	0.00	1,035.00
ELECTRICIAN APPRENTICE (PRINCIPAL AGREEMENT)	Journey	0.00	0.00	0.00	0.00	0.00	0.00	0.00	0.00	0.00	0.00
	Apprentice	1,211.50	792.50	416.00	0.00	0.00	0.00	3.00	0.00	3.00	1,208.50
	A/J Ratio	0.00	0.00	0.00	0.00	0.00	0.00	0.00	0.00	0.00	0.00
	New Hire	0.00	0.00	0.00	0.00	0.00	0.00	0.00	0.00	0.00	0.00
	Subtotal	1,211.50	792.50	416.00	0.00	0.00	0.00	3.00	0.00	3.00	1,208.50
LABORER	Journey	2,661.50	2,062.50	0.00	599.00	0.00	0.00	0.00	0.00	0.00	2,661.50
	Apprentice	0.00	0.00	0.00	0.00	0.00	0.00	0.00	0.00	0.00	0.00
	A/J Ratio	0.00	0.00	0.00	0.00	0.00	0.00	0.00	0.00	0.00	0.00
	New Hire	0.00	0.00	0.00	0.00	0.00	0.00	0.00	0.00	0.00	0.00
	Subtotal	2,661.50	2,062.50	0.00	599.00	0.00	0.00	0.00	0.00	0.00	2,661.50
OPERATING ENGINEER APPRENTICE (FIRST YEAR)	Journey	0.00	0.00	0.00	0.00	0.00	0.00	0.00	0.00	0.00	0.00
	Apprentice	443.50	443.50	0.00	0.00	0.00	0.00	0.00	0.00	0.00	443.50
	A/J Ratio	0.00	0.00	0.00	0.00	0.00	0.00	0.00	0.00	0.00	0.00
	New Hire	0.00	0.00	0.00	0.00	0.00	0.00	0.00	0.00	0.00	0.00
	Subtotal	443.50	443.50	0.00	0.00	0.00	0.00	0.00	0.00	0.00	443.50
POWER EQUIPMENT OPERATOR	Journey	2,162.50	2,112.50	0.00	0.00	0.00	50.00	0.00	0.00	192.00	1,970.50
	Apprentice	0.00	0.00	0.00	0.00	0.00	0.00	0.00	0.00	0.00	0.00
	A/J Ratio	0.00	0.00	0.00	0.00	0.00	0.00	0.00	0.00	0.00	0.00
	New Hire	0.00	0.00	0.00	0.00	0.00	0.00	0.00	0.00	0.00	0.00
	Subtotal	2,162.50	2,112.50	0.00	0.00	0.00	50.00	0.00	0.00	192.00	1,970.50

**Project Name:** 58617: TAXIWAY Z/J AND TANK FARM ROAD  
**Project Code:** 58617

Construction Trade	Hours Worked										
	Craft Level	Total Employee	Caucasian	African American	Hispanic	Asian	Native American	Other	Not Specified	Total Female	Total Male
Total for Contractor	Journey	5,859.00	4,741.00	423.00	645.00	0.00	50.00	0.00	0.00	192.00	5,667.00
	Apprentice	1,655.00	1,236.00	416.00	0.00	0.00	0.00	3.00	0.00	3.00	1,652.00
	A/J Ratio	0.28	0.26	0.98	0.00	0.00	0.00	0.00	0.00	0.02	0.29
	New Hire	0.00	0.00	0.00	0.00	0.00	0.00	0.00	0.00	0.00	0.00
	Subtotal	7,514.00	5,977.00	839.00	645.00	0.00	50.00	3.00	0.00	195.00	7,319.00

**Del Toro Landscaping, Inc.**

LABORER	Journey	606.75	41.00	0.00	565.75	0.00	0.00	0.00	0.00	0.00	606.75
	Apprentice	0.00	0.00	0.00	0.00	0.00	0.00	0.00	0.00	0.00	0.00
	A/J Ratio	0.00	0.00	0.00	0.00	0.00	0.00	0.00	0.00	0.00	0.00
	New Hire	0.00	0.00	0.00	0.00	0.00	0.00	0.00	0.00	0.00	0.00
	Subtotal	606.75	41.00	0.00	565.75	0.00	0.00	0.00	0.00	0.00	606.75

Total for Contractor	Journey	606.75	41.00	0.00	565.75	0.00	0.00	0.00	0.00	0.00	606.75
	Apprentice	0.00	0.00	0.00	0.00	0.00	0.00	0.00	0.00	0.00	0.00
	A/J Ratio	0.00	0.00	0.00	0.00	0.00	0.00	0.00	0.00	0.00	0.00
	New Hire	0.00	0.00	0.00	0.00	0.00	0.00	0.00	0.00	0.00	0.00
	Subtotal	606.75	41.00	0.00	565.75	0.00	0.00	0.00	0.00	0.00	606.75

**JNS INC**

TRUCK DRIVER	Journey	1,703.50	1,014.50	129.75	559.25	0.00	0.00	0.00	0.00	0.00	1,703.50
	Apprentice	0.00	0.00	0.00	0.00	0.00	0.00	0.00	0.00	0.00	0.00
	A/J Ratio	0.00	0.00	0.00	0.00	0.00	0.00	0.00	0.00	0.00	0.00
	New Hire	0.00	0.00	0.00	0.00	0.00	0.00	0.00	0.00	0.00	0.00
	Subtotal	1,703.50	1,014.50	129.75	559.25	0.00	0.00	0.00	0.00	0.00	1,703.50

Total for Contractor	Journey	1,703.50	1,014.50	129.75	559.25	0.00	0.00	0.00	0.00	0.00	1,703.50
	Apprentice	0.00	0.00	0.00	0.00	0.00	0.00	0.00	0.00	0.00	0.00
	A/J Ratio	0.00	0.00	0.00	0.00	0.00	0.00	0.00	0.00	0.00	0.00
	New Hire	0.00	0.00	0.00	0.00	0.00	0.00	0.00	0.00	0.00	0.00
	Subtotal	1,703.50	1,014.50	129.75	559.25	0.00	0.00	0.00	0.00	0.00	1,703.50

**L. J. Keefe Co.**

**Project Name:** 58617: TAXIWAY Z/J AND TANK FARM ROAD

**Project Code:** 58617

Construction Trade	Hours Worked										
	Craft Level	Total Employee	Caucasian	African American	Hispanic	Asian	Native American	Other	Not Specified	Total Female	Total Male
LABORER	Journey	713.50	238.50	0.00	475.00	0.00	0.00	0.00	0.00	0.00	713.50
	Apprentice	0.00	0.00	0.00	0.00	0.00	0.00	0.00	0.00	0.00	0.00
	A/J Ratio	0.00	0.00	0.00	0.00	0.00	0.00	0.00	0.00	0.00	0.00
	New Hire	0.00	0.00	0.00	0.00	0.00	0.00	0.00	0.00	0.00	0.00
	Subtotal	713.50	238.50	0.00	475.00	0.00	0.00	0.00	0.00	0.00	713.50
POWER EQUIPMENT OPERATOR	Journey	762.50	391.50	0.00	371.00	0.00	0.00	0.00	0.00	0.00	762.50
	Apprentice	0.00	0.00	0.00	0.00	0.00	0.00	0.00	0.00	0.00	0.00
	A/J Ratio	0.00	0.00	0.00	0.00	0.00	0.00	0.00	0.00	0.00	0.00
	New Hire	0.00	0.00	0.00	0.00	0.00	0.00	0.00	0.00	0.00	0.00
	Subtotal	762.50	391.50	0.00	371.00	0.00	0.00	0.00	0.00	0.00	762.50
Total for Contractor	Journey	1,476.00	630.00	0.00	846.00	0.00	0.00	0.00	0.00	0.00	1,476.00
	Apprentice	0.00	0.00	0.00	0.00	0.00	0.00	0.00	0.00	0.00	0.00
	A/J Ratio	0.00	0.00	0.00	0.00	0.00	0.00	0.00	0.00	0.00	0.00
	New Hire	0.00	0.00	0.00	0.00	0.00	0.00	0.00	0.00	0.00	0.00
	Subtotal	1,476.00	630.00	0.00	846.00	0.00	0.00	0.00	0.00	0.00	1,476.00

**Lindahl Brothers, Inc.**

LABORER	Journey	1,487.00	1,454.00	0.00	33.00	0.00	0.00	0.00	0.00	0.00	1,487.00
	Apprentice	0.00	0.00	0.00	0.00	0.00	0.00	0.00	0.00	0.00	0.00
	A/J Ratio	0.00	0.00	0.00	0.00	0.00	0.00	0.00	0.00	0.00	0.00
	New Hire	0.00	0.00	0.00	0.00	0.00	0.00	0.00	0.00	0.00	0.00
	Subtotal	1,487.00	1,454.00	0.00	33.00	0.00	0.00	0.00	0.00	0.00	1,487.00
OPERATING ENGINEER APPRENTICE (FIRST HALF OF THIRD YEAR)	Journey	0.00	0.00	0.00	0.00	0.00	0.00	0.00	0.00	0.00	0.00
	Apprentice	274.00	274.00	0.00	0.00	0.00	0.00	0.00	0.00	0.00	274.00
	A/J Ratio	0.00	0.00	0.00	0.00	0.00	0.00	0.00	0.00	0.00	0.00
	New Hire	0.00	0.00	0.00	0.00	0.00	0.00	0.00	0.00	0.00	0.00
	Subtotal	274.00	274.00	0.00	0.00	0.00	0.00	0.00	0.00	0.00	274.00
OPERATING ENGINEER APPRENTICE (FIRST YEAR)	Journey	0.00	0.00	0.00	0.00	0.00	0.00	0.00	0.00	0.00	0.00
	Apprentice	143.50	135.50	8.00	0.00	0.00	0.00	0.00	0.00	135.50	8.00
	A/J Ratio	0.00	0.00	0.00	0.00	0.00	0.00	0.00	0.00	0.00	0.00
	New Hire	0.00	0.00	0.00	0.00	0.00	0.00	0.00	0.00	0.00	0.00
	Subtotal	143.50	135.50	8.00	0.00	0.00	0.00	0.00	0.00	135.50	8.00



**Project Name:** 58617: TAXIWAY Z/J AND TANK FARM ROAD

**Project Code:** 58617

Construction Trade	Hours Worked										
	Craft Level	Total Employee	Caucasian	African American	Hispanic	Asian	Native American	Other	Not Specified	Total Female	Total Male
OPERATING ENGINEER APPRENTICE (SECOND YEAR)	Journey	0.00	0.00	0.00	0.00	0.00	0.00	0.00	0.00	0.00	0.00
	Apprentice	403.50	403.50	0.00	0.00	0.00	0.00	0.00	0.00	0.00	403.50
	A/J Ratio	0.00	0.00	0.00	0.00	0.00	0.00	0.00	0.00	0.00	0.00
	New Hire	0.00	0.00	0.00	0.00	0.00	0.00	0.00	0.00	0.00	0.00
	Subtotal	403.50	403.50	0.00	0.00	0.00	0.00	0.00	0.00	0.00	403.50
POWER EQUIPMENT OPERATOR	Journey	6,962.50	4,609.00	0.00	2,353.50	0.00	0.00	0.00	0.00	0.00	6,962.50
	Apprentice	0.00	0.00	0.00	0.00	0.00	0.00	0.00	0.00	0.00	0.00
	A/J Ratio	0.00	0.00	0.00	0.00	0.00	0.00	0.00	0.00	0.00	0.00
	New Hire	0.00	0.00	0.00	0.00	0.00	0.00	0.00	0.00	0.00	0.00
	Subtotal	6,962.50	4,609.00	0.00	2,353.50	0.00	0.00	0.00	0.00	0.00	6,962.50
TRUCK DRIVER	Journey	3,719.50	2,462.50	529.75	727.25	0.00	0.00	0.00	0.00	277.00	3,442.50
	Apprentice	0.00	0.00	0.00	0.00	0.00	0.00	0.00	0.00	0.00	0.00
	A/J Ratio	0.00	0.00	0.00	0.00	0.00	0.00	0.00	0.00	0.00	0.00
	New Hire	0.00	0.00	0.00	0.00	0.00	0.00	0.00	0.00	0.00	0.00
	Subtotal	3,719.50	2,462.50	529.75	727.25	0.00	0.00	0.00	0.00	277.00	3,442.50
Total for Contractor	Journey	12,169.00	8,525.50	529.75	3,113.75	0.00	0.00	0.00	0.00	277.00	11,892.00
	Apprentice	821.00	813.00	8.00	0.00	0.00	0.00	0.00	0.00	135.50	685.50
	A/J Ratio	0.07	0.10	0.02	0.00	0.00	0.00	0.00	0.00	0.49	0.06
	New Hire	0.00	0.00	0.00	0.00	0.00	0.00	0.00	0.00	0.00	0.00
	Subtotal	12,990.00	9,338.50	537.75	3,113.75	0.00	0.00	0.00	0.00	412.50	12,577.50
<b>MIDWEST REM ENTERPRISES, INC.</b>											
LABORER	Journey	2,678.00	980.00	0.00	1,698.00	0.00	0.00	0.00	0.00	0.00	2,678.00
	Apprentice	0.00	0.00	0.00	0.00	0.00	0.00	0.00	0.00	0.00	0.00
	A/J Ratio	0.00	0.00	0.00	0.00	0.00	0.00	0.00	0.00	0.00	0.00
	New Hire	0.00	0.00	0.00	0.00	0.00	0.00	0.00	0.00	0.00	0.00
	Subtotal	2,678.00	980.00	0.00	1,698.00	0.00	0.00	0.00	0.00	0.00	2,678.00
POWER EQUIPMENT OPERATOR	Journey	1,968.00	452.50	437.50	1,078.00	0.00	0.00	0.00	0.00	0.00	1,968.00
	Apprentice	0.00	0.00	0.00	0.00	0.00	0.00	0.00	0.00	0.00	0.00
	A/J Ratio	0.00	0.00	0.00	0.00	0.00	0.00	0.00	0.00	0.00	0.00
	New Hire	0.00	0.00	0.00	0.00	0.00	0.00	0.00	0.00	0.00	0.00
	Subtotal	1,968.00	452.50	437.50	1,078.00	0.00	0.00	0.00	0.00	0.00	1,968.00

**Project Name:** 58617: TAXIWAY Z/J AND TANK FARM ROAD

**Project Code:** 58617

Construction Trade	Hours Worked										
	Craft Level	Total Employee	Caucasian	African American	Hispanic	Asian	Native American	Other	Not Specified	Total Female	Total Male
TRUCK DRIVER	Journey	184.50	101.25	0.00	83.25	0.00	0.00	0.00	0.00	0.00	184.50
	Apprentice	0.00	0.00	0.00	0.00	0.00	0.00	0.00	0.00	0.00	0.00
	A/J Ratio	0.00	0.00	0.00	0.00	0.00	0.00	0.00	0.00	0.00	0.00
	New Hire	0.00	0.00	0.00	0.00	0.00	0.00	0.00	0.00	0.00	0.00
	Subtotal	184.50	101.25	0.00	83.25	0.00	0.00	0.00	0.00	0.00	184.50
Total for Contractor	Journey	4,830.50	1,533.75	437.50	2,859.25	0.00	0.00	0.00	0.00	0.00	4,830.50
	Apprentice	0.00	0.00	0.00	0.00	0.00	0.00	0.00	0.00	0.00	0.00
	A/J Ratio	0.00	0.00	0.00	0.00	0.00	0.00	0.00	0.00	0.00	0.00
	New Hire	0.00	0.00	0.00	0.00	0.00	0.00	0.00	0.00	0.00	0.00
	Subtotal	4,830.50	1,533.75	437.50	2,859.25	0.00	0.00	0.00	0.00	0.00	4,830.50
<b>Mt. Carmel Stabilization Group</b>											
LABORER	Journey	308.00	308.00	0.00	0.00	0.00	0.00	0.00	0.00	0.00	308.00
	Apprentice	0.00	0.00	0.00	0.00	0.00	0.00	0.00	0.00	0.00	0.00
	A/J Ratio	0.00	0.00	0.00	0.00	0.00	0.00	0.00	0.00	0.00	0.00
	New Hire	0.00	0.00	0.00	0.00	0.00	0.00	0.00	0.00	0.00	0.00
	Subtotal	308.00	308.00	0.00	0.00	0.00	0.00	0.00	0.00	0.00	308.00
POWER EQUIPMENT OPERATOR	Journey	44.50	44.50	0.00	0.00	0.00	0.00	0.00	0.00	0.00	44.50
	Apprentice	0.00	0.00	0.00	0.00	0.00	0.00	0.00	0.00	0.00	0.00
	A/J Ratio	0.00	0.00	0.00	0.00	0.00	0.00	0.00	0.00	0.00	0.00
	New Hire	0.00	0.00	0.00	0.00	0.00	0.00	0.00	0.00	0.00	0.00
	Subtotal	44.50	44.50	0.00	0.00	0.00	0.00	0.00	0.00	0.00	44.50
TRUCK DRIVER	Journey	307.00	307.00	0.00	0.00	0.00	0.00	0.00	0.00	36.00	271.00
	Apprentice	0.00	0.00	0.00	0.00	0.00	0.00	0.00	0.00	0.00	0.00
	A/J Ratio	0.00	0.00	0.00	0.00	0.00	0.00	0.00	0.00	0.00	0.00
	New Hire	0.00	0.00	0.00	0.00	0.00	0.00	0.00	0.00	0.00	0.00
	Subtotal	307.00	307.00	0.00	0.00	0.00	0.00	0.00	0.00	36.00	271.00

**Project Name:** 58617: TAXIWAY Z/J AND TANK FARM ROAD  
**Project Code:** 58617

Construction Trade	Hours Worked										
	Craft Level	Total Employee	Caucasian	African American	Hispanic	Asian	Native American	Other	Not Specified	Total Female	Total Male
Total for Contractor	Journey	659.50	659.50	0.00	0.00	0.00	0.00	0.00	0.00	36.00	623.50
	Apprentice	0.00	0.00	0.00	0.00	0.00	0.00	0.00	0.00	0.00	0.00
	A/J Ratio	0.00	0.00	0.00	0.00	0.00	0.00	0.00	0.00	0.00	0.00
	New Hire	0.00	0.00	0.00	0.00	0.00	0.00	0.00	0.00	0.00	0.00
	Subtotal	659.50	659.50	0.00	0.00	0.00	0.00	0.00	0.00	36.00	623.50
<b>Sonoma Underground Services</b>											
ELECTRICIAN	Journey	476.00	476.00	0.00	0.00	0.00	0.00	0.00	0.00	0.00	476.00
	Apprentice	0.00	0.00	0.00	0.00	0.00	0.00	0.00	0.00	0.00	0.00
	A/J Ratio	0.00	0.00	0.00	0.00	0.00	0.00	0.00	0.00	0.00	0.00
	New Hire	0.00	0.00	0.00	0.00	0.00	0.00	0.00	0.00	0.00	0.00
	Subtotal	476.00	476.00	0.00	0.00	0.00	0.00	0.00	0.00	0.00	476.00
LABORER	Journey	1,111.50	752.50	0.00	359.00	0.00	0.00	0.00	0.00	0.00	1,111.50
	Apprentice	0.00	0.00	0.00	0.00	0.00	0.00	0.00	0.00	0.00	0.00
	A/J Ratio	0.00	0.00	0.00	0.00	0.00	0.00	0.00	0.00	0.00	0.00
	New Hire	0.00	0.00	0.00	0.00	0.00	0.00	0.00	0.00	0.00	0.00
	Subtotal	1,111.50	752.50	0.00	359.00	0.00	0.00	0.00	0.00	0.00	1,111.50
POWER EQUIPMENT OPERATOR	Journey	828.50	828.50	0.00	0.00	0.00	0.00	0.00	0.00	0.00	828.50
	Apprentice	0.00	0.00	0.00	0.00	0.00	0.00	0.00	0.00	0.00	0.00
	A/J Ratio	0.00	0.00	0.00	0.00	0.00	0.00	0.00	0.00	0.00	0.00
	New Hire	0.00	0.00	0.00	0.00	0.00	0.00	0.00	0.00	0.00	0.00
	Subtotal	828.50	828.50	0.00	0.00	0.00	0.00	0.00	0.00	0.00	828.50
Total for Contractor	Journey	2,416.00	2,057.00	0.00	359.00	0.00	0.00	0.00	0.00	0.00	2,416.00
	Apprentice	0.00	0.00	0.00	0.00	0.00	0.00	0.00	0.00	0.00	0.00
	A/J Ratio	0.00	0.00	0.00	0.00	0.00	0.00	0.00	0.00	0.00	0.00
	New Hire	0.00	0.00	0.00	0.00	0.00	0.00	0.00	0.00	0.00	0.00
	Subtotal	2,416.00	2,057.00	0.00	359.00	0.00	0.00	0.00	0.00	0.00	2,416.00

**WALSH CONSTRUCTION COMPANY II, LLC.**

**Project Name:** 58617: TAXIWAY Z/J AND TANK FARM ROAD  
**Project Code:** 58617

Construction Trade	Hours Worked										
	Craft Level	Total Employee	Caucasian	African American	Hispanic	Asian	Native American	Other	Not Specified	Total Female	Total Male
ALBAT Apprentice	Journey	0.00	0.00	0.00	0.00	0.00	0.00	0.00	0.00	0.00	0.00
	Apprentice	27.50	27.50	0.00	0.00	0.00	0.00	0.00	0.00	0.00	27.50
	A/J Ratio	0.00	0.00	0.00	0.00	0.00	0.00	0.00	0.00	0.00	0.00
	New Hire	0.00	0.00	0.00	0.00	0.00	0.00	0.00	0.00	0.00	0.00
	Subtotal	27.50	27.50	0.00	0.00	0.00	0.00	0.00	0.00	0.00	27.50
CARPENTER	Journey	354.50	275.00	40.50	39.00	0.00	0.00	0.00	0.00	0.00	354.50
	Apprentice	0.00	0.00	0.00	0.00	0.00	0.00	0.00	0.00	0.00	0.00
	A/J Ratio	0.00	0.00	0.00	0.00	0.00	0.00	0.00	0.00	0.00	0.00
	New Hire	0.00	0.00	0.00	0.00	0.00	0.00	0.00	0.00	0.00	0.00
	Subtotal	354.50	275.00	40.50	39.00	0.00	0.00	0.00	0.00	0.00	354.50
CEMENT MASON FRMAN	Journey	17.00	17.00	0.00	0.00	0.00	0.00	0.00	0.00	0.00	17.00
	Apprentice	0.00	0.00	0.00	0.00	0.00	0.00	0.00	0.00	0.00	0.00
	A/J Ratio	0.00	0.00	0.00	0.00	0.00	0.00	0.00	0.00	0.00	0.00
	New Hire	0.00	0.00	0.00	0.00	0.00	0.00	0.00	0.00	0.00	0.00
	Subtotal	17.00	17.00	0.00	0.00	0.00	0.00	0.00	0.00	0.00	17.00
LABORER	Journey	1,063.50	765.00	18.50	264.50	0.00	15.50	0.00	0.00	0.00	1,063.50
	Apprentice	0.00	0.00	0.00	0.00	0.00	0.00	0.00	0.00	0.00	0.00
	A/J Ratio	0.00	0.00	0.00	0.00	0.00	0.00	0.00	0.00	0.00	0.00
	New Hire	0.00	0.00	0.00	0.00	0.00	0.00	0.00	0.00	0.00	0.00
	Subtotal	1,063.50	765.00	18.50	264.50	0.00	15.50	0.00	0.00	0.00	1,063.50
MECHANIC	Journey	7.00	0.00	7.00	0.00	0.00	0.00	0.00	0.00	0.00	7.00
	Apprentice	0.00	0.00	0.00	0.00	0.00	0.00	0.00	0.00	0.00	0.00
	A/J Ratio	0.00	0.00	0.00	0.00	0.00	0.00	0.00	0.00	0.00	0.00
	New Hire	0.00	0.00	0.00	0.00	0.00	0.00	0.00	0.00	0.00	0.00
	Subtotal	7.00	0.00	7.00	0.00	0.00	0.00	0.00	0.00	0.00	7.00
POWER EQUIPMENT OPERATOR	Journey	862.00	827.00	3.00	32.00	0.00	0.00	0.00	0.00	34.00	828.00
	Apprentice	0.00	0.00	0.00	0.00	0.00	0.00	0.00	0.00	0.00	0.00
	A/J Ratio	0.00	0.00	0.00	0.00	0.00	0.00	0.00	0.00	0.00	0.00
	New Hire	0.00	0.00	0.00	0.00	0.00	0.00	0.00	0.00	0.00	0.00
	Subtotal	862.00	827.00	3.00	32.00	0.00	0.00	0.00	0.00	34.00	828.00

**Project Name:** 58617: TAXIWAY Z/J AND TANK FARM ROAD  
**Project Code:** 58617

Construction Trade	Hours Worked										
	Craft Level	Total Employee	Caucasian	African American	Hispanic	Asian	Native American	Other	Not Specified	Total Female	Total Male
Total for Contractor	Journey	2,304.00	1,884.00	69.00	335.50	0.00	15.50	0.00	0.00	34.00	2,270.00
	Apprentice	27.50	27.50	0.00	0.00	0.00	0.00	0.00	0.00	0.00	27.50
	A/J Ratio	0.01	0.01	0.00	0.00	0.00	0.00	0.00	0.00	0.00	0.01
	New Hire	0.00	0.00	0.00	0.00	0.00	0.00	0.00	0.00	0.00	0.00
	Subtotal	2,331.50	1,911.50	69.00	335.50	0.00	15.50	0.00	0.00	34.00	2,297.50
Total Journey Hours		32,024.25	21,086.25	1,589.00	9,283.50	0.00	65.50	0.00	0.00	539.00	31,485.25
Total Apprentice Hours		2,503.50	2,076.50	424.00	0.00	0.00	0.00	3.00	0.00	138.50	2,365.00
Total New Hire Hours		0.00	0.00	0.00	0.00	0.00	0.00	0.00	0.00	0.00	0.00
Grand Total Hours		34,527.75	23,162.75	2,013.00	9,283.50	0.00	65.50	3.00	0.00	677.50	33,850.25

End of data for project: 58617: TAXIWAY Z/J AND TANK FARM ROAD



CHICAGO DEPARTMENT OF AVIATION  
CITY OF CHICAGO

**MEMORANDUM**

**To:** The Honorable Carrie M. Austin  
Chairman, Committee on the Budget and Government Operations

**From:** Ginger S. Evans  
Commissioner  
Chicago Department of Aviation

**CC:** Deanne Millison  
Mayor's Office of Legislative Counsel and Government Affairs

**Date:** November 1, 2017

**Re:** Request for Information from Annual Appropriation Committee Hearing

**ID#:** 85-7 Jobs for Ex-Offenders

---

The following information is in response to questions posed at our department's hearing on October 30, 2017 to discuss the proposed 2018 budget.

Alderman Lopez asked for the classification for ex-offenders that can get a Security Identification Display Area (SIDA) badge.

Please see attached for the list of offenses that would prevent an ex-offender from being eligible from obtaining a SIDA badge.

As always, please let me know if you have any further questions.



# Chicago Airport System Fingerprint Application



Badge #

SSN:

My signature below certifies that I have not been convicted (or found not guilty by reason of insanity), in the last ten years of any of the disqualifying crimes listed below. I understand and acknowledge that once I have been given authorization for unescorted access to the SIDA or Sterile Area, and/or the authority to authorize others to have access privileges, I must inform the ID Badging Office and surrender my SIDA or Sterile Area ID within 24 hours of being convicted or found not guilty by reason of insanity for any of the disqualifying crimes listed below. In addition, should my FBI fingerprint-based Criminal History Records Check (CHRC) disclose disqualifying information and I have questions about my results or request a copy of them, I must write to the Airport Security Coordinator at O'Hare International Airport, Department of Aviation – Security Division, PO Box 66142, Chicago, IL 60666.

1. Forgery of certificates, false marking of aircraft and other aircraft registration violation
2. Interference with air navigation
3. Improper transportation of hazardous materials
4. Aircraft piracy
5. Interference with flight crew members or flight attendants
6. Commission of certain crimes aboard aircraft in flight
7. Carrying a weapon or explosive aboard aircraft
8. Conveying false information and threats
9. Aircraft piracy outside the special aircraft jurisdiction of the United States of America
10. Lighting violations involving transporting controlled substances
11. Unlawful entry into an aircraft or airport area that serves air carriers or foreign air carriers contrary to established security requirements
12. Destruction of an aircraft or aircraft facility
13. Murder
14. Assault with intent to murder
15. Espionage
16. Sedition
17. Kidnapping or hostage taking
18. Treason
19. Rape or aggravated sexual abuse
20. Unlawful possession, use, sale, distribution or manufacture of an explosive or weapon
21. Extortion
22. Armed or felony unarmed robbery
23. Distribution of, or intent to distribute a controlled substance
24. Felony arson
25. Felony involving bribery
26. Felony involving a threat
27. Felony involving willful destruction of property
28. Felony involving importation or manufacture of a controlled substance
29. Felony involving burglary
30. Felony involving theft
31. Felony involving dishonesty, fraud or misrepresentation
32. Felony involving possession or distribution of stolen property
33. Felony involving aggravated assault
34. Illegal possession of a controlled substance punishable by a maximum term of imprisonment of more than 1 year
35. Violence at international airports
36. Conspiracy or attempt to commit any of the aforementioned criminal acts

**X** Applicant's Signature

Date:



+

CHICAGO DEPARTMENT OF AVIATION  
CITY OF CHICAGO

**MEMORANDUM**

**To:** The Honorable Carrie M. Austin  
Chairman, Committee on the Budget and Government Operations

**From:** Ginger S. Evans  
Commissioner  
Chicago Department of Aviation

**CC:** Deanne Millison  
Mayor's Office of Legislative Counsel and Government Affairs

**Date:** November 1, 2017

**Re:** Request for Information from Annual Appropriation Committee Hearing

**ID#:** 85-08

---

The following information is in response to questions posed at our department's hearing on October 30, 2017 to discuss the proposed 2018 budget.

Alderman Lopez asked for the annual airline investment outside of the lease agreement.

Private corporate investments made by airlines to their exclusive use space is not funded by, contracted for or monitored by CDA. Thus, CDA does not have this information.

As always, please let me know if you have any further questions.





CHICAGO DEPARTMENT OF AVIATION  
CITY OF CHICAGO

**MEMORANDUM**

**To:** The Honorable Carrie M. Austin  
Chairman, Committee on the Budget and Government Operations

**From:** Ginger S. Evans  
Commissioner  
Chicago Department of Aviation

**CC:** Deanne Millison  
Mayor's Office of Legislative Counsel and Government Affairs

**Date:** November 1, 2017

**Re:** Request for Information from Annual Appropriation Committee Hearing

**ID#:** 85-09

---

The following information is in response to questions posed at our department's hearing on October 30, 2017 to discuss the proposed 2018 budget.

Alderman Lopez asked for a list of accomplishments in relation to the goals in Exhibit A of the Commissioner's contract.

In support of the consideration of my annual bonus covering June 2016 through June 2017, I submitted records related to my performance to Deputy Mayor Steven Koch. Deputy Mayor Koch reviewed these records and approved a bonus in the amount of \$100,000.

As always, please let me know if you have any further questions.



CHICAGO DEPARTMENT OF AVIATION  
CITY OF CHICAGO

**MEMORANDUM**

**To:** The Honorable Carrie M. Austin  
Chairman, Committee on the Budget and Government Operations

**From:** Ginger S. Evans  
Commissioner  
Chicago Department of Aviation

**CC:** Deanne Millison  
Mayor's Office of Legislative Counsel and Government Affairs

**Date:** November 1, 2017

**Re:** Request for Information from Annual Appropriation Committee Hearing

**ID#:** 85-10

---

The attached information is in response to questions posed at our department's hearing on October 30, 2017 to discuss the proposed 2018 budget.

Alderman Reilly asked for a list of ratios of managers to the number of direct reports they have (by CDA division). Please see the list below:

IT/Telecom – 6  
Airfield Operations – 5  
Midway Operations – 7  
Chief Operating Officer – 5  
Chief Financial Officer - 5  
Chief Security and Safety Officer – 4  
General Counsel – 4  
Chief of Staff – 2  
Communications – 2  
Budget and Warehouse – 4  
Concessions – 3  
Real Estate – 4  
Air Service Development – 3  
HR/Payroll/Workforce Development – 4

Noise and Environment – 3  
Facilities – 5  
Design and Construction – 5  
Vehicle Operations – 4  
Security – 6  
Safety – 3  
Midway Airfield Operations – 1

As always, please let me know if you have any further questions.



CHICAGO DEPARTMENT OF AVIATION  
CITY OF CHICAGO

**MEMORANDUM**

**To:** The Honorable Carrie M. Austin  
Chairman, Committee on the Budget and Government Operations

**From:** Ginger S. Evans  
Commissioner  
Chicago Department of Aviation

**CC:** Deanne Millison  
Mayor's Office of Legislative Counsel and Government Affairs

**Date:** November 1, 2017

**Re:** Request for Information from Annual Appropriation Committee Hearing

**ID#:** 85-11 Concessions at O'Hare

---

The following information is in response to questions posed at our department's hearing on October 30, 2017 to discuss the proposed 2018 budget.

Alderman Reilly asked for details on the contract term for O'Hare concessions (HMS Host), and how long that the contract has been month to month.

Effective Date: 1/1/1998  
Initial Term: 7/1/1999 - 6/30/2009  
Extensions: 7/1/2009 - 6/30/2012  
Holder Period (Month-to-Month) 7/1/2012 - Present

As always, please let me know if you have any further questions.



CHICAGO DEPARTMENT OF AVIATION  
CITY OF CHICAGO

**MEMORANDUM**

**To:** The Honorable Carrie M. Austin  
Chairman, Committee on the Budget and Government Operations

**From:** Ginger S. Evans  
Commissioner  
Chicago Department of Aviation

**CC:** Deanne Millison  
Mayor's Office of Legislative Counsel and Government Affairs

**Date:** November 1, 2017

**Re:** Request for Information from Annual Appropriation Committee Hearing

**ID#:** 85-12 Parking Contracts

---

The following information is in response to questions posed at our department's hearing on October 30, 2017 to discuss the proposed 2018 budget.

Alderman Waguespack asked for the status of parking contracts at both airports; the date that they expired; and the anticipated date when the new contracts will be bid.

Both parking contracts (for MDW and ORD) are with Standard Parking.

MDW's contract has been extended through the end of 2018.

ORD's contract currently expires at the end of this year but CDA has requested an extension through June 2018 that is currently with DPS for packaging and award. A new RFP is currently with Corporation Counsel for approval and we plan on advertising very soon in order to get a new contract in place by June of next year.

As always, please let me know if you have any further questions.



CHICAGO DEPARTMENT OF AVIATION  
CITY OF CHICAGO

**MEMORANDUM**

**To:** The Honorable Carrie M. Austin  
Chairman, Committee on the Budget and Government Operations

**From:** Ginger S. Evans  
Commissioner  
Chicago Department of Aviation

**CC:** Deanne Millison  
Mayor's Office of Legislative Counsel and Government Affairs

**Date:** November 1, 2017

**Re:** Request for Information from Annual Appropriation Committee Hearing

**ID#:** 85-13 Promotions in 2017

---

The following information is in response to questions posed at our department's hearing on October 30, 2017 to discuss the proposed 2018 budget.

Alderman Dowell wants to know how many promotions happened in 2017 and how many were African American.

There were 27 promotions during 2017. The breakdown by ethnicity is noted below:

Group	Males	Females	Total	% of Total Staff	% of Total Minorities & Non-Minorities
Asian	1	0	1	4%	<b>52%</b>
Black or African American	3	5	8	30%	
Hispanic	2	3	5	19%	
Total:	6	8	14	52%	
White	9	4	13	48%	<b>48%</b>
No Ethnic Data/Unknown	0	0	0	0%	<b>0%</b>
Two or More Race	0	0	0	0%	<b>0%</b>
<b>Total All Groups:</b>	<b>15</b>	<b>12</b>	<b>27</b>	<b>100%</b>	<b>100%</b>

As always, please let me know if you have any further questions.



CHICAGO DEPARTMENT OF AVIATION  
CITY OF CHICAGO

**MEMORANDUM**

**To:** The Honorable Carrie M. Austin  
Chairman, Committee on the Budget and Government Operations

**From:** Ginger S. Evans  
Commissioner  
Chicago Department of Aviation

**CC:** Deanne Millison  
Mayor's Office of Legislative Counsel and Government Affairs

**Date:** November 1, 2017

**Re:** Request for Information from Annual Appropriation Committee Hearing

**ID#:** 85-15

---

The attached information is in response to questions posed at our department's hearing on October 30, 2017 to discuss the proposed 2018 budget.

Alderman Dowell asked for a list of contracting payments and awards to MBE/WBE for both federal and non-federal.

Please see the attached list of federal DBE and non-federal MBE/WBE contracts awarded during the period 10/1/16 to 9/30/17.

Also, please see the attached list of federal DBE and non-federal MBE/WBE payments made during the period 10/1/16 to 9/30/17.

As always, please let me know if you have any further questions.





City of Chicago Department of Aviation  
**CDA & OMP CONTRACTS AWARDED (FEDERAL)**  
Awarded between: 10/1/2016 and 9/30/2017

<u>PO No</u>	<u>Vendor Name</u>	<u>Description</u>	<u>Award Date</u>	<u>Award Amount</u>	<u>Waive</u>
53083	ASBACH AND VANSELOW INC	Phase 17 Residential Sound Insulation Program - ORD, Bid Pkg #2, Spec 194373	03/16/2017	\$8,656,377	
53081	BLINDERMAN CONSTRUCTION COMPANY INC	Phase 17 Residential Sound Insulation Program ORD - Bid Pkg 1, Spec 193751	03/15/2017	\$9,409,601	
54698	CMC PARTNERS JOINT VENTURE	PROGRAM MANAGEMENT/CONSTRUCTION MANAGEMENT SERVICES FOR THE AIRPORT RESIDENTIAL SOUND INSULATION PROGRAM (SPEC #131721)	05/23/2017	\$25,000,000	
57353	F.H. PASCHEN, S.N. NIELSEN & ASSOCIATES, LLC	OMP Runway 9C-27C Bid Package 1, Spec 333636	05/19/2017	\$99,015,729	
47187	F.H. PASCHEN, S.N. NIELSEN & ASSOCIATES, LLC	AIRPORT MAINTENANCE COMPLEX EXPANSION - O'HARE INTERNATIONAL AIRPORT (SPEC #150555)	10/17/2016	\$17,427,749	
63738	FH PASCHEN SN NIELSEN & ASSOCIATES	Passenger Security Checkpoint Expansion Project Midway - Spec 461340	09/21/2017	\$89,169,000	
52437	K.R. MILLER CONTRACTORS, INC	ORD ARFF#1 MODIFICATIONS	02/24/2017	\$6,367,000	
58617	WALSH CONSTRUCTION COMPANY II, LLC.	TAXIWAY Z/J AND TANK FARM ROAD	06/20/2017	\$53,749,323	
				<b>Subtotal Contracts</b>	<b>\$308,794,779</b>
				<b>Contracts with Waivers</b>	<b>\$0</b>
				<b>Total</b>	<b>\$308,794,779</b>



Justification



City of Chicago Department of Aviation  
**CDA & OMP CONTRACTS AWARDED (NON FEDERAL)**  
Awarded between: 10/1/2016 and 9/30/2017

<u>PO No</u>	<u>Vendor Name</u>	<u>Description</u>	<u>Award Date</u>	<u>Award Amount</u>
58539	AGAE CONTRACTING INC	REPAIR, REPLACEMENT AND FABRICATION OF SIGNAGE SYSTEMS FOR O'HARE AND MIDWAY INTERNATIONAL AIRPORTS	06/20/2017	\$8,794,815
55225	BEI-AFC JOINT VENTURE ONE	ORD EMERGENCY AND STANBY POWER SYSTEM REPLACEMENT GENERATORS 1 - 6 AT O'HARE INTERNATIONAL AIRPORT	04/27/2017	\$39,502,111
62053	CHICAGO PIPE & BOILER COVERING	PIPE INSULATION AND COVERING SERVICES	08/23/2017	\$2,285,009
60151	CORE MECHANICAL INC	INSPECTION, MAINTENANCE, REPAIR, REPLACEMENT AND NEW INSTALLATION OF DIRECT EXPANSION AIR CONDITIONING (DXAC) FOR O'HARE INTERNATIONAL AIRPORT	07/24/2017	\$1,767,500
47594	CORE MECHANICAL INC	INSPECTION, MAINTENANCE, REPAIR, REPLACEMENT AND NEW INSTALLATION OF HIGH TEMPERATURE WATER GENERATORS, HOT WATER BOILERS AND HEAT EXCHANGERS (SPEC #132829)	11/01/2016	\$1,811,200
47601	INDUSTRIAL FENCE INC.	AOA Security Fence Replacement - ORD, Spec 187288	12/09/2016	\$2,068,212
56322	JUDLAU CONTRACTING INC	CENTRAL DEICING FACILITY - MASS GRADING (SPEC #287910)	04/14/2017	\$46,192,770
36369	K-FIVE CONSTRUCTION CORP.	SNOW REMOVAL SERVICES AT MIDWAY INTERNATIONAL AIRPORT	11/01/2016	\$8,923,925
52588	KIMLEY-HORN AND ASSOCIATES INC	PROFESSIONAL DESIGN SERVICES FOR THE DEVELOPMENT OF A CENTRALIZED DEICING FACILITY AND CROSSFIELD TAXIWAY SYSTEM	06/19/2017	\$1,513,220
55230	MCDONAGH DEMOLITION, INC.	CHICAGO DEPT. AVIATION JOC REHABILITATION OF AIRPORT FACILITIES	05/08/2017	\$14,931,600
57473	MECHANICAL INC.	O'HARE INTERNATIONAL AIRPORT REPLACEMENT OF HTW GENERATORS	05/23/2017	\$39,238,255
60970	MIDWAY AIRLINES' TERMINAL	Reimbursement Agreement at Midway Holdroom Seating Replacement Project	07/05/2017	\$3,183,450
60969	MIDWAY AIRLINES' TERMINAL	Reimbursement Agreement at Midway Pre-Checked Baggage Inspection System Crossover Project	07/05/2017	\$5,032,800



City of Chicago Department of Aviation  
**CDA & OMP CONTRACTS AWARDED (NON FEDERAL)**  
Awarded between: 10/1/2016 and 9/30/2017

<u>PO No</u>	<u>Vendor Name</u>	<u>Description</u>	<u>Award Date</u>	<u>Award Amount</u>
43302	RADICOM, INC	PURCHASE, INSTALLATION AND MAINTENANCE OF THE AIRPORT TELEPHONE SYSTEM FOR CHICAGO O'HARE AND MIDWAY INTERNATIONAL AIRPORTS (SPEC 123746)	11/29/2016	\$1,235,812
48370	RELIABLE CONTRACTING AND EQUIPMENT COMPANY	Spine Road ComEd Duct Bank Installation - ORD, Spec 210086	12/09/2016	\$2,523,384
46733	SDI PRESENCE LLC	CONTRACT ASSIGNMENT; FORMER PO #30811 - TECHNICAL SUPPORT AND MAINTENANCE OF THE INTEGRATED SAFETY, SECURITY AND OPERATIONS COMMAND AND CONTROL SYSTEMS (ISSOCCS) AT O'HARE AND MIDWAY INTERNATIONAL AIRPORTS (SPEC #113339)	10/18/2016	\$53,069,651
46920	SDI PRESENCE LLC	PUBLIC ADDRESS SYSTEM UPGRADES FOR O'HARE INTERNATIONAL AIRPORT (SPEC #124497)	01/06/2017	\$16,750,000
56283	SIMULATION LIVE FIRE TRAINING SOLUTIONS INC	LARGE FRAME AIRCRAFT FIRE TRAINING SIMULATOR DESIGN, BUILD AND MAINTENANCE FOR CHICAGO O'HARE INTERNATIONAL AIRPORT	08/02/2017	\$7,360,877
51964	SUMIT CONSTRUCTION CO., INC.	UNITED AIRLINES EMPLOYEE PARKING LOT RECONSTRUCTION	02/01/2017	\$1,036,454
59353	WASTE MANAGEMENT OF ILLINOIS	WASTE DISPOSAL, RECYCLING SERVICES AND RENTAL OF RELATED EQUIPMENT	08/01/2017	\$8,711,512
<b>Subtotal Contracts</b>				<b>\$265,932,559</b>
<b>Contracts with Waivers</b>				<b>\$0</b>
<b>Total</b>				<b>\$265,932,559</b>



City of Chicago Department of Aviation  
**CDA & OMP Vendor List by PO - Payments**  
 Construction and NonConstruction Contracts  
 Paid between: 10/1/2016 and 9/30/2017

Vendor Name	Classification	Paid
<b>CONSTRUCTION</b>		
<b>34929 O'HARE AIRPORT RUNWAY 10C-28C RWSL &amp; SAF FACILITY IMPROVEMENTS</b>	<b>Prime: ALDRIDGE</b>	<b>Contract Amt: \$4,761,530</b>
DND ELECTRIC, INC	DBE	\$733,557
EVERGREEN SUPPLY CO.	DBE	\$242,566
MIDWEST REM ENTERPRISES, INC.	DBE	\$204,710
RIDGELINE CONSULTANTS LLC	DBE	\$12,997
S.A.M. CONSULTANTS, INC.	DBE	\$164,546
WEST FUELS INC	DBE	\$216
<b>40897 AIR HANDLING UNIT REPLACEMENT AT THE H&amp;R PLANT</b>	<b>Prime: ANCHOR</b>	<b>Contract Amt: \$1,552,944</b>
HILLCO DISTRIBUTING COMPANY INC	WBE	\$82,290
MZI BUILDING SERVICES, INC.	MBE	\$145,994
UNIVERSAL ASBESTOS REMOVAL INC	MBE	\$30,000
UNIVERSAL INSULATION, INC.	MBE	\$14,700
<b>32875 H&amp;R PLANT ROOF REPLACEMENT OHARE INT'L AIRPORT</b>	<b>Prime: ANDERSON &amp;</b>	<b>Contract Amt: \$1,924,298</b>
ANDERSON & SHAH ROOFING INC.	SBE	\$62,820
<b>32890 Phase 15 Residential Sound Insulation Program (Bid Pkg #5) MDW - Spec# 129445, RFQ# 4819</b>	<b>Prime: ASBACH AND</b>	<b>Contract Amt: \$9,233,166</b>
LEYDEN ELECTRIC, INC.	DBE	\$23,179
MSM SOLUTIONS, INC.	DBE	\$122,172
<b>28603 CONSTRUCTION MANAGEMENT AT-RISK SERVICES FOR JOINT-USE CONSOLIDATED RENTAL CAR/PARKING FACILITY AND ATS EXTENSION FIXED FACILITIES AT O'HARE INTERNATIONAL AIRPORT</b>	<b>Prime: AUSTIN POWER</b>	<b>Contract Amt: \$405,541,122</b>
AAA ENGINEERING	DBE	\$1,235,317
ABITUA SEWER, WATER & PLUMBING	DBE	\$2,085,041
AMERICAN STEEL FABRICATORS INC	DBE	\$265,913
AMS EARTH MOVERS, INC.	DBE	\$1,550,504
ANDERSON & SHAH ROOFING INC.	DBE	\$551,949
ASCHER BROTHERS COMPANY, INC	DBE	\$259,576
AUTUMN CONSTRUCTION SERVICES, INC.	DBE	\$2,414,365
CABO CONSTRUCTION CORP	DBE	\$2,722,517
CHICAGOLAND TRUCKING	DBE	\$808,083
CIRCLE CITY REBAR LLC	DBE	\$1,697,892
COTTER CONSULTING INC	DBE	\$1,065,307
CROUCH-SERANKO MASONRY, LLC	DBE	\$2,687,308
CT MECHANICAL, LLC	DBE	\$1,136,567
DEL TORO LANDSCAPING, INC.	DBE	\$1,127,146
DND ELECTRIC, INC.	DBE	\$2,082,445
ESCARPITA CONSTRUCTION COMPANY	DBE	\$3,551,341
G & C CONSTRUCTION, INC.	DBE	\$1,917,258
GIM ELECTRIC CO., INC.	DBE	\$86,666
II IN ONE CONTRACTORS, INC	DBE	\$11,229,409
INDUSTRIAL FENCE INC	DBE	\$95,993
J.A. WATTS, INC	DBE	\$455,994
JADE CARPENTRY CONTRACTORS, INC	DBE	\$1,150,408
JNS, INC.	DBE	\$1,170,031
KALGEN CONSULTANTS INC	DBE	\$141,517
KAPUR & ASSOCIATES INC	DBE	\$58,724
LEYDEN ELECTRIC, INC.	DBE	\$27,445
LIVE WIRE ELECTRICAL SYSTEMS,	DBE	\$5,960,583
MACK CONSTRUCTION SERVICES, LLC.	DBE	\$312,273
MARKING SPECIALISTS CORP.	DBE	\$29,276



City of Chicago Department of Aviation  
**CDA & OMP Vendor List by PO - Payments**  
 Construction and NonConstruction Contracts  
 Paid between: 10/1/2016 and 9/30/2017

Vendor Name	Classification	Paid
<b>CONSTRUCTION</b>		
MEGA STEEL CORPORATION	DBE	\$465,532
METROMEX CONTRACTORS, INC.	DBE	\$159,809
METROPOLITAN STEEL, INC.	DBE	\$606,206
MIDWEST FIREPROOFING	DBE	\$73,074
NEW HORIZONS	DBE	\$2,844,068
NORVILLA LLC	DBE	\$3,643,660
PROFASTS, INC.	DBE	\$370,990
R A SEATON CONTRACTOR SERVICES LLC	DBE	\$482,220
S.A.M. CONSULTANTS, INC.	DBE	\$562,586
SONOMA UNDERGROUND SERVICES, INC.	DBE	\$1,397,136
TERRELL MATERIALS CORPORATION	DBE	\$1,037,080
UJAMAA CONSTRUCTION INC	DBE	\$2,845,682
US ARCHITECTURAL GLASS & METAL	DBE	\$117,063
WEST FUELS	DBE	\$9,983
<b>30564 Phase 16 Residential Sound Insulation Program -ORD (Bid Pkg 6 of 6), Spec# 123523, Req# 89256</b>	<b>Prime: BLINDERMAN CONSTRUCTION</b>	<b>Contract Amt: \$1,216,134</b>
JEWEL CONSTRUCTION CO.	DBE	\$28,246
<b>32644 Phase 15 RSIP Midway (Bid Pkg #3) - MDW, Spec# 129423</b>	<b>Prime: BLINDERMAN CONSTRUCTION</b>	<b>Contract Amt: \$8,215,488</b>
JADE CARPENTRY CONTRACTORS,INC	DBE	\$1,626
LEYDEN ELECTRIC, INC.	DBE	\$150,204
<b>32645 Phase 15 RSIP Midway (Bid Pkg #4) - MDW, Spec# 129444</b>	<b>Prime: BLINDERMAN CONSTRUCTION</b>	<b>Contract Amt: \$8,651,592</b>
JADE CARPENTRY CONTRACTORS,INC	DBE	\$7,735
LEYDEN ELECTRIC, INC.	DBE	\$63,661
<b>42872 MIDWAY INTERNATIONAL AIRPORT SECURITY GUARD BOOTH ENHANCEMENTS</b>	<b>Prime: CCC HOLDINGS,</b>	<b>Contract Amt: \$1,767,240</b>
ATRIUM LANDSCAPING	WBE	\$9,970
CIVIL CONTRACTOR & ENGINEERS	MBE	\$175,609
METROMEX CONTRACTORS, INC.	MBE	\$197,781
SANCHEZ PAVING CO.	MBE	\$72,132
SHARLEN ELECTRIC COMPANY	WBE	\$199,091
<b>28206 3 Switchgear Replacements and Upgrades Project - ORD, Spec# 114800, Req# 78512, Rfq# 4225</b>	<b>Prime: DIVANE</b>	<b>Contract Amt: \$4,513,610</b>
ACTIVE ELECTRICAL SUPPLY COMPANY	WBE	\$292,784
QUANTUM CROSSINGS LLC	MBE	\$40,900
SANCHEZ PAVING CO.	MBE	\$9,362
SONOMA UNDERGROUND SERVICES, INC.	MBE	\$32,863
<b>29858 South Airfield Runway 10R-28L NAVAIDS and FOTS - OMP, Spec# 119473, Req# 86505</b>	<b>Prime: DIVANE</b>	<b>Contract Amt: \$15,968,951</b>
NATURAL CREATIONS LANDSCAPING	DBE	\$14,678
QUANTUM CROSSINGS LLC	DBE	\$275,447
<b>30263 REMOTE TRANSMITTER/RECEIVER (RTR) U AND SPA/HAZMAT (SPEC 120434)</b>	<b>Prime: DIVANE</b>	<b>Contract Amt: \$4,596,516</b>
LIVE WIRE ELECTRICAL SYSTEMS,	DBE	\$814,889
MIDWEST REM ENTERPRISES, INC.	DBE	\$315,876
TRUCK KING, INC.	DBE	\$44,141



City of Chicago Department of Aviation  
**CDA & OMP Vendor List by PO - Payments**  
 Construction and NonConstruction Contracts  
 Paid between: 10/1/2016 and 9/30/2017

Vendor Name	Classification	Paid
<b>CONSTRUCTION</b>		
<b>32282</b> ATS Painting-Structures, Stations and Bridges ORD (H5170.14-01) Spec# 126111	Prime: ERA VALDIVIA	Contract Amt: \$8,979,486
CROWN PAINTING, INC.	WBE	\$23,233
ERA VALDIVIA CONTRACTORS	MBE	\$3,913,472
NEW ERA PAINTING, INC.	MBE	\$396,017
RAE PRODUCTS & CHEMICALS CORP.	WBE	\$168,080
<b>32572</b> American Airlines Baggage Area HVAC - ORD, Spec# 126321	Prime: F. E. MORAN INC	Contract Amt: \$8,838,418
AMALGAMATED SERVICES, INC.	WBE	\$211,977
DEKAYO CORPORATION	MBE	\$401,109
<b>47187</b> AIRPORT MAINTENANCE COMPLEX EXPANSION - O'HARE INTERNATIONAL AIRPORT (SPEC #150555)	Prime: F.H. PASCHEN, S.N. NIELSEN &	Contract Amt: \$17,377,479
Clausen Structures Inc	DBE	\$718,923
FLOOD TESTING LABORATORIES	DBE	\$1,621
HARRINGTON SITE SERVICES	DBE	\$672,109
JADE CARPENTRY CONTRACTORS,INC	DBE	\$15,282
JNS, INC.	DBE	\$89,078
KALGEN CONSULTANTS INC	DBE	\$69,213
KAPUR & ASSOCIATES INC	DBE	\$17,052
M. CANNON ROOFING COMPANY LLC	DBE	\$442,755
VALADE HEATING & COOLING, INC.	DBE	\$29,591
<b>57353</b> OMP Runway 9C-27C Bid Package 1, Spec 333636	Prime: F.H. PASCHEN, S.N. NIELSEN &	Contract Amt: \$99,009,634
DEL TORO LANDSCAPING, INC.	DBE	\$41,271
KAPUR & ASSOCIATES INC	DBE	\$28,740
NORTHWEST GENERAL CONTRACTORS,	DBE	\$237,643
<b>42450</b> TSA ADVANCED SURVEILLANCE PROGRAM - CCTV	Prime: HARTMANN	Contract Amt: \$6,400,639
ALRON ELECTRIC, INC.	WBE	\$342,193
MONTEL TECHNOLOGIES LLC	MBE	\$2,085,955
<b>32835</b> Replacement of Chillers 1-5 and Upgrade of South Cooling Tower - ORD, Spec. 126044	Prime: HILL MECHANICAL	Contract Amt: \$63,328,264
A & H MECHANICAL, INC.	MBE	\$5,139,067
CT MECHANICAL, LLC	WBE	\$126,431
STEVENSON CRANE SERVICES INC	WBE	\$200,953
<b>47601</b> AOA Security Fence Replacement - ORD, Spec 187288	Prime: INDUSTRIAL	Contract Amt: \$2,068,212
INDUSTRIAL FENCE INC.	MBE	\$1,238,975
PROGRESSIVE INDUSTRIES, INC.	WBE	\$136,582
<b>56322</b> CENTRAL DEICING FACILITY - MASS GRADING (SPEC #287910)	Prime: JUDLAU	Contract Amt: \$46,192,770
ABITUA SEWER, WATER & PLUMBING	MBE	\$10,728
BLACK DOG CHICAGO CORP.	MBE	\$323,693
INDUSTRIAL FENCE INC	MBE	\$90,891
NATURAL CREATIONS LANDSCAPING	MBE	\$72,160
S.A.M. CONSULTANTS, INC.	MBE	\$161,773
SONICAN TRUCKING, INC.	MBE	\$1,013,726
TRUCK KING, INC.	MBE	\$223,495
WEST FUELS	WBE	\$27,839
<b>52437</b> ORD ARFF#1 MODIFICATIONS	Prime: K.R. MILLER	Contract Amt: \$6,367,000
ABITUA SEWER, WATER & PLUMBING	DBE	\$11,745
KATCO DEVELOPMENT, INC.	DBE	\$113,378
TERRELL MATERIALS CORPORATION	DBE	\$85,225



City of Chicago Department of Aviation  
**CDA & OMP Vendor List by PO - Payments**  
 Construction and NonConstruction Contracts  
 Paid between: 10/1/2016 and 9/30/2017

Vendor Name	Classification	Paid
<b>CONSTRUCTION</b>		
<b>33499 O'HARE AIRPORT DAYTONA BEACH SANITARY LIFT STATION RELOCATION</b>	<b>Prime: KENNY</b>	<b>Contract Amt: \$5,689,082</b>
ATLANTIC PAINTING CO	DBE	\$58,200
CROUCH-SERANKO MASONRY, LLC	DBE	\$113,830
EVERGREEN SUPPLY CO	DBE	\$53,323
GIM ELECTRIC CO. INC.	DBE	\$59,404
II IN ONE CONTRACTORS, INC.	DBE	\$56,563
MERU CORPORATION	DBE	\$66,776
MIDWEST REM ENTERPRISES, INC.	DBE	\$52,763
<b>32854 RUNWAY 4L-22R REHABILITATION FOR MIDWAY INTERNATIONAL AIRPORT (SPEC #131400)</b>	<b>Prime: K-FIVE</b>	<b>Contract Amt: \$13,921,005</b>
DND ELECTRIC, INC	DBE	\$99,488
DYNAMICX ENTERPRISES LLP	DBE	\$40,769
H II CONSTRUCTION COMPANY	DBE	\$62,500
SONOMA UNDERGROUND SERVICES, INC.	DBE	\$3,421
<b>41944 Runway 4R-22L Rehabilitation - MDW, Spec 143520</b>	<b>Prime: K-FIVE</b>	<b>Contract Amt: \$18,802,114</b>
DND ELECTRIC, INC	DBE	\$435,196
EVERLIGHTS, INC.	DBE	\$48,187
M. B. M. ENTERPRISES, INC.	DBE	\$133,283
NATURAL CREATIONS LANDSCAPING	DBE	\$710,918
NORTHWEST GENERAL CONTRACTORS,	DBE	\$1,086,155
S.A.M. CONSULTANTS, INC.	DBE	\$67,352
TRUCK KING HAULING CONTRACTORS INC	DBE	\$1,193,971
<b>43325 RUNWAY 10L-28R REHABILITATION FOR O'HARE (SPEC #178340)</b>	<b>Prime: K-FIVE</b>	<b>Contract Amt: \$17,610,706</b>
DND ELECTRIC, INC	DBE	\$284,417
GAYTON ENTERPRISES LLC	DBE	\$191,391
H II CONSTRUCTION COMPANY	DBE	\$135,980
M. B. M. ENTERPRISES, INC.	DBE	\$267,902
METROMEX CONTRACTORS, INC.	DBE	\$893,874
NATURAL CREATIONS LANDSCAPING	DBE	\$77,487
NORTHWEST GENERAL CONTRACTORS,	DBE	\$451,262
RICO ENTERPRISES, INC.	DBE	\$216,435
S.A.M. CONSULTANTS, INC.	DBE	\$58,755
SANCHEZ PAVING CO.	DBE	\$139,722
TRUCK KING HAULING CONTRACTORS INC	DBE	\$743,133
WEST FUELS, INC.	DBE	\$25,994
<b>35223 STRUCTURAL BRIDGE REPAIR AT O'HARE AND MIDWAY INTERNATIONAL AIRPORTS (LANDSIDE AND AIRSIDE)v</b>	<b>Prime: MCDONAGH</b>	<b>Contract Amt: \$39,205,108</b>
AMERICAN CONCRETE RESTORATIONS	WBE	\$257,095
L & M WELDING CORP, INC.	MBE	\$57,736
<b>32201 Landside Parking Lot Improvements - Midway Airport</b>	<b>Prime: OAKLEY CONSTRUCTION</b>	<b>Contract Amt: \$8,460,747</b>
NORTHWEST GENERAL CONTRACTORS,	MBE	\$206,739
<b>33258 Midway Terminal Front Entry Replacement and Curbfront Improvement M5051.10-00</b>	<b>Prime: OLD VETERANS CONSTRUCTION,</b>	<b>Contract Amt: \$2,678,659</b>
DURANGO PAINTING, INC	MBE	\$166,185
JAYMOR ELECTRIC, INC.	WBE	\$65,393
M. B. M. ENTERPRISES, INC.	MBE	\$33,370
OLD VETERANS CONSTRUCTION, INC	MBE	\$283,816
TERRA DEMOLITION, INC.	MBE	\$39,231
UNDERLAND ARCHITECTURAL	WBE	\$72,017





City of Chicago Department of Aviation  
**CDA & OMP Vendor List by PO - Payments**  
 Construction and NonConstruction Contracts  
 Paid between: 10/1/2016 and 9/30/2017

Vendor Name	Classification	Paid
<b>CONSTRUCTION</b>		
<b>41499 Fire Protection Systems at the H &amp; R Plant - ORD, Spec 134740</b>	<b>Prime: PAGODA ELECTRIC &amp;</b>	<b>Contract Amt: \$2,202,021</b>
PAGODA ELECTRIC & CONSTRUCTION INC	SBE	\$676,417
TECNICA ENVIRONMENTAL SERVICES	MBE	\$4,895
<b>32130 OMP - DESIGN/BUILD SERVICES FOR O'HARE ATS EXPANSION &amp; MODERNIZATION</b>	<b>Prime: PARSONS CONSTRUCTION</b>	<b>Contract Amt: \$310,927,407</b>
ARDMORE ASSOCIATES, LLC	DBE	\$771,430
DEL TORO LANDSCAPING, INC.	DBE	\$12,075
D'ESCOTO, INC.	DBE	\$130,669
DND ELECTRIC, INC	DBE	\$1,394,299
LIVE WIRE ELECTRICAL SYSTEMS,	DBE	\$809,534
MATERIAL SOLUTIONS LABORATORY INC	DBE	\$95,046
MIDWEST REM	DBE	\$203,300
MILHOUSE ENGINEERING & CONSTRUCTION INC.	DBE	\$332,431
NORVILLA LLC	DBE	\$519,103
RINGOLD FINANCIAL MANAGEMENT SERVICES INC	DBE	\$12,030
ROUGHNECK CONCRETE DRILLING	DBE	\$10,131
SANDOVAL FENCES CORP.	DBE	\$5,029
TBD A	DBE	\$7,415
WESTERN UTILITY CONTRACTORS INC	DBE	\$4,500
<b>32639 Runway 9R-27L Comprehensive Maintenance - ORD, Spec. 131388</b>	<b>Prime: PLOTE CONSTRUCTION INC / K-FIVE</b>	<b>Contract Amt: \$20,350,956</b>
DEL TORO LANDSCAPING, INC.	DBE	\$8,467
MIDWEST REM ENTERPRISES, INC.	DBE	\$62,636
<b>30011 Terminal 5 Membrane Roof Replacement - ORD, Spec# 116466, Req# 84930</b>	<b>Prime: R. COMMERCIAL ROOFING</b>	<b>Contract Amt: \$5,322,045</b>
F.E. ROOFTEC CORPORATON	MBE	\$38,728
<b>48370 Spine Road ComEd Duct Bank Installation - ORD, Spec 210086</b>	<b>Prime: RELIABLE CONTRACTING</b>	<b>Contract Amt: \$2,523,384</b>
CASTILLO TRUCKING INC	WBE	\$101,698
HORIZON CONTRACTORS INC.	MBE	\$374,395
LA GRANGE CRANE SERVICE, INC.	WBE	\$5,020
ORIENT EXPRESS SERVICE CO.	WBE	\$85,001
ROUGHNECK CONCRETE DRILLING	WBE	\$14,434
S.A.M. CONSULTANTS, INC.	MBE	\$112,473
<b>33050 Runway 13C-31C EMAS Replacement Midway - Spec 132755</b>	<b>Prime: ROSSI</b>	<b>Contract Amt: \$2,134,944</b>
INDUSTRIA INC	DBE	\$775
KAPUR & ASSOCIATES INC	DBE	\$7,218
ORNELAS CONSTRUCTION CO.	DBE	\$60,786
S.A.M. CONSULTANTS, INC.	DBE	\$960
<b>33457 Terminal 5 Lower Level Pavement Reconstruction - ORD, Spec 132125</b>	<b>Prime: SUMIT</b>	<b>Contract Amt: \$2,357,381</b>
HUMIR CONSTRUCTION	MBE	\$88,958
K & S ENGINEERS, INC.	MBE	\$4,432
L & B TRUCKING, INC.	WBE	\$30,139
MARKING SPECIALISTS CORP.	MBE	\$17,202
SUMIT CONSTRUCTION CO., INC.	MBE	\$685,841



City of Chicago Department of Aviation  
**CDA & OMP Vendor List by PO - Payments**  
 Construction and NonConstruction Contracts  
 Paid between: 10/1/2016 and 9/30/2017

Vendor Name	Classification	Paid
<b>CONSTRUCTION</b>		
<b>33958 AMC Access Road Pavement Reconstruction - ORD, Spec 133688, H6195.15-00</b>	<b>Prime: SUMIT</b>	<b>Contract Amt: \$2,785,137</b>
ALL TECH ENERGY INC	WBE	\$31,653
HUMIR CONSTRUCTION	MBE	\$258,348
L & B TRUCKING, INC.	WBE	\$83,386
SUMIT CONSTRUCTION CO., INC.	MBE	\$2,267,493
<b>51964 UNITED AIRLINES EMPLOYEE PARKING LOT RECONSTRUCTION</b>	<b>Prime: SUMIT</b>	<b>Contract Amt: \$1,028,389</b>
SUMIT CONSTRUCTION CO., INC.	SBE	\$167,381
<b>41077 O'HARE INTERNATIONAL AIRPORT TAXIWAY NN PAVEMENT RECONSTRUCTION</b>	<b>Prime: THE LANE CONSTRUCTION</b>	<b>Contract Amt: \$5,321,257</b>
KAPUR & ASSOCIATES INC	DBE	\$23,761
METROMEX CONTRACTORS, INC.	DBE	\$1,232,804
MIDWEST REM	DBE	\$160,727
NATURAL CREATIONS LANDSCAPING	DBE	\$55,576
SANCHEZ PAVING CO.	DBE	\$134,274
TRUCK KING HAULING CONTRACTORS INC	DBE	\$292,504
<b>29926 South Airfield Runway 10R-28L Paving, Lighting and Signing - ORD, Spec# 120359, Req# 85430</b>	<b>Prime: TURNER-ACURA-LINDAHL, TRI</b>	<b>Contract Amt: \$71,867,422</b>
ABARI CONSTRUCTION INC	DBE	\$6,674
DND ELECTRIC, INC	DBE	\$87,203
NATURAL CREATIONS LANDSCAPING	DBE	\$62,865
<b>24772 TAXIWAY WK AND NORTHWEST AREA ENABLING PROJECTS</b>	<b>Prime: TURNER-CONCRETE STRUCTURES-</b>	<b>Contract Amt: \$74,517,570</b>
QUANTUM CROSSINGS, L.L.C.	DBE	\$236,145
WEST FUELS, INC.	DBE	\$96,773
<b>24549 Consolidated Rental Car Facility (CRCF) at Midway Int'l Airport, Spec# 94540, Req# 56929, RFQ# 3635</b>	<b>Prime: WALSH CONSTRUCTION</b>	<b>Contract Amt: \$53,534,675</b>
BECKIT, INC	WBE	\$2,860
TECNICA ENVIRONMENTAL SERVICES	MBE	\$3,751
WESTERN REMAC, INC.	WBE	\$9,266
<b>27908 O'HARE MODERNIZATION PROGRAM - SOUTH AIRPORT TRAFFIC CONTROL TOWER</b>	<b>Prime: WALSH CONSTRUCTION</b>	<b>Contract Amt: \$29,558,882</b>
AMBAR INC.	DBE	\$11,171
ATRIUM LANDSCAPING	DBE	\$4,112
FLOOD TESTING LABORATORIES	DBE	\$1,789
M.J.B. DECORATING, INC.	DBE	\$15,858
TRUCK KING, INC.	DBE	\$139,990
<b>31013 10R-28L SAFETY AND SECURITY ADDITIONS PACKAGE 1 (SPEC #125832)</b>	<b>Prime: WALSH CONSTRUCTION</b>	<b>Contract Amt: \$10,001,240</b>
DEL TORO LANDSCAPING, INC.	DBE	\$18,512



City of Chicago Department of Aviation  
**CDA & OMP Vendor List by PO - Payments**  
 Construction and NonConstruction Contracts  
 Paid between: 10/1/2016 and 9/30/2017

Vendor Name	Classification	Paid
<b>CONSTRUCTION</b>		
<b>31909 O'Hare Modernization Program Taxiway Lima Lima - ORD, Spec# 126720</b>	<b>Prime: WALSH CONSTRUCTION</b>	<b>Contract Amt: \$28,396,624</b>
CHICAGOLAND TRUCKING	DBE	\$123,007
EVERGREEN SUPPLY CO	DBE	\$795
GIM ELECTRIC CO. INC.	DBE	\$1
MARKING SPECIALISTS CORP.	DBE	\$30,558
MIDWEST REM ENTERPRISES, INC.	DBE	\$751,007
MILLENNIA PROFESSIONAL SERVICE	DBE	\$29,626
NATURAL CREATIONS LANDSCAPING	DBE	\$176,495
ROUGHNECK CONCRETE DRILLING	DBE	\$174,070
SONOMA UNDERGROUND SERVICES, INC.	DBE	\$1
TERRELL MATERIALS CORPORATION	DBE	\$282,626
WEST FUELS INC	DBE	\$57,339
<b>41567 OMP Runway 9C-27C East Package - ORD, Spec 163099</b>	<b>Prime: WALSH CONSTRUCTION</b>	<b>Contract Amt: \$71,281,097</b>
ALPINE DEMOLITION SERVICES	DBE	\$364,977
CHICAGOLAND TRUCKING	DBE	\$117,337
D2K TRAFFIC EQUIPMENT & DESIGN LLC	DBE	\$447,435
DEL TORO LANDSCAPING, INC.	DBE	\$257,304
MIDWEST REM ENTERPRISES, INC.	DBE	\$2,485,195
MTC MORENOS INC	DBE	\$312,851
SONOMA UNDERGROUND SERVICES, INC.	DBE	\$1,275,900
TERRELL MATERIALS CORPORATION	DBE	\$1,355,157
TOUGH CUT CONCRETE SERVICES	DBE	\$790,588
TRUCK KING HAULING CONTRACTORS INC	DBE	\$276,689
<b>30038 O'HARE MODERNIZATION PROGRAM - TAXIWAYS K &amp; L</b>	<b>Prime: WALSH/TERRELL JOINT VENTURE II</b>	<b>Contract Amt: \$44,710,189</b>
CHICAGOLAND TRUCKING	DBE	\$185,630
LIVE WIRE ELECTRICAL SYSTEMS,	DBE	\$108,318
MILLENNIA PROFESSIONAL SERVICE	DBE	\$61,785
TERRELL MATERIALS CORPORATION	DBE	\$1,087,719



City of Chicago Department of Aviation  
**CDA & OMP Vendor List by PO - Payments**  
 Construction and NonConstruction Contracts  
 Paid between: 10/1/2016 and 9/30/2017

Vendor Name	Classification	Paid
<b>PROFESSIONAL SERVICE</b>		
<b>26637 PROFESSIONAL TASK ORDER SERVICES: GROUP B) AIRPORT ENGINEERING (NON-FEDERAL)</b>	<b>Prime: A. EPSTEIN &amp;</b>	<b>Contract Amt: \$8,000,000</b>
ABNA ENGINEERING INC.	MBE	\$23,826
ASC AMERICAN SURVEYING	MBE	\$16,814
CCJM ENGINEERS, LTD.	MBE	\$31,616
CUSHING & COMPANY	WBE	\$10,499
GSG CONSULTANTS, INC.	MBE	\$1,980
HYDRO-THERMO-POWER, INC.	WBE	\$7,111
JONES MOORE CONSTRUCTION & CONSULTING	MBE	\$100,219
<b>26648 PROFESSIONAL TASK ORDER SERVICES: GROUP A) FACILITIES ARCHITECTURE AND ENGINEERING (NON-FEDERAL)</b>	<b>Prime: A. EPSTEIN &amp;</b>	<b>Contract Amt: \$8,000,000</b>
CCJM ENGINEERS, LTD.	MBE	\$117,014
CUSHING & COMPANY	WBE	\$8,216
J. A. WATTS, INC.	WBE	\$14,311
JONES MOORE CONSTRUCTION & CONSULTING	MBE	\$5,016
PETREA	WBE	\$10,920
<b>20526 Target Market Task Order Engineering Design Services</b>	<b>Prime: ABNA OF ILLINOIS</b>	<b>Contract Amt: \$5,000,000</b>
ABNA OF ILLINOIS	MBE	\$8,396
<b>10923 SNOW MELTING SERVICES O'HARE INTERNATIONAL AIRPORT</b>	<b>Prime: AERO SNOW</b>	<b>Contract Amt: \$60,465,920</b>
BLACK DOG CHICAGO CORP.	MBE	\$114,429
NEWCASTLE TUCKPOINTING, INC	MBE	\$425,590
SONICAN TRUCKING, INC.	MBE	\$75,556
<b>29000 AIRSIDE SNOW REMOVAL AT O'HARE INTERNATIONAL AIRPORT (SPEC #115873)</b>	<b>Prime: AERO SNOW</b>	<b>Contract Amt: \$9,998,395</b>
BLACK DOG CHICAGO CORP.	MBE	\$12,843
NEWCASTLE TUCKPOINTING, INC	MBE	\$110,889
SANCHEZ PAVING CO.	MBE	\$4,560
SONICAN TRUCKING, INC.	MBE	\$37,830
<b>24084 REPAIR, REPLACEMENT AND FABRICATION OF SIGNAGE SYSTEMS</b>	<b>Prime: AGAE/M-K SIGNS</b>	<b>Contract Amt: \$7,419,611</b>
INDUSTRIA INC	MBE	\$266,711
WESTERN REMAC, INC.	WBE	\$95,763
<b>16882 JOB ORDER CONTRACT FOR REHABILITATION OF AIRPORT FACILITIES</b>	<b>Prime: AIRPORT</b>	<b>Contract Amt: \$18,000,000</b>
SPAAN TECH, INC.	MBE	\$5,374
<b>29084 BULK INSTALLATION OF ROADWAY POLES, MAST ARMS AND LUMINAIRES</b>	<b>Prime: ALDRIDGE</b>	<b>Contract Amt: \$4,883,300</b>
DND ELECTRIC, INC	MBE	\$16,935
EVERLIGHTS, INC.	WBE	\$10,915
<b>42317 INSPECTION, PREVENTATIVE MAINTENANCE, REPAIR, REPLACEMENT &amp; NEW INSTALLATION OF VARIABLE FREQUENCY PUMPS &amp; FANS</b>	<b>Prime: ANCHOR</b>	<b>Contract Amt: \$1,812,853</b>
EVERGREEN SUPPLY CO	WBE	\$6,686



City of Chicago Department of Aviation  
**CDA & OMP Vendor List by PO - Payments**  
 Construction and NonConstruction Contracts  
 Paid between: 10/1/2016 and 9/30/2017

Vendor Name	Classification	Paid
<b>PROFESSIONAL SERVICE</b>		
<b>25743 OPERATION AND MAINTENANCE OF AIRPORT TRANSIT SYSTEM (ATS) at O'HARE, Spec# 92543, Req# 55032, RFQ# 3593</b>	<b>Prime: AOR TRANSIT</b>	<b>Contract Amt: \$174,479,321</b>
AREM CONTAINER & SUPPLY CO.	WBE	\$66,514
AUTUMN CONSTRUCTION SERVICES, INC.	WBE	\$362,471
CAL COMMUNICATIONS INC	MBE	\$18,995
DEASY ENTERPRISE, INC.	WBE	\$944,328
ELECTRO KINETICS INC	WBE	\$27,570
GRAPHIC SUPPORT SERVICES INC	WBE	\$564
INDUSTRIA INC	MBE	\$18,161
INTER CITY SUPPLY CO., INC.	MBE	\$10,308
LOGSDON STATIONERS, INC.	WBE	\$19,157
R.M. CHIN & ASSOCIATES	MBE	\$309,088
RISK MGMT & INFO SYSTEMS, INC.	WBE	\$84,929
RITWAY CONSTRUCTION SERVICES	MBE	\$126,578
SEAL TIGHT SECURITY INC	MBE	\$567,348
SILK SCREEN EXPRESS, INC.	WBE	\$15,657
TELEPLUS, INC.	WBE	\$121,473
WEST FUELS, INC.	WBE	\$55,671
<b>23042 AIRFIELD TRAINING CONSULTING SERVICES</b>	<b>Prime: ASSET LLC</b>	<b>Contract Amt: \$6,173,851</b>
ARDMORE ASSOCIATES LLC	WBE	\$109,141
OMEGA & ASSOCIATES INC.	MBE	\$342,812
<b>20074 QUALITY ASSURANCE &amp; MATERIAL TESTING "QAMT" SERVICES - REASSIGNMENT FROM PO 11478</b>	<b>Prime: AUSTIN AECOM</b>	<b>Contract Amt: \$43,900,000</b>
COTTER CONSULTING, INC.	WBE	\$207,795
GEO SERVICES, INC.	MBE	\$160,252
GREAT LAKES SOIL AND ENVIRONMENTAL CONSULTANTS INC.	MBE	\$652,034
S T A T E TESTING LLC	MBE	\$873,599
<b>18200 Target Market Automatic Doors for Aviation</b>	<b>Prime: AUTOMATIC</b>	<b>Contract Amt: \$6,994,293</b>
AUTOMATIC DOORS, INC.	WBE	\$583,034
<b>1416 O'Hare Modernization Program at O'Hare Airport</b>	<b>Prime: BPC AIRPORT</b>	<b>Contract Amt: \$121,825,000</b>
D.B. STERLIN CONSULTANTS, INC.	MBE	\$333,865
EVEREST ENGINEERING CO., INC.	MBE	\$814,762
PRIMERA ENGINEERS, LTD.	MBE	\$472,048
RAIMONDE DRILLING CORP.	WBE	\$244,133
<b>44827 INSTALLATION, REPAIR AND REPLACEMENT OF VARIOUS ELECTRICAL, LIGHTING, TRAFFIC CONTROL, SECURITY, AUDIO-VIDEO AND PUBLIC ADDRESS SYSTEMS INFRASTRUCTURE AT CHICAGO O'HARE AND MIDWAY INTERNATIONAL AIRPORTS</b>	<b>Prime: BROADWAY</b>	<b>Contract Amt: \$19,461,208</b>
PAGODA ELECTRIC & CONSTRUCTION INC	MBE	\$362,958
<b>18248 Automatic Doors Aviation Non-Target Market</b>	<b>Prime: BUILDERS CHICAGO</b>	<b>Contract Amt: \$25,130,086</b>
AUTOMATIC DOORS, INC.	WBE	\$175,351
TAYLOR ELECTRIC COMPANY, INC.	MBE	\$695,356
TAYLOR ELECTRIC COMPANY	MBE	\$191,368
<b>25972 Maintenance and Repair of Interior and Exterior Expansion Joints for Chicago ORD and MDW Int'l Airports Spec# 97624, Req# 60015</b>	<b>Prime: BUILDERS CHICAGO</b>	<b>Contract Amt: \$2,730,301</b>
MZI BUILDING SERVICES, INC.	MBE	\$195,036



City of Chicago Department of Aviation  
**CDA & OMP Vendor List by PO - Payments**  
 Construction and NonConstruction Contracts  
 Paid between: 10/1/2016 and 9/30/2017

Vendor Name	Classification	Paid
<b>PROFESSIONAL SERVICE</b>		
<b>16035 OMP Engineering Task Order Services Agreement</b>	<b>Prime: BURNS AND MCDONNELL</b>	<b>Contract Amt: \$5,000,000</b>
DELTA ENGINEERING, INC	MBE	\$20,653
<b>16915 Multi-Disciplinary Engineering Task Order Services Agreement</b>	<b>Prime: BURNS AND MCDONNELL</b>	<b>Contract Amt: \$6,000,000</b>
CCJM ENGINEERS, LTD.	MBE	\$2,480
<b>26649 PROFESSIONAL TASK ORDER SERVICES: GROUP A) FACILITIES ARCHITECTURE AND ENGINEERING (NON-FEDERAL)</b>	<b>Prime: BURNS AND MCDONNELL</b>	<b>Contract Amt: \$8,000,000</b>
CCJM ENGINEERS, LTD.	MBE	\$10,401
CUSHING & COMPANY	WBE	\$5,044
J.A. WATTS, INC	WBE	\$6,182
RUBINOS & MESIA ENGINEERS INC.	MBE	\$5,724
<b>22875 OWNERS REPRESENTATION CONSTRUCTION MANAGEMENT CONSULTING SERVICES FOR THE OHARE AND MIDWAY CAPITAL IMPROVEMENT PROGRAMS</b>	<b>Prime: CARE PLUS LLC</b>	<b>Contract Amt: \$130,000,000</b>
ANGELO CONSTRUCTION SERVICES	MBE	\$906,935
ARDMORE ASSOCIATES LLC	MBE	\$35,188
AUTUMN CONSTRUCTION SERVICES, INC.	WBE	\$1,932,777
BRADSHAW CONSTRUCTION & MGMT	MBE	\$2,651,446
CATT LYON DESIGN, INC.	MBE	\$122,853
D'ESCOTO, INC.	MBE	\$1,887,005
DYNASTY GROUP, INC.	MBE	\$696
GEO SERVICES, INC.	MBE	\$8,276
R.M. CHIN & ASSOCIATES	MBE	\$5,230,977
UCG ASSOCIATES, INC.	MBE	\$292,007
<b>19907 Lead Engineering Design Services Runway 9R-27L Extension - O'Hare, OMP - Spec# 66935</b>	<b>Prime: CHICAGO AVIATION</b>	<b>Contract Amt: \$13,017,447</b>
CUSHING & COMPANY	WBE	\$17,901
ENVIRONMENTAL DESIGN INT'L	MBE	\$130,459
RUBINOS & MESIA ENGINEERS INC.	MBE	\$153,040
<b>20653 Pipe Insulation and Covering Services</b>	<b>Prime: CHICAGO PIPE &amp; BOILER COVER 01</b>	<b>Contract Amt: \$2,553,769</b>
C & G CONSTRUCTION SUPPLY	MBE	\$74,787
CHICAGO PIPE & BOILER COVER 01	WBE	\$285,590
<b>25281 FIRE SUPPRESSION FOAM - SPECIFICATION NO. 98086</b>	<b>Prime: CHICAGO UNITED INDUSTRIES, LTD</b>	<b>Contract Amt: \$1,184,753</b>
CHICAGO UNITED INDUSTRIES, LTD	MBE	\$57,829
<b>25933 COMPREHENSIVE LANDSCAPE SERVICES FOR CHICAGO O'HARE AND MIDWAY INTERNATIONAL AIRPORTS</b>	<b>Prime: CITY ESCAPE GARDEN &amp;</b>	<b>Contract Amt: \$20,192,290</b>
ALVAREZ, INC.	MBE	\$676,986
CITY ESCAPE GARDEN & DESIGN LLC.	WBE	\$1,892,594
MELESIO'S LANDSCAPING	MBE	\$47,265
<b>24782 Shuttle Bus Services for Chicago Midway International Airport</b>	<b>Prime: CONTINENTAL AIR TRANSPORT CHICAGO</b>	<b>Contract Amt: \$50,628,923</b>
PHIL PAIGE BUSINESS VENTURES	MBE	\$1,075,717
WEST FUELS INC	WBE	\$271,059
<b>38318 Maintenance, Repair, Replacement and New Installation of Combustion Controls Systems for HTW Generation System, Spec 132826</b>	<b>Prime: CORE</b>	<b>Contract Amt: \$3,058,150</b>
AMALGAMATED SERVICES, INC.	WBE	\$17,600



City of Chicago Department of Aviation  
**CDA & OMP Vendor List by PO - Payments**  
 Construction and NonConstruction Contracts  
 Paid between: 10/1/2016 and 9/30/2017

Vendor Name	Classification	Paid
<b>PROFESSIONAL SERVICE</b>		
<b>23883 PROGRAM MANAGEMENT and CONSTRUCTION MANAGEMENT(PM/CM) for the RESIDENTIAL SOUND INSULATION PROGRAM(RSIP) at MDW &amp; ORD AIRPORTS, SPEC# 79381, RX# 46236</b>	Prime: COTTER	Contract Amt: \$35,000,000
CIVCON SERVICES, INC.	DBE	\$573,990
COTTER CONSULTING INC	DBE	\$2,341,915
DEANGELO MCDONOUGH CONSTRUCTION MGMT CO.	DBE	\$216,794
ENTERPRISE FLEET SERVICE	DBE	\$4,281
RODRIGUEZ AND ASSOCIATES, INC.	DBE	\$426,673
<b>25395 AIRPORT SECURITY CONSULTING AND SPECIALIZED SAFETY/SECURITY SERVICES AT ORD AND MDW INTERNATIONAL AIRPORTS</b>	Prime: COUNTER	Contract Amt: \$9,000,000
D.B. STERLIN CONSULTANTS, INC.	MBE	\$469,909
EJM ENGINEERING INC.	WBE	\$35,270
<b>27873 AVIATION PLANNING SERVICES (RFP) MULTIPLE AWARDS</b>	Prime: CRAWFORD, MURPHY & TILLY,	Contract Amt: \$25,000,000
BEST IMAGING SOLUTIONS, INC	WBE	\$3,067
SPAAN TECH, INC.	MBE	\$510
<b>23031 POTASSIUM ACETATE LIQUID RUNWAY DEICER FOR O'HARE AND MIDWAY INTERNATIONAL AIRPORTS</b>	Prime: CRYOTECH DEICING	Contract Amt: \$60,544,000
R.E. KAUS, INC.	WBE	\$6,300
<b>15304 SHUTTLE BUS SERVICES AT CHICAGO O'HARE INTERNATIONAL AIRPORT</b>	Prime: DELAWARE CARS/	Contract Amt: \$46,791,124
WEST FUELS INC	WBE	\$603,642
<b>5432 Program Management Services for Chicago Airport System</b>	Prime: DMJM AVIATION	Contract Amt: \$92,500,000
CIVCON SERVICES, INC.	MBE	\$610,484
MCKISSACK & MCKISSACK MIDWEST	MBE	\$1,100,215
REGINA WEBSTER & ASSOCIATES,	WBE	\$1,224,530
SYNCHRONOUS ENERGY SOLUTIONS	MBE	\$883,646
<b>28512 ANCHOR BASE ALUMINUM POLES, MAST ARMS, BREAKAWAY TRANSFORMER BASES, DISCONNECT HARDWARE AND RELATED SUPPLIES FOR THE CHICAGO DEPARTMENT OF AVIATION, Spec #115367, Req# 79111, RFQ# 4239</b>	Prime: ELECTRICAL RESOURCE	Contract Amt: \$11,581,030
ELECTRICAL RESOURCE MANAGEMENT	MBE	\$90,519
<b>12498 Environmental Assessment and Engineering Services (various categories)</b>	Prime: ENVIRONMENTAL	Contract Amt: \$6,675,041
ENVIRONMENTAL DESIGN INT'L	MBE	\$50,695
ENVIRONMENTAL DESIGN INT'L	WBE	\$43,024
<b>33035 NEW HIGH INTENSITY DISCHARGE (HID), INCANDESCENT, FLUORESCENT AND MISCELLANEOUS LAMPS (GROUP I)</b>	Prime: EVERGREEN / MZI	Contract Amt: \$3,509,000
EVERGREEN / MZI JV	WBE	\$63,532
<b>24045 MULTIPLE AWARDS BLANKET AGREEMENT FOR ELECTRICAL SUPPLIES</b>	Prime: EVERGREEN	Contract Amt: \$905,000
EVERGREEN SUPPLY CO	WBE	\$2,395
<b>27955 VARIOUS ELECTRICAL LIGHTING AND SUPPLIES</b>	Prime: EVERGREEN	Contract Amt: \$36,075,000
EVERGREEN SUPPLY CO.	WBE	\$1,102,026



**City of Chicago Department of Aviation**  
**CDA & OMP Vendor List by PO - Payments**  
 Construction and NonConstruction Contracts  
 Paid between: 10/1/2016 and 9/30/2017

Vendor Name	Classification	Paid
<b>PROFESSIONAL SERVICE</b>		
<b>26624 PROFESSIONAL TASK ORDER SERVICES: GROUP B) AIRPORT ENGINEERING (NON-FEDERAL)</b>	<b>Prime: EXP U.S.</b>	<b>Contract Amt: \$8,000,000</b>
BEST IMAGING SOLUTIONS, INC	WBE	\$46
GARZA KARHOFF ENGINEERING LLC	MBE	\$1,273
GARZA KARHOFF ENGINEERING LLC	WBE	\$45,564
MILHOUSE ENGINEERING & CONSTRUCTION INC.	MBE	\$144,971
<b>26641 PROFESSIONAL TASK ORDER SERVICES: GROUP B) AIRPORT ENGINEERING (FEDERALLY FUNDED)</b>	<b>Prime: EXP U.S.</b>	<b>Contract Amt: \$8,000,000</b>
ENVIRONMENTAL DESIGN INT'L	DBE	\$65,549
MILHOUSE ENGINEERING & CONSTRUCTION INC.	DBE	\$5,100
<b>32043 Architectural Task Order Services Agreement (Previously PO#16896)</b>	<b>Prime: EXP U.S.</b>	<b>Contract Amt: \$3,650,531</b>
BEST IMAGING SOLUTIONS, INC.	WBE	\$2,368
DELTA ENGINEERING GROUP LLC	MBE	\$11,243
MORCOM N V INC	MBE	\$6,200
<b>26053 Water Treatment Services at the O'Hare and Midway International Airports</b>	<b>Prime: FEHR SOLUTIONS</b>	<b>Contract Amt: \$878,593</b>
FLUIDCLARITY, LTD.	MBE	\$35,548
GRACE ANALYTICAL LAB, INC.	WBE	\$15,442
<b>16031 OMP ARCHITECTURAL TASK ORDER SERVICES AGREEMENT</b>	<b>Prime: GHAFARI</b>	<b>Contract Amt: \$5,000,000</b>
BEST IMAGING SOLUTIONS, INC	WBE	\$3,059
RUBINOS & MESIA ENGINEERS INC.	MBE	\$12,625
VISTARA CONSTRUCTION SERVICES	MBE	\$25,495
<b>16910 Mechanical Engineering Task Order Services Agreement</b>	<b>Prime: GLOBETROTTERS ENGINEERING</b>	<b>Contract Amt: \$5,000,000</b>
GLOBETROTTERS ENGINEERING CORPORATION	MBE	\$125,342
SPAAN TECH, INC.	WBE	\$15,114
<b>20952 TARGET MARKET ARCHITECTURAL DESIGN FOR OMP COMPLETION PHASE</b>	<b>Prime: GLOBETROTTERS ENGINEERING</b>	<b>Contract Amt: \$5,000,000</b>
GLOBETROTTERS ENGINEERING CORPORATION	MBE	\$542,505
MILHOUSE ENGINEERING & CONSTRUCTION INC.	MBE	\$146,665
SPAAN TECH, INC.	MBE	\$138,053
SPAAN TECH, INC.	WBE	\$60,315
<b>19847 Lead Engineering Design Services, Runway 9C-27C - OMP, Spec# 66935, Req# 42723</b>	<b>Prime: HNTB</b>	<b>Contract Amt: \$27,975,492</b>
APS CONSULTING, INC.	MBE	\$717,080
AUTUMN CONSTRUCTION SERVICES, INC.	WBE	\$382,911
CHERI K. LEWIS ENGINEERING LLC dba CKL ENGINEERS LLC	MBE	\$11,042
MILHOUSE ENGINEERING & CONSTRUCTION INC.	MBE	\$1,738,496
WANG ENGINEERING, INC.	MBE	\$128,341
<b>24483 MAINTENANCE, INSPECTION AND REPAIR OF HIGH TEMPERATURE WATER GENERATORS, HOT WATER BOILERS AND HEAT EXCHANGERS AT CHICAGO O'HARE INTERNATIONAL AIRPORT</b>	<b>Prime: INDEPENDENT MECHANICAL IND</b>	<b>Contract Amt: \$5,000,360</b>
CHICAGO UNITED INDUSTRIES, LTD	MBE	\$14,178
<b>17119 Fencing Installation, Spec 60029</b>	<b>Prime: INDUSTRIAL</b>	<b>Contract Amt: \$11,947,680</b>
INDUSTRIAL FENCE INC.	MBE	\$934,300
<b>18041 JANITORIAL SUPPLIES</b>	<b>Prime: INTER-CITY</b>	<b>Contract Amt: \$20,425,726</b>
INTER-CITY SUPPLY CO., INC.	MBE	\$38,533
<b>24042 MULTIPLE AWARDS BLANKET AGREEMENT CONTRACT FOR ELECTRICAL SUPPLIES</b>	<b>Prime: J P SIMONS &amp; CO</b>	<b>Contract Amt: \$122,500</b>
J P SIMONS & CO	WBE	\$6,754





City of Chicago Department of Aviation  
**CDA & OMP Vendor List by PO - Payments**  
 Construction and NonConstruction Contracts  
 Paid between: 10/1/2016 and 9/30/2017

Vendor Name	Classification	Paid
<b>PROFESSIONAL SERVICE</b>		
<b>27512 VARIOUS FLUORESCENT BALLASTS OF IGNITORS</b>	<b>Prime: J P SIMONS &amp; CO</b>	<b>Contract Amt: \$683,891</b>
J P SIMONS & CO	WBE	\$7,097
<b>28956 AIRSIDE SNOW REMOVAL AT O'HARE INTERNATIONAL AIRPORT (SPEC #115873)</b>	<b>Prime: J S RIEMER INC</b>	<b>Contract Amt: \$8,265,125</b>
NEWCASTLE TUCKPOINTING, INC	MBE	\$80,630
PETROMEX INC.	MBE	\$63,670
<b>26633 PROFESSIONAL TASK ORDER SERVICES: GROUP B) AIRPORT ENGINEERING (NON-FEDERAL)</b>	<b>Prime: JACOBS</b>	<b>Contract Amt: \$14,800,000</b>
ALTAMANU, INC.	MBE	\$7,476
ALTAMANU, INC.	WBE	\$47,598
CCJM ENGINEERS, LTD.	MBE	\$495,715
D.B. STERLIN CONSULTANTS, INC.	MBE	\$256,419
EJM ENGINEERING INC.	WBE	\$2,064
ENVIRONMENTAL DESIGN INT'L	WBE	\$4,989
MILHOUSE ENGINEERING & CONSTRUCTION INC.	MBE	\$27,880
MULLER & MULLER, LTD.	WBE	\$421,861
RUBINOS & MESIA ENGINEERS INC.	MBE	\$6,093
SANCHEZ & ASSOCIATES	MBE	\$20,457
WANG ENGINEERING, INC.	MBE	\$181,873
<b>26638 PROFESSIONAL TASK ORDER SERVICES: GROUP B) AIRPORT ENGINEERING (FEDERALLY FUNDED)</b>	<b>Prime: JACOBS</b>	<b>Contract Amt: \$8,000,000</b>
ENVIRONMENTAL DESIGN INT'L	DBE	\$3,597
MILHOUSE ENGINEERING & CONSTRUCTION INC.	DBE	\$40,298
WANG ENGINEERING, INC.	DBE	\$10,944
<b>26618 COMPREHENSIVE INTEGRATED PEST CONTROL SERVICES FOR CHICAGO O'HARE AND MIDWAY INTERNATIONAL AIRPORTS</b>	<b>Prime: JAMES PEST</b>	<b>Contract Amt: \$1,126,100</b>
G COOPER OIL CO INC	WBE	\$5,399
JAMES PEST CONTROL INC	MBE	\$197,039
<b>26753 GROUP A) ASPHALT OVERLAY, ASPHALT PATCHING, PAVEMENT GROOVING AND GRINDING, AND JOINT SEALING FOR CDA</b>	<b>Prime: K-FIVE</b>	<b>Contract Amt: \$37,994,769</b>
GAYTON ENTERPRISES LLC	MBE	\$360,827
LUISE, INC.	WBE	\$100,210
NORTHWEST GENERAL CONTRACTORS,	MBE	\$6,570
PETROMEX INC	MBE	\$519,257
ROUGHNECK CONCRETE DRILLING	WBE	\$180,582
SONICAN TRUCKING, INC.	MBE	\$113,686
TERRELL MATERIALS CORPORATION	MBE	\$430,000
TRUCK KING, INC.	MBE	\$253,187
<b>36369 SNOW REMOVAL SERVICES AT MIDWAY INTERNATIONAL AIRPORT</b>	<b>Prime: K-FIVE</b>	<b>Contract Amt: \$8,923,925</b>
M. B. M. ENTERPRISES, INC.	MBE	\$9,563
PETROMEX INC	MBE	\$265,201
<b>26636 PROFESSIONAL TASK ORDER SERVICES: GROUP B) AIRPORT ENGINEERING (NON-FEDERAL)</b>	<b>Prime: KIMLEY-HORN AND ASSOCIATES</b>	<b>Contract Amt: \$8,000,000</b>
LAND SURVEYING SERVICES, INC.	WBE	\$17,277
MILHOUSE ENGINEERING & CONSTRUCTION INC.	MBE	\$18,387
<b>14319 GENERAL AVIATION PLANNING TASK ORDER SERVICES</b>	<b>Prime: LANDRUM &amp;</b>	<b>Contract Amt: \$14,610,965</b>
BEST IMAGING SOLUTIONS, INC	WBE	\$460



City of Chicago Department of Aviation  
**CDA & OMP Vendor List by PO - Payments**  
 Construction and NonConstruction Contracts  
 Paid between: 10/1/2016 and 9/30/2017

Vendor Name	Classification	Paid
<b>PROFESSIONAL SERVICE</b>		
<b>27870 AVIATION PLANNING SERVICES (RFP) MULTIPLE AWARD</b>	<b>Prime: LANDRUM &amp;</b>	<b>Contract Amt: \$25,000,000</b>
BARRY TECHNOLOGIES INC.	MBE	\$50,778
BEST IMAGING SOLUTIONS, INC.	WBE	\$385
ENVIRONMENTAL DESIGN INT'L	MBE	\$17,588
INFRASTRUCTURE ENGINEERING INC	MBE	\$120,623
PRESENTATION & DESIGN, INC.	WBE	\$27,360
PRIMERA ENGINEERS, LTD.	MBE	\$121,390
ROSS BARNEY ARCHITECTS INC	WBE	\$37,340
UCG ASSOCIATES, INC.	MBE	\$5,013
UCG ASSOCIATES, INC.	WBE	\$74,053
<b>28075 ELECTRONIC LOGGING SYSTEM FOR MIDWAY INTERNATIONAL AIRPORT</b>	<b>Prime: LANDRUM &amp;</b>	<b>Contract Amt: \$230,005</b>
BARRY TECHNOLOGIES INC.	MBE	\$7,202
<b>30271 AIRPORT NOISE MANAGEMENT SERVICES (SPEC #113778)</b>	<b>Prime: LANDRUM &amp;</b>	<b>Contract Amt: \$11,000,000</b>
BARRY TECHNOLOGIES INC.	DBE	\$530,094
CONSOLIDATED PRINTING CO INC	DBE	\$5,331
<b>25354 Snow Removal Services (Landside) (Group B) at Chicago O'Hare Int'l Airport, Spec# 94629, Req# 57036</b>	<b>Prime: LINDAHL</b>	<b>Contract Amt: \$2,957,697</b>
ACURA INC	MBE	\$33,367
CHICAGOLAND TRUCKING	MBE	\$42,499
JNS, INC.	WBE	\$22,431
TRUCK KING, INC.	MBE	\$42,499
<b>26275 CASHIERING/ARMORED CAR SERVICES AT THE O'HARE AND MIDWAY INTERNATIONAL AIRPORTS</b>	<b>Prime: MB FINANCIAL</b>	<b>Contract Amt: \$3,500,000</b>
DIGBY'S DETECTIVE & SECURITY	MBE	\$1,362,864
RENARD LIMITED, LLC	MBE	\$6,030
TOTAL FACILITY MAINTENANCE INC	MBE	\$135,490
<b>26340 CHICAGO DEPT. OF AIRPORT JOC REHABILITATION OF AIRPORT FACILITES</b>	<b>Prime: MCDONAGH</b>	<b>Contract Amt: \$21,112,000</b>
ALL TECH ENERGY INC	WBE	\$7,235
CITY LIGHTS, LTD.	MBE	\$33,250
DND ELECTRIC, INC	MBE	\$239,633
GIM ELECTRIC CO. INC.	MBE	\$97,850
KEDMONT WATERPROOFING CO., INC	WBE	\$61,431
L & M WELDING CORP, INC.	MBE	\$32,728
M. CANNON ROOFINIG COMPANY LLC	MBE	\$3,522
MARTINEZ FROG'S, INC.	MBE	\$1,399
MECCOR INDUSTRIES LTD	MBE	\$17,230
MONDO TERRAZZO, INC.	WBE	\$1,975
MSM SOLUTIONS, INC.	MBE	\$10,000
NATIONAL PAINTING, INC.	WBE	\$8,450
PRODUCTION DISTRIBUTION COMPANIES	MBE	\$22,000
ROMERO STEEL COMPANY, INC.	MBE	\$13,000
S.A.M. CONSULTANTS, INC.	MBE	\$24,468
SCALE CONSTRUCTION CO., INC.	WBE	\$45,700
UPTOWN PAINTING & DECORATING INC.	MBE	\$6,000
VARIO CONSTRUCTION COMPANY INC	MBE	\$15,560
WESTERN REMAC, INC.	WBE	\$3,179
<b>22966 Decorating Services for Seasonal Display and Special Events, SPEC# 87353, RX# 50841</b>	<b>Prime: MCFARLANE DOUGLAS &amp;</b>	<b>Contract Amt: \$2,956,562</b>
MCFARLANE DOUGLAS & COMPANY	MBE	\$381,477



City of Chicago Department of Aviation  
**CDA & OMP Vendor List by PO - Payments**  
 Construction and NonConstruction Contracts  
 Paid between: 10/1/2016 and 9/30/2017

Vendor Name	Classification	Paid
<b>PROFESSIONAL SERVICE</b>		
<b>24043 MULTIPLE AWARDS BLANKET AGREEMENT FOR ELECTRICAL SUPPLIES</b>	Prime: MIDCO ELECTRIC	Contract Amt: \$825,250
MIDCO ELECTRIC SUPPLY, INC	WBE	\$4,948
<b>13280 MAINTENANCE AND REPAIR OF TERRAZZO</b>	Prime: MONDO	Contract Amt: \$20,762,825
MONDO TERRAZZO, INC.	WBE	\$88,032
<b>26645 PROFESSIONAL TASK ORDER SERVICES: GROUP A) FACILITIES ARCHITECTURE AND ENGINEERING (NON-FEDERAL)</b>	Prime: MULLER &	Contract Amt: \$8,000,000
DBHMS	MBE	\$261,829
DYNASTY GROUP, INC.	MBE	\$1,350
MATRIX ENGINEERING CORPORATION	MBE	\$71,487
MATRIX ENGINEERING, INC	MBE	\$149,131
MULLER & MULLER, LTD.	WBE	\$428,250
<b>26651 PROFESSIONAL TASK ORDER SERVICES: GROUP A) FACILITIES ARCHITECTURE AND ENGINEERING (FEDERALLY FUNDED)</b>	Prime: MULLER &	Contract Amt: \$11,731,793
MILHOUSE ENGINEERING & CONSTRUCTION INC.	DBE	\$95,989
MULLER & MULLER, LTD.	DBE	\$214,800
<b>9977 LEAD ENGINEERING SERVICES, OMP RUNWAY 10C-28R</b>	Prime: O'HARE AIRFIELD	Contract Amt: \$39,713,050
DELTA ENGINEERING, INC	DBE	\$55,739
MILHOUSE ENGINEERING & CONSTRUCTION INC.	DBE	\$52,353
<b>19852 Lead Engineering Design Services Runway 10R-28L - OMP, Spec# 66935, Req# 42654</b>	Prime: O'HARE RUNWAY DESIGNERS, LLC	Contract Amt: \$18,861,246
ABNA ENGINEERING INC.	MBE	\$2,552
ABNA OF ILLINOIS	MBE	\$5,224
CUSHING & COMPANY	WBE	\$16,663
JONES MOORE CONSTRUCTION & CONSULTING	MBE	\$98,129
LOUIS JONES ENTERPRISES, INC.	MBE	\$2,704
SPAAN TECH, INC.	WBE	\$10,546
<b>31987 HIGH SPEED SNOW BLOWERS; 2014 OSHKOSH MODEL HB2723B</b>	Prime: OJ WATSON	Contract Amt: \$14,814,800
CESAR'S EQUIPMENT CO.	MBE	\$68,376
<b>17702 Engineering Task Order Services Agreement for the OMP</b>	Prime: PATRICK	Contract Amt: \$5,000,000
SINGH & ASSOCIATES, INC.	MBE	\$2,843
TECHKNOW ENGINEERING, LLC	MBE	\$20,577
<b>26635 PROFESSIONAL TASK ORDER SERVICES: GROUP B) AIRPORT ENGINEERING (NON-FEDERAL)</b>	Prime: PATRICK	Contract Amt: \$8,000,000
ANGELO CONSTRUCTION SERVICES	MBE	\$12,335
D.B. STERLIN CONSULTANTS, INC.	MBE	\$4,683
DSI ASSOCIATES, INC.	WBE	\$11,108
<b>26642 PROFESSIONAL TASK ORDER SERVICES: GROUP B) AIRPORT ENGINEERING (FEDERALLY FUNDED)</b>	Prime: PATRICK	Contract Amt: \$8,000,000
APS CONSULTING, INC.	DBE	\$617
<b>25355 Snow Removal Services (Landside) Group A - at Chicago O'Hare Int'l Airport, Spec# 94629, Req# 57036</b>	Prime: PLOTE	Contract Amt: \$2,493,951
RICO ENTERPRISES, INC.	WBE	\$25,736
TRUCK KING, INC.	MBE	\$13,090
<b>28950 AIRSIDE SNOW REMOVAL AT O'HARE INTERNATIONAL AIRPORT (SPEC #115873)</b>	Prime: PLOTE	Contract Amt: \$8,068,425
ABITUA SEWER, WATER & PLUMBING	MBE	\$100,432



City of Chicago Department of Aviation  
**CDA & OMP Vendor List by PO - Payments**  
 Construction and NonConstruction Contracts  
 Paid between: 10/1/2016 and 9/30/2017

Vendor Name	Classification	Paid
<b>PROFESSIONAL SERVICE</b>		
<b>19573 STRIPING OF RUNWAYS, TAXIWAYS AND ROADWAYS FOR CHICAGO AIRPORT SYSTEM</b>	<b>Prime: PREFORM TRAFFIC</b>	<b>Contract Amt: \$19,661,637</b>
INDUSTRIA INC	MBE	\$128,357
MARKING SPECIALISTS CORP.	MBE	\$29,104
PETROMEX INC	MBE	\$60,155
RAE PRODUCTS & CHEMICALS CORP.	WBE	\$181,271
<b>16241 MAINTENANCE AND REPAIR OF FLOOR CARE MACHINES</b>	<b>Prime: PROMPT</b>	<b>Contract Amt: \$1,899,920</b>
PROMPT ELECTRIC	MBE	\$160
<b>20769 Roofing Inspection, Maintenance &amp; Repair, Spec# 74659, RX# 43464</b>	<b>Prime: R. COMMERCIAL ROOFING</b>	<b>Contract Amt: \$9,688,680</b>
GARTH BUILDING PRODUCTS	WBE	\$65,184
<b>26568 FEDERALLY FUNDED ARCHITECTURAL AND ENGINEERING SERVICES FOR THE RESIDENTIAL SOUND INSULATION PROGRAM</b>	<b>Prime: RADA</b>	<b>Contract Amt: \$5,000,000</b>
RADA ARCHITECTS, LTD.	DBE	\$92,540
<b>28085 REMOVAL OF RUBBER AND OTHER CONTAMINANTS FROM RUNWAYS AND OTHER PAVEMENTS AT CHICAGO O'HARE AND MIDWAY INTERNATIONAL AIRPORTS (SPEC #108950)</b>	<b>Prime: RAMPART HYDRO</b>	<b>Contract Amt: \$2,184,000</b>
PETROMEX INC	MBE	\$35,867
<b>26650 PROFESSIONAL TASK ORDER SERVICES: GROUP A) FACILITIES ARCHITECTURE AND ENGINEERING (FEDERALLY FUNDED)</b>	<b>Prime: REYNOLDS SMITH</b>	<b>Contract Amt: \$8,000,000</b>
GEO SERVICES, INC.	DBE	\$13,601
REYNOLDS SMITH & HILLS INC	DBE	\$151,469
SINGH & ASSOCIATES, INC.	DBE	\$126,454
VISTARA CONSTRUCTION SERVICES	DBE	\$31,980
<b>25098 AVIATION PLANNING MANAGEMENT AND CONSULTING SERVICES FOR O'HARE AND MIDWAY INTERNATIONAL AIRPORTS</b>	<b>Prime: RICONDO &amp;</b>	<b>Contract Amt: \$50,000,000</b>
D & G CONSULTING GROUP, LLC	WBE	\$125,174
GRAPHIC SUPPORT SERVICES INC	WBE	\$56,676
MIDWEST ARCHAEOLOGICAL	WBE	\$2,819
RICONDO & ASSOCIATES INC	MBE	\$9,485,014
SANCHEZ & ASSOCIATES, P. C.	MBE	\$40,645
<b>17157 Architectural Task Order Services Agreement</b>	<b>Prime: ROSS BARNEY</b>	<b>Contract Amt: \$5,000,000</b>
CCS INTERNATIONAL INC	MBE	\$15,901
ROSS BARNEY ARCHITECTS INC	WBE	\$215
<b>26647 PROFESSIONAL TASK ORDER SERVICES: GROUP A) FACILITIES ARCHITECTURE AND ENGINEERING (NON-FEDERAL)</b>	<b>Prime: ROSS BARNEY</b>	<b>Contract Amt: \$8,000,000</b>
CCS INTERNATIONAL INC	MBE	\$14,338
GLOBETROTTERS ENGINEERING CORPORATION	MBE	\$50,640
ROSS BARNEY ARCHITECTS INC	WBE	\$126,293
<b>26659 GROUP A) AIRSIDE CONCRETE MAINTENANCE AT O'HARE &amp; MIDWAY, SHOTCRETE (LANDSIDE &amp; AIRSIDE) AT O'HARE &amp; MIDWAY, AND RAMP REPLACEMENT AT MIDWAY; AND GROUP B) RAMP REPLACEMENT AT O'HARE</b>	<b>Prime: ROSSI</b>	<b>Contract Amt: \$60,867,074</b>
CHICAGOLAND TRUCKING	MBE	\$218,270
INDUSTRIA INC	MBE	\$327,252
LUISE, INC.	WBE	\$22,957
ORNELAS CONSTRUCTION CO.	MBE	\$1,962,737
S.A.M. CONSULTANTS, INC.	MBE	\$101,290
WEST FUELS, INC.	WBE	\$120,194



City of Chicago Department of Aviation  
**CDA & OMP Vendor List by PO - Payments**  
 Construction and NonConstruction Contracts  
 Paid between: 10/1/2016 and 9/30/2017

Vendor Name	Classification	Paid
<b>PROFESSIONAL SERVICE</b>		
<b>28946 AIRPORT MAINTENANCE AND REPAIR FOR O'HARE AND MIDWAY INTERNATIONAL AIRPORTS</b>	<b>Prime: ROSSI</b>	<b>Contract Amt: \$19,407,502</b>
CHICAGOLAND TRUCKING	MBE	\$74,205
CHRISTY WEBBER	WBE	\$38,172
II IN ONE CONTRACTORS, INC.	MBE	\$557,669
INDUSTRIA INC	MBE	\$368,227
LUISE, INC.	WBE	\$1,685
ORNELAS CONSTRUCTION CO.	MBE	\$198,249
PETROMEX INC	MBE	\$15,000
WEST FUELS INC	WBE	\$334,546
<b>16508 OMP Engineering Task Order Services Agreement</b>	<b>Prime: RS &amp; H ILLINOIS</b>	<b>Contract Amt: \$5,000,000</b>
CUSHING & COMPANY	WBE	\$609
RUBINOS & MESIA ENGINEERS INC.	MBE	\$3,871
<b>26634 PROFESSIONAL TASK ORDER SERVICES: GROUP B) AIRPORT ENGINEERING (NON-FEDERAL)</b>	<b>Prime: RUBINOS &amp; MESIA ENGINEERS INC.</b>	<b>Contract Amt: \$8,000,000</b>
BEST IMAGING SOLUTIONS, INC	WBE	\$1,601
CUSHING & COMPANY	WBE	\$1,384
ENVIRONMENTAL DESIGN INT'L	MBE	\$6,758
INTELLIGENT DESIGN &	WBE	\$36,740
RUBINOS & MESIA ENGINEERS INC.	MBE	\$54,863
RUBINOS & MESIA ENGINEERS INC.	WBE	\$171,327
<b>26639 PROFESSIONAL TASK ORDER SERVICES: GROUP B) AIRPORT ENGINEERING (FEDERALLY FUNDED)</b>	<b>Prime: RUBINOS &amp; MESIA ENGINEERS INC.</b>	<b>Contract Amt: \$8,000,000</b>
ENVIRONMENTAL DESIGN INT'L	DBE	\$260
RUBINOS & MESIA ENGINEERS INC.	DBE	\$88,415
<b>32519 FOAM GLASS MATERIAL ARRESTING SYSTEM FOR O'HARE AND MIDWAY INTERNATIONAL AIRPORTS (SPEC #130764)</b>	<b>Prime: RUNWAY SAFE</b>	<b>Contract Amt: \$18,000,000</b>
FLOOD TESTING LABORATORIES	WBE	\$4,794
<b>28297 PARKING ACCESS AND REVENUE CONTROL TECHNOLOGY FOR CHICAGO O'HARE INTL AIRPORT, Spec# 99248</b>	<b>Prime: SCHEIDT &amp;</b>	<b>Contract Amt: \$14,097,966</b>
SPAAN TECH, INC.	MBE	\$394,641
<b>26920 MAINTENANCE, REPAIR, AND UPGRADE OF ELEVATORS, ESCALATORS, MOVING WALKS, DUMBWAITERS, WHEELCHAIR LIFTS, AND RELATED EQUIPMENT FOR CHICAGO O'HARE INTERNATIONAL AIRPORT</b>	<b>Prime: SCHINDLER</b>	<b>Contract Amt: \$9,871,287</b>
PROFESSIONAL ELEVATOR SERVICES	MBE	\$714,008
<b>46733 CONTRACT ASSIGNMENT; FORMER PO #30811 - TECHNICAL SUPPORT AND MAINTENANCE OF THE INTEGRATED SAFETY, SECURITY AND OPERATIONS COMMAND AND CONTROL SYSTEMS (ISSOCCS) AT O'HARE AND MIDWAY INTERNATIONAL AIRPORTS (SPEC #113339)</b>	<b>Prime: SDI PRESENCE</b>	<b>Contract Amt: \$53,069,651</b>
GMS CONSULTING, INC.	WBE	\$180,475
PACE SYSTEMS, INC/DBA	MBE	\$122,817
SMARTECHS.NET D/B/A SUNRISE TECHNOLOGY, INC.	MBE	\$143,910
VISION TECH	MBE	\$204,765
VISIONT ECH	MBE	\$166,490
WYNNDALCO ENTERPRISES, LLC	MBE	\$116,205
<b>46920 PUBLIC ADDRESS SYSTEM UPGRADES FOR O'HARE INTERNATIONAL AIRPORT (SPEC #124497)</b>	<b>Prime: SDI PRESENCE</b>	<b>Contract Amt: \$16,750,000</b>
CABLE COMMUNICATIONS, INC.	WBE	\$47,491
PACE SYSTEMS INC.	MBE	\$471,900
SDI PRESENCE LLC	MBE	\$418,547



City of Chicago Department of Aviation  
**CDA & OMP Vendor List by PO - Payments**  
 Construction and NonConstruction Contracts  
 Paid between: 10/1/2016 and 9/30/2017

Vendor Name	Classification	Paid
<b>PROFESSIONAL SERVICE</b>		
<b>30811 TECHNICAL SUPPORT AND MAINTENANCE OF THE INTEGRATED SAFETY, SECURITY AND OPERATIONS COMMAND AND CONTROL SYSTEMS (ISSOCCS) AT O'HARE AND MIDWAY INTERNATIONAL AIRPORTS (SPEC #113339)</b>	Prime: SDI SOLUTIONS	Contract Amt: \$60,000,000
GMS CONSULTING, INC.	WBE	\$16,093
PACE SYSTEMS, INC/DBA	MBE	\$10,502
SMARTCHS.NET D/B/A SUNRISE TECHNOLOGY, INC.	MBE	\$12,707
VISION TECH	MBE	\$31,731
WYNNDALCO ENTERPRISES, LLC	MBE	\$9,898
<b>24835 MULTIPLE AWARDS FOR RENTAL AND MAINTENANCE OF PORTABLE CHEMICAL TOILETS, SINKS, WASTE WATER BARRELS, WATERLESS HAND SANITIZER DISPENSERS AND FRESH WATER TRAILERS - AWARDED GROUPS A, B, &amp; C</b>	Prime: SERVICE	Contract Amt: \$3,529,439
PETROMEX INC.	MBE	\$76,194
WEST FUELS, INC.	WBE	\$15,320
<b>28945 MAINTENANCE OF THE SUPERVISORY MONITORING SYSTEM (SMS) AND THE FIRE ALARM SYSTEM (FAS)</b>	Prime: SIEMENS	Contract Amt: \$17,018,651
QUANTUM CROSSINGS LLC	MBE	\$846,400
<b>26443 PROPERTY MANAGEMENT SERVICES FOR MIDWAY INTERNATIONAL AIRPORT</b>	Prime: SKYLINE	Contract Amt: \$98,621,442
CABLE COMMUNICATIONS, INC.	WBE	\$1,973,436
CORPORATE CLEANING SERVICES	WBE	\$85,589
CRISTINA FOODS, INC.	MBE	\$295,359
DIVERSE FACILITY SOLUTION INC.	MBE	\$6,373,877
JAMES PEST CONTROL INC	MBE	\$39,111
LAURAL SUPPLY CORP.	WBE	\$107,676
MCFARLANE DOUGLAS & COMPANY	MBE	\$134,304
ORNELAS CONSTRUCTION CO.	MBE	\$261,730
PRODUCTION DISTRIBUTION COMPANIES	MBE	\$65,783
<b>27075 PROPERTY MANAGEMENT SERVICES FOR TERMINAL 5 AT O'HARE INTERNATIONAL AIRPORT</b>	Prime: SKYLINE MANAGEMENT	Contract Amt: \$61,734,513
CABLE COMMUNICATIONS, INC.	WBE	\$2,060,985
CRISTINA FOODS, INC.	MBE	\$474,080
DIVERSE FACILITY SOLUTION INC.	MBE	\$3,444,119
JAMES PEST CONTROL INC	MBE	\$47,669
MCFARLANE DOUGLASS & CO	MBE	\$36,495
ORNELAS CONSTRUCTION CO.	MBE	\$1,123,896
PRODUCTION DISTRIBUTION COMPANIES	MBE	\$2,842
<b>26652 PROFESSIONAL TASK ORDER SERVICES: GROUP A) FACILITIES ARCHITECTURE AND ENGINEERING (FEDERALLY FUNDED)</b>	Prime: SOLOMON CORDWELL	Contract Amt: \$8,000,000
DELTA ENGINEERING GROUP LLC	DBE	\$754



City of Chicago Department of Aviation  
**CDA & OMP Vendor List by PO - Payments**  
 Construction and NonConstruction Contracts  
 Paid between: 10/1/2016 and 9/30/2017

Vendor Name	Classification	Paid
<b>PROFESSIONAL SERVICE</b>		
<b>26601 MANAGEMENT OF PUBLIC PARKING FACILITIES AND GROUND TRANSPORTATION AT CHICAGO O'HARE INTL AIRPORT, Spec# 97199</b>	<b>Prime: SP PLUS</b>	<b>Contract Amt: \$152,556,442</b>
A & R JANITORIAL SERVICE, INC.	WBE	\$1,236,509
A.M.C. MECHANICAL, INC.	MBE	\$46,051
AREM CONTAINER & SUPPLY CO.	WBE	\$40,485
CAVALRY FIRE PROTECTION	MBE	\$29,962
COST/COPY CONSULTANTS, INC.	WBE	\$12,345
CROWN PAINTING, INC.	WBE	\$485,211
DIGBY'S DETECTIVE & SECURITY	MBE	\$449,721
EMBOSSSED SIGNS	WBE	\$41,144
EVERGREEN SUPPLY CO.	WBE	\$36,310
EVERLIGHTS, INC.	WBE	\$3,639
GIM ELECTRIC CO., INC.	MBE	\$409,607
GLOBETROTTERS ENGINEERING CORPORATION	MBE	\$257,255
MEADOWS OFFICE SUPPLY	WBE	\$43,630
PROGRESSIVE INDUSTRIES, INC.	WBE	\$45,337
SPAAN TECH, INC.	MBE	\$406,638
SUMIT CONSTRUCTION CO., INC.	MBE	\$500
TELEPLUS, INC.	WBE	\$268,809
VARGAS GROUP INC.	MBE	\$6,276,461
WORLD'S PRINTING & SPECIALTIES CO., LTD.	MBE	\$35,973
<b>26600 Management of Parking and Ground Transportation Facilities Midway Int'l Airport, Spec# 87223</b>	<b>Prime: STANDARD</b>	<b>Contract Amt: \$69,746,678</b>
A & R JANITORIAL SERVICE, INC.	WBE	\$1,297,816
A. M. C. MECHANICAL, INC.	MBE	\$130,133
A.M.C. MECHANICAL, INC.	MBE	\$7,174
AREM CONTAINER & SUPPLY CO.	WBE	\$37,641
COST/COPY CONSULTANTS, INC.	WBE	\$2,516
CROWN PAINTING, INC.	WBE	\$118,278
DIGBY'S DETECTIVE & SECURITY	MBE	\$811,823
EMBOSSSED SIGNS	WBE	\$23,355
EVERGREEN SUPPLY CO.	WBE	\$68,058
GIM ELECTRIC CO., INC.	MBE	\$154,253
MEADOWS OFFICE SUPPLY	MBE	\$26,159
OLD VETERANS CONSTRUCTION, INC	MBE	\$236,734
PETTY'S EXTERMINATING COMPANY	MBE	\$5,795
PROGRESSIVE CONCEPTS & SOLUTIO	WBE	\$12,199
SKYWAY ELEVATOR REPAIR CO.	MBE	\$151,770
SPAAN TECH, INC.	MBE	\$139,178
T & J PLUMBING, INC.	WBE	\$3,212
TELEPLUS, INC.	WBE	\$4,659
WORLD'S PRINTING & SPECIALTIES CO., LTD.	MBE	\$6,305
<b>26576 800KW, 900 KW, AND 1,800 KW TURBINE GENERATORS AT O'HARE</b>	<b>Prime: STEVE'S EQUIPMENT</b>	<b>Contract Amt: \$1,352,400</b>
STEVE'S EQUIPMENT SERVICE (SES)	MBE	\$207,932
<b>20434 Landside Concrete Repair and Replacement (Group A) and Rehabilitation of Concrete Structures with Shot Crete Airside and Landside (Gorup B) for Chicago Airport System</b>	<b>Prime: SUMIT</b>	<b>Contract Amt: \$4,197,086</b>
MEDINA TRANSPORT, INC.	WBE	\$19,978
SUMIT CONSTRUCTION CO., INC.	MBE	\$425,750



City of Chicago Department of Aviation  
**CDA & OMP Vendor List by PO - Payments**  
 Construction and NonConstruction Contracts  
 Paid between: 10/1/2016 and 9/30/2017

Vendor Name	Classification	Paid
<b>PROFESSIONAL SERVICE</b>		
<b>26228 Asbestos Abatement, Lead Based Paint Mitigation and Microbial Remediation Services for Chicago O'Hare and Midway Int'l Airports, Spec# 99264, Req# 61693, RFQ# 3776</b>	<b>Prime: TECNICA ENVIRONMENTAL</b>	<b>Contract Amt: \$1,635,733</b>
TECNICA ENVIRONMENTAL SERVICES	MBE	\$130,952
<b>24532 NEW ECONOMY PARKING STRUCTURE (RFQ)</b>	<b>Prime: TRANSYSTEMS</b>	<b>Contract Amt: \$28,770,637</b>
CAROL NAUGHTON & ASSOC., INC.	WBE	\$31,698
DANIEL WEINBACH & PARTNERS LTD	WBE	\$3,150
DELTA ENGINEERING GROUP LLC	MBE	\$343,407
ROSS BARNEY ARCHITECTS INC	WBE	\$371,042
SINGH & ASSOCIATES, INC.	MBE	\$181,763
<b>24597 SERVICING AND SUPPLYING OF ACTIVATED CHARCOAL FILTER CELLS FOR AIR HANDLING UNITS FOR CHICAGO O'HARE INTERNATIONAL AIRPORT</b>	<b>Prime: TRI DIM FILTER</b>	<b>Contract Amt: \$3,626,239</b>
PRODUCTION DISTRIBUTION COMPANIES	MBE	\$70,394
PROGRESSIVE INDUSTRIES, INC.	WBE	\$18,744
<b>24050 PROGRAM FINANCE SERVICES FOR THE CHICAGO AIRPORT SYSTEM</b>	<b>Prime: UNISON</b>	<b>Contract Amt: \$27,729,949</b>
BRONNER GROUP, LLC.	WBE	\$210,215
GLADYS R. WILSON & ASSOCIATES	WBE	\$242,441
GLOBETROTTERS ENGINEERING CORPORATION	MBE	\$1,032,134
PERALTA GARCIA SOLUTIONS LLC	WBE	\$213,326
UNISON CONSULTING INC	MBE	\$2,816,297
VISTARA CONSTRUCTION SERVICES	MBE	\$335,037
<b>26231 CONCESSIONS MANAGEMENT SERVICES AT THE O'HARE AND MIDWAY INTERNATIONAL AIRPORTS</b>	<b>Prime: UNISON</b>	<b>Contract Amt: \$32,000,000</b>
EAST LAKE MANAGEMENT	MBE	\$290,226
GLOBETROTTERS ENGINEERING CORPORATION	MBE	\$1,017,560
GRAPHIC SUPPORT SERVICES INC	WBE	\$526,793
UNISON CONSULTING INC	MBE	\$2,778,712
<b>26971 Comprehensive Custodial/Window Cleaning and Related Hygiene and Disposal Services for Chicago O'Hare Int'l Airport, Spec# 97533, Req# 59980, RFQ# 3741</b>	<b>Prime: UNITED</b>	<b>Contract Amt: \$107,290,395</b>
CORPORATE CLEANING SERVICES	WBE	\$456,500
EVERY BLOOMIN INDUSTRIAL	WBE	\$494,428
GERALEX, INC.	MBE	\$2,052,985
INTER-CITY SUPPLY CO., INC.	MBE	\$1,242,386
<b>14731 UNARMED SECURITY GUARD SERVICES FOR CHICAGO AIRPORT SYSTEM</b>	<b>Prime: UNIVERSAL</b>	<b>Contract Amt: \$75,412,665</b>
MAJESTIC PROTECTIVE SRVS INC.	WBE	\$10,393
<b>29126 ENVIRONMENTAL COMPLIANCE SERVICES (RFP) FOR CHICAGO O'HARE AND MIDWAY INTERNATIONAL AIRPORTS</b>	<b>Prime: URS</b>	<b>Contract Amt: \$2,000,000</b>
CARNOW CONIBEAR & ASSOC., LTD.	WBE	\$2,477
<b>22388 WASTE DISPOSAL, RECYCLING SERVICES AND RENTAL OF RELATED EQUIPMENT</b>	<b>Prime: WASTE MANAGEMENT OF</b>	<b>Contract Amt: \$10,623,226</b>
G COOPER OIL	WBE	\$68,658
PETROMEX INC.	MBE	\$257,850





City of Chicago Department of Aviation  
**CDA & OMP Vendor List by PO - Payments**  
 Construction and NonConstruction Contracts  
 Paid between: 10/1/2016 and 9/30/2017

Vendor Name	Classification	Paid
<b>PROFESSIONAL SERVICE</b>		
<b>18654 Surface Transportation Planning Studies (Categories 1 through 4)</b>	<b>Prime: WSP USA INC.</b>	<b>Contract Amt: \$4,000,000</b>
ENVIRONMENTAL DESIGN INT'L	MBE	\$17,123
ENVIRONMENTAL DESIGN INT'L	WBE	\$3,196
GSG CONSULTANTS, INC.	MBE	\$108,798
METRO STRATEGIES	WBE	\$1,359
MULLER & MULLER, LTD.	WBE	\$37,783
THE RODERICK GROUP INC	MBE	\$8,536
<b>30370 CONSTRUCTION MANAGEMENT SERVICES FOR THE O'HARE MODERNIZATION PROGRAM ( PREVIOUSLY PO # 9613)</b>	<b>Prime: WSP USA INC.</b>	<b>Contract Amt: \$173,000,000</b>
ARDMORE ASSOCIATES, LLC	WBE	\$1,224,039
BROWN & MOMEN ASSOCIATES, INC.	MBE	\$1,125,900
D'ESCOTO, INC.	MBE	\$1,100,612

Printed: Friday, November 3, 2017 2:49:21PM

C:\Windows\TEMP\\_14B Vendor List Ethnicity Const ProServ PO and Amounts PAID (7B0F01D1-A42E-497A-A889-76358E34BF46).rpt



CHICAGO DEPARTMENT OF AVIATION  
CITY OF CHICAGO

**MEMORANDUM**

**To:** The Honorable Carrie M. Austin  
Chairman, Committee on the Budget and Government Operations

**From:** Ginger S. Evans  
Commissioner  
Chicago Department of Aviation

**CC:** Deanne Millison  
Mayor's Office of Legislative Counsel and Government Affairs

**Date:** November 1, 2017

**Re:** Request for Information from Annual Appropriation Committee Hearing

**ID#:** 85-16

---

The following information is in response to questions posed at our department's hearing on October 30, 2017 to discuss the proposed 2018 budget.

Alderman Hairston asked for a racial break-out of the jobs created, cited in the opening remarks, for the Joint Use Facility / Multi Modal Facility.

Please see the attached Summary of Workforce Utilization for this project to date. Hours that are tracked are based on prevailing wages and do not include managerial or other indirect work, such as accounting or administrative hours, for the project. Please note that for federally funded contracts, hours worked is the unit of measure used to track hiring per federal requirements. This does not directly translate to FTEs, as hours worked are based on project hours and not annual hours. Certain phases of the project might require less than one year to complete (e.g. painting or landscaping) and thus employees may not be working for a full year.

As tracked through the certified payroll reports for on-site employees, the Joint Use Facility / Multi Modal Facility project has logged a total of 826,000 man-hours for the last two years. This project is currently under construction with an estimated completion date of the 4<sup>th</sup> quarter of 2018. Additional man-hours will be incurred for the 20% remaining to be completed for this construction project.

## **G\_Cc257MonthlyEmpUtilCtrReport**

[Abbey Paving Company, Inc](#)  
[Abitua Sewer, Water & Plumbing Inc.](#)  
[Aldridge Electric](#)  
[All American Exterior Solutions](#)  
[Alliance Concrete Sawing and Drilling](#)  
[AMS Earth Movers, Inc.](#)  
[Anderson and Shah Roofing, Inc.](#)  
[Antigo Construction, Inc.](#)  
[Arrow Road Construction Company](#)  
[ARS Contracting, Inc.](#)  
[Artlow Systems, Inc.](#)  
[Ascher Brothers Co](#)  
[Atlantic Painting](#)  
[Atlas Crane Service](#)  
[Atlas Crane Service Inc.](#)  
[Austin Electric, Inc.](#)  
[Autumn Construction Services, Inc.](#)  
[B&B Construction & Excavating, Inc.](#)  
[Badger Daylighting](#)  
[Barrier Corp](#)  
[Bartkowski Life Safety](#)  
[Bedrock Stabilization Inc.](#)  
[BIOFOAM](#)  
[Bourbon Tile & Marble, Inc.](#)  
[Built Best Fence Co., Inc.](#)  
[BUTLER CORING, INC](#)  
[Cable Communications, Inc.](#)  
[Cabo Construction Corp.](#)  
[Case Foundation Company](#)  
[Chicago Cut Concrete Cutting](#)  
[Chicago Steel Construction, LLC](#)  
[CHICAGOLAND TRUCKIN](#)  
[CHICAGOLAND TRUCKIN, INC.](#)  
[CLAUSEN STRUCTURES](#)  
[Cobra Concrete Cutting Services](#)  
[Cobra Concrete Cutting Services / Abitua](#)  
[Combined Roofing Services, LLC](#)  
[Core-vette Coring & Sawing, Inc.](#)  
[Crouch Seranko Masonry](#)  
[CT Mechanical 2121.007](#)  
[CT Mechanical 2121.006](#)  
[Del Toro Landscaping, Inc.](#)  
[Designed Equipment Corporation](#)  
[DND Electric, Inc.](#)  
[Dywidag-Systems International](#)  
[Electric Power Systems](#)  
[Engineered Wall Systems Midwest, Inc](#)  
[Escarpita Construction Co](#)  
[F & T FIRE PROTECTION](#)  
[F.E. Moran](#)  
[F.H. Paschen, S.N. Nielsen & Associates LLC](#)  
[FURMANITE AMERICA INC.](#)  
[G&C Construction & Sealants, Inc.](#)  
[Gateway Concrete Forming Systems, Inc.](#)  
[Gateway Glazing, Inc](#)  
[Gatwood Crane Service, Inc.](#)  
[Gibson Electric](#)  
[Gim Electric Co., Inc.](#)

[H. R. Stewart, Inc.](#)  
[Hard Rock Concrete Cutters, Inc.](#)  
[Hemingway Chimney](#)  
[Highway Safety Corp.](#)  
[Hill Mechanical Corporation](#)  
[Holian Insulation Co, Inc.](#)  
[Homer Tree Service, Inc.](#)  
[House of Doors, Inc](#)  
[II IN ONE CONTRACTORS, INC.](#)  
[Illinois Central Sweeping, LLC](#)  
[Imperial Crane Services, Inc.](#)  
[Industrial Fence, Inc.](#)  
[J. Gill and Company](#)  
[J. M. Irrigation, LLC](#)  
[J.P. Larsen Inc.](#)  
[Jade Carpentry](#)  
[JB Erectors, Inc.](#)  
[JG Demo, Inc.](#)  
[JNS INC](#)  
[Kapur & Associates](#)  
[Kedmont Waterproofing](#)  
[K-Five Construction Corporation](#)  
[LaGrange Crane](#)  
[Leyden Electric, Inc.](#)  
[Lindahl Brothers, Inc](#)  
[Livewire Electrical Systems, Inc.](#)  
[MA Rebar Services Inc.](#)  
[MARKING SPECIALISTS CORPORATION](#)  
[Martin Cement](#)  
[Martin Precast Services](#)  
[Meccor Industries, LTD](#)  
[Mechanical Test & Balance Inc.](#)  
[Mechanical, Inc.](#)  
[Mega Steel Corporation](#)  
[METROMEX CONTRACTORS, INC.](#)  
[Metropolitan Steel, Inc.](#)  
[Meyer Concrete Pumping & Conveyor Service, LLC](#)  
[Midwest Chlorinating & Testing](#)  
[Midwest Fence Corporation](#)  
[Midwest Fireproofing, LLC](#)  
[Mix On Site](#)  
[Mr. David's Flooring International, LLC](#)  
[Nelson Insulation Company](#)  
[Nelson Thermal Insulation & Firestopping Co](#)  
[New Horizon Steel, LLC](#)  
[Newell Machinery Co., Inc.](#)  
[Norvilla, LLC](#)  
[Original Concrete Pumping Service, INC](#)  
[Ornelas Construction Company](#)  
[PanAmerican Construction](#)  
[PATRIOT CONVEYING AND PUMPING, LLC](#)  
[Pine Roofing Company, Inc.](#)  
[Premium Concrete Inc.](#)  
[Prime Scaffold, Inc.](#)  
[Profasts Inc](#)  
[Quality Saw & Seal](#)  
[RA Seaton Contractor Services LLC](#)  
[Rex Electric & Technology, LLC](#)  
[RJD Construction Services](#)

[RoadSafe Traffic Systems, Inc.](#)  
[Ron Jones Electric, Inc](#)  
[Rossi Contractors, Inc.](#)  
[Roughneck Concrete Drilling and Sawing Co](#)  
[Royal Crane Service, Inc.](#)  
[Sanchez Paving Compnay Inc.](#)  
[Schindler Elevator Co.](#)  
[Schuepfer, Inc.](#)  
[Scurto Cement](#)  
[SMART ELEVATORS](#)  
[Sonoma Underground](#)  
[Stalworth Underground LLC](#)  
[Stenstrom Petroleum Services](#)  
[Stevenson Crane Service, Inc.](#)  
[Synergy Mechanical, Inc.](#)  
[Terrell Materials Corporation](#)  
[Tough Cut Concrete Services, Inc.](#)  
[U.S. Architecural Glass & Metal](#)  
[United States Alliance Fire Protection](#)  
[Universal Insulation, Inc](#)  
[Universal Insulation, Inc.](#)  
[UPTOWN PAINTING & CONSTRUCTION INC.](#)  
[Vehicle Lifts & Mechanical Equipment, Inc.](#)  
[VEI Solutions, Inc.](#)  
[Western Remac, Inc.](#)



FORM CC-257 Monthly Employment Report by Contractor

U.S. Department of Labor  
 Employment Standards Administration  
 Office of Federal Contract Compliance Programs

Report Date: 10/23/2017

Report By: Calendar Date

1. Covered Area (SMSA or EA)	2. Employers I.D. No.	Name and Location of Contractor Abbey Paving Company, Inc, 1949 County Line Road, Aurora, IL, 60502												OMB No. 1215-01633					
3. Current Goals Minority Female	4. Reporting Period From 9/1/2015 to 9/30/2017	This Report is required by Executive Order 11246, Sec. 203. Failure to report can result in contracts being cancelled, terminated, or suspended in whole or in part and the contractor may be declared ineligible for further Government contracts of federally assisted construction contracts.												Federal Funding Agency					
5.  CONSTRUCTION	Classifications	6. TOTAL FEDERAL & NON-FEDERAL CONSTRUCTION WORK HOURS												9.		10.			
		6a. Total Hours		6b. Federal		6c. Non-Federal		6d. M		6e. F		6f. M		6g. F		7.		8.	
		M	F	M	F	M	F	M	F	M	F	M	F	M	F	M	F	M	F
CARPENTER	Journey Worker	47.50	0.00	0.00	0.00	35.00	0.00	0.00	0.00	0.00	0.00	0.00	0.00			3	0	2	0
	Apprentice	0.00	0.00	0.00	0.00	0.00	0.00	0.00	0.00	0.00	0.00	0.00	0.00			0	0	0	0
	Trainee	0.00	0.00	0.00	0.00	0.00	0.00	0.00	0.00	0.00	0.00	0.00	0.00			0	0	0	0
	<b>Sub-Total</b>	<b>47.50</b>	<b>0.00</b>	<b>0.00</b>	<b>0.00</b>	<b>35.00</b>	<b>0.00</b>	<b>0.00</b>	<b>0.00</b>	<b>0.00</b>	<b>0.00</b>	<b>0.00</b>	<b>0.00</b>	<b>73.68 %</b>	<b>0.00 %</b>	<b>3</b>	<b>0</b>	<b>2</b>	<b>0</b>
CEMENT MASON/CONCRETE FINISHER	Journey Worker	847.00	20.50	0.00	0.00	706.50	0.00	0.00	0.00	70.25	0.00	0.00	0.00			18	2	12	0
	Apprentice							0.00	0.00	0.00	0.00	0.00	0.00					0	0
	Trainee							0.00	0.00	0.00	0.00	0.00	0.00					0	0
	<b>Sub-Total</b>	<b>847.00</b>	<b>20.50</b>	<b>0.00</b>	<b>0.00</b>	<b>706.50</b>	<b>0.00</b>	<b>0.00</b>	<b>0.00</b>	<b>0.00</b>	<b>70.25</b>	<b>0.00</b>	<b>0.00</b>	<b>89.54 %</b>	<b>2.36 %</b>	<b>20</b>	<b>2</b>	<b>12</b>	<b>0</b>
LABORER (HEAVY and HIGHWAY)	Journey Worker							0.00	0.00	0.00	0.00	0.00	0.00					0	45
	Apprentice	0.00			0.00	0.00	0.00	0.00	0.00	0.00	0.00	0.00	0.00					0	0
	Trainee	0.00			0.00	0.00	0.00	0.00	0.00	0.00	0.00	0.00	0.00					0	0
	<b>Sub-Total</b>	<b>2,022.00</b>	<b>0.00</b>	<b>0.00</b>	<b>0.00</b>	<b>1,909.25</b>	<b>0.00</b>	<b>0.00</b>	<b>0.00</b>	<b>0.00</b>	<b>0.00</b>	<b>0.00</b>	<b>94.42 %</b>	<b>0.00 %</b>	<b>53</b>	<b>0</b>	<b>45</b>	<b>0</b>	
POWER EQUIPMENT OPERATOR (HEAVY AND HIGHWAY CONSTRUCTION)	Journey Worker	416.00			0.00	244.75	0.00	0.00	0.00	0.00	0.00	0.00	0.00					0	5
	Apprentice	0.00			0.00	0.00	0.00	0.00	0.00	0.00	0.00	0.00	0.00					0	0
	Trainee	0.00			0.00	0.00	0.00	0.00	0.00	0.00	0.00	0.00	0.00					0	0
	<b>Sub-Total</b>	<b>416.00</b>	<b>0.00</b>	<b>0.00</b>	<b>0.00</b>	<b>244.75</b>	<b>0.00</b>	<b>0.00</b>	<b>0.00</b>	<b>0.00</b>	<b>0.00</b>	<b>0.00</b>	<b>65.08 %</b>	<b>0.00 %</b>	<b>9</b>	<b>0</b>	<b>5</b>	<b>0</b>	
TRUCK DRIVER (HEAVY AND HIGHWAY)	Journey Worker	198.50			0.00	103.75	0.00	0.00	0.00	0.00	0.00	0.00	0.00					0	4
	Apprentice	0.00			0.00	0.00	0.00	0.00	0.00	0.00	0.00	0.00	0.00					0	0
	Trainee	0.00			0.00	0.00	0.00	0.00	0.00	0.00	0.00	0.00	0.00					0	0
	<b>Sub-Total</b>	<b>198.50</b>	<b>0.00</b>	<b>0.00</b>	<b>0.00</b>	<b>103.75</b>	<b>0.00</b>	<b>0.00</b>	<b>0.00</b>	<b>0.00</b>	<b>0.00</b>	<b>0.00</b>	<b>52.27 %</b>	<b>0.00 %</b>	<b>6</b>	<b>0</b>	<b>4</b>	<b>0</b>	
<b>Total Journey Worker</b>		3,531.00			0.00	2,999.25	0.00	0.00	0.00	70.25	0.00	0.00	0.00			9	2	68	0
<b>Total Apprentices</b>		0.00			0.00	0.00	0.00	0.00	0.00	0.00	0.00	0.00	0.00					0	0
<b>Total Trainees</b>		0.00			0.00	0.00	0.00	0.00	0.00	0.00	0.00	0.00	0.00					0	0
<b>Grand Total</b>		<b>3,551.50</b>	<b>0.00</b>	<b>0.00</b>	<b>0.00</b>	<b>2,999.25</b>	<b>0.00</b>	<b>0.00</b>	<b>0.00</b>	<b>70.25</b>	<b>0.00</b>	<b>0.00</b>	<b>87.16 %</b>	<b>0.58 %</b>	<b>91</b>	<b>2</b>	<b>68</b>	<b>0</b>	



FORM CC-257 Monthly Employment Report by Contractor

Report Date: 10/23/2017

Report By: Calendar Date

1. Covered Area (SMSA or EA)	2. Employers I.D. No.	Name and Location of Contractor Abitua Sewer, Water & Plumbing Inc., 887 Church Road, Elgin, IL, 60123												OMB No. 1215-01633					
3. Current Goals Minority Female	4. Reporting Period From 9/1/2015 to 9/30/2017	This Report is required by Executive Order 11246, Sec. 203. Failure to report can result in contracts being cancelled, terminated, or suspended in whole or in part and the contractor may be declared ineligible for further Government contracts of federally assisted construction contracts.												Federal Funding Agency					
5. <b>CONSTRUCTION TRADE</b>	Classifications	<b>6. TOTAL FEDERAL &amp; NON-FEDERAL CONSTRUCTION WORK HOURS</b>												9. Total Number of Employees		10. Total Number of Minority Employees			
		6a. Total All Employees By Trade		6b. Black (Not of Hispanic Origin)		6c. Hispanic		6d. Asian or Pacific Islander		6e. American Indian or Native		6f. Other						7. Minority Percentage	8. Female Percentage
		M	F	M	F	M	F	M	F	M	F	M	F						
PLUMBER	Journey Worker	11,834.25	0.00	120.00	0.00	366.00	0.00	0.00	0.00	317.00	0.00	0.00	0.00			15	0	4	0
	Apprentice	3,721.00	0.00	0.00	0.00	498.00	0.00	0.00	0.00	0.00	0.00	0.00	0.00			5	0	1	0
	Trainee	0.00	0.00	0.00	0.00	0.00	0.00	0.00	0.00	0.00	0.00	0.00	0.00			0	0	0	0
	<b>Subtotal</b>	<b>15,555.25</b>		<b>120.00</b>		<b>864.00</b>		<b>0.00</b>		<b>317.00</b>		<b>0.00</b>		<b>8.36 %</b>	<b>0.00 %</b>	<b>20</b>		<b>5</b>	
<b>Total Journey Worker</b>								0.00	0.00	317.00	0.00	0.00	0.00			5	0	4	0
<b>Total Apprentices</b>								0.00	0.00	0.00	0.00	0.00	0.00				0	1	0
<b>Total Trainees</b>								0.00	0.00	0.00	0.00	0.00	0.00				0	0	0
<b>Grand Total</b>		<b>15,555.25</b>		<b>120.00</b>		<b>864.00</b>		<b>0.00</b>		<b>317.00</b>		<b>0.00</b>		<b>8.36 %</b>	<b>0.00 %</b>	<b>20</b>		<b>5</b>	

1

**E**



FORM CC-257 Monthly Employment Information Report by Contractor

Report Date: 10/23/2017

Report By: Calendar Date

1. Covered Area (SMSA or EA)		2. Employers I.D. No.		Name and Location of Contractor Aldridge Electric, 844 E Rockland Rd, Libertyville, IL, 60048										OMB No. 1215-01633							
3. Current Goals Minority Female		4. Reporting Period From 9/1/2015 to 9/30/2017		This Report is required by Executive Order 11246, Sec. 203. Failure to report can result in contracts being cancelled, terminated, or suspended in whole or in part and the contractor may be declared ineligible for further Government contracts of federally assisted construction contracts.										Federal Funding Agency							
5. <b>CONSTRUCTION TRADE</b>	Classifications	6. TOTAL FEDERAL & NON-FEDERAL CONSTRUCTION WORK HOURS												9. Total Number of Employees		10. Total Number of Minority Employees					
		6a. Total All Employees By Trade		6b. Black (Not of Hispanic Origin)		6c. Hispanic		6d. Asian or Pacific Islander		6e. American Indian or Native American		6f. Other						7. Minority Percentage	8. Female Percentage		
		M	F	M	F	M	F	M	F	M	F	M	F	M	F						
CARPENTER	Journey Worker	20.00	0.00	0.00	0.00	16.00	0.00	0.00	0.00	0.00	0.00	0.00	0.00	0.00	0.00	0.00	1	0	1	0	
	Apprentice	0.00	0.00	0.00	0.00	0.00	0.00	0.00	0.00	0.00	0.00	0.00	0.00	0.00	0.00	0.00	0	0	0	0	
	Trainee	0.00	0.00	0.00	0.00	0.00	0.00	0.00	0.00	0.00	0.00	0.00	0.00	0.00	0.00	0.00	0	0	0	0	
	<b>Sub-Total</b>	<b>20.00</b>	<b>0.00</b>	<b>0.00</b>	<b>0.00</b>	<b>16.00</b>	<b>0.00</b>	<b>0.00</b>	<b>0.00</b>	<b>0.00</b>	<b>0.00</b>	<b>0.00</b>	<b>0.00</b>	<b>0.00</b>	<b>0.00</b>	<b>0.00</b>	<b>80.00 %</b>	<b>0.00 %</b>	<b>1</b>	<b>0</b>	<b>1</b>
ELECTRICIAN	Journey Worker	2,407.00	364.00	470.50	364.00	45.00	0.00	0.00	0.00	0.00	0.00	0.00	0.00	0.00	0.00	0.00	11	1	2	1	
	Apprentice	0.00	0.00	0.00	0.00	0.00	0.00	0.00	0.00	0.00	0.00	0.00	0.00	0.00	0.00	0.00	0	0	0	0	
	Trainee	0.00	0.00	0.00	0.00	0.00	0.00	0.00	0.00	0.00	0.00	0.00	0.00	0.00	0.00	0.00	0	0	0	0	
	<b>Sub-Total</b>	<b>11,587.00</b>	<b>1,807.50</b>	<b>1,238.00</b>	<b>0.00</b>	<b>0.00</b>	<b>0.00</b>	<b>0.00</b>	<b>0.00</b>	<b>0.00</b>	<b>0.00</b>	<b>0.00</b>	<b>0.00</b>	<b>0.00</b>	<b>0.00</b>	<b>0.00</b>	<b>26.28 %</b>	<b>3.14 %</b>	<b>35</b>	<b>6</b>	<b>6</b>
IRONWORKER	Journey Worker	64.00	0.00	0.00	0.00	47.00	0.00	0.00	0.00	0.00	0.00	0.00	0.00	0.00	0.00	0.00	6	0	4	0	
	Apprentice	0.00	0.00	0.00	0.00	0.00	0.00	0.00	0.00	0.00	0.00	0.00	0.00	0.00	0.00	0.00	0	0	0	0	
	Trainee	0.00	0.00	0.00	0.00	0.00	0.00	0.00	0.00	0.00	0.00	0.00	0.00	0.00	0.00	0.00	0	0	0	0	
	<b>Sub-Total</b>	<b>64.00</b>	<b>0.00</b>	<b>0.00</b>	<b>0.00</b>	<b>47.00</b>	<b>0.00</b>	<b>0.00</b>	<b>0.00</b>	<b>0.00</b>	<b>0.00</b>	<b>0.00</b>	<b>0.00</b>	<b>0.00</b>	<b>0.00</b>	<b>0.00</b>	<b>73.44 %</b>	<b>0.00 %</b>	<b>6</b>	<b>0</b>	<b>4</b>
LABORER (HEAVY & HIGHWAY)	Journey Worker	4,575.00	0.00	154.00	960.50	0.00	0.00	0.00	0.00	0.00	0.00	0.00	0.00	0.00	0.00	0.00	16	1	2	1	
	Apprentice	0.00	0.00	0.00	0.00	0.00	0.00	0.00	0.00	0.00	0.00	0.00	0.00	0.00	0.00	0.00	0	0	0	0	
	Trainee	0.00	0.00	0.00	0.00	0.00	0.00	0.00	0.00	0.00	0.00	0.00	0.00	0.00	0.00	0.00	0	0	0	0	
	<b>Sub-Total</b>	<b>4,729.00</b>	<b>154.00</b>	<b>960.50</b>	<b>0.00</b>	<b>0.00</b>	<b>0.00</b>	<b>0.00</b>	<b>0.00</b>	<b>0.00</b>	<b>0.00</b>	<b>0.00</b>	<b>0.00</b>	<b>0.00</b>	<b>0.00</b>	<b>0.00</b>	<b>23.57 %</b>	<b>3.26 %</b>	<b>16</b>	<b>3</b>	<b>3</b>
LINE CONSTRUCTION	Journey Worker	96.50	0.00	0.00	0.00	44.50	0.00	0.00	0.00	0.00	0.00	0.00	0.00	0.00	0.00	0.00	5	0	3	0	
	Apprentice	0.00	0.00	0.00	0.00	0.00	0.00	0.00	0.00	0.00	0.00	0.00	0.00	0.00	0.00	0.00	0	0	0	0	
	Trainee	0.00	0.00	0.00	0.00	0.00	0.00	0.00	0.00	0.00	0.00	0.00	0.00	0.00	0.00	0.00	0	0	0	0	
	<b>Sub-Total</b>	<b>96.50</b>	<b>25.00</b>	<b>44.50</b>	<b>0.00</b>	<b>0.00</b>	<b>0.00</b>	<b>0.00</b>	<b>0.00</b>	<b>0.00</b>	<b>0.00</b>	<b>0.00</b>	<b>0.00</b>	<b>0.00</b>	<b>0.00</b>	<b>0.00</b>	<b>72.02 %</b>	<b>0.00 %</b>	<b>5</b>	<b>0</b>	<b>3</b>
LINEMAN	Journey Worker	0.00	0.00	0.00	0.00	0.00	0.00	0.00	0.00	0.00	0.00	0.00	0.00	0.00	0.00	0.00	1	0	1	0	
	Apprentice	21.00	0.00	21.00	0.00	0.00	0.00	0.00	0.00	0.00	0.00	0.00	0.00	0.00	0.00	0.00	0	0	0	0	
	Trainee	0.00	0.00	0.00	0.00	0.00	0.00	0.00	0.00	0.00	0.00	0.00	0.00	0.00	0.00	0.00	0	0	0	0	
	<b>Sub-Total</b>	<b>21.00</b>	<b>21.00</b>	<b>0.00</b>	<b>0.00</b>	<b>0.00</b>	<b>0.00</b>	<b>0.00</b>	<b>0.00</b>	<b>0.00</b>	<b>0.00</b>	<b>0.00</b>	<b>0.00</b>	<b>0.00</b>	<b>0.00</b>	<b>0.00</b>	<b>100.00 %</b>	<b>0.00 %</b>	<b>1</b>	<b>0</b>	<b>1</b>
POWER EQUIPMENT OPERATOR (HEAVY AND	Journey Worker	2,890.00	0.00	0.00	0.00	0.00	0.00	0.00	0.00	0.00	0.00	0.00	0.00	0.00	0.00	0.00	15	0	0	0	
	Apprentice	0.00	0.00	0.00	0.00	0.00	0.00	0.00	0.00	0.00	0.00	0.00	0.00	0.00	0.00	0.00	0	0	0	0	





FORM CC-257 Monthly Employment Information Report by Contractor

U.S. Department of Labor
Employment Standards Administration
Office of Federal Contract Compliance Programs

Report Date: 10/23/2017
Report By: Calendar Date

Table with columns for employment categories (Trainee, Sub-Total, Total Journey Worker, Total Apprentices, Total Trainees, Grand Total) and various numerical values. Includes a summary row with counts: 2, 1, 1.

TEI



FORM CC-257 Monthly Employment Report by Contractor

U.S. Department of Labor  
Employment Standards Administration  
Office of Federal Contract Compliance Programs

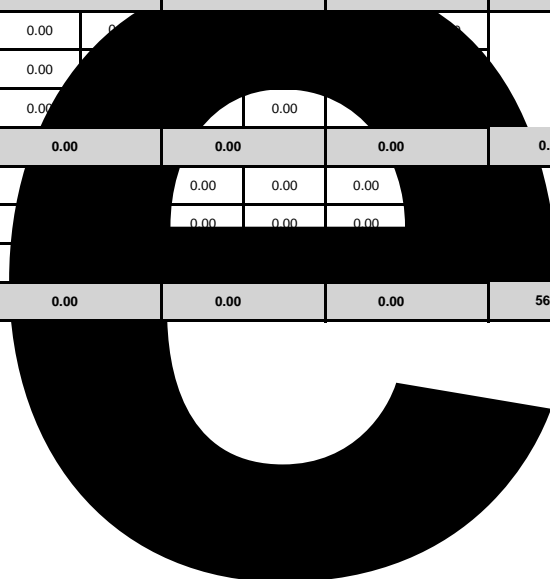
Report Date: 10/23/2017

Report By: Calendar Date

1. Covered Area (SMSA or EA)	2. Employers I.D. No.	Name and Location of Contractor All American Exterior Solutions, 150 Oakwood Road, Lake Zurich, IL, 60047												OMB No. 1215-01633							
3. Current Goals Minority Female	4. Reporting Period From 9/1/2015 to 9/30/2017	This Report is required by Executive Order 11246, Sec. 203. Failure to report can result in contracts being cancelled, terminated, or suspended in whole or in part and the contractor may be declared ineligible for further Government contracts of federally assisted construction contracts.												Federal Funding Agency							
5. <b>CONSTRUCTION TRADE</b>	Classifications	<b>6. TOTAL FEDERAL &amp; NON-FEDERAL CONSTRUCTION WORK HOURS</b>												9. Total Number of Employees	10. Total Number of Minority Employees						
		6a. Total All Employees By Trade		6b. Black (Not of Hispanic Origin)		6c. Hispanic		6d. Asian or Pacific Islander		6e. American Indian or Native American		6f. Other				7. Minority Percentage	8. Female Percentage	M	F	M	F
		M	F	M	F	M	F	M	F	M	F	M	F								
ROOFER	Journey Worker	3,228.50	0.00	0.00	0.00	1,911.00	0.00	0.00	0.00	0.00	0.00	0.00	0.00			17	0	9	0		
	Apprentice	1,550.00	182.50	378.00	0.00	588.00	0.00	0.00	0.00	0.00	0.00	0.00	0.00			12	1	6	0		
	Trainee							0.00	0.00	0.00	0.00	0.00	0.00				0	0	0	0	
	<b>Sub-Total</b>	<b>4,961.00</b>		<b>378.00</b>		<b>2,499.00</b>		<b>0.00</b>		<b>0.00</b>		<b>0.00</b>		<b>57.99 %</b>	<b>3.68 %</b>	<b>30</b>		<b>15</b>			
SHEET METAL	Journey Worker							0.00	0.00	0.00	0.00	0.00	0.00				0	0	0	0	
	Apprentice	35.00				35.00		0.00	0.00	0.00	0.00	0.00	0.00			1	0	1	0		
	Trainee	0.00				0.00		0.00	0.00	0.00	0.00	0.00	0.00				0	0	0	0	
	<b>Sub-Total</b>	<b>35.00</b>		<b>0.00</b>		<b>35.00</b>		<b>0.00</b>		<b>0.00</b>		<b>0.00</b>		<b>100.00 %</b>	<b>0.00 %</b>	<b>1</b>		<b>1</b>			
SHEET METAL WORKER	Journey Worker	151.00				0.00		0.00	0.00	0.00	0.00	0.00	0.00				0	0	0	0	
	Apprentice	0.00				0.00		0.00	0.00	0.00	0.00	0.00	0.00				0	0	0	0	
	Trainee	0.00				0.00		0.00	0.00	0.00	0.00	0.00	0.00				0	0	0	0	
	<b>Sub-Total</b>	<b>151.00</b>		<b>0.00</b>		<b>0.00</b>		<b>0.00</b>		<b>0.00</b>		<b>0.00</b>		<b>0.00 %</b>	<b>0.00 %</b>	<b>3</b>		<b>0</b>			
<b>Total Journey Worker</b>	<b>3,379.50</b>		<b>0.00</b>		<b>1,911.00</b>		<b>0.00</b>		<b>0.00</b>		<b>0.00</b>				<b>30</b>		<b>9</b>				
<b>Total Apprentices</b>	<b>1,585.00</b>		<b>0.00</b>		<b>623.00</b>		<b>0.00</b>		<b>0.00</b>		<b>0.00</b>				<b>13</b>		<b>7</b>				
<b>Total Trainees</b>	<b>0.00</b>		<b>0.00</b>		<b>0.00</b>		<b>0.00</b>		<b>0.00</b>		<b>0.00</b>				<b>0</b>		<b>0</b>				
<b>Grand Total</b>	<b>5,147.00</b>		<b>378.00</b>		<b>2,534.00</b>		<b>0.00</b>		<b>0.00</b>		<b>0.00</b>		<b>56.58 %</b>	<b>3.55 %</b>	<b>34</b>		<b>16</b>				

2

5





FORM CC-257 Monthly Employment Report by Contractor

U.S. Department of Labor  
 Employment Standards Administration  
 Office of Federal Contract Compliance Programs

Report Date: 10/23/2017

Report By: Calendar Date

1. Covered Area (SMSA or EA)	2. Employers I.D. No.	Name and Location of Contractor Alliance Concrete Sawing and Drilling, 570 Rock Road Drive Unit D, East Dundee, IL, 60118												OMB No. 1215-01633						
3. Current Goals Minority Female	4. Reporting Period From 9/1/2015 to 9/30/2017	This Report is required by Executive Order 11246, Sec. 203. Failure to report can result in contracts being cancelled, terminated, or suspended in whole or in part and the contractor may be declared ineligible for further Government contracts of federally assisted construction contracts.												Federal Funding Agency						
5.  CONSTRUCTION	Classifications	6. TOTAL FEDERAL & NON-FEDERAL CONSTRUCTION WORK HOURS												9.		10.				
		6a. Total Hours		6b. Federal		6c. Non-Federal		6d. M		6e. F		6f. M		6g. F		7.	8.	M	F	M
LABORER (BUILDING & RESIDENTIAL)	Journey Worker	43.00	0.00	0.00	0.00	15.00	0.00	0.00	0.00	0.00	0.00	0.00	0.00	0.00	34.88 %			0.00 %	4	0
	Apprentice	0.00	0.00	0.00	0.00	0.00	0.00	0.00	0.00	0.00	0.00	0.00	0.00	0		0	0		0	
	Trainee	0.00	0.00	0.00	0.00	0.00	0.00	0.00	0.00	0.00	0.00	0.00	0.00	0		0	0		0	
	Sub-Total	43.00	0.00	0.00	0.00	15.00	0.00	0.00	0.00	0.00	0.00	0.00	0.00	4		0	1		0	
Total Journey Worker		43.00	0.00	0.00	0.00	15.00	0.00	0.00	0.00	0.00	0.00	0.00	0.00	34.88 %	0.00 %	4	0	1	0	
Total Apprentices								0.00	0.00	0.00	0.00	0.00	0.00			0	0	0	0	
Total Trainees								0.00	0.00	0.00	0.00	0.00	0.00			0	0	0	0	
Grand Total		43.00	0.00	0.00	0.00	15.00	0.00	0.00	0.00	0.00	0.00	0.00	0.00	34.88 %	0.00 %	4	0	1	0	

E



FORM CC-257 Monthly Employment Report by Contractor

U.S. Department of Labor  
 Employment Standards Administration  
 Office of Federal Contract Compliance Programs

Report Date: 10/23/2017

Report By: Calendar Date

1. Covered Area (SMSA or EA)	2. Employers I.D. No.	Name and Location of Contractor AMS Earth Movers, Inc., 39555 N Hwy 83, Lake Villa, IL, 60046												OMB No. 1215-01633							
3. Current Goals Minority Female	4. Reporting Period From 9/1/2015 to 9/30/2017	This Report is required by Executive Order 11246, Sec. 203. Failure to report can result in contracts being cancelled, terminated, or suspended in whole or in part and the contractor may be declared ineligible for further Government contracts of federally assisted construction contracts.												Federal Funding Agency							
5.  CONSTRUCTION	Classifications	6. TOTAL FEDERAL & NON-FEDERAL CONSTRUCTION WORK HOURS												9.		10.					
		6a.		6b.		6c.		6d.		6e.		6f.		7.		8.		M	F	M	F
		M	F	M	F	M	F	M	F	M	F	M	F								
TRUCK DRIVER (HEAVY AND HIGHWAY)	Journey Worker	6,483.75	0.00	0.00	0.00	5,205.50	0.00	0.00	0.00	0.00	0.00	0.00	0.00					10	0	5	0
	Apprentice	0.00	0.00	0.00	0.00	0.00	0.00	0.00	0.00	0.00	0.00	0.00	0.00					0	0	0	0
	Trainee	0.00	0.00	0.00	0.00	0.00	0.00	0.00	0.00	0.00	0.00	0.00	0.00					0	0	0	0
	<b>Sub-Total</b>	<b>6,483.75</b>		<b>0.00</b>		<b>5,205.50</b>		<b>0.00</b>		<b>0.00</b>		<b>0.00</b>		<b>80.29 %</b>		<b>0.00 %</b>		<b>10</b>		<b>5</b>	
<b>Total Journey Worker</b>		6,483.75	0.00	0.00	0.00	5,205.50	0.00	0.00	0.00	0.00	0.00	0.00	0.00					10	0	5	0
<b>Total Apprentices</b>								0.00	0.00	0.00	0.00	0.00	0.00						0	0	0
<b>Total Trainees</b>								0.00	0.00	0.00	0.00	0.00	0.00						0	0	0
<b>Grand Total</b>		<b>6,483.75</b>		<b>0.00</b>		<b>5,205.50</b>		<b>0.00</b>		<b>0.00</b>		<b>0.00</b>		<b>80.29 %</b>		<b>0.00 %</b>		<b>10</b>		<b>5</b>	

[Redacted Signature and Title Area]

**E**

[Redacted Signature and Title Area]



FORM CC-257 Monthly Employment Report by Contractor

Report Date: 10/23/2017

Report By: Calendar Date

1. Covered Area (SMSA or EA)	2. Employers I.D. No.	Name and Location of Contractor Anderson and Shah Roofing, Inc., 23900 County Farm, Joliet, IL, 60431												OMB No. 1215-01633							
3. Current Goals Minority Female	4. Reporting Period From 9/1/2015 to 9/30/2017	This Report is required by Executive Order 11246, Sec. 203. Failure to report can result in contracts being cancelled, terminated, or suspended in whole or in part and the contractor may be declared ineligible for further Government contracts of federally assisted construction contracts.												Federal Funding Agency							
5. <b>CONSTRUCTION TRADE</b>	Classifications	<b>6. TOTAL FEDERAL &amp; NON-FEDERAL CONSTRUCTION WORK HOURS</b>												9. Total Number of Employees	10. Total Number of Minority Employees						
		6a. Total All Employees By Trade		6b. Black (Not of Hispanic Origin)		6c. Hispanic		6d. Asian or Pacific Islander		6e. American Indian or Native American		6f. Other				7. Minority Percentage	8. Female Percentage	M	F	M	F
		M	F	M	F	M	F	M	F	M	F	M	F								
ROOFER	Journey Worker	1,257.00	138.50	71.50	0.00	1,044.00	138.50	0.00	0.00	0.00	0.00	0.00	0.00			14	1	13	1		
	Apprentice	141.50	163.50	8.50	0.00	124.50	163.50	0.00	0.00	0.00	0.00	0.00	0.00			3	2	2	2		
	Trainee							0.00	0.00	0.00	0.00	0.00	0.00				0	0	0	0	
	Subtotal	1,700.50		80.00		1,470.50		0.00		0.00		0.00		91.18 %	17.76 %	20		18			
<b>Total Journey Worker</b>								0.00	0.00	0.00	0.00	0.00	0.00				1	13	1	1	
<b>Total Apprentices</b>		141.50			0.00	124.50	163.50	0.00	0.00	0.00	0.00	0.00	0.00				2	2	2	2	
<b>Total Trainees</b>		0.00			0.00	0.00	0.00	0.00	0.00	0.00	0.00	0.00	0.00				0	0	0	0	
<b>Grand Total</b>		1,700.50		80.00		1,470.50		0.00		0.00		0.00		91.18 %	17.76 %	20		18			

1 1 2

**E**



FORM CC-257 Monthly Employment Report by Contractor

U.S. Department of Labor  
 Employment Standards Administration  
 Office of Federal Contract Compliance Programs

Report Date: 10/23/2017

Report By: Calendar Date

1. Covered Area (SMSA or EA)	2. Employers I.D. No.	Name and Location of Contractor Antigo Construction, Inc., PO Box 12, Antigo, WI, 54409												OMB No. 1215-01633							
3. Current Goals Minority Female	4. Reporting Period From 9/1/2015 to 9/30/2017	This Report is required by Executive Order 11246, Sec. 203. Failure to report can result in contracts being cancelled, terminated, or suspended in whole or in part and the contractor may be declared ineligible for further Government contracts of federally assisted construction contracts.												Federal Funding Agency							
5.  CONSTRUCTION	Classifications	6. TOTAL FEDERAL & NON-FEDERAL CONSTRUCTION WORK HOURS												9.		10.					
		6a. Total Hours		6b. Prev. Year		6c. M		6d. F		6e. M		6f. F		7.		8.		M	F	M	F
POWER EQUIPMENT OPERATOR (HEAVY AND HIGHWAY CONSTRUCTION)	Journey Worker	8.00	0.00	0.00	0.00	0.00	0.00	0.00	0.00	0.00	0.00	0.00	0.00	0.00	0.00	0.00	0.00	1	0	0	0
	Apprentice	0.00	0.00	0.00	0.00	0.00	0.00	0.00	0.00	0.00	0.00	0.00	0.00	0.00	0.00	0.00	0.00	0	0	0	0
	Trainee	0.00	0.00	0.00	0.00	0.00	0.00	0.00	0.00	0.00	0.00	0.00	0.00	0.00	0.00	0.00	0.00	0	0	0	0
	Sub-Total	8.00		0.00		0.00		0.00		0.00		0.00		0.00 %		0.00 %		1		0	
Total Journey Worker		8.00	0.00	0.00	0.00	0.00	0.00	0.00	0.00	0.00	0.00	0.00	0.00	0.00	0.00	0.00	0.00	1	0	0	0
Total Apprentices		[REDACTED]												[REDACTED]		0		0		0	
Total Trainees		[REDACTED]												[REDACTED]		0		0		0	
Grand Total		8.00		0.00		0.00		0.00		0.00		0.00		0.00 %		0.00 %		1		0	

E



FORM CC-257 Monthly Employment and Construction Report by Contractor

Report Date: 10/23/2017

Report By: Calendar Date

1. Covered Area (SMSA or EA)	2. Employers I.D. No.	Name and Location of Contractor Arrow Road Construction Company, 3401 South Busse Road, Mount Prospect, IL, 60056												OMB No. 1215-01633					
3. Current Goals Minority Female	4. Reporting Period From 9/1/2015 to 9/30/2017	This Report is required by Executive Order 11246, Sec. 203. Failure to report can result in contracts being cancelled, terminated, or suspended in whole or in part and the contractor may be declared ineligible for further Government contracts of federally assisted construction contracts.												Federal Funding Agency					
5.  CONSTRUCTION	Classifications	6. TOTAL FEDERAL & NON-FEDERAL CONSTRUCTION WORK HOURS												9.		10.			
		6a. Total Hours		6b. Federal		6c. Non-Federal		6d. Apprentices		6e. Trainees		6f. Total		7.		8.		M	F
LABORER (HEAVY & HIGHWAY)	Journey Worker	552.00	9.50	0.00	0.00	409.50	9.50	0.00	0.00	0.00	0.00	0.00	0.00			22	1	15	1
	Apprentice	0.00	0.00	0.00	0.00	0.00	0.00	0.00	0.00	0.00	0.00	0.00	0.00			0	0	0	0
	Trainee	0.00	0.00	0.00	0.00	0.00	0.00	0.00	0.00	0.00	0.00	0.00	0.00			0	0	0	0
	<b>Sub-Total</b>	<b>561.50</b>	<b>0.00</b>	<b>419.00</b>	<b>0.00</b>	<b>0.00</b>	<b>0.00</b>	<b>0.00</b>	<b>74.62 %</b>	<b>1.69 %</b>	<b>23</b>		<b>16</b>						
MATERIAL TESTER I	Journey Worker	41.00	54.00	0.00	0.00	0.00	13.50	28.00	0.00	0.00	0.00	0.00	0.00			2	3	1	2
	Apprentice							0.00	0.00	0.00	0.00	0.00	0.00				0	0	0
	Trainee							0.00	0.00	0.00	0.00	0.00	0.00				0	0	0
	<b>Sub-Total</b>	<b>95.00</b>	<b>0.00</b>	<b>13.50</b>	<b>28.00</b>	<b>0.00</b>	<b>0.00</b>	<b>43.68 %</b>	<b>56.84 %</b>	<b>5</b>		<b>3</b>							
POWER EQUIPMENT OPERATOR (BUILDING AND RESIDENTIAL CONSTRUCTION)	Journey Worker							0.00	0.00	0.00	0.00	0.00	0.00				0	0	0
	Apprentice	0.00			0.00	0.00	0.00	0.00	0.00	0.00	0.00	0.00	0.00				0	0	0
	Trainee	0.00			0.00	0.00	0.00	0.00	0.00	0.00	0.00	0.00	0.00				0	0	0
	<b>Sub-Total</b>	<b>8.00</b>	<b>0.00</b>	<b>0.00</b>	<b>0.00</b>	<b>0.00</b>	<b>0.00</b>	<b>0.00 %</b>	<b>0.00 %</b>	<b>1</b>		<b>0</b>							
POWER EQUIPMENT OPERATOR (HEAVY AND HIGHWAY CONSTRUCTION)	Journey Worker	234.00			0.00	63.50	26.00	0.00	0.00	0.00	0.00	0.00	0.00				2	1	1
	Apprentice	0.00			0.00	0.00	0.00	0.00	0.00	0.00	0.00	0.00	0.00				0	0	0
	Trainee	0.00			0.00	0.00	0.00	0.00	0.00	0.00	0.00	0.00	0.00				0	0	0
	<b>Sub-Total</b>	<b>281.50</b>	<b>0.00</b>	<b>89.50</b>	<b>0.00</b>	<b>0.00</b>	<b>0.00</b>	<b>31.79 %</b>	<b>16.87 %</b>	<b>12</b>		<b>2</b>							
TRUCK DRIVER (HEAVY AND HIGHWAY)	Journey Worker	502.00			0.00	142.25	0.00	0.00	0.00	0.00	0.00	0.00	0.00				0	9	0
	Apprentice	0.00			0.00	0.00	0.00	0.00	0.00	0.00	0.00	0.00	0.00				0	0	0
	Trainee	0.00			0.00	0.00	0.00	0.00	0.00	0.00	0.00	0.00	0.00				0	0	0
	<b>Sub-Total</b>	<b>502.00</b>	<b>0.00</b>	<b>142.25</b>	<b>8.00</b>	<b>0.00</b>	<b>0.00</b>	<b>29.93 %</b>	<b>0.00 %</b>	<b>28</b>		<b>9</b>							
<b>Total Journey Worker</b>		1,337.00			0.00	615.25	49.00	0.00	0.00	0.00	0.00	0.00	0.00				6	26	4
<b>Total Apprentices</b>		0.00			0.00	0.00	0.00	0.00	0.00	0.00	0.00	0.00	0.00				0	0	0
<b>Total Trainees</b>		0.00			0.00	0.00	0.00	0.00	0.00	0.00	0.00	0.00	0.00				0	0	0
<b>Grand Total</b>		<b>1,448.00</b>	<b>0.00</b>	<b>664.25</b>	<b>36.00</b>	<b>0.00</b>	<b>0.00</b>	<b>48.36 %</b>	<b>7.67 %</b>	<b>69</b>		<b>30</b>							



FORM CC-257 Monthly Employment Report by Contractor

U.S. Department of Labor  
 Employment Standards Administration  
 Office of Federal Contract Compliance Programs

Report Date: 10/23/2017

Report By: Calendar Date

1. Covered Area (SMSA or EA)	2. Employers I.D. No.	Name and Location of Contractor ARS Contracting, Inc., 9540 Carls Drive, Plainfield, IL, 60585												OMB No. 1215-01633								
3. Current Goals Minority Female	4. Reporting Period From 9/1/2015 to 9/30/2017	This Report is required by Executive Order 11246, Sec. 203. Failure to report can result in contracts being cancelled, terminated, or suspended in whole or in part and the contractor may be declared ineligible for further Government contracts of federally assisted construction contracts.												Federal Funding Agency								
5.  CONSTRUCTION	Classifications	6. TOTAL FEDERAL & NON-FEDERAL CONSTRUCTION WORK HOURS												9.		10.						
		6a.		6b.		6c.		6d.		6e.		6f.		7.		8.		M	F	M	F	
		M	F	M	F	M	F	M	F	M	F	M	F									
IRONWORKER	Journey Worker	75.50	0.00	0.00	0.00	0.00	0.00	0.00	0.00	0.00	0.00	0.00	0.00					3	0	0	0	
	Apprentice	0.00	0.00	0.00	0.00	0.00	0.00	0.00	0.00	0.00	0.00	0.00	0.00					0	0	0	0	
	Trainee	0.00	0.00	0.00	0.00	0.00	0.00	0.00	0.00	0.00	0.00	0.00	0.00					0	0	0	0	
	<b>Sub-Total</b>	<b>75.50</b>		<b>0.00</b>		<b>0.00</b>		<b>0.00</b>		<b>0.00</b>		<b>0.00</b>		<b>0.00 %</b>		<b>0.00 %</b>		<b>3</b>		<b>0</b>		
<b>Total Journey Worker</b>		75.50	0.00	0.00	0.00	0.00	0.00	0.00	0.00	0.00	0.00	0.00	0.00					3	0	0	0	
<b>Total Apprentices</b>								0.00	0.00	0.00	0.00	0.00	0.00						0	0	0	0
<b>Total Trainees</b>								0.00	0.00	0.00	0.00	0.00	0.00						0	0	0	0
<b>Grand Total</b>		<b>75.50</b>		<b>0.00</b>		<b>0.00</b>		<b>0.00</b>		<b>0.00</b>		<b>0.00</b>		<b>0.00 %</b>		<b>0.00 %</b>		<b>3</b>		<b>0</b>		

[Redacted Signature and Title Area]

**RE**

[Redacted Signature and Title Area]





FORM CC-257 Monthly Employment Report by Contractor

Report Date: 10/23/2017

Report By: Calendar Date

1. Covered Area (SMSA or EA)	2. Employers I.D. No.	Name and Location of Contractor Artlow Systems, Inc., 170 S. Gary Ave., Carol Stream, IL, 60188-2018												OMB No. 1215-01633					
3. Current Goals Minority Female	4. Reporting Period From 9/1/2015 to 9/30/2017	This Report is required by Executive Order 11246, Sec. 203. Failure to report can result in contracts being cancelled, terminated, or suspended in whole or in part and the contractor may be declared ineligible for further Government contracts of federally assisted construction contracts.												Federal Funding Agency					
5.  CONSTRUCTION	Classifications	6. TOTAL FEDERAL & NON-FEDERAL CONSTRUCTION WORK HOURS												9.		10.			
		6a. M	F	6b. M	F	6c. M	F	6d. M	F	6e. M	F	6f. M	F	7.	8.	M	F	M	F
LABORER (BUILDING & RESIDENTIAL)	Journey Worker	80.00	0.00	0.00	0.00	0.00	0.00	0.00	0.00	0.00	0.00	0.00	0.00			2	0	0	0
	Apprentice	0.00	0.00	0.00	0.00	0.00	0.00	0.00	0.00	0.00	0.00	0.00	0.00			0	0	0	0
	Trainee	0.00	0.00	0.00	0.00	0.00	0.00	0.00	0.00	0.00	0.00	0.00	0.00			0	0	0	0
	<b>Sub-Total</b>	<b>80.00</b>		<b>0.00</b>		<b>0.00</b>		<b>0.00</b>		<b>0.00</b>		<b>0.00</b>		<b>0.00 %</b>	<b>0.00 %</b>	<b>2</b>		<b>0</b>	
LABORER (HEAVY & HIGHWAY)	Journey Worker	16.00	0.00	0.00	0.00	0.00	0.00	0.00	0.00	0.00	0.00	0.00	0.00			1	0	0	0
	Apprentice							0.00	0.00	0.00	0.00	0.00	0.00				0	0	0
	Trainee							0.00	0.00	0.00	0.00	0.00	0.00				0	0	0
	<b>Sub-Total</b>	<b>16.00</b>		<b>0.00</b>		<b>0.00</b>		<b>0.00</b>		<b>0.00</b>		<b>0.00</b>		<b>0.00 %</b>	<b>0.00 %</b>	<b>1</b>		<b>0</b>	
<b>Total Journey Worker</b>		<b>96.00</b>		<b>0.00</b>		<b>0.00</b>		<b>0.00</b>		<b>0.00</b>		<b>0.00</b>		<b>0.00 %</b>	<b>0.00 %</b>	<b>3</b>		<b>0</b>	
<b>Total Apprentices</b>		<b>0.00</b>		<b>0.00</b>		<b>0.00</b>		<b>0.00</b>		<b>0.00</b>		<b>0.00</b>		<b>0.00 %</b>	<b>0.00 %</b>			<b>0</b>	
<b>Total Trainees</b>		<b>0.00</b>		<b>0.00</b>		<b>0.00</b>		<b>0.00</b>		<b>0.00</b>		<b>0.00</b>		<b>0.00 %</b>	<b>0.00 %</b>			<b>0</b>	
<b>Grand Total</b>		<b>96.00</b>		<b>0.00</b>		<b>0.00</b>		<b>0.00</b>		<b>0.00</b>		<b>0.00</b>		<b>0.00 %</b>	<b>0.00 %</b>	<b>3</b>		<b>0</b>	

E



FORM CC-257 Monthly Employment Report by Contractor

Report Date: 10/23/2017

Report By: Calendar Date

1. Covered Area (SMSA or EA)		2. Employers I.D. No.		3. Name and Location of Contractor Ascher Brothers Co, 3033 W. Fletcher St, Chicago, IL, 60618										OMB No. 1215-01633							
3. Current Goals Minority Female		4. Reporting Period From 9/1/2015 to 9/30/2017		This Report is required by Executive Order 11246, Sec. 203. Failure to report can result in contracts being cancelled, terminated, or suspended in whole or in part and the contractor may be declared ineligible for further Government contracts of federally assisted construction contracts.										Federal Funding Agency							
5. <b>CONSTRUCTION TRADE</b>		Classifications		6. TOTAL FEDERAL & NON-FEDERAL CONSTRUCTION WORK HOURS										9. Total Number of Employees		10. Total Number of Minority Employees					
				6a. Total All Employees By Trade		6b. Black (Not of Hispanic Origin)		6c. Hispanic		6d. Asian or Pacific Islander		6e. American Indian or Native						6f. Other		7. Minority Percentage	8. Female Percentage
				M	F	M	F	M	F	M	F	M	F	M	F			M	F	M	F
PAINTER		Journey Worker		2,088.00	23.00	0.00	23.00	1,838.00	0.00	0.00	0.00	0.00	0.00	0.00	0.00			9	1	4	1
		Apprentice		56.00	0.00	0.00	0.00	48.00	0.00	0.00	0.00	0.00	0.00	0.00	0.00			2	0	1	0
		Trainee		0.00	0.00	0.00	0.00	0.00	0.00	0.00	0.00	0.00	0.00	0.00	0.00			0	0	0	0
		Subtotal		2,167.00		23.00		1,886.00		0.00		0.00		0.00		88.09 %	1.06 %	12		6	
Total Journey Worker								0.00	0.00	0.00	0.00	0.00	0.00				1	4	1		
Total Apprentices								0.00	0.00	0.00	0.00	0.00	0.00				0	1	0		
Total Trainees								0.00	0.00	0.00	0.00	0.00	0.00				0	0	0		
Grand Total				2,167.00		23.00		1,886.00		0.00		0.00		88.09 %	1.06 %	12		6			

1

**E**



FORM CC-257 Monthly Employment Report by Contractor

U.S. Department of Labor  
 Employment Standards Administration  
 Office of Federal Contract Compliance Programs

Report Date: 10/23/2017

Report By: Calendar Date

1. Covered Area (SMSA or EA)	2. Employers I.D. No.	Name and Location of Contractor Atlantic Painting, 10019 Southwest Highway, Oak Lawn, IL, 60453												OMB No. 1215-01633							
3. Current Goals Minority Female	4. Reporting Period From 9/1/2015 to 9/30/2017	This Report is required by Executive Order 11246, Sec. 203. Failure to report can result in contracts being cancelled, terminated, or suspended in whole or in part and the contractor may be declared ineligible for further Government contracts of federally assisted construction contracts.												Federal Funding Agency							
5.  CONSTRUCTION TRADE	Classifications	6. TOTAL FEDERAL & NON-FEDERAL CONSTRUCTION WORK HOURS												9.  Total Number of Employees	10.  Total Number of Minority Employees						
		6a. Total All Employees By Trade		6b. Black (Not of Hispanic Origin)		6c. Hispanic		6d. Asian or Pacific Islander		6e. American Indian or Native American		6f. Other				7.  Minority Percentage	8.  Female Percentage	M	F	M	F
		M	F	M	F	M	F	M	F	M	F	M	F								
PAINTER	Journey Worker	2,020.50	0.00	0.00	0.00	1,680.50	0.00	0.00	0.00	0.00	0.00	0.00	0.00			13	0	10	0		
	Apprentice	231.00	0.00	0.00	0.00	34.00	0.00	0.00	0.00	0.00	0.00	0.00	0.00			2	0	1	0		
	Tr Su							0.00	0.00	0.00	0.00	0.00	0.00				0	0	0	0	
<b>Total Journey Worker</b>		2,251.50		0.00		1,714.50		0.00		0.00		0.00		76.15 %	0.00 %	15		11			
<b>Total Apprentices</b>		231.00		0.00		34.00		0.00		0.00		0.00				2		1			
<b>Total Trainees</b>		0.00		0.00		0.00		0.00		0.00		0.00				0		0			
<b>Grand Total</b>		2,251.50		0.00		1,714.50		0.00		0.00		0.00		76.15 %	0.00 %	15		11			

1

**E**



FORM CC-257 Monthly Employment Report by Contractor

U.S. Department of Labor  
 Employment Standards Administration  
 Office of Federal Contract Compliance Programs

Report Date: 10/23/2017

Report By: Calendar Date

1. Covered Area (SMSA or EA)	2. Employers I.D. No.	Name and Location of Contractor Atlas Crane Service, Po.O. Box 356, Batavia, IL, 60510												OMB No. 1215-01633							
3. Current Goals Minority Female	4. Reporting Period From 9/1/2015 to 9/30/2017	This Report is required by Executive Order 11246, Sec. 203. Failure to report can result in contracts being cancelled, terminated, or suspended in whole or in part and the contractor may be declared ineligible for further Government contracts of federally assisted construction contracts.												Federal Funding Agency							
5. <b>CONSTRUCTION TRADE</b>	Classifications	<b>6. TOTAL FEDERAL &amp; NON-FEDERAL CONSTRUCTION WORK HOURS</b>												9. Total Number of Employees	10. Total Number of Minority Employees						
		6a. Total All Employees By Trade		6b. Black (Not of Hispanic Origin)		6c. Hispanic		6d. Asian or Pacific Islander		6e. American Indian or Native American		6f. Other				7. Minority Percentage	8. Female Percentage	M	F	M	F
		M	F	M	F	M	F	M	F	M	F	M	F								
CRANE OPERATOR - NO OILER	Journey Worker	50.00	0.00	0.00	0.00	0.00	0.00	0.00	0.00	0.00	0.00	0.00	0.00			1	0	0	0		
	Apprentice	0.00	0.00	0.00	0.00	0.00	0.00	0.00	0.00	0.00	0.00	0.00	0.00			0	0	0	0		
	Tr							0.00	0.00	0.00	0.00	0.00	0.00			0	0	0	0		
	Sub	50.00		0.00		0.00		0.00		0.00		0.00		0.00 %	0.00 %	1		0			
<b>Total Journey Worker</b>								0.00	0.00	0.00	0.00	0.00	0.00				0	0	0	0	
<b>Total Apprentices</b>		0.00			0.00	0.00	0.00	0.00	0.00	0.00	0.00	0.00	0.00				0	0	0	0	
<b>Total Trainees</b>		0.00			0.00	0.00	0.00	0.00	0.00	0.00	0.00	0.00	0.00				0	0	0	0	
<b>Grand Total</b>		50.00		0.00		0.00		0.00		0.00		0.00		0.00 %	0.00 %	1		0			

E



FORM CC-257 Monthly Employment Report by Contractor

U.S. Department of Labor  
 Employment Standards Administration  
 Office of Federal Contract Compliance Programs

Report Date: 10/23/2017

Report By: Calendar Date

1. Covered Area (SMSA or EA)	2. Employers I.D. No.	Name and Location of Contractor Atlas Crane Service Inc., P.O. Box 356, Batavia, IL, 60510												OMB No. 1215-01633						
3. Current Goals Minority Female	4. Reporting Period From 9/1/2015 to 9/30/2017	This Report is required by Executive Order 11246, Sec. 203. Failure to report can result in contracts being cancelled, terminated, or suspended in whole or in part and the contractor may be declared ineligible for further Government contracts of federally assisted construction contracts.												Federal Funding Agency						
5.  CONSTRUCTION	Classifications	6. TOTAL FEDERAL & NON-FEDERAL CONSTRUCTION WORK HOURS												9.		10.				
		6a. M F		6b. M F		6c. M F		6d. M F		6e. M F		6f. M F		7.		8.		M	F	M
CRANE OPERATOR - NO OILER	Journey Worker	20.50	0.00	0.00	0.00	0.00	0.00	0.00	0.00	0.00	0.00	0.00	0.00	0.00			1	0	0	0
	Apprentice	0.00	0.00	0.00	0.00	0.00	0.00	0.00	0.00	0.00	0.00	0.00	0.00			0	0	0	0	
	Trainee	0.00	0.00	0.00	0.00	0.00	0.00	0.00	0.00	0.00	0.00	0.00	0.00			0	0	0	0	
	Sub-Total	20.50		0.00		0.00		0.00		0.00		0.00		0.00 %	0.00 %	1		0		
Total Journey Worker		20.50	0.00	0.00	0.00	0.00	0.00	0.00	0.00	0.00	0.00	0.00	0.00			1	0	0	0	
Total Apprentices								0.00	0.00	0.00	0.00	0.00	0.00				0	0	0	
Total Trainees								0.00	0.00	0.00	0.00	0.00	0.00				0	0	0	
Grand Total		20.50		0.00		0.00		0.00		0.00		0.00		0.00 %	0.00 %	1		0		

E



FORM CC-257 Monthly Employment Report by Contractor

U.S. Department of Labor  
 Employment Standards Administration  
 Office of Federal Contract Compliance Programs

Report Date: 10/23/2017

Report By: Calendar Date

1. Covered Area (SMSA or EA)	2. Employers I.D. No.	Name and Location of Contractor Austin Electric, Inc., 131 Airport Dr., Joliet, IL, 60431												OMB No. 1215-01633							
3. Current Goals Minority Female	4. Reporting Period From 9/1/2015 to 9/30/2017	This Report is required by Executive Order 11246, Sec. 203. Failure to report can result in contracts being cancelled, terminated, or suspended in whole or in part and the contractor may be declared ineligible for further Government contracts of federally assisted construction contracts.												Federal Funding Agency							
5. <b>CONSTRUCTION TRADE</b>	Classifications	<b>6. TOTAL FEDERAL &amp; NON-FEDERAL CONSTRUCTION WORK HOURS</b>												9. Total Number of Employees	10. Total Number of Minority Employees						
		6a. Total All Employees By Trade		6b. Black (Not of Hispanic Origin)		6c. Hispanic		6d. Asian or Pacific Islander		6e. American Indian or Native American		6f. Other				7. Minority Percentage	8. Female Percentage	M	F	M	F
		M	F	M	F	M	F	M	F	M	F	M	F								
ELECTRICIAN	Journey Worker	4,978.50	0.00	1,516.00	0.00	0.00	0.00	0.00	0.00	0.00	0.00	0.00	0.00	0.00			6	0	1	0	
	Apprentice	1,528.00	0.00	0.00	0.00	0.00	0.00	0.00	0.00	0.00	0.00	0.00	0.00	0.00			2	0	0	0	
	Tr							0.00	0.00	0.00	0.00	0.00	0.00				0	0	0	0	
Sub		6,506.50		1,516.00		0.00		0.00		0.00		0.00		23.30 %	0.00 %	8		1			
Total Journey Worker								0.00	0.00	0.00	0.00	0.00	0.00				0	1	0	0	
Total Apprentices								0.00	0.00	0.00	0.00	0.00	0.00				0	0	0	0	
Total Trainees								0.00	0.00	0.00	0.00	0.00	0.00				0	0	0	0	
Grand Total		6,506.50		1,516.00		0.00		0.00		0.00		0.00		23.30 %	0.00 %	8		1			

E



FORM CC-257 Monthly Employment Report by Contractor

U.S. Department of Labor  
 Employment Standards Administration  
 Office of Federal Contract Compliance Programs

Report Date: 10/23/2017

Report By: Calendar Date

1. Covered Area (SMSA or EA)	2. Employers I.D. No.	Name and Location of Contractor Autumn Construction Services, Inc., 449 Eisenhower Lane South, Lombard, IL, 60148												OMB No. 1215-01633					
3. Current Goals Minority Female	4. Reporting Period From 9/1/2015 to 9/30/2017	This Report is required by Executive Order 11246, Sec. 203. Failure to report can result in contracts being cancelled, terminated, or suspended in whole or in part and the contractor may be declared ineligible for further Government contracts of federally assisted construction contracts.												Federal Funding Agency					
5. <b>CONSTRUCTION TRADE</b>	Classifications	<b>6. TOTAL FEDERAL &amp; NON-FEDERAL CONSTRUCTION WORK HOURS</b>												9. Total Number of Employees		10. Total Number of Minority Employees			
		6a. Total All Employees By Trade		6b. Black (Not of Hispanic Origin)		6c. Hispanic		6d. Asian or Pacific Islander		6e. American Indian or Native		6f. Other						7. Minority Percentage	8. Female Percentage
		M	F	M	F	M	F	M	F	M	F	M	F			M	F	M	F
PIPEFITTER	Journey Worker	5,074.00	216.00	603.50	0.00	214.50	0.00	0.00	0.00	0.00	0.00	0.00	0.00			14	1	2	0
	Apprentice	1,807.00	0.00	0.00	0.00	990.00	0.00	0.00	0.00	0.00	0.00	0.00	0.00			4	0	1	0
	Trainee	0.00	0.00	0.00	0.00	0.00	0.00	0.00	0.00	0.00	0.00	0.00	0.00			0	0	0	0
	<b>Subtotal</b>	<b>7,097.00</b>		<b>603.50</b>		<b>1,204.50</b>		<b>0.00</b>		<b>0.00</b>		<b>0.00</b>		<b>25.48 %</b>	<b>3.04 %</b>	<b>19</b>		<b>3</b>	
<b>Total Journey Worker</b>								0.00	0.00	0.00	0.00	0.00	0.00				1	2	0
<b>Total Apprentices</b>								0.00	0.00	0.00	0.00	0.00	0.00				0	1	0
<b>Total Trainees</b>								0.00	0.00	0.00	0.00	0.00	0.00				0	0	0
<b>Grand Total</b>		<b>7,097.00</b>		<b>603.50</b>		<b>1,204.50</b>		<b>0.00</b>		<b>0.00</b>		<b>0.00</b>		<b>25.48 %</b>	<b>3.04 %</b>	<b>19</b>		<b>3</b>	

1

**E**



FORM CC-257 Monthly Employment Report by Contractor

Report Date: 10/23/2017

Report By: Calendar Date

1. Covered Area (SMSA or EA)	2. Employers I.D. No.	Name and Location of Contractor B&B Construction & Excavating, Inc., 1288 Bungalow Rd, Morris, IL, 60450												OMB No. 1215-01633					
3. Current Goals Minority Female	4. Reporting Period From 9/1/2015 to 9/30/2017	This Report is required by Executive Order 11246, Sec. 203. Failure to report can result in contracts being cancelled, terminated, or suspended in whole or in part and the contractor may be declared ineligible for further Government contracts of federally assisted construction contracts.												Federal Funding Agency					
5. <b>CONSTRUCTION TRADE</b>	Classifications	<b>6. TOTAL FEDERAL &amp; NON-FEDERAL CONSTRUCTION WORK HOURS</b>												9. Total Number of Employees		10. Total Number of Minority Employees			
		6a. Total All Employees By Trade		6b. Black (Not of Hispanic Origin)		6c. Hispanic		6d. Asian or Pacific Islander		6e. American Indian or Native		6f. Other						7. Minority Percentage	8. Female Percentage
		M	F	M	F	M	F	M	F	M	F	M	F						
LABORER (HEAVY & HIGHWAY)	Journey Worker	96.00	0.00	0.00	0.00	96.00	0.00	0.00	0.00	0.00	0.00	0.00	0.00			1	0	1	0
	Apprentice	0.00	0.00	0.00	0.00	0.00	0.00	0.00	0.00	0.00	0.00	0.00	0.00			0	0	0	0
	Trainee	0.00	0.00	0.00	0.00	0.00	0.00	0.00	0.00	0.00	0.00	0.00	0.00			0	0	0	0
	<b>Sub-Total</b>	<b>96.00</b>	<b>0.00</b>	<b>0.00</b>	<b>0.00</b>	<b>96.00</b>	<b>0.00</b>	<b>0.00</b>	<b>0.00</b>	<b>0.00</b>	<b>0.00</b>	<b>0.00</b>	<b>0.00</b>	<b>100.00 %</b>	<b>0.00 %</b>	<b>1</b>	<b>0</b>	<b>1</b>	<b>0</b>
POWER EQUIPMENT OPERATOR (HEAVY AND HIGHWAY CONSTRUCTION)	Journey Worker							0.00	0.00	0.00	0.00	0.00	0.00				0	0	0
	Apprentice							0.00	0.00	0.00	0.00	0.00	0.00				0	0	0
	Trainee							0.00	0.00	0.00	0.00	0.00	0.00				0	0	0
	<b>Sub-Total</b>	<b>0.00</b>	<b>0.00</b>	<b>0.00</b>	<b>0.00</b>	<b>0.00</b>	<b>0.00</b>	<b>0.00</b>	<b>0.00</b>	<b>0.00</b>	<b>0.00</b>	<b>0.00</b>	<b>0.00</b>	<b>0.00 %</b>	<b>0.00 %</b>	<b>0</b>	<b>0</b>	<b>0</b>	<b>0</b>
<b>Total Journey Worker</b>	671.00			0.00	96.00	0.00	0.00	0.00				0.00					0	1	0
<b>Total Apprentices</b>	0.00			0.00	0.00	0.00	0.00										0	0	0
<b>Total Trainees</b>	0.00			0.00	0.00	0.00	0.00										0	0	0
<b>Grand Total</b>	<b>671.00</b>	<b>0.00</b>	<b>0.00</b>	<b>0.00</b>	<b>96.00</b>	<b>0.00</b>	<b>0.00</b>	<b>0.00</b>	<b>0.00</b>	<b>0.00</b>	<b>0.00</b>	<b>0.00</b>	<b>14.31 %</b>	<b>0.00 %</b>	<b>4</b>	<b>0</b>	<b>1</b>	<b>0</b>	

E





FORM CC-257 Monthly Employment Report by Contractor

U.S. Department of Labor  
 Employment Standards Administration  
 Office of Federal Contract Compliance Programs

Report Date: 10/23/2017

Report By: Calendar Date

1. Covered Area (SMSA or EA)	2. Employers I.D. No.	Name and Location of Contractor Badger Daylighting, 8930 Mortorsports Way, Brownsburg, IN, 46112												OMB No. 1215-01633					
3. Current Goals Minority Female	4. Reporting Period From 9/1/2015 to 9/30/2017	This Report is required by Executive Order 11246, Sec. 203. Failure to report can result in contracts being cancelled, terminated, or suspended in whole or in part and the contractor may be declared ineligible for further Government contracts of federally assisted construction contracts.												Federal Funding Agency					
5.  CONSTRUCTION	Classifications	6. TOTAL FEDERAL & NON-FEDERAL CONSTRUCTION WORK HOURS												9.		10.			
		6a. M	F	6b. M	F	6c. M	F	6d. M	F	6e. M	F	6f. M	F	7.	8.	M	F	M	F
Power Equipment Operator Heavy and Highway	Journey Worker	102.00	0.00	0.00	0.00	0.00	0.00	0.00	0.00	0.00	0.00	0.00	0.00			2	0	0	0
	Apprentice	0.00	0.00	0.00	0.00	0.00	0.00	0.00	0.00	0.00	0.00	0.00	0.00			0	0	0	0
	Trainee	0.00	0.00	0.00	0.00	0.00	0.00	0.00	0.00	0.00	0.00	0.00	0.00			0	0	0	0
	Sub-Total	102.00		0.00		0.00		0.00		0.00		0.00		0.00 %	0.00 %	2		0	
POWER EQUIPMENT OPERATOR (HEAVY AND HIGHWAY CONSTRUCTION)	Journey Worker	5.50	0.00	0.00	0.00	0.00	0.00	0.00	0.00	0.00	0.00	0.00	0.00			1	0	0	0
	Apprentice							0.00	0.00	0.00	0.00	0.00	0.00				0	0	0
	Trainee							0.00	0.00	0.00	0.00	0.00	0.00				0	0	0
	Sub-Total	5.50		0.00		0.00		0.00		0.00		0.00		0.00 %	0.00 %	1		0	
Total Journey Worker		107.50		0.00		0.00		0.00		0.00		0.00				3		0	
Total Apprentices		0.00				0.00		0.00		0.00		0.00					0	0	0
Total Trainees		0.00				0.00		0.00		0.00		0.00					0	0	0
Grand Total		107.50		0.00		0.00		0.00		0.00		0.00		0.00 %	0.00 %	3		0	

E



FORM CC-257 Monthly Employment Report by Contractor

Report Date: 10/23/2017

Report By: Calendar Date

1. Covered Area (SMSA or EA)	2. Employers I.D. No.	Name and Location of Contractor Barrier Corp, 7831 North Nagle Ave., Morton Grove, IL, 60053												OMB No. 1215-01633					
3. Current Goals Minority Female	4. Reporting Period From 9/1/2015 to 9/30/2017	This Report is required by Executive Order 11246, Sec. 203. Failure to report can result in contracts being cancelled, terminated, or suspended in whole or in part and the contractor may be declared ineligible for further Government contracts of federally assisted construction contracts.												Federal Funding Agency					
5.  CONSTRUCTION	Classifications	6. TOTAL FEDERAL & NON-FEDERAL CONSTRUCTION WORK HOURS												9.		10.			
		6a. Total Hours		6b. Federal Hours		6c. Non-Federal Hours		6d. Apprentices		6e. Trainees		6f. Total Hours		7.	8.	M	F	M	F
		M	F	M	F	M	F	M	F	M	F	M	F						
CEMENT MASON/CONCRETE FINISHER	Journey Worker	120.00	0.00	0.00	0.00	68.00	0.00	0.00	0.00	0.00	0.00	0.00	0.00			4	0	2	0
	Apprentice	0.00	0.00	0.00	0.00	0.00	0.00	0.00	0.00	0.00	0.00	0.00	0.00			0	0	0	0
	Trainee	0.00	0.00	0.00	0.00	0.00	0.00	0.00	0.00	0.00	0.00	0.00	0.00			0	0	0	0
	<b>Sub-Total</b>	<b>120.00</b>		<b>0.00</b>		<b>68.00</b>		<b>0.00</b>		<b>0.00</b>		<b>0.00</b>		<b>56.67 %</b>	<b>0.00 %</b>	<b>4</b>		<b>2</b>	
LABORER (BUILDING & RESIDENTIAL)	Journey Worker	23.00	0.00	0.00	0.00	23.00	0.00	0.00	0.00	0.00	0.00	0.00	0.00			2	0	2	0
	Apprentice							0.00	0.00	0.00	0.00	0.00	0.00				0	0	0
	Trainee							0.00	0.00	0.00	0.00	0.00	0.00				0	0	0
	<b>Sub-Total</b>	<b>23.00</b>		<b>0.00</b>		<b>23.00</b>		<b>0.00</b>		<b>0.00</b>		<b>0.00</b>		<b>100.00 %</b>	<b>0.00 %</b>	<b>2</b>		<b>2</b>	
<b>Total Journey Worker</b>								0.00	0.00	0.00	0.00	0.00	0.00				0	4	0
<b>Total Apprentices</b>		0.00			0.00	0.00	0.00	0.00	0.00	0.00	0.00	0.00	0.00				0	0	0
<b>Total Trainees</b>		0.00			0.00	0.00	0.00	0.00	0.00								0	0	0
<b>Grand Total</b>		<b>143.00</b>		<b>0.00</b>		<b>91.00</b>		<b>0.00</b>		<b>0.00</b>		<b>0.00</b>		<b>63.64 %</b>	<b>0.00 %</b>	<b>6</b>		<b>4</b>	

E



FORM CC-257 Monthly Employment Report by Contractor

U.S. Department of Labor  
 Employment Standards Administration  
 Office of Federal Contract Compliance Programs

Report Date: 10/23/2017

Report By: Calendar Date

1. Covered Area (SMSA or EA)	2. Employers I.D. No.	Name and Location of Contractor Bartkowski Life Safety, 140 W 168th Street, South Holland, IL, 60473												OMB No. 1215-01633								
3. Current Goals Minority Female	4. Reporting Period From 9/1/2015 to 9/30/2017	This Report is required by Executive Order 11246, Sec. 203. Failure to report can result in contracts being cancelled, terminated, or suspended in whole or in part and the contractor may be declared ineligible for further Government contracts of federally assisted construction contracts.												Federal Funding Agency								
5.  CONSTRUCTION	Classifications	6. TOTAL FEDERAL & NON-FEDERAL CONSTRUCTION WORK HOURS												9.		10.						
		6a. Total Hours		6b. Prevailing		6c. Prevailing		6d. Prevailing		6e. Prevailing		6f. Prevailing		7.		8.		M	F	M	F	
		M	F	M	F	M	F	M	F	M	F	M	F									
LABORER (BUILDING & RESIDENTIAL)	Journey Worker	15.00	0.00	0.00	0.00	0.00	0.00	0.00	0.00	0.00	0.00	0.00	0.00					1	0	0	0	
	Apprentice	0.00	0.00	0.00	0.00	0.00	0.00	0.00	0.00	0.00	0.00	0.00	0.00					0	0	0	0	
	Trainee	0.00	0.00	0.00	0.00	0.00	0.00	0.00	0.00	0.00	0.00	0.00	0.00					0	0	0	0	
	<b>Sub-Total</b>	<b>15.00</b>		<b>0.00</b>		<b>0.00</b>		<b>0.00</b>		<b>0.00</b>		<b>0.00</b>		<b>0.00 %</b>		<b>0.00 %</b>			<b>1</b>		<b>0</b>	
<b>Total Journey Worker</b>		15.00	0.00	0.00	0.00	0.00	0.00	0.00	0.00	0.00	0.00	0.00	0.00					1	0	0	0	
<b>Total Apprentices</b>								0.00	0.00	0.00	0.00	0.00	0.00						0	0	0	0
<b>Total Trainees</b>								0.00	0.00	0.00	0.00	0.00	0.00						0	0	0	0
<b>Grand Total</b>		<b>15.00</b>		<b>0.00</b>		<b>0.00</b>		<b>0.00</b>		<b>0.00</b>		<b>0.00</b>		<b>0.00 %</b>		<b>0.00 %</b>		<b>1</b>		<b>0</b>		

[Redacted Signature and Title Area]

[Redacted Date Signed Area]

**RE**



FORM CC-257 Monthly Employment Report by Contractor

Report Date: 10/23/2017

Report By: Calendar Date

1. Covered Area (SMSA or EA)	2. Employers I.D. No.	Name and Location of Contractor Bedrock Stabilization Inc., PO Box 670, Wonder Lake, IL, 60097												OMB No. 1215-01633					
3. Current Goals Minority Female	4. Reporting Period From 9/1/2015 to 9/30/2017	This Report is required by Executive Order 11246, Sec. 203. Failure to report can result in contracts being cancelled, terminated, or suspended in whole or in part and the contractor may be declared ineligible for further Government contracts of federally assisted construction contracts.												Federal Funding Agency					
5. <b>CONSTRUCTION TRADE</b>	Classifications	<b>6. TOTAL FEDERAL &amp; NON-FEDERAL CONSTRUCTION WORK HOURS</b>												9. Total Number of Employees		10. Total Number of Minority Employees			
		6a. Total All Employees By Trade		6b. Black (Not of Hispanic Origin)		6c. Hispanic		6d. Asian or Pacific Islander		6e. American Indian or Native		6f. Other						7. Minority Percentage	8. Female Percentage
		M	F	M	F	M	F	M	F	M	F	M	F			M	F	M	F
OPERATING ENGINEER (HY)	Journey Worker	0.00	0.00	0.00	0.00	0.00	0.00	0.00	0.00	0.00	0.00	0.00	0.00			0	0	0	0
	Apprentice	119.50	46.00	0.00	0.00	119.50	0.00	0.00	0.00	0.00	0.00	0.00	0.00			1	1	1	0
	Trainee	0.00	0.00	0.00	0.00	0.00	0.00	0.00	0.00	0.00	0.00	0.00	0.00			0	0	0	0
	<b>Sub-Total</b>	165.50		0.00		119.50		0.00		0.00		0.00		72.21 %	27.79 %	2		1	
POWER EQUIPMENT OPERATOR (HEAVY AND HIGHWAY CONSTRUCTION)	Journey Worker	0.00	0.00	0.00	0.00	0.00	0.00	0.00	0.00	0.00	0.00	0.00	0.00			0	0	0	0
	Apprentice	0.00	0.00	0.00	0.00	0.00	0.00	0.00	0.00	0.00	0.00	0.00	0.00			0	0	0	0
	Trainee	0.00	0.00	0.00	0.00	0.00	0.00	0.00	0.00	0.00	0.00	0.00	0.00			0	0	0	0
	<b>Sub-Total</b>	223.50		0.00		0.00		0.00		0.00		0.00		0.00 %	0.00 %	3		0	
<b>Total Journey Worker</b>		223.50		0.00		0.00		0.00		0.00		0.00				0		0	
<b>Total Apprentices</b>		119.50		0.00		119.50		0.00		0.00		0.00				1		1	
<b>Total Trainees</b>		0.00		0.00		0.00		0.00		0.00		0.00				0		0	
<b>Grand Total</b>		389.00		0.00		119.50		0.00		0.00		0.00		30.72 %	11.83 %	5		1	

1

**SECRET**



FORM CC-257 Monthly Employment Report by Contractor

Report Date: 10/23/2017

Report By: Calendar Date

1. Covered Area (SMSA or EA)	2. Employers I.D. No.	Name and Location of Contractor BIOFOAM, 3627 W. Harrison St., Chicago, IL, 60624												OMB No. 1215-01633							
3. Current Goals Minority Female	4. Reporting Period From 9/1/2015 to 9/30/2017	This Report is required by Executive Order 11246, Sec. 203. Failure to report can result in contracts being cancelled, terminated, or suspended in whole or in part and the contractor may be declared ineligible for further Government contracts of federally assisted construction contracts.												Federal Funding Agency							
5. <b>CONSTRUCTION TRADE</b>	Classifications	<b>6. TOTAL FEDERAL &amp; NON-FEDERAL CONSTRUCTION WORK HOURS</b>												9. Total Number of Employees	10. Total Number of Minority Employees						
		6a. Total All Employees By Trade		6b. Black (Not of Hispanic Origin)		6c. Hispanic		6d. Asian or Pacific Islander		6e. American Indian or Native American		6f. Other				7. Minority Percentage	8. Female Percentage	M	F	M	F
		M	F	M	F	M	F	M	F	M	F	M	F								
CARPENTER	Journey Worker	2,007.00	96.00	0.00	96.00	1,235.00	0.00	0.00	0.00	0.00	0.00	0.00	0.00			6	1	4	1		
	Apprentice	543.00	112.00	0.00	112.00	543.00	0.00	0.00	0.00	0.00	0.00	0.00	0.00			2	1	2	1		
	Tr							0.00	0.00	0.00	0.00	0.00	0.00			0	0	0	0		
	Sub	2,758.00		208.00		1,778.00		0.00	0.00	0.00	0.00	0.00	0.00	72.01 %	7.54 %	10		8			
<b>Total Journey Worker</b>								0.00	0.00	0.00	0.00	0.00	0.00				1	4	1		
<b>Total Apprentices</b>								0.00	0.00	0.00	0.00	0.00	0.00				1	2	1		
<b>Total Trainees</b>		0.00			0.00	0.00	0.00	0.00	0.00	0.00	0.00	0.00	0.00				0	0	0		
<b>Grand Total</b>		2,758.00		208.00		1,778.00		0.00	0.00	0.00	0.00	0.00	0.00	72.01 %	7.54 %	10		8			

1 2

**ES**



FORM CC-257 Monthly Employment Report by Contractor

U.S. Department of Labor  
 Employment Standards Administration  
 Office of Federal Contract Compliance Programs

Report Date: 10/23/2017

Report By: Calendar Date

1. Covered Area (SMSA or EA)	2. Employers I.D. No.	Name and Location of Contractor Bourbon Tile & Marble, Inc., 270 Lexington Drive, Buffalo Grove, IL, 60089												OMB No. 1215-01633							
3. Current Goals Minority Female	4. Reporting Period From 9/1/2015 to 9/30/2017	This Report is required by Executive Order 11246, Sec. 203. Failure to report can result in contracts being cancelled, terminated, or suspended in whole or in part and the contractor may be declared ineligible for further Government contracts of federally assisted construction contracts.												Federal Funding Agency							
5.  CONSTRUCTION	Classifications	6. TOTAL FEDERAL & NON-FEDERAL CONSTRUCTION WORK HOURS												9.		10.					
		6a. Total Hours		6b. Blk		6c. Blk		6d. Blk		6e. Blk		6f. Blk		7.		8.		M	F	M	F
BRICKLAYER	Journey Worker	1,659.00	0.00	0.00	0.00	0.00	0.00	0.00	0.00	0.00	0.00	0.00	0.00					10	0	0	0
	Apprentice	0.00	0.00	0.00	0.00	0.00	0.00	0.00	0.00	0.00	0.00	0.00	0.00					0	0	0	0
	Trainee	0.00	0.00	0.00	0.00	0.00	0.00	0.00	0.00	0.00	0.00	0.00	0.00					0	0	0	0
	<b>Sub-Total</b>	<b>1,659.00</b>	<b>0.00</b>	<b>0.00</b>	<b>0.00</b>	<b>0.00</b>	<b>0.00</b>	<b>0.00</b>	<b>0.00</b>	<b>0.00</b>	<b>0.00</b>	<b>0.00</b>	<b>0.00</b>	<b>0.00 %</b>	<b>0.00 %</b>	<b>10</b>	<b>0</b>				
<b>Total Journey Worker</b>		<b>1,659.00</b>	<b>0.00</b>	<b>0.00</b>	<b>0.00</b>	<b>0.00</b>	<b>0.00</b>	<b>0.00</b>	<b>0.00</b>	<b>0.00</b>	<b>0.00</b>	<b>0.00</b>	<b>0.00</b>					<b>10</b>	<b>0</b>	<b>0</b>	<b>0</b>
<b>Total Apprentices</b>								<b>0.00</b>	<b>0.00</b>	<b>0.00</b>	<b>0.00</b>	<b>0.00</b>	<b>0.00</b>					<b>0</b>	<b>0</b>	<b>0</b>	<b>0</b>
<b>Total Trainees</b>								<b>0.00</b>	<b>0.00</b>	<b>0.00</b>	<b>0.00</b>	<b>0.00</b>	<b>0.00</b>					<b>0</b>	<b>0</b>	<b>0</b>	<b>0</b>
<b>Grand Total</b>		<b>1,659.00</b>	<b>0.00</b>	<b>0.00</b>	<b>0.00</b>	<b>0.00</b>	<b>0.00</b>	<b>0.00</b>	<b>0.00</b>	<b>0.00</b>	<b>0.00</b>	<b>0.00</b>	<b>0.00 %</b>	<b>0.00 %</b>	<b>10</b>	<b>0</b>					

[Redacted Signature and Title Area]

[Redacted Signature]

[Redacted Signature and Title Area]



FORM CC-257 Monthly Employment Report by Contractor

U.S. Department of Labor  
 Employment Standards Administration  
 Office of Federal Contract Compliance Programs

Report Date: 10/23/2017

Report By: Calendar Date

1. Covered Area (SMSA or EA)	2. Employers I.D. No.	Name and Location of Contractor Built Best Fence Co., Inc., 615 W Factory Rd, Addison, IL, 60101												OMB No. 1215-01633							
3. Current Goals Minority Female	4. Reporting Period From 9/1/2015 to 9/30/2017	This Report is required by Executive Order 11246, Sec. 203. Failure to report can result in contracts being cancelled, terminated, or suspended in whole or in part and the contractor may be declared ineligible for further Government contracts of federally assisted construction contracts.												Federal Funding Agency							
5.  CONSTRUCTION	Classifications	6. TOTAL FEDERAL & NON-FEDERAL CONSTRUCTION WORK HOURS												9.		10.					
		6a. Total Hours		6b. Federal Hours		6c. Non-Federal Hours		6d. Apprentices		6e. Trainees		6f. Total		7.		8.		M	F	M	F
		M	F	M	F	M	F	M	F	M	F	M	F								
IRONWORKER	Journey Worker	555.00	0.00	0.00	0.00	458.00	0.00	0.00	0.00	0.00	0.00	0.00	0.00					6	0	4	0
	Apprentice	0.00	0.00	0.00	0.00	0.00	0.00	0.00	0.00	0.00	0.00	0.00	0.00					0	0	0	0
	Trainee	0.00	0.00	0.00	0.00	0.00	0.00	0.00	0.00	0.00	0.00	0.00	0.00					0	0	0	0
	<b>Sub-Total</b>	<b>555.00</b>	<b>0.00</b>	<b>0.00</b>	<b>0.00</b>	<b>458.00</b>	<b>0.00</b>	<b>0.00</b>	<b>0.00</b>	<b>0.00</b>	<b>0.00</b>	<b>0.00</b>	<b>0.00</b>	<b>82.52 %</b>	<b>0.00 %</b>	<b>6</b>	<b>4</b>				
<b>Total Journey Worker</b>		555.00	0.00	0.00	0.00	458.00	0.00	0.00	0.00	0.00	0.00	0.00	0.00					6	0	4	0
<b>Total Apprentices</b>								0.00	0.00	0.00	0.00	0.00	0.00					0	0	0	0
<b>Total Trainees</b>								0.00	0.00	0.00	0.00	0.00	0.00					0	0	0	0
<b>Grand Total</b>		<b>555.00</b>	<b>0.00</b>	<b>0.00</b>	<b>0.00</b>	<b>458.00</b>	<b>0.00</b>	<b>0.00</b>	<b>0.00</b>	<b>0.00</b>	<b>0.00</b>	<b>0.00</b>	<b>82.52 %</b>	<b>0.00 %</b>	<b>6</b>	<b>4</b>					

[Redacted Signature and Title Area]

**RE**

[Redacted Signature and Title Area]



FORM CC-257 Monthly Employment Report by Contractor

U.S. Department of Labor  
 Employment Standards Administration  
 Office of Federal Contract Compliance Programs

Report Date: 10/23/2017

Report By: Calendar Date

1. Covered Area (SMSA or EA)	2. Employers I.D. No.	Name and Location of Contractor BUTLER CORING, INC, 1350 TRI-STATE PARKWAY, GURNEE, IL, 60031												OMB No. 1215-01633							
3. Current Goals Minority Female	4. Reporting Period From 9/1/2015 to 9/30/2017	This Report is required by Executive Order 11246, Sec. 203. Failure to report can result in contracts being cancelled, terminated, or suspended in whole or in part and the contractor may be declared ineligible for further Government contracts of federally assisted construction contracts.												Federal Funding Agency							
5.  CONSTRUCTION	Classifications	6. TOTAL FEDERAL & NON-FEDERAL CONSTRUCTION WORK HOURS												9.		10.					
		6a. Total Hours		6b. Blk. 1		6c. Blk. 2		6d. Blk. 3		6e. Blk. 4		6f. Blk. 5		7.		8.		M	F	M	F
LABORER (BUILDING & RESIDENTIAL)	Journey Worker	85.50	0.00	0.00	0.00	0.00	0.00	0.00	0.00	0.00	0.00	0.00	0.00	0.00	0.00	0.00	0.00	1	0	0	0
	Apprentice	0.00	0.00	0.00	0.00	0.00	0.00	0.00	0.00	0.00	0.00	0.00	0.00	0.00	0.00	0.00	0.00	0	0	0	0
	Trainee	0.00	0.00	0.00	0.00	0.00	0.00	0.00	0.00	0.00	0.00	0.00	0.00	0.00	0.00	0.00	0.00	0	0	0	0
	<b>Sub-Total</b>	<b>85.50</b>	<b>0.00</b>	<b>0.00</b>	<b>0.00</b>	<b>0.00</b>	<b>0.00</b>	<b>0.00</b>	<b>0.00</b>	<b>0.00</b>	<b>0.00</b>	<b>0.00</b>	<b>0.00</b>	<b>0.00</b>	<b>0.00 %</b>	<b>0.00 %</b>	<b>1</b>	<b>0</b>			
<b>Total Journey Worker</b>		85.50	0.00	0.00	0.00	0.00	0.00	0.00	0.00	0.00	0.00	0.00	0.00	0.00	0.00	0.00	0.00	1	0	0	0
<b>Total Apprentices</b>								0.00	0.00	0.00	0.00	0.00	0.00					0	0	0	0
<b>Total Trainees</b>								0.00	0.00	0.00	0.00	0.00	0.00					0	0	0	0
<b>Grand Total</b>		<b>85.50</b>	<b>0.00</b>	<b>0.00</b>	<b>0.00</b>	<b>0.00</b>	<b>0.00</b>	<b>0.00</b>	<b>0.00</b>	<b>0.00</b>	<b>0.00</b>	<b>0.00</b>	<b>0.00</b>	<b>0.00 %</b>	<b>0.00 %</b>	<b>1</b>	<b>0</b>				

E





FORM CC-257 Monthly Employment Report by Contractor

U.S. Department of Labor  
 Employment Standards Administration  
 Office of Federal Contract Compliance Programs

Report Date: 10/23/2017

Report By: Calendar Date

1. Covered Area (SMSA or EA)	2. Employers I.D. No.	Name and Location of Contractor Cable Communications, Inc., 6200 S. Oakley, Chicago, IL, 60636												OMB No. 1215-01633						
3. Current Goals Minority Female	4. Reporting Period From 9/1/2015 to 9/30/2017	This Report is required by Executive Order 11246, Sec. 203. Failure to report can result in contracts being cancelled, terminated, or suspended in whole or in part and the contractor may be declared ineligible for further Government contracts of federally assisted construction contracts.												Federal Funding Agency						
5.  CONSTRUCTION	Classifications	6. TOTAL FEDERAL & NON-FEDERAL CONSTRUCTION WORK HOURS												9.		10.				
		6a. M F		6b. M F		6c. M F		6d. M F		6e. M F		6f. M F		7.		8.		M	F	M
ELECTRICIAN	Journey Worker	1,020.00	0.00	0.00	0.00	480.00	0.00	0.00	0.00	0.00	0.00	0.00	0.00	0.00			4	0	1	0
	Apprentice	0.00	0.00	0.00	0.00	0.00	0.00	0.00	0.00	0.00	0.00	0.00	0.00			0	0	0	0	
	Trainee	0.00	0.00	0.00	0.00	0.00	0.00	0.00	0.00	0.00	0.00	0.00	0.00			0	0	0	0	
	<b>Sub-Total</b>	<b>1,020.00</b>		<b>0.00</b>		<b>480.00</b>		<b>0.00</b>		<b>0.00</b>		<b>0.00</b>		<b>0.00</b>	<b>47.06 %</b>	<b>0.00 %</b>	<b>4</b>		<b>1</b>	
<b>Total Journey Worker</b>		1,020.00	0.00	0.00	0.00	480.00	0.00	0.00	0.00	0.00	0.00	0.00	0.00			4	0	1	0	
<b>Total Apprentices</b>								0.00	0.00	0.00	0.00	0.00	0.00				0	0	0	0
<b>Total Trainees</b>								0.00	0.00	0.00	0.00	0.00	0.00				0	0	0	0
<b>Grand Total</b>		<b>1,020.00</b>		<b>0.00</b>		<b>480.00</b>		<b>0.00</b>		<b>0.00</b>		<b>0.00</b>		<b>47.06 %</b>	<b>0.00 %</b>	<b>4</b>		<b>1</b>		

[Redacted Signature Area]

[Redacted Signature Area]

**RE**



FORM CC-257 Monthly Employment Report by Contractor

U.S. Department of Labor  
 Employment Standards Administration  
 Office of Federal Contract Compliance Programs

Report Date: 10/23/2017

Report By: Calendar Date

1. Covered Area (SMSA or EA)	2. Employers I.D. No.	Name and Location of Contractor Cabo Construction Corp., 1270 S. Kostner Ave., Chicago, IL, 60623												OMB No. 1215-01633						
3. Current Goals Minority Female	4. Reporting Period From 9/1/2015 to 9/30/2017	This report is required by Executive Order 11246, Sec. 203. Failure to report can result in contracts being cancelled, terminated, or suspended in whole or in part and the contractor may be declared ineligible for further Government contracts of federally assisted construction contracts.												Federal Funding Agency						
5.  CONSTRUCTION	Classifications	6. TOTAL FEDERAL & NON-FEDERAL CONSTRUCTION WORK HOURS												9.		10.				
		6a.		6b.		6c.		6d.		6e.		6f.		7.	8.	M	F	M	F	
		M	F	M	F	M	F	M	F	M	F	M	F							
LABORER (HEAVY & HIGHWAY)	Journey Worker	2,639.00	0.00	0.00	0.00	2,486.00	0.00	0.00	0.00	0.00	0.00	0.00	0.00	94.20 %	0.00 %	12	0	10	0	
	Apprentice	0.00	0.00	0.00	0.00	0.00	0.00	0.00	0.00	0.00	0.00	0.00	0.00			0	0	0	0	
	Trainee	0.00	0.00	0.00	0.00	0.00	0.00	0.00	0.00	0.00	0.00	0.00	0.00			0	0	0	0	
	<b>Sub-Total</b>	<b>2,639.00</b>		<b>0.00</b>		<b>2,486.00</b>		<b>0.00</b>		<b>0.00</b>		<b>0.00</b>				<b>12</b>		<b>10</b>		
LABORER (TUNNEL AND SEWER)	Journey Worker	3,414.50	104.00	0.00	4.00	3,404.50	100.00	0.00	0.00	0.00	0.00	0.00	0.00	99.72 %	2.96 %	20	2	19	2	
	Apprentice							0.00	0.00	0.00	0.00	0.00	0.00			0	0	0	0	
	Trainee							0.00	0.00	0.00	0.00	0.00	0.00			0	0	0	0	
	<b>Sub-Total</b>	<b>3,518.50</b>		<b>4.00</b>		<b>3,504.50</b>		<b>0.00</b>		<b>0.00</b>		<b>0.00</b>				<b>22</b>		<b>21</b>		
OPERATORS	Journey Worker							0.00	0.00	0.00	0.00	0.00	0.00	29.47 %	0.00 %			0	2	0
	Apprentice	0.00			0.00	0.00	0.00	0.00	0.00	0.00	0.00	0.00	0			0	0	0		
	Trainee	0.00			0.00	0.00	0.00	0.00	0.00	0.00	0.00	0.00	0			0	0	0		
	<b>Sub-Total</b>	<b>1,079.00</b>		<b>0.00</b>		<b>318.00</b>		<b>0.00</b>		<b>0.00</b>		<b>0.00</b>				<b>5</b>		<b>2</b>		
POWER EQUIPMENT OPERATOR (HEAVY AND HIGHWAY CONSTRUCTION)	Journey Worker	1,806.50			0.00	785.50	0.00	0.00	0.00	0.00	0.00	0.00	0.00	43.48 %	0.00 %			0	3	0
	Apprentice	0.00			0.00	0.00	0.00	0.00	0.00	0.00	0.00	0.00	0			0	0	0		
	Trainee	0.00			0.00	0.00	0.00	0.00	0.00	0.00	0.00	0.00	0			0	0	0		
	<b>Sub-Total</b>	<b>1,806.50</b>		<b>0.00</b>		<b>785.50</b>		<b>0.00</b>		<b>0.00</b>		<b>0.00</b>				<b>9</b>		<b>3</b>		
<b>Total Journey Worker</b>	8,939.00			4.00	6,994.00	100.00	0.00	0.00	0.00	0.00	0.00	0.00			5	2	34	2		
<b>Total Apprentices</b>	0.00			0.00	0.00	0.00	0.00	0.00	0.00	0.00	0.00	0.00				0	0	0		
<b>Total Trainees</b>	0.00			0.00	0.00	0.00	0.00	0.00	0.00	0.00	0.00	0.00				0	0	0		
<b>Grand Total</b>	<b>9,043.00</b>		<b>4.00</b>		<b>7,094.00</b>		<b>0.00</b>		<b>0.00</b>		<b>0.00</b>		<b>78.49 %</b>	<b>1.15 %</b>	<b>48</b>		<b>36</b>			



FORM CC-257 Monthly Employment Report by Contractor

U.S. Department of Labor  
 Employment Standards Administration  
 Office of Federal Contract Compliance Programs

Report Date: 10/23/2017

Report By: Calendar Date

1. Covered Area (SMSA or EA)	2. Employers I.D. No.	Name and Location of Contractor Case Foundation Company, 1325 W Lake St, Roselle, IL, 60172												OMB No. 1215-01633					
3. Current Goals Minority Female	4. Reporting Period From 9/1/2015 to 9/30/2017	This Report is required by Executive Order 11246, Sec. 203. Failure to report can result in contracts being cancelled, terminated, or suspended in whole or in part and the contractor may be declared ineligible for further Government contracts of federally assisted construction contracts.												Federal Funding Agency					
5. <b>CONSTRUCTION TRADE</b>	Classifications	<b>6. TOTAL FEDERAL &amp; NON-FEDERAL CONSTRUCTION WORK HOURS</b>												9. Total Number of Employees		10. Total Number of Minority Employees			
		6a. Total All Employees By Trade		6b. Black (Not of Hispanic Origin)		6c. Hispanic		6d. Asian or Pacific Islander		6e. American Indian or Native		6f. Other						7. Minority Percentage	8. Female Percentage
		M	F	M	F	M	F	M	F	M	F	M	F						
IRONWORKER	Journey Worker	3,964.00	0.00	744.50	0.00	308.50	0.00	1,022.50	0.00	0.00	0.00	0.00	0.00			16	0	7	0
	Apprentice	1,211.50	0.00	0.00	0.00	1,211.50	0.00	0.00	0.00	0.00	0.00	0.00	0.00			1	0	1	0
	Trainee	0.00	0.00	0.00	0.00	0.00	0.00	0.00	0.00	0.00	0.00	0.00	0.00			0	0	0	0
	<b>Sub-Total</b>	<b>5,175.50</b>		<b>744.50</b>		<b>1,520.00</b>		<b>1,022.50</b>		<b>0.00</b>		<b>0.00</b>		<b>63.51 %</b>	<b>0.00 %</b>	<b>17</b>		<b>8</b>	
LABORER (BUILDING & RESIDENTIAL)	Journey Worker							0.00	0.00	0.00	0.00	0.00	0.00				0	9	0
	Apprentice							0.00	0.00	0.00	0.00	0.00	0.00				0	0	0
	Trainee							0.00	0.00	0.00	0.00	0.00	0.00				0	0	0
	<b>Sub-Total</b>	<b>10,054.50</b>		<b>1,363.50</b>		<b>4,116.00</b>		<b>0.00</b>		<b>0.00</b>		<b>0.00</b>		<b>54.50 %</b>	<b>0.00 %</b>	<b>17</b>		<b>9</b>	
OPERATING ENGINEER (HY)	Journey Worker	0.00			0.00	0.00	0.00	0.00	0.00				0.00				0	0	0
	Apprentice	818.50				0.00	0.00	256.50								4	0	1	0
	Trainee	0.00				0.00	0.00	0.00									0	0	0
	<b>Sub-Total</b>	<b>818.50</b>		<b>0.00</b>		<b>0.00</b>		<b>256.50</b>		<b>0.00</b>		<b>0.00</b>		<b>31.34 %</b>	<b>0.00 %</b>	<b>4</b>		<b>1</b>	
POWER EQUIPMENT OPERATOR (BUILDING AND RESIDENTIAL CONSTRUCTION)	Journey Worker	13,608.50			0.00	0.00	0.00	0.00	0.00	0.00	0.00	860.00					3	2	0
	Apprentice	0.00			0.00	0.00	0.00	0.00	0.00	0.00	0.00	0.00					0	0	0
	Trainee	0.00			0.00	0.00	0.00	0.00	0.00	0.00	0.00	0.00					0	0	0
	<b>Sub-Total</b>	<b>16,527.00</b>		<b>150.00</b>		<b>0.00</b>		<b>0.00</b>		<b>0.00</b>		<b>860.00</b>		<b>0.91 %</b>	<b>17.66 %</b>	<b>34</b>		<b>2</b>	
<b>Total Journey Worker</b>	<b>27,627.00</b>		<b>0.00</b>		<b>4,424.50</b>		<b>0.00</b>		<b>0.00</b>		<b>0.00</b>				<b>17</b>		<b>3</b>	<b>18</b>	<b>0</b>
<b>Total Apprentices</b>	<b>2,030.00</b>		<b>0.00</b>		<b>1,211.50</b>		<b>0.00</b>		<b>0.00</b>		<b>0.00</b>				<b>1</b>		<b>0</b>	<b>2</b>	<b>0</b>
<b>Total Trainees</b>	<b>0.00</b>		<b>0.00</b>		<b>0.00</b>		<b>0.00</b>		<b>0.00</b>		<b>0.00</b>				<b>0</b>		<b>0</b>	<b>0</b>	<b>0</b>
<b>Grand Total</b>		<b>32,575.50</b>		<b>2,258.00</b>		<b>5,636.00</b>		<b>1,279.00</b>		<b>0.00</b>		<b>860.00</b>		<b>28.16 %</b>	<b>8.96 %</b>	<b>72</b>		<b>20</b>	



FORM CC-257 Monthly Employment Report by Contractor

Report Date: 10/23/2017

Report By: Calendar Date

1. Covered Area (SMSA or EA)	2. Employers I.D. No.	Name and Location of Contractor Chicago Cut Concrete Cutting, 674 Albion Ave., Schaumburg, IL, 60193												OMB No. 1215-01633					
3. Current Goals Minority Female	4. Reporting Period From 9/1/2015 to 9/30/2017	This Report is required by Executive Order 11246, Sec. 203. Failure to report can result in contracts being cancelled, terminated, or suspended in whole or in part and the contractor may be declared ineligible for further Government contracts of federally assisted construction contracts.												Federal Funding Agency					
5.  CONSTRUCTION	Classifications	6. TOTAL FEDERAL & NON-FEDERAL CONSTRUCTION WORK HOURS												9.		10.			
		6a. M	F	6b. M	F	6c. M	F	6d. M	F	6e. M	F	6f. M	F	7.	8.	M	F	M	F
LABORER (BUILDING & RESIDENTIAL)	Journey Worker	130.40	0.00	0.00	0.00	0.00	0.00	0.00	0.00	0.00	0.00	0.00	0.00			3	0	0	0
	Apprentice	0.00	0.00	0.00	0.00	0.00	0.00	0.00	0.00	0.00	0.00	0.00	0.00			0	0	0	0
	Trainee	0.00	0.00	0.00	0.00	0.00	0.00	0.00	0.00	0.00	0.00	0.00	0.00			0	0	0	0
	<b>Sub-Total</b>	<b>130.40</b>	<b>0.00</b>	<b>0.00</b>	<b>0.00</b>	<b>0.00</b>	<b>0.00</b>	<b>0.00</b>	<b>0.00</b>	<b>0.00</b>	<b>0.00</b>	<b>0.00</b>	<b>0.00</b>	<b>0.00 %</b>	<b>0.00 %</b>	<b>3</b>	<b>0</b>	<b>0</b>	<b>0</b>
LABORER (TUNNEL AND SEWER)	Journey Worker	161.00	0.00	0.00	0.00	34.00	0.00	0.00	0.00	0.00	0.00	0.00	0.00			7	0	1	0
	Apprentice							0.00	0.00	0.00	0.00	0.00	0.00				0	0	0
	Trainee							0.00	0.00	0.00	0.00	0.00	0.00				0	0	0
	<b>Sub-Total</b>	<b>161.00</b>	<b>0.00</b>	<b>0.00</b>	<b>0.00</b>	<b>34.00</b>	<b>0.00</b>	<b>0.00</b>	<b>0.00</b>	<b>0.00</b>	<b>0.00</b>	<b>0.00</b>	<b>0.00</b>	<b>21.12 %</b>	<b>0.00 %</b>	<b>7</b>	<b>0</b>	<b>1</b>	<b>0</b>
<b>Total Journey Worker</b>								0.00	0.00	0.00	0.00	0.00	0.00			0	0	1	0
<b>Total Apprentices</b>								0.00	0.00	0.00	0.00	0.00	0.00				0	0	0
<b>Total Trainees</b>								0.00	0.00	0.00	0.00	0.00	0.00				0	0	0
<b>Grand Total</b>		<b>291.40</b>	<b>0.00</b>	<b>0.00</b>	<b>0.00</b>	<b>34.00</b>	<b>0.00</b>	<b>0.00</b>	<b>0.00</b>	<b>0.00</b>	<b>0.00</b>	<b>0.00</b>	<b>11.67 %</b>	<b>0.00 %</b>	<b>10</b>	<b>0</b>	<b>1</b>	<b>0</b>	

E



FORM CC-257 Monthly Employment Report by Contractor

Report Date: 10/23/2017

Report By: Calendar Date

1. Covered Area (SMSA or EA)	2. Employers I.D. No.	Name and Location of Contractor Chicago Steel Construction, LLC, 4433 E 83rd Ave, Merrillville, IN, 46410												OMB No. 1215-01633							
3. Current Goals Minority Female	4. Reporting Period From 9/1/2015 to 9/30/2017	This Report is required by Executive Order 11246, Sec. 203. Failure to report can result in contracts being cancelled, terminated, or suspended in whole or in part and the contractor may be declared ineligible for further Government contracts of federally assisted construction contracts.												Federal Funding Agency							
5. <b>CONSTRUCTION TRADE</b>	Classifications	<b>6. TOTAL FEDERAL &amp; NON-FEDERAL CONSTRUCTION WORK HOURS</b>												9. Total Number of Employees	10. Total Number of Minority Employees						
		6a. Total All Employees By Trade		6b. Black (Not of Hispanic Origin)		6c. Hispanic		6d. Asian or Pacific Islander		6e. American Indian or Native American		6f. Other				7. Minority Percentage	8. Female Percentage	M		F	
		M	F	M	F	M	F	M	F	M	F	M	F					M	F	M	F
IRONWORKER	Journey Worker	20,434.00	1,128.00	151.00	230.00	3,647.50	0.00	0.00	0.00	1,911.00	0.00	0.00	0.00			49	2	10	1		
	Apprentice	1,140.50	0.00	153.00	0.00	163.00	0.00	0.00	0.00	0.00	0.00	0.00	0.00			7	0	4	0		
	Trainee	0.00	0.00	0.00	0.00	0.00	0.00	0.00	0.00	0.00	0.00	0.00	0.00			0	0	0	0		
	Subtotal	22,702.50		534.00		3,810.50		0.00		1,911.00		0.00		27.55 %	4.97 %	58		15			
<b>Total Journey Worker</b>																	2	10	1		
<b>Total Apprentices</b>																	0	4	0		
<b>Total Trainees</b>																	0	0	0		
<b>Grand Total</b>		22,702.50		534.00		3,810.50		0.00		1,911.00		0.00		27.55 %	4.97 %	58		15			

E



FORM CC-257 Monthly Employment Report by Contractor

U.S. Department of Labor  
 Employment Standards Administration  
 Office of Federal Contract Compliance Programs

Report Date: 10/23/2017

Report By: Calendar Date

1. Covered Area (SMSA or EA)	2. Employers I.D. No.	Name and Location of Contractor CHICAGOLAND TRUCKIN, 5494 W. ROOSEVELT RD, CHICAGO, IL, 60644												OMB No. 1215-01633							
3. Current Goals Minority Female	4. Reporting Period From 9/1/2015 to 9/30/2017	This Report is required by Executive Order 11246, Sec. 203. Failure to report can result in contracts being cancelled, terminated, or suspended in whole or in part and the contractor may be declared ineligible for further Government contracts of federally assisted construction contracts.												Federal Funding Agency							
5.  CONSTRUCTION	Classifications	6. TOTAL FEDERAL & NON-FEDERAL CONSTRUCTION WORK HOURS												9.		10.					
		6a. Total Hours		6b. Prevailing		6c. Prevailing		6d. Prevailing		6e. Prevailing		6f. Prevailing		7.		8.		M	F	M	F
		M	F	M	F	M	F	M	F	M	F	M	F								
TRUCK DRIVER (HEAVY AND HIGHWAY)	Journey Worker	1,406.75	0.00	46.50	0.00	1,360.25	0.00	0.00	0.00	0.00	0.00	0.00	0.00					40	0	40	0
	Apprentice	0.00	0.00	0.00	0.00	0.00	0.00	0.00	0.00	0.00	0.00	0.00	0.00					0	0	0	0
	Trainee	0.00	0.00	0.00	0.00	0.00	0.00	0.00	0.00	0.00	0.00	0.00	0.00					0	0	0	0
	<b>Sub-Total</b>	<b>1,406.75</b>		<b>46.50</b>		<b>1,360.25</b>		<b>0.00</b>		<b>0.00</b>		<b>0.00</b>		<b>100.00 %</b>		<b>0.00 %</b>		<b>40</b>		<b>40</b>	
<b>Total Journey Worker</b>		1,406.75	0.00	46.50	0.00	1,360.25	0.00	0.00	0.00	0.00	0.00	0.00	0.00					40	0	40	0
<b>Total Apprentices</b>								0.00	0.00	0.00	0.00	0.00	0.00					0	0	0	0
<b>Total Trainees</b>								0.00	0.00	0.00	0.00	0.00	0.00					0	0	0	0
<b>Grand Total</b>		<b>1,406.75</b>		<b>46.50</b>		<b>1,360.25</b>		<b>0.00</b>		<b>0.00</b>		<b>0.00</b>		<b>100.00 %</b>		<b>0.00 %</b>		<b>40</b>		<b>40</b>	

E



FORM CC-257 Monthly Employment Report by Contractor

U.S. Department of Labor  
 Employment Standards Administration  
 Office of Federal Contract Compliance Programs

Report Date: 10/23/2017

Report By: Calendar Date

1. Covered Area (SMSA or EA)	2. Employers I.D. No.	Name and Location of Contractor CHICAGOLAND TRUCKIN, INC., 5494 W ROOSEVELT RD, CHICAGO, IL, 60644												OMB No. 1215-01633							
3. Current Goals Minority Female	4. Reporting Period From 9/1/2015 to 9/30/2017	This Report is required by Executive Order 11246, Sec. 203. Failure to report can result in contracts being cancelled, terminated, or suspended in whole or in part and the contractor may be declared ineligible for further Government contracts of federally assisted construction contracts.												Federal Funding Agency							
5.  CONSTRUCTION	Classifications	6. TOTAL FEDERAL & NON-FEDERAL CONSTRUCTION WORK HOURS												9.		10.					
		6a. Total Hours		6b. Prevailing		6c. Prevailing		6d. Prevailing		6e. Prevailing		6f. Prevailing		7.		8.		M	F	M	F
TRUCK DRIVER (HEAVY AND HIGHWAY)	Journey Worker	1,158.75	0.00	0.00	0.00	1,158.75	0.00	0.00	0.00	0.00	0.00	0.00	0.00					43	0	43	0
	Apprentice	0.00	0.00	0.00	0.00	0.00	0.00	0.00	0.00	0.00	0.00	0.00	0.00					0	0	0	0
	Trainee	0.00	0.00	0.00	0.00	0.00	0.00	0.00	0.00	0.00	0.00	0.00	0.00					0	0	0	0
	<b>Sub-Total</b>	<b>1,158.75</b>	<b>0.00</b>	<b>0.00</b>	<b>0.00</b>	<b>1,158.75</b>	<b>0.00</b>	<b>0.00</b>	<b>0.00</b>	<b>0.00</b>	<b>0.00</b>	<b>0.00</b>	<b>0.00</b>	<b>100.00 %</b>	<b>0.00 %</b>			<b>43</b>	<b>0</b>	<b>43</b>	<b>0</b>
<b>Total Journey Worker</b>		<b>1,158.75</b>	<b>0.00</b>	<b>0.00</b>	<b>0.00</b>	<b>1,158.75</b>	<b>0.00</b>	<b>0.00</b>	<b>0.00</b>	<b>0.00</b>	<b>0.00</b>	<b>0.00</b>	<b>0.00</b>					<b>43</b>	<b>0</b>	<b>43</b>	<b>0</b>
<b>Total Apprentices</b>								0.00	0.00	0.00	0.00	0.00	0.00					0	0	0	0
<b>Total Trainees</b>								0.00	0.00	0.00	0.00	0.00	0.00					0	0	0	0
<b>Grand Total</b>		<b>1,158.75</b>	<b>0.00</b>	<b>0.00</b>	<b>0.00</b>	<b>1,158.75</b>	<b>0.00</b>	<b>0.00</b>	<b>0.00</b>	<b>0.00</b>	<b>0.00</b>	<b>0.00</b>	<b>100.00 %</b>	<b>0.00 %</b>				<b>43</b>	<b>0</b>	<b>43</b>	<b>0</b>

[Redacted Signature Area]

**E**

[Redacted Signature Area]



FORM CC-257 Monthly Employment Report by Contractor

U.S. Department of Labor  
 Employment Standards Administration  
 Office of Federal Contract Compliance Programs

Report Date: 10/23/2017

Report By: Calendar Date

1. Covered Area (SMSA or EA)	2. Employers I.D. No.	Name and Location of Contractor CLAUSEN STRUCTURES, 42 E. MONTROSE DRIVE, ROMEOVILLE, IL, 60446												OMB No. 1215-01633						
3. Current Goals Minority Female	4. Reporting Period From 9/1/2015 to 9/30/2017	This Report is required by Executive Order 11246, Sec. 203. Failure to report can result in contracts being cancelled, terminated, or suspended in whole or in part and the contractor may be declared ineligible for further Government contracts of federally assisted construction contracts.												Federal Funding Agency						
5. <b>CONSTRUCTION TRADE</b>	Classifications	<b>6. TOTAL FEDERAL &amp; NON-FEDERAL CONSTRUCTION WORK HOURS</b>												9. Total Number of Employees	10. Total Number of Minority Employees					
		6a. Total All Employees By Trade		6b. Black (Not of Hispanic Origin)		6c. Hispanic		6d. Asian or Pacific Islander		6e. American Indian or Native		6f. Other				7. Minority Percentage	8. Female Percentage	M	F	M
IRONWORKER	Journey Worker	34.00	0.00	0.00	0.00	0.00	0.00	0.00	0.00	0.00	0.00	0.00	0.00			2	0	0	0	
	Apprentice	13.00	0.00	0.00	0.00	13.00	0.00	0.00	0.00	0.00	0.00	0.00	0.00			1	0	1	0	
	Trainee	0.00	0.00	0.00	0.00	0.00	0.00	0.00	0.00	0.00	0.00	0.00	0.00			0	0	0	0	
	Subtotal	47.00	0.00	0.00	0.00	13.00	0.00	0.00	0.00	0.00	0.00	0.00	0.00	27.66 %	0.00 %	3	0	1	0	
<b>Total Journey Worker</b>																	0	0	0	0
<b>Total Apprentices</b>																	0	1	0	0
<b>Total Trainees</b>																	0	0	0	0
<b>Grand Total</b>		47.00		0.00		13.00		0.00		0.00		0.00		27.66 %	0.00 %	3	0	1	0	

1

**E**





FORM CC-257 Monthly Employment Report by Contractor

U.S. Department of Labor  
 Employment Standards Administration  
 Office of Federal Contract Compliance Programs

Report Date: 10/23/2017

Report By: Calendar Date

1. Covered Area (SMSA or EA)	2. Employers I.D. No.	Name and Location of Contractor Cobra Concrete Cutting Services, 2416 E. Oakton, Arlington Heights, IL, 60005												OMB No. 1215-01633					
3. Current Goals Minority Female	4. Reporting Period From 9/1/2015 to 9/30/2017	This Report is required by Executive Order 11246, Sec. 203. Failure to report can result in contracts being cancelled, terminated, or suspended in whole or in part and the contractor may be declared ineligible for further Government contracts of federally assisted construction contracts.												Federal Funding Agency					
5.  CONSTRUCTION	Classifications	6. TOTAL FEDERAL & NON-FEDERAL CONSTRUCTION WORK HOURS												9.		10.			
		6a.		6b.		6c.		6d.		6e.		6f.		7.	8.	M	F	M	F
		M	F	M	F	M	F	M	F	M	F	M	F						
LABORER (BUILDING & RESIDENTIAL)	Journey Worker	43.00	0.00	0.00	0.00	7.50	0.00	0.00	0.00	0.00	0.00	0.00	0.00			3	0	1	0
	Apprentice	0.00	0.00	0.00	0.00	0.00	0.00	0.00	0.00	0.00	0.00	0.00	0.00			0	0	0	0
	Trainee	0.00	0.00	0.00	0.00	0.00	0.00	0.00	0.00	0.00	0.00	0.00	0.00			0	0	0	0
	<b>Sub-Total</b>	<b>43.00</b>	<b>0.00</b>	<b>0.00</b>	<b>0.00</b>	<b>7.50</b>	<b>0.00</b>	<b>0.00</b>	<b>0.00</b>	<b>0.00</b>	<b>0.00</b>	<b>0.00</b>	<b>0.00</b>	<b>17.44 %</b>	<b>0.00 %</b>	<b>3</b>	<b>0</b>	<b>1</b>	<b>0</b>
LABORER (HEAVY & HIGHWAY)	Journey Worker	326.20	0.00	0.00	0.00	198.25	0.00	0.00	0.00	0.00	0.00	0.00	0.00			8	0	5	0
	Apprentice							0.00	0.00	0.00	0.00	0.00	0.00				0	0	0
	Trainee							0.00	0.00	0.00	0.00	0.00	0.00				0	0	0
	<b>Sub-Total</b>	<b>326.20</b>	<b>0.00</b>	<b>0.00</b>	<b>0.00</b>	<b>198.25</b>	<b>0.00</b>	<b>0.00</b>	<b>0.00</b>	<b>0.00</b>	<b>0.00</b>	<b>0.00</b>	<b>0.00</b>	<b>60.78 %</b>	<b>0.00 %</b>	<b>8</b>	<b>0</b>	<b>5</b>	<b>0</b>
SPRINKLER FITTER	Journey Worker	0.00	0.00	0.00	0.00	0.00	0.00	0.00	0.00	0.00	0.00	0.00	0.00				0	0	0
	Apprentice	0.00	0.00	0.00	0.00	0.00	0.00	0.00	0.00	0.00	0.00	0.00	0.00				0	0	0
	Trainee	0.00	0.00	0.00	0.00	0.00	0.00	0.00	0.00	0.00	0.00	0.00	0.00				0	0	0
	<b>Sub-Total</b>	<b>0.00</b>	<b>0.00</b>	<b>0.00</b>	<b>0.00</b>	<b>0.00</b>	<b>0.00</b>	<b>0.00</b>	<b>0.00</b>	<b>0.00</b>	<b>0.00</b>	<b>0.00</b>	<b>0.00</b>	<b>0.00 %</b>	<b>0.00 %</b>	<b>0</b>	<b>0</b>	<b>0</b>	<b>0</b>
<b>Total Journey Worker</b>		<b>409.20</b>	<b>0.00</b>	<b>0.00</b>	<b>0.00</b>	<b>205.75</b>	<b>0.00</b>	<b>0.00</b>	<b>0.00</b>	<b>0.00</b>	<b>0.00</b>	<b>0.00</b>	<b>0.00</b>	<b>50.28 %</b>	<b>0.00 %</b>	<b>12</b>	<b>0</b>	<b>6</b>	<b>0</b>
<b>Total Apprentices</b>		<b>0.00</b>	<b>0.00</b>	<b>0.00</b>	<b>0.00</b>	<b>0.00</b>	<b>0.00</b>	<b>0.00</b>	<b>0.00</b>	<b>0.00</b>	<b>0.00</b>	<b>0.00</b>	<b>0.00</b>			<b>0</b>	<b>0</b>	<b>0</b>	<b>0</b>
<b>Total Trainees</b>		<b>0.00</b>	<b>0.00</b>	<b>0.00</b>	<b>0.00</b>	<b>0.00</b>	<b>0.00</b>	<b>0.00</b>	<b>0.00</b>	<b>0.00</b>	<b>0.00</b>	<b>0.00</b>	<b>0.00</b>			<b>0</b>	<b>0</b>	<b>0</b>	<b>0</b>
<b>Grand Total</b>		<b>409.20</b>	<b>0.00</b>	<b>0.00</b>	<b>0.00</b>	<b>205.75</b>	<b>0.00</b>	<b>0.00</b>	<b>0.00</b>	<b>0.00</b>	<b>0.00</b>	<b>0.00</b>	<b>50.28 %</b>	<b>0.00 %</b>	<b>12</b>	<b>0</b>	<b>6</b>	<b>0</b>	



FORM CC-257 Monthly Employment Report by Contractor

Report Date: 10/23/2017

Report By: Calendar Date

1. Covered Area (SMSA or EA)	2. Employers I.D. No.	Name and Location of Contractor Cobra Concrete Cutting Services / Abitua, 2416 E. Oakton, Arlington Heights, IL, 60005												OMB No. 1215-01633					
3. Current Goals Minority Female	4. Reporting Period From 9/1/2015 to 9/30/2017	This Report is required by Executive Order 11246, Sec. 203. Failure to report can result in contracts being cancelled, terminated, or suspended in whole or in part and the contractor may be declared ineligible for further Government contracts of federally assisted construction contracts.												Federal Funding Agency					
5.  CONSTRUCTION	Classifications	6. TOTAL FEDERAL & NON-FEDERAL CONSTRUCTION WORK HOURS												9.		10.			
		6a. Total Hours		6b. Federal		6c. Non-Federal		6d. Apprentices		6e. Trainees		6f. Total		7.	8.	M	F	M	F
		M	F	M	F	M	F	M	F	M	F	M	F						
LABORER (HEAVY & HIGHWAY)	Journey Worker	330.75	0.00	0.00	0.00	328.00	0.00	0.00	0.00	0.00	0.00	0.00	0.00			5	0	4	0
	Apprentice	0.00	0.00	0.00	0.00	0.00	0.00	0.00	0.00	0.00	0.00	0.00	0.00			0	0	0	0
	Trainee	0.00	0.00	0.00	0.00	0.00	0.00	0.00	0.00	0.00	0.00	0.00	0.00			0	0	0	0
	<b>Sub-Total</b>	<b>330.75</b>	<b>0.00</b>	<b>0.00</b>	<b>0.00</b>	<b>328.00</b>	<b>0.00</b>	<b>0.00</b>	<b>0.00</b>	<b>0.00</b>	<b>0.00</b>	<b>0.00</b>	<b>0.00</b>	<b>99.17 %</b>	<b>0.00 %</b>	<b>5</b>	<b>0</b>	<b>4</b>	<b>0</b>
SPRINKLER FITTER	Journey Worker	21.75	0.00	0.00	0.00	0.00	0.00	0.00	0.00	0.00	0.00	0.00	0.00			1	0	0	0
	Apprentice	0.00	0.00	0.00	0.00	0.00	0.00	0.00	0.00	0.00	0.00	0.00	0.00			0	0	0	0
	Trainee	0.00	0.00	0.00	0.00	0.00	0.00	0.00	0.00	0.00	0.00	0.00	0.00			0	0	0	0
	<b>Sub-Total</b>	<b>21.75</b>	<b>0.00</b>	<b>0.00</b>	<b>0.00</b>	<b>0.00</b>	<b>0.00</b>	<b>0.00</b>	<b>0.00</b>	<b>0.00</b>	<b>0.00</b>	<b>0.00</b>	<b>0.00</b>	<b>0.00 %</b>	<b>0.00 %</b>	<b>1</b>	<b>0</b>	<b>0</b>	<b>0</b>
<b>Total Journey Worker</b>		<b>352.50</b>	<b>0.00</b>	<b>0.00</b>	<b>0.00</b>	<b>328.00</b>	<b>0.00</b>	<b>0.00</b>	<b>0.00</b>	<b>0.00</b>	<b>0.00</b>	<b>0.00</b>	<b>0.00</b>			<b>6</b>	<b>0</b>	<b>4</b>	<b>0</b>
<b>Total Apprentices</b>		<b>0.00</b>	<b>0.00</b>	<b>0.00</b>	<b>0.00</b>	<b>0.00</b>	<b>0.00</b>	<b>0.00</b>	<b>0.00</b>	<b>0.00</b>	<b>0.00</b>	<b>0.00</b>	<b>0.00</b>			<b>0</b>	<b>0</b>	<b>0</b>	<b>0</b>
<b>Total Trainees</b>		<b>0.00</b>	<b>0.00</b>	<b>0.00</b>	<b>0.00</b>	<b>0.00</b>	<b>0.00</b>	<b>0.00</b>	<b>0.00</b>	<b>0.00</b>	<b>0.00</b>	<b>0.00</b>	<b>0.00</b>			<b>0</b>	<b>0</b>	<b>0</b>	<b>0</b>
<b>Grand Total</b>		<b>352.50</b>	<b>0.00</b>	<b>0.00</b>	<b>0.00</b>	<b>328.00</b>	<b>0.00</b>	<b>0.00</b>	<b>0.00</b>	<b>0.00</b>	<b>0.00</b>	<b>0.00</b>	<b>93.05 %</b>	<b>0.00 %</b>	<b>6</b>	<b>0</b>	<b>4</b>	<b>0</b>	<b>0</b>

E



FORM CC-257 Monthly Employment Report by Contractor

U.S. Department of Labor  
 Employment Standards Administration  
 Office of Federal Contract Compliance Programs

Report Date: 10/23/2017

Report By: Calendar Date

1. Covered Area (SMSA or EA)	2. Employers I.D. No.	Name and Location of Contractor Combined Roofing Services, LLC, 621 W Washington Street, West Chicago, IL, 60185												OMB No. 1215-01633					
3. Current Goals Minority Female	4. Reporting Period From 9/1/2015 to 9/30/2017	This Report is required by Executive Order 11246, Sec. 203. Failure to report can result in contracts being cancelled, terminated, or suspended in whole or in part and the contractor may be declared ineligible for further Government contracts of federally assisted construction contracts.												Federal Funding Agency					
5. <b>CONSTRUCTION TRADE</b>	Classifications	<b>6. TOTAL FEDERAL &amp; NON-FEDERAL CONSTRUCTION WORK HOURS</b>												9. Total Number of Employees		10. Total Number of Minority Employees			
		6a. Total All Employees By Trade		6b. Black (Not of Hispanic Origin)		6c. Hispanic		6d. Asian or Pacific Islander		6e. American Indian or Native		6f. Other						7. Minority Percentage	8. Female Percentage
ROOFER	Journey Worker	M	F	M	F	M	F	M	F	M	F	M	F			M	F	M	F
	Apprentice	1,961.28	0.00	39.49	0.00	1,128.48	0.00	0.00	0.00	0.00	0.00	0.00	0.00			19	0	10	0
	Trainee	484.60	244.71	0.00	0.00	299.28	47.66	0.00	0.00	0.00	0.00	0.00	0.00			4	2	2	1
	Sub-Total	0.00	0.00	0.00	0.00	0.00	0.00	0.00	0.00	0.00	0.00	0.00	0.00			0	0	0	0
		2,690.59		39.49		1,475.42		0.00		0.00		0.00		56.30 %	9.10 %	25		13	
SHEET METAL WORKER	Journey Worker							0.00	0.00	0.00	0.00	0.00	0.00				0	3	0
	Apprentice							0.00	0.00	0.00	0.00	0.00	0.00				0	0	0
	Trainee							0.00	0.00	0.00	0.00	0.00	0.00				0	0	0
	Sub-Total	1,008.88		0.00		425.30		0.00		0.00		0.00		42.16 %	0.00 %	6		3	
<b>Total Journey Worker</b>		2,970.14		0.00		1,553.78		0.00		0.00		0.00				5		13	
<b>Total Apprentices</b>		484.60		0.00		299.28		47.66		0.00		0.00				2		2	
<b>Total Trainees</b>		0.00		0.00		0.00		0.00		0.00		0.00				0		0	
<b>Grand Total</b>		3,699.47		39.49		1,900.72		0.00		0.00		0.00		52.45 %	6.61 %	31		16	

2 1

**SECRET**



FORM CC-257 Monthly Employment Report by Contractor

U.S. Department of Labor  
 Employment Standards Administration  
 Office of Federal Contract Compliance Programs

Report Date: 10/23/2017

Report By: Calendar Date

1. Covered Area (SMSA or EA)	2. Employers I.D. No.	Name and Location of Contractor Core-vette Coring & Sawing, Inc., 510 W. Higgins Rd., Park Ridge, IL, 60068-5712												OMB No. 1215-01633							
3. Current Goals Minority Female	4. Reporting Period From 9/1/2015 to 9/30/2017	This Report is required by Executive Order 11246, Sec. 203. Failure to report can result in contracts being cancelled, terminated, or suspended in whole or in part and the contractor may be declared ineligible for further Government contracts of federally assisted construction contracts.												Federal Funding Agency							
5.  CONSTRUCTION	Classifications	6. TOTAL FEDERAL & NON-FEDERAL CONSTRUCTION WORK HOURS												9.		10.					
		6a. Total Hours		6b. Federal		6c. Non-Federal		6d. Apprentices		6e. Trainees		6f. Total		7.		8.		M	F	M	F
		M	F	M	F	M	F	M	F	M	F	M	F								
ELECTRICIAN	Journey Worker	659.50	0.00	0.00	0.00	0.00	0.00	0.00	0.00	0.00	0.00	0.00	0.00					2	0	0	0
	Apprentice	0.00	0.00	0.00	0.00	0.00	0.00	0.00	0.00	0.00	0.00	0.00	0.00					0	0	0	0
	Trainee	0.00	0.00	0.00	0.00	0.00	0.00	0.00	0.00	0.00	0.00	0.00	0.00					0	0	0	0
	<b>Sub-Total</b>	<b>659.50</b>	<b>0.00</b>	<b>0.00</b>	<b>0.00</b>	<b>0.00</b>	<b>0.00</b>	<b>0.00</b>	<b>0.00</b>	<b>0.00</b>	<b>0.00</b>	<b>0.00</b>	<b>0.00</b>	<b>0.00 %</b>	<b>0.00 %</b>	<b>2</b>	<b>0</b>				
<b>Total Journey Worker</b>		659.50	0.00	0.00	0.00	0.00	0.00	0.00	0.00	0.00	0.00	0.00	0.00					2	0	0	0
<b>Total Apprentices</b>								0.00	0.00	0.00	0.00	0.00	0.00						0	0	0
<b>Total Trainees</b>								0.00	0.00	0.00	0.00	0.00	0.00						0	0	0
<b>Grand Total</b>		<b>659.50</b>	<b>0.00</b>	<b>0.00</b>	<b>0.00</b>	<b>0.00</b>	<b>0.00</b>	<b>0.00</b>	<b>0.00</b>	<b>0.00</b>	<b>0.00</b>	<b>0.00</b>	<b>0.00 %</b>	<b>0.00 %</b>	<b>2</b>	<b>0</b>					

E



FORM CC-257 Monthly Employment Report by Contractor

Report Date: 10/23/2017

Report By: Calendar Date

1. Covered Area (SMSA or EA)	2. Employers I.D. No.	Name and Location of Contractor Crouch Seranko Masonry, 706 Industrial Drive, Elmhurst, IL, 60126												OMB No. 1215-01633								
3. Current Goals Minority Female	4. Reporting Period From 9/1/2015 to 9/30/2017	This Report is required by Executive Order 11246, Sec. 203. Failure to report can result in contracts being cancelled, terminated, or suspended in whole or in part and the contractor may be declared ineligible for further Government contracts of federally assisted construction contracts.												Federal Funding Agency								
5. <b>CONSTRUCTION</b>	Classifications	<b>6. TOTAL FEDERAL &amp; NON-FEDERAL CONSTRUCTION WORK HOURS</b>												9.		10.						
		6a. Total Hours		6b. Federal		6c. Non-Federal		6d. Apprentices		6e. Trainees		6f. Total		7.		8.		M	F	M	F	
Bricklayer	Journey Worker	12,513.50	0.00	0.00	0.00	3,101.50	0.00	0.00	0.00	0.00	0.00	0.00	0.00					18	0	3	0	
	Apprentice	0.00	0.00	0.00	0.00	0.00	0.00	0.00	0.00	0.00	0.00	0.00	0.00					0	0	0	0	
	Trainee	0.00	0.00	0.00	0.00	0.00	0.00	0.00	0.00	0.00	0.00	0.00	0.00					0	0	0	0	
	<b>Sub-Total</b>	<b>12,513.50</b>	<b>0.00</b>	<b>0.00</b>	<b>0.00</b>	<b>3,101.50</b>	<b>0.00</b>	<b>0.00</b>	<b>0.00</b>	<b>0.00</b>	<b>0.00</b>	<b>0.00</b>	<b>0.00</b>	<b>24.79 %</b>	<b>0.00 %</b>	<b>18</b>	<b>3</b>					
Laborer (Building & Residential)	Journey Worker	12,851.00	0.00	0.00	0.00	8,248.00	0.00	0.00	0.00	0.00	0.00	0.00	0.00					18	0	12	0	
	Apprentice							0.00	0.00	0.00	0.00	0.00	0.00						0	0	0	0
	Trainee							0.00	0.00	0.00	0.00	0.00	0.00						0	0	0	0
	<b>Sub-Total</b>	<b>12,851.00</b>	<b>0.00</b>	<b>0.00</b>	<b>0.00</b>	<b>8,248.00</b>	<b>0.00</b>	<b>0.00</b>	<b>0.00</b>	<b>0.00</b>	<b>0.00</b>	<b>0.00</b>	<b>0.00</b>	<b>64.18 %</b>	<b>0.00 %</b>	<b>18</b>	<b>12</b>					
<b>Total Journey Worker</b>							0.00	0.00	0.00	0.00	0.00	0.00						0	0	15	0	
<b>Total Apprentices</b>							0.00	0.00	0.00	0.00	0.00	0.00						0	0	0	0	
<b>Total Trainees</b>							0.00	0.00	0.00	0.00	0.00	0.00						0	0	0	0	
<b>Grand Total</b>		<b>25,364.50</b>	<b>0.00</b>	<b>0.00</b>	<b>0.00</b>	<b>11,349.50</b>	<b>0.00</b>	<b>0.00</b>	<b>0.00</b>	<b>0.00</b>	<b>0.00</b>	<b>0.00</b>	<b>44.75 %</b>	<b>0.00 %</b>	<b>36</b>	<b>15</b>						

E



FORM CC-257 Monthly Employment Report by Contractor

U.S. Department of Labor  
 Employment Standards Administration  
 Office of Federal Contract Compliance Programs

Report Date: 10/23/2017

Report By: Calendar Date

1. Covered Area (SMSA or EA)	2. Employers I.D. No.	Name and Location of Contractor CT Mechanical 2121.007, 1200 Capitol Drive, ADDISON, IL, 60101												OMB No. 1215-01633					
3. Current Goals Minority Female	4. Reporting Period From 9/1/2015 to 9/30/2017	This Report is required by Executive Order 11246, Sec. 203. Failure to report can result in contracts being cancelled, terminated, or suspended in whole or in part and the contractor may be declared ineligible for further Government contracts of federally assisted construction contracts.												Federal Funding Agency					
5.  CONSTRUCTION	Classifications	6. TOTAL FEDERAL & NON-FEDERAL CONSTRUCTION WORK HOURS												9.		10.			
		6a. Total Hours		6b. Blk. 1		6c. Blk. 2		6d. Blk. 3		6e. Blk. 4		6f. Blk. 5		7.	8.	M	F	M	F
		M	F	M	F	M	F	M	F	M	F	M	F						
SHEET METAL WORKER	Journey Worker	5,936.00	533.50	0.00	0.00	0.00	0.00	0.00	0.00	0.00	0.00	0.00	0.00			9	1	0	0
	Apprentice	0.00	0.00	0.00	0.00	0.00	0.00	0.00	0.00	0.00	0.00	0.00	0.00			0	0	0	0
	Trainee	0.00	0.00	0.00	0.00	0.00	0.00	0.00	0.00	0.00	0.00	0.00	0.00			0	0	0	0
	<b>Sub-Total</b>	<b>6,469.50</b>		<b>0.00</b>		<b>0.00</b>		<b>0.00</b>		<b>0.00</b>		<b>0.00</b>		<b>0.00 %</b>	<b>8.25 %</b>	<b>10</b>		<b>0</b>	
<b>Total Journey Worker</b>		5,936.00	533.50	0.00	0.00	0.00	0.00	0.00	0.00	0.00	0.00	0.00	0.00			9	1	0	0
<b>Total Apprentices</b>								0.00	0.00	0.00	0.00	0.00	0.00				0	0	0
<b>Total Trainees</b>								0.00	0.00	0.00	0.00	0.00	0.00				0	0	0
<b>Grand Total</b>		<b>6,469.50</b>		<b>0.00</b>		<b>0.00</b>		<b>0.00</b>		<b>0.00</b>		<b>0.00</b>		<b>0.00 %</b>	<b>8.25 %</b>	<b>10</b>		<b>0</b>	

E



FORM CC-257 Monthly Employment Report by Contractor

U.S. Department of Labor  
 Employment Standards Administration  
 Office of Federal Contract Compliance Programs

Report Date: 10/23/2017  
 Report By: Calendar Date

1. Covered Area (SMSA or EA)	2. Employers I.D. No.	Name and Location of Contractor CT Mechanical 2121.006, 1200 Capitol Drive, ADDISON, IL, 60101												OMB No. 1215-01633								
3. Current Goals Minority Female	4. Reporting Period From 9/1/2015 to 9/30/2017	This Report is required by Executive Order 11246, Sec. 203. Failure to report can result in contracts being cancelled, terminated, or suspended in whole or in part and the contractor may be declared ineligible for further Government contracts of federally assisted construction contracts.												Federal Funding Agency								
5.  CONSTRUCTION	Classifications	6. TOTAL FEDERAL & NON-FEDERAL CONSTRUCTION WORK HOURS												9.		10.						
		6a. Total Hours		6b. Placed in Service		6c. Available		6d. Available		6e. Available		6f. Available		7.		8.		M	F	M	F	
SHEET METAL WORKER	Journey Worker	4,886.00	744.00	440.50	166.00	80.00	0.00	0.00	0.00	0.00	0.00	0.00	0.00	0.00	0.00	0.00			16	2	4	1
	Apprentice	0.00	0.00	0.00	0.00	0.00	0.00	0.00	0.00	0.00	0.00	0.00	0.00	0.00	0.00	0.00			0	0	0	0
	Trainee	0.00	0.00	0.00	0.00	0.00	0.00	0.00	0.00	0.00	0.00	0.00	0.00	0.00	0.00	0.00			0	0	0	0
	<b>Sub-Total</b>	<b>5,630.00</b>	<b>606.50</b>	<b>80.00</b>	<b>0.00</b>	<b>0.00</b>	<b>0.00</b>	<b>0.00</b>	<b>0.00</b>	<b>0.00</b>	<b>0.00</b>	<b>0.00</b>	<b>0.00</b>	<b>0.00</b>	<b>12.19 %</b>	<b>13.21 %</b>	<b>18</b>	<b>5</b>				
<b>Total Journey Worker</b>		4,886.00	744.00	440.50	166.00	80.00	0.00	0.00	0.00	0.00	0.00	0.00	0.00	0.00	0.00			16	2	4	1	
<b>Total Apprentices</b>								0.00	0.00	0.00	0.00	0.00	0.00					0	0	0	0	
<b>Total Trainees</b>								0.00	0.00	0.00	0.00	0.00	0.00					0	0	0	0	
<b>Grand Total</b>		<b>5,630.00</b>	<b>606.50</b>	<b>80.00</b>	<b>0.00</b>	<b>0.00</b>	<b>0.00</b>	<b>0.00</b>	<b>0.00</b>	<b>0.00</b>	<b>0.00</b>	<b>0.00</b>	<b>0.00</b>	<b>12.19 %</b>	<b>13.21 %</b>	<b>18</b>	<b>5</b>					

E



FORM CC-257 Monthly Employment Report by Contractor

U.S. Department of Labor  
 Employment Standards Administration  
 Office of Federal Contract Compliance Programs

Report Date: 10/23/2017

Report By: Calendar Date

1. Covered Area (SMSA or EA)	2. Employers I.D. No.	Name and Location of Contractor Del Toro Landscaping, Inc., 18N061 Galligan Road, Dundee, IL, 60118												OMB No. 1215-01633					
3. Current Goals Minority Female	4. Reporting Period From 9/1/2015 to 9/30/2017	This Report is required by Executive Order 11246, Sec. 203. Failure to report can result in contracts being cancelled, terminated, or suspended in whole or in part and the contractor may be declared ineligible for further Government contracts of federally assisted construction contracts.												Federal Funding Agency					
5.  CONSTRUCTION	Classifications	6. TOTAL FEDERAL & NON-FEDERAL CONSTRUCTION WORK HOURS												9.		10.			
		6a.		6b.		6c.		6d.		6e.		6f.		7.	8.	M	F	M	F
		M	F	M	F	M	F	M	F	M	F	M	F						
LABORER - BUILDING CONSTRUCTION (LANDSCAPE WORK)	Journey Worker	677.50	0.00	0.00	0.00	677.50	0.00	0.00	0.00	0.00	0.00	0.00	0.00			9	0	9	0
	Apprentice	0.00	0.00	0.00	0.00	0.00	0.00	0.00	0.00	0.00	0.00	0.00	0.00			0	0	0	0
	Trainee	0.00	0.00	0.00	0.00	0.00	0.00	0.00	0.00	0.00	0.00	0.00	0.00			0	0	0	0
	<b>Sub-Total</b>	<b>677.50</b>	<b>0.00</b>	<b>0.00</b>	<b>0.00</b>	<b>677.50</b>	<b>0.00</b>	<b>0.00</b>	<b>0.00</b>	<b>0.00</b>	<b>0.00</b>	<b>0.00</b>	<b>0.00</b>	<b>100.00 %</b>	<b>0.00 %</b>	<b>9</b>	<b>0</b>	<b>9</b>	<b>0</b>
LABORER - HEAVY CONSTRUCTION (LANDSCAPE WORK)	Journey Worker	2,353.50	485.00	0.00	0.00	2,171.50	485.00	0.00	0.00	0.00	0.00	0.00	0.00			22	1	20	1
	Apprentice							0.00	0.00	0.00	0.00	0.00	0.00				0	0	0
	Trainee							0.00	0.00	0.00	0.00	0.00	0.00				0	0	0
	<b>Sub-Total</b>	<b>2,838.50</b>	<b>485.00</b>	<b>0.00</b>	<b>0.00</b>	<b>2,656.50</b>	<b>485.00</b>	<b>0.00</b>	<b>0.00</b>	<b>0.00</b>	<b>0.00</b>	<b>0.00</b>	<b>0.00</b>	<b>93.59 %</b>	<b>17.09 %</b>	<b>23</b>	<b>1</b>	<b>21</b>	<b>1</b>
OPERATORS	Journey Worker							0.00	0.00	0.00	0.00	0.00	0.00				0	8	0
	Apprentice	0.00			0.00	0.00	0.00	0.00	0.00	0.00	0.00	0.00	0.00				0	0	0
	Trainee	0.00			0.00	0.00	0.00	0.00	0.00	0.00	0.00	0.00	0.00				0	0	0
	<b>Sub-Total</b>	<b>1,986.50</b>	<b>0.00</b>	<b>0.00</b>	<b>0.00</b>	<b>1,970.50</b>	<b>0.00</b>	<b>0.00</b>	<b>0.00</b>	<b>0.00</b>	<b>0.00</b>	<b>0.00</b>	<b>0.00</b>	<b>99.19 %</b>	<b>0.00 %</b>	<b>9</b>	<b>0</b>	<b>8</b>	<b>0</b>
POWER EQUIPMENT OPERATOR (HEAVY AND HIGHWAY CONSTRUCTION)	Journey Worker	284.00			0.00	210.00	0.00	0.00	0.00	0.00	0.00	0.00	0.00				1	3	0
	Apprentice	0.00			0.00	0.00	0.00	0.00	0.00	0.00	0.00	0.00	0.00				0	0	0
	Trainee	0.00			0.00	0.00	0.00	0.00	0.00	0.00	0.00	0.00	0.00				0	0	0
	<b>Sub-Total</b>	<b>453.50</b>	<b>0.00</b>	<b>0.00</b>	<b>0.00</b>	<b>210.00</b>	<b>0.00</b>	<b>0.00</b>	<b>0.00</b>	<b>0.00</b>	<b>0.00</b>	<b>0.00</b>	<b>0.00</b>	<b>46.31 %</b>	<b>37.38 %</b>	<b>8</b>	<b>0</b>	<b>3</b>	<b>0</b>
<b>Total Journey Worker</b>	<b>5,301.50</b>	<b>0.00</b>	<b>0.00</b>	<b>0.00</b>	<b>5,029.50</b>	<b>485.00</b>	<b>0.00</b>	<b>0.00</b>	<b>0.00</b>	<b>0.00</b>	<b>0.00</b>	<b>0.00</b>	<b>92.59 %</b>	<b>10.99 %</b>	<b>49</b>	<b>2</b>	<b>40</b>	<b>1</b>	
<b>Total Apprentices</b>	<b>0.00</b>	<b>0.00</b>	<b>0.00</b>	<b>0.00</b>	<b>0.00</b>	<b>0.00</b>	<b>0.00</b>	<b>0.00</b>	<b>0.00</b>	<b>0.00</b>	<b>0.00</b>	<b>0.00</b>	<b>0.00</b>	<b>0.00</b>	<b>0</b>	<b>0</b>	<b>0</b>	<b>0</b>	
<b>Total Trainees</b>	<b>0.00</b>	<b>0.00</b>	<b>0.00</b>	<b>0.00</b>	<b>0.00</b>	<b>0.00</b>	<b>0.00</b>	<b>0.00</b>	<b>0.00</b>	<b>0.00</b>	<b>0.00</b>	<b>0.00</b>	<b>0.00</b>	<b>0.00</b>	<b>0</b>	<b>0</b>	<b>0</b>	<b>0</b>	
<b>Grand Total</b>	<b>5,956.00</b>	<b>0.00</b>	<b>0.00</b>	<b>0.00</b>	<b>5,514.50</b>	<b>485.00</b>	<b>0.00</b>	<b>0.00</b>	<b>0.00</b>	<b>0.00</b>	<b>0.00</b>	<b>0.00</b>	<b>92.59 %</b>	<b>10.99 %</b>	<b>49</b>	<b>2</b>	<b>41</b>	<b>1</b>	





FORM CC-257 Monthly Employment Report by Contractor

U.S. Department of Labor  
 Employment Standards Administration  
 Office of Federal Contract Compliance Programs

Report Date: 10/23/2017

Report By: Calendar Date

1. Covered Area (SMSA or EA)	2. Employers I.D. No.	Name and Location of Contractor Designed Equipment Corporation, 1510 Lunt Ave., Elk Grove Village, IL, 60007												OMB No. 1215-01633							
3. Current Goals Minority Female	4. Reporting Period From 9/1/2015 to 9/30/2017	This Report is required by Executive Order 11246, Sec. 203. Failure to report can result in contracts being cancelled, terminated, or suspended in whole or in part and the contractor may be declared ineligible for further Government contracts of federally assisted construction contracts.												Federal Funding Agency							
5.  CONSTRUCTION	Classifications	6. TOTAL FEDERAL & NON-FEDERAL CONSTRUCTION WORK HOURS												9.		10.					
		6a. Total Hours		6b. Federal		6c. Non-Federal		6d. M		6e. F		6f. M		6g. F		7.		8.			
		M	F	M	F	M	F	M	F	M	F	M	F	M	F			M	F	M	F
LABORER (BUILDING and RESIDENTIAL)	Journey Worker	12.00	0.00	0.00	0.00	8.00	0.00	0.00	0.00	0.00	0.00	0.00	0.00			3	0	2	0		
	Apprentice	0.00	0.00	0.00	0.00	0.00	0.00	0.00	0.00	0.00	0.00	0.00	0.00			0	0	0	0		
	Trainee	0.00	0.00	0.00	0.00	0.00	0.00	0.00	0.00	0.00	0.00	0.00	0.00			0	0	0	0		
	<b>Sub-Total</b>	<b>12.00</b>		<b>0.00</b>		<b>8.00</b>		<b>0.00</b>		<b>0.00</b>		<b>0.00</b>		<b>66.67 %</b>	<b>0.00 %</b>	<b>3</b>		<b>2</b>			
<b>Total Journey Worker</b>		12.00	0.00	0.00	0.00	8.00	0.00	0.00	0.00	0.00	0.00	0.00	0.00			3	0	2	0		
<b>Total Apprentices</b>								0.00	0.00	0.00	0.00	0.00	0.00				0	0	0		
<b>Total Trainees</b>								0.00	0.00	0.00	0.00	0.00	0.00				0	0	0		
<b>Grand Total</b>		<b>12.00</b>		<b>0.00</b>		<b>8.00</b>		<b>0.00</b>		<b>0.00</b>		<b>0.00</b>		<b>66.67 %</b>	<b>0.00 %</b>	<b>3</b>		<b>2</b>			

[Redacted Signature Area]

[Redacted Signature Area]

**SECRET**



FORM CC-257 Monthly Employment Report by Contractor

Report Date: 10/23/2017

Report By: Calendar Date

1. Covered Area (SMSA or EA)	2. Employers I.D. No.	Name and Location of Contractor DND Electric, Inc., 1111 E Touhy Ave, Ste 260, Des Plaines, IL, 60018												OMB No. 1215-01633						
3. Current Goals Minority Female	4. Reporting Period From 9/1/2015 to 9/30/2017	This Report is required by Executive Order 11246, Sec. 203. Failure to report can result in contracts being cancelled, terminated, or suspended in whole or in part and the contractor may be declared ineligible for further Government contracts of federally assisted construction contracts.												Federal Funding Agency						
5. <b>CONSTRUCTION TRADE</b>	Classifications	<b>6. TOTAL FEDERAL &amp; NON-FEDERAL CONSTRUCTION WORK HOURS</b>												9. Total Number of Employees	10. Total Number of Minority Employees					
		6a. Total All Employees By Trade	6b. Black (Not of Hispanic Origin)		6c. Hispanic		6d. Asian or Pacific Islander		6e. American Indian or Native American		6f. Other		7. Minority Percentage			8. Female Percentage	M	F	M	F
ASBESTOS WORKER/INSULATOR	Journey Worker	10.50	0.00	0.00	0.00	0.00	0.00	0.00	0.00	0.00	0.00	0.00	0.00			1	0	0	0	
	Apprentice	0.00	0.00	0.00	0.00	0.00	0.00	0.00	0.00	0.00	0.00	0.00	0.00			0	0	0	0	
	Trainee								0.00	0.00	0.00	0.00	0.00	0.00			0	0	0	0
	Sub-Total	10.50	0.00	0.00	0.00	0.00	0.00	0.00	0.00	0.00	0.00	0.00	0.00	0.00%	0.00%	1	0	0	0	
ELECTRICIAN	Journey Worker							0.00	0.00	0.00	0.00	0.00	0.00			5	0	5	0	
	Apprentice	415.00	261.00		261.00			0.00	0.00	0.00	0.00	0.00	0.00			1	1	0	1	
	Trainee	0.00			0.00	0.00	0.00	0.00	0.00	0.00	0.00	0.00	0.00			0	0	0	0	
	Sub-Total	4,942.00		289.00		609.50		0.00	0.00	0.00	0.00	0.00	0.00	18.18%	5.28%	18	1	6	1	
LABORER (HEAVY & HIGHWAY)	Journey Worker	2,403.00			0.00	1,012.50	0.00	0.00	0.00	0.00	0.00	0.00	0.00			1	0	2	0	
	Apprentice	0.00			0.00	0.00	0.00	0.00	0.00	0.00	0.00	0.00	0.00			0	0	0	0	
	Trainee	0.00			0.00	0.00	0.00	0.00	0.00	0.00	0.00	0.00	0.00			0	0	0	0	
	Sub-Total	2,403.00		0.00		1,012.50		0.00	0.00	0.00	0.00	0.00	0.00	42.13%	0.00%	4	0	2	0	
LINEMAN	Journey Worker	0.00			0.00	0.00	0.00	0.00	0.00	0.00	0.00	0.00	0.00			0	0	0	0	
	Apprentice	31.50			0.00	0.00	0.00	0.00	0.00	0.00	0.00	0.00	0.00			1	0	0	0	
	Trainee	0.00			0.00	0.00	0.00	0.00	0.00	0.00	0.00	0.00	0.00			0	0	0	0	
	Sub-Total	31.50		0.00		0.00		0.00	0.00	0.00	0.00	0.00	0.00	0.00%	0.00%	1	0	0	0	
OPERATING ENGINEER	Journey Worker	0.00			0.00	0.00	0.00	0.00	0.00	0.00	0.00	0.00	0.00			0	0	0	0	
	Apprentice	961.50			0.00	0.00	0.00	0.00	0.00	0.00	0.00	0.00	0.00			1	0	0	0	
	Trainee	0.00			0.00	0.00	0.00	0.00	0.00	0.00	0.00	0.00	0.00			0	0	0	0	
	Sub-Total	961.50		0.00		0.00		0.00	0.00	0.00	0.00	0.00	0.00	0.00%	0.00%	1	0	0	0	
OPERATING ENGINEER (HY)	Journey Worker	0.00			0.00	0.00	0.00	0.00	0.00	0.00	0.00	0.00	0.00			0	0	0	0	
	Apprentice	194.50			0.00	0.00	0.00	0.00	0.00	0.00	0.00	0.00	0.00			1	0	0	0	
	Trainee	0.00	0.00	0.00	0.00	0.00	0.00	0.00	0.00	0.00	0.00	0.00	0.00			0	0	0	0	
	Sub-Total	194.50		0.00		0.00		0.00	0.00	0.00	0.00	0.00	0.00	0.00%	0.00%	1	0	0	0	
POWER EQUIPMENT OPERATOR (BUILDING AND RESIDENTIAL CONSTRUCTION)	Journey Worker	46.50	0.00	0.00	0.00	0.00	0.00	0.00	0.00	0.00	0.00	0.00	0.00			1	0	0	0	
	Apprentice	0.00	0.00	0.00	0.00	0.00	0.00	0.00	0.00	0.00	0.00	0.00	0.00			0	0	0	0	
	Trainee	0.00	0.00	0.00	0.00	0.00	0.00	0.00	0.00	0.00	0.00	0.00	0.00			0	0	0	0	

13. Date Signed


Page



FORM CC-257 Monthly Employment Information Report by Contractor

U.S. Department of Labor  
 Employment Standards Administration  
 Office of Federal Contract Compliance Programs

Report Date: 10/23/2017  
 Report By: Calendar Date



Construction	Sub-Total		46.50		0.00		0.00		0.00		0.00		0.00		0.00 %		0.00 %		1		0	
POWER EQUIPMENT OPERATOR (HEAVY AND HIGHWAY CONSTRUCTION)	Journey Worker		1,646.50	0.00	0.00	0.00	0.00	0.00	0.00	0.00	180.00	0.00	0.00	0.00			2	0	1	0		
	Apprentice		0.00	0.00	0.00	0.00	0.00	0.00	0.00	0.00	0.00	0.00	0.00	0.00			0	0	0	0		
	Trainee		0.00	0.00	0.00	0.00	0.00	0.00	0.00	0.00	0.00	0.00	0.00	0.00			0	0	0	0		
	Sub-Total		1,646.50		0.00		0.00		0.00		180.00		0.00		10.93 %	0.00 %	2		1			
Total Journey Worker			8,372.50	0.00	28.00	0.00	1,622.00	0.00	0.00	0.00	180.00	0.00	0.00	0.00			24	0	8	0		
Total Apprentices			1,602.50	261.00	0.00	261.00	0.00	0.00	0.00	0.00	0.00	0.00	0.00	0.00			4	1	0	1		
Total Trainees			0.00	0.00	0.00	0.00	0.00	0.00	0.00	0.00	0.00	0.00	0.00	0.00			0	0	0	0		
Grand Total			10,236.00		289.00		1,622.00		0.00		180.00		0.00		20.43 %	2.55 %	29		9			

1

**T E I**



FORM CC-257 Monthly Employment Report by Contractor

Report Date: 10/23/2017

Report By: Calendar Date

1. Covered Area (SMSA or EA)	2. Employers I.D. No.	Name and Location of Contractor Dywidag-Systems International, 320 Marmon Drive, Boilingbook, IL, 60440												OMB No. 1215-01633					
3. Current Goals Minority Female	4. Reporting Period From 9/1/2015 to 9/30/2017	This Report is required by Executive Order 11246, Sec. 203. Failure to report can result in contracts being cancelled, terminated, or suspended in whole or in part and the contractor may be declared ineligible for further Government contracts of federally assisted construction contracts.												Federal Funding Agency					
5.  CONSTRUCTION	Classifications	6. TOTAL FEDERAL & NON-FEDERAL CONSTRUCTION WORK HOURS												9.		10.			
		6a. Total Hours		6b. Placed in Service		6c. Construction		6d. Maintenance		6e. Alteration		6f. Other		7.	8.	M	F	M	F
IRONWORKER	Journey Worker	634.50	0.00	0.00	0.00	8.00	0.00	0.00	0.00	0.00	0.00	0.00	0.00			6	0	1	0
	Apprentice	0.00	0.00	0.00	0.00	0.00	0.00	0.00	0.00	0.00	0.00	0.00	0.00			0	0	0	0
	Trainee	0.00	0.00	0.00	0.00	0.00	0.00	0.00	0.00	0.00	0.00	0.00	0.00			0	0	0	0
	<b>Sub-Total</b>	<b>634.50</b>	<b>0.00</b>	<b>0.00</b>	<b>0.00</b>	<b>8.00</b>	<b>0.00</b>	<b>0.00</b>	<b>0.00</b>	<b>0.00</b>	<b>0.00</b>	<b>0.00</b>	<b>0.00</b>	<b>1.26 %</b>	<b>0.00 %</b>	<b>6</b>	<b>0</b>	<b>1</b>	<b>0</b>
IRONWORKER - JOURNEYMAN	Journey Worker	340.00	0.00	0.00	0.00	0.00	0.00	0.00	0.00	0.00	0.00	0.00	0.00			2	0	0	0
	Apprentice	0.00	0.00	0.00	0.00	0.00	0.00	0.00	0.00	0.00	0.00	0.00	0.00			0	0	0	0
	Trainee	0.00	0.00	0.00	0.00	0.00	0.00	0.00	0.00	0.00	0.00	0.00	0.00			0	0	0	0
	<b>Sub-Total</b>	<b>340.00</b>	<b>0.00</b>	<b>0.00</b>	<b>0.00</b>	<b>0.00</b>	<b>0.00</b>	<b>0.00</b>	<b>0.00</b>	<b>0.00</b>	<b>0.00</b>	<b>0.00</b>	<b>0.00</b>	<b>0.00 %</b>	<b>0.00 %</b>	<b>2</b>	<b>0</b>	<b>0</b>	<b>0</b>
<b>Total Journey Worker</b>		<b>974.50</b>	<b>0.00</b>	<b>0.00</b>	<b>0.00</b>	<b>8.00</b>	<b>0.00</b>	<b>0.00</b>	<b>0.00</b>	<b>0.00</b>	<b>0.00</b>	<b>0.00</b>	<b>0.00</b>			<b>8</b>	<b>0</b>	<b>1</b>	<b>0</b>
<b>Total Apprentices</b>		<b>0.00</b>	<b>0.00</b>	<b>0.00</b>	<b>0.00</b>	<b>0.00</b>	<b>0.00</b>	<b>0.00</b>	<b>0.00</b>	<b>0.00</b>	<b>0.00</b>	<b>0.00</b>	<b>0.00</b>			<b>0</b>	<b>0</b>	<b>0</b>	<b>0</b>
<b>Total Trainees</b>		<b>0.00</b>	<b>0.00</b>	<b>0.00</b>	<b>0.00</b>	<b>0.00</b>	<b>0.00</b>	<b>0.00</b>	<b>0.00</b>	<b>0.00</b>	<b>0.00</b>	<b>0.00</b>	<b>0.00</b>			<b>0</b>	<b>0</b>	<b>0</b>	<b>0</b>
<b>Grand Total</b>		<b>974.50</b>	<b>0.00</b>	<b>0.00</b>	<b>0.00</b>	<b>8.00</b>	<b>0.00</b>	<b>0.00</b>	<b>0.00</b>	<b>0.00</b>	<b>0.00</b>	<b>0.00</b>	<b>0.82 %</b>	<b>0.00 %</b>	<b>8</b>	<b>0</b>	<b>1</b>	<b>0</b>	

E



FORM CC-257 Monthly Employment Report by Contractor

U.S. Department of Labor  
 Employment Standards Administration  
 Office of Federal Contract Compliance Programs

Report Date: 10/23/2017

Report By: Calendar Date

1. Covered Area (SMSA or EA)	2. Employers I.D. No.	Name and Location of Contractor Electric Power Systems, 54 Eisenhower Lane North, Lombard, IL, 60148												OMB No. 1215-01633						
3. Current Goals Minority Female	4. Reporting Period From 9/1/2015 to 9/30/2017	This Report is required by Executive Order 11246, Sec. 203. Failure to report can result in contracts being cancelled, terminated, or suspended in whole or in part and the contractor may be declared ineligible for further Government contracts of federally assisted construction contracts.												Federal Funding Agency						
5.  CONSTRUCTION	Classifications	6. TOTAL FEDERAL & NON-FEDERAL CONSTRUCTION WORK HOURS												9.		10.				
		6a. M F		6b. M F		6c. M F		6d. M F		6e. M F		6f. M F		7.		8.		M	F	M
ELECTRICIAN	Journey Worker	40.00	0.00	0.00	0.00	0.00	0.00	0.00	0.00	0.00	0.00	0.00	40.00	0.00			5	0	0	0
	Apprentice	0.00	0.00	0.00	0.00	0.00	0.00	0.00	0.00	0.00	0.00	0.00	0.00	0.00			0	0	0	0
	Trainee	0.00	0.00	0.00	0.00	0.00	0.00	0.00	0.00	0.00	0.00	0.00	0.00	0.00			0	0	0	0
	Sub-Total	40.00		0.00		0.00		0.00		0.00		0.00	40.00		0.00 %	0.00 %	5		0	
Total Journey Worker		40.00	0.00	0.00	0.00	0.00	0.00	0.00	0.00	0.00	0.00	40.00	0.00			5	0	0	0	
Total Apprentices								0.00	0.00	0.00	0.00	0.00	0.00				0	0	0	0
Total Trainees								0.00	0.00	0.00	0.00	0.00	0.00				0	0	0	0
Grand Total		40.00		0.00		0.00		0.00		0.00		40.00		0.00 %	0.00 %	5		0		

[Redacted Signature and Title Area]

[Redacted Signature and Title Area]

[Redacted Signature and Title Area]



FORM CC-257 Monthly Employment Report by Contractor

U.S. Department of Labor  
 Employment Standards Administration  
 Office of Federal Contract Compliance Programs

Report Date: 10/23/2017

Report By: Calendar Date

1. Covered Area (SMSA or EA)	2. Employers I.D. No.	Name and Location of Contractor Engineered Wall Systems Midwest, Inc, 9364 Calumet Ave, Munster, IN, 46321												OMB No. 1215-01633						
3. Current Goals Minority Female	4. Reporting Period From 9/1/2015 to 9/30/2017	This Report is required by Executive Order 11246, Sec. 203. Failure to report can result in contracts being cancelled, terminated, or suspended in whole or in part and the contractor may be declared ineligible for further Government contracts of federally assisted construction contracts.												Federal Funding Agency						
5.  CONSTRUCTION	Classifications	6. TOTAL FEDERAL & NON-FEDERAL CONSTRUCTION WORK HOURS												9.		10.				
		6a. Total Hours		6b. Blk 1		6c. Blk 2		6d. Blk 3		6e. Blk 4		6f. Blk 5		7.		8.		M	F	M
SHEET METAL WORKER	Journey Worker	2,244.00	0.00	0.00	0.00	0.00	0.00	0.00	0.00	0.00	0.00	0.00	344.00	0.00			13	0	0	0
	Apprentice	0.00	0.00	0.00	0.00	0.00	0.00	0.00	0.00	0.00	0.00	0.00	0.00	0.00			0	0	0	0
	Trainee	0.00	0.00	0.00	0.00	0.00	0.00	0.00	0.00	0.00	0.00	0.00	0.00	0.00			0	0	0	0
	<b>Sub-Total</b>	<b>2,244.00</b>	<b>0.00</b>	<b>0.00</b>	<b>0.00</b>	<b>0.00</b>	<b>0.00</b>	<b>0.00</b>	<b>0.00</b>	<b>0.00</b>	<b>0.00</b>	<b>0.00</b>	<b>344.00</b>	<b>0.00</b>	<b>0.00 %</b>	<b>0.00 %</b>	<b>13</b>	<b>0</b>	<b>0</b>	<b>0</b>
<b>Total Journey Worker</b>		<b>2,244.00</b>	<b>0.00</b>	<b>0.00</b>	<b>0.00</b>	<b>0.00</b>	<b>0.00</b>	<b>0.00</b>	<b>0.00</b>	<b>0.00</b>	<b>0.00</b>	<b>0.00</b>	<b>344.00</b>	<b>0.00</b>			<b>13</b>	<b>0</b>	<b>0</b>	<b>0</b>
<b>Total Apprentices</b>																				
<b>Total Trainees</b>																				
<b>Grand Total</b>		<b>2,244.00</b>	<b>0.00</b>	<b>0.00</b>	<b>0.00</b>	<b>0.00</b>	<b>0.00</b>	<b>0.00</b>	<b>0.00</b>	<b>0.00</b>	<b>0.00</b>	<b>0.00</b>	<b>344.00</b>	<b>0.00 %</b>	<b>0.00 %</b>	<b>13</b>	<b>0</b>	<b>0</b>	<b>0</b>	

T E S



FORM CC-257 Monthly Employment Report by Contractor

U.S. Department of Labor  
 Employment Standards Administration  
 Office of Federal Contract Compliance Programs

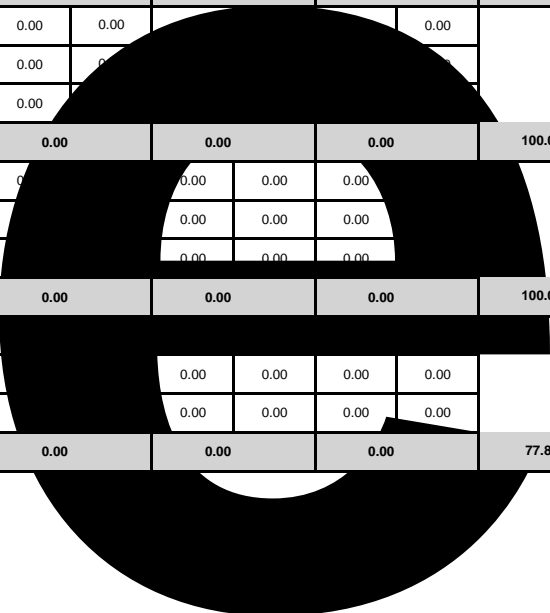
Report Date: 10/23/2017

Report By: Calendar Date

1. Covered Area (SMSA or EA)	2. Employers I.D. No.	Name and Location of Contractor Escarpita Construction Co, 2950 W. Carroll Ave, Chicago, IL, 60612												OMB No. 1215-01633							
3. Current Goals Minority Female	4. Reporting Period From 9/1/2015 to 9/30/2017	This Report is required by Executive Order 11246, Sec. 203. Failure to report can result in contracts being cancelled, terminated, or suspended in whole or in part and the contractor may be declared ineligible for further Government contracts of federally assisted construction contracts.												Federal Funding Agency							
5. <b>CONSTRUCTION TRADE</b>	Classifications	<b>6. TOTAL FEDERAL &amp; NON-FEDERAL CONSTRUCTION WORK HOURS</b>														9. Total Number of Employees	10. Total Number of Minority Employees				
		6a. Total All Employees By Trade		6b. Black (Not of Hispanic Origin)		6c. Hispanic		6d. Asian or Pacific Islander		6e. American Indian or Native		6f. Other		7. Minority Percentage	8. Female Percentage			M	F	M	F
		M	F	M	F	M	F	M	F	M	F	M	F								
CARPENTER	Journey Worker	11,297.50	0.00	68.00	0.00	8,218.50	0.00	0.00	0.00	0.00	0.00	0.00	0.00			34	0	27	0		
	Apprentice	4,429.00	957.50	522.00	0.00	2,758.00	761.50	0.00	0.00	0.00	0.00	0.00	0.00			11	2	9	1		
	Trainee	0.00	0.00	0.00	0.00	0.00	0.00	0.00	0.00	0.00	0.00	0.00	0.00			0	0	0	0		
	Sub-Total	16,684.00		590.00		11,738.00		0.00		0.00		0.00		73.89 %	5.74 %	47		37			
LABORER (BUILDING and RESIDENTIAL)	Journey Worker							0.00	0.00	0.00	0.00	0.00	0.00				0	1	0		
	Apprentice							0.00	0.00	0.00	0.00	0.00	0.00				0	0	0		
	Trainee							0.00	0.00	0.00	0.00	0.00	0.00				0	0	0		
	Sub-Total	46.00		0.00		46.00		0.00		0.00		0.00		100.00 %	0.00 %	1		1			
PAINTER	Journey Worker	2,913.50			0.00	2,913.50	0.00	0.00	0.00				0.00				0	13	0		
	Apprentice	0.00			0.00	0.00	0.00	0.00	0.00				0.00				0	0	0		
	Trainee	0.00			0.00	0.00	0.00	0.00	0.00				0.00				0	0	0		
	Sub-Total	2,913.50		0.00		2,913.50		0.00		0.00		0.00		100.00 %	0.00 %	13		13			
TAPER	Journey Worker	0.00			0.00	0.00	0.00	0.00	0.00	0.00	0.00	0.00	0.00				0	0	0		
	Apprentice	56.00			0.00	56.00	0.00	0.00	0.00	0.00	0.00	0.00	0.00			1	0	1	0		
	Trainee	0.00			0.00	0.00	0.00	0.00	0.00	0.00	0.00	0.00	0.00				0	0	0		
	Sub-Total	56.00		0.00		56.00		0.00		0.00		0.00		100.00 %	0.00 %	1		1			
<b>Total Journey Worker</b>		14,257.00		0.00		11,178.00	0.00			0.00		0.00				38	0	41	0		
<b>Total Apprentices</b>		4,485.00		0.00		2,814.00	761.50			0.00	0.00	0.00	0.00			22	2	10	1		
<b>Total Trainees</b>		0.00		0.00		0.00	0.00			0.00	0.00	0.00	0.00			0	0	0	0		
<b>Grand Total</b>		19,699.50		590.00		14,753.50		0.00		0.00		0.00		77.89 %	4.86 %	62		52			

2

8 1





FORM CC-257 Monthly Employment Report by Contractor

Report Date: 10/23/2017

Report By: Calendar Date

1. Covered Area (SMSA or EA)	2. Employers I.D. No.	Name and Location of Contractor F & T FIRE PROTECTION, 9850 W 190TH ST, MOKENA, IL, 60448												OMB No. 1215-01633							
3. Current Goals Minority Female	4. Reporting Period From 9/1/2015 to 9/30/2017	This Report is required by Executive Order 11246, Sec. 203. Failure to report can result in contracts being cancelled, terminated, or suspended in whole or in part and the contractor may be declared ineligible for further Government contracts of federally assisted construction contracts.												Federal Funding Agency							
5.  CONSTRUCTION	Classifications	6. TOTAL FEDERAL & NON-FEDERAL CONSTRUCTION WORK HOURS												9.		10.					
		6a. Total Hours		6b. Paid Hours		6c. M		6d. F		6e. M		6f. F		7.		8.		M	F	M	F
SPRINKLER FITTER	Journey Worker	1,400.00	24.00	0.00	0.00	692.00	0.00	0.00	0.00	0.00	0.00	0.00	0.00					2	1	1	0
	Apprentice	0.00	0.00	0.00	0.00	0.00	0.00	0.00	0.00	0.00	0.00	0.00	0.00					0	0	0	0
	Trainee	0.00	0.00	0.00	0.00	0.00	0.00	0.00	0.00	0.00	0.00	0.00	0.00					0	0	0	0
	<b>Sub-Total</b>	<b>1,424.00</b>	<b>0.00</b>	<b>692.00</b>	<b>0.00</b>	<b>0.00</b>	<b>0.00</b>	<b>0.00</b>	<b>48.60 %</b>	<b>1.69 %</b>	<b>3</b>	<b>1</b>									
SPRINKLER FITTER - FOREMAN (Local 281)	Journey Worker	929.00	0.00	0.00	0.00	493.00	0.00	0.00	0.00	0.00	0.00	0.00	0.00					2	0	1	0
	Apprentice							0.00	0.00	0.00	0.00	0.00	0.00						0	0	0
	Trainee							0.00	0.00	0.00	0.00	0.00	0.00						0	0	0
	<b>Sub-Total</b>	<b>929.00</b>	<b>0.00</b>	<b>493.00</b>	<b>0.00</b>	<b>0.00</b>	<b>0.00</b>	<b>0.00</b>	<b>53.07 %</b>	<b>0.00 %</b>	<b>2</b>	<b>1</b>									
<b>Total Journey Worker</b>		<b>2,353.00</b>	<b>0.00</b>	<b>1,185.00</b>	<b>0.00</b>	<b>0.00</b>	<b>0.00</b>	<b>50.36 %</b>	<b>1.02 %</b>	<b>5</b>	<b>2</b>										
<b>Total Apprentices</b>		<b>0.00</b>	<b>0.00</b>	<b>0.00</b>	<b>0.00</b>	<b>0.00</b>	<b>0.00</b>	<b>0.00</b>	<b>0.00</b>	<b>0.00</b>	<b>0.00</b>	<b>0.00</b>	<b>0.00</b>					<b>0</b>	<b>0</b>	<b>0</b>	<b>0</b>
<b>Total Trainees</b>		<b>0.00</b>	<b>0.00</b>	<b>0.00</b>	<b>0.00</b>	<b>0.00</b>	<b>0.00</b>	<b>0.00</b>	<b>0.00</b>	<b>0.00</b>	<b>0.00</b>	<b>0.00</b>	<b>0.00</b>					<b>0</b>	<b>0</b>	<b>0</b>	<b>0</b>
<b>Grand Total</b>		<b>2,353.00</b>	<b>0.00</b>	<b>1,185.00</b>	<b>0.00</b>	<b>0.00</b>	<b>0.00</b>	<b>50.36 %</b>	<b>1.02 %</b>	<b>5</b>	<b>2</b>										

E





FORM CC-257 Monthly Employment Report by Contractor

Report Date: 10/23/2017

Report By: Calendar Date

1. Covered Area (SMSA or EA)	2. Employers I.D. No.	Name and Location of Contractor F.E. Moran, 2165 Shermer Rd, Northbrook, IL, 60062												OMB No. 1215-01633					
3. Current Goals Minority Female	4. Reporting Period From 9/1/2015 to 9/30/2017	This Report is required by Executive Order 11246, Sec. 203. Failure to report can result in contracts being cancelled, terminated, or suspended in whole or in part and the contractor may be declared ineligible for further Government contracts of federally assisted construction contracts.												Federal Funding Agency					
5.  CONSTRUCTION	Classifications	6. TOTAL FEDERAL & NON-FEDERAL CONSTRUCTION WORK HOURS												9.		10.			
		6a.		6b.		6c.		6d.		6e.		6f.		7.	8.	M	F	M	F
		M	F	M	F	M	F	M	F	M	F	M	F						
SPRINKLER FITTER	Journey Worker	560.00	0.00	0.00	0.00	184.00	0.00	0.00	0.00	0.00	0.00	0.00	0.00			6	0	2	0
	Apprentice	0.00	0.00	0.00	0.00	0.00	0.00	0.00	0.00	0.00	0.00	0.00	0.00			0	0	0	0
	Trainee	0.00	0.00	0.00	0.00	0.00	0.00	0.00	0.00	0.00	0.00	0.00	0.00			0	0	0	0
	<b>Sub-Total</b>	<b>560.00</b>		<b>0.00</b>		<b>184.00</b>		<b>0.00</b>		<b>0.00</b>		<b>0.00</b>		<b>32.86 %</b>	<b>0.00 %</b>	<b>6</b>		<b>2</b>	
SPRINKLER FITTER - FOREMAN (Local 281)	Journey Worker	136.00	0.00	0.00	0.00	80.00	0.00	0.00	0.00	0.00	0.00	0.00	0.00			3	0	1	0
	Apprentice							0.00	0.00	0.00	0.00	0.00	0.00				0	0	0
	Trainee							0.00	0.00	0.00	0.00	0.00	0.00				0	0	0
	<b>Sub-Total</b>	<b>136.00</b>		<b>0.00</b>		<b>80.00</b>		<b>0.00</b>		<b>0.00</b>		<b>0.00</b>		<b>58.82 %</b>	<b>0.00 %</b>	<b>3</b>		<b>1</b>	
SPRINKLER FITTER - JOURNEYMAN (Local 281)	Journey Worker							0.00	0.00	0.00	0.00	0.00	0.00				1	1	0
	Apprentice	0.00			0.00	0.00	0.00	0.00	0.00	0.00	0.00	0.00	0.00				0	0	0
	Trainee	0.00			0.00	0.00	0.00	0.00	0.00	0.00	0.00	0.00	0.00				0	0	0
	<b>Sub-Total</b>	<b>276.00</b>		<b>0.00</b>		<b>8.00</b>		<b>0.00</b>		<b>0.00</b>		<b>0.00</b>		<b>2.90 %</b>	<b>40.58 %</b>	<b>5</b>		<b>1</b>	
<b>Total Journey Worker</b>	<b>860.00</b>		<b>0.00</b>		<b>272.00</b>		<b>0.00</b>		<b>0.00</b>		<b>0.00</b>		<b>27.98 %</b>	<b>11.52 %</b>	<b>14</b>		<b>4</b>		
<b>Total Apprentices</b>	<b>0.00</b>		<b>0.00</b>		<b>0.00</b>		<b>0.00</b>		<b>0.00</b>		<b>0.00</b>					<b>0</b>	<b>0</b>	<b>0</b>	
<b>Total Trainees</b>	<b>0.00</b>		<b>0.00</b>		<b>0.00</b>		<b>0.00</b>		<b>0.00</b>		<b>0.00</b>					<b>0</b>	<b>0</b>	<b>0</b>	
<b>Grand Total</b>	<b>972.00</b>		<b>0.00</b>		<b>272.00</b>		<b>0.00</b>		<b>0.00</b>		<b>0.00</b>		<b>27.98 %</b>	<b>11.52 %</b>	<b>14</b>		<b>4</b>		



FORM CC-257 Monthly Employment Report by Contractor

Report Date: 10/23/2017

Report By: Calendar Date

1. Covered Area (SMSA or EA)	2. Employers I.D. No.	Name and Location of Contractor F.H. Paschen, S.N. Nielsen & Associates LLC, 5515 E River Rd, Chicago, IL, 60656												OMB No. 1215-01633									
3. Current Goals Minority Female	4. Reporting Period From 9/1/2015 to 9/30/2017	This Report is required by Executive Order 11246, Sec. 203. Failure to report can result in contracts being cancelled, terminated, or suspended in whole or in part and the contractor may be declared ineligible for further Government contracts of federally assisted construction contracts.												Federal Funding Agency									
5. <b>CONSTRUCTION TRADE</b>	Classifications	<b>6. TOTAL FEDERAL &amp; NON-FEDERAL CONSTRUCTION WORK HOURS</b>												9. Total Number of Employees		10. Total Number of Minority Employees							
		6a. Total All Employees By Trade		6b. Black (Not of Hispanic Origin)		6c. Hispanic		6d. Asian or Pacific Islander		6e. American Indian or Native		6f. Other						7. Minority Percentage	8. Female Percentage	M	F	M	F
		M	F	M	F	M	F	M	F	M	F	M	F					M	F	M	F	M	F
CARPENTER	Journey Worker	5,923.50	0.00	262.00	0.00	2,187.00	0.00	0.00	0.00	0.00	0.00	0.00	0.00			16	0	4	0				
	Apprentice	0.00	50.00	0.00	50.00	0.00	0.00	0.00	0.00	0.00	0.00	0.00	0.00			0	1	0	1				
	Trainee	0.00	0.00	0.00	0.00	0.00	0.00	0.00	0.00	0.00	0.00	0.00	0.00			0	0	0	0				
	Sub-Total	5,973.50		312.00		2,187.00		0.00		0.00		0.00		41.83 %	0.84 %	17		5					
CEMENT MASON	Journey Worker							0.00	0.00	0.00	0.00	0.00	0.00				0	0	0				
	Apprentice	56.00				56.00				0.00	0.00	0.00	0.00			1	0	1	0				
	Trainee									0.00	0.00	0.00	0.00				0	0	0				
	Sub-Total	56.00		0.00		56.00		0.00		0.00		0.00		100.00 %	0.00 %	1		1					
CEMENT MASON/CONCRETE FINISHER	Journey Worker	2,415.50			8.50	1,257.00	154.50	0.00	0.00				0.00				2	14	2				
	Apprentice	0.00			0.00	0.00	0.00	0.00	0.00	0.00	0.00	0.00					0	0	0				
	Trainee	0.00			0.00	0.00	0.00	0.00	0.00	0.00	0.00	0.00					0	0	0				
	Sub-Total	2,578.50		8.50		1,411.50		0.00		0.00		0.00		55.07 %	6.32 %	39		16					
LABORER (BUILDING & RESIDENTIAL)	Journey Worker	23.00			0.00	0.00	0.00	0.00	0.00	0.00	0.00	0.00					0	0	0				
	Apprentice	0.00			0.00	0.00	0.00	0.00	0.00	0.00	0.00	0.00					0	0	0				
	Trainee	0.00			0.00	0.00	0.00	0.00	0.00	0.00	0.00	0.00					0	0	0				
	Sub-Total	23.00		0.00		0.00		0.00		0.00		0.00		0.00 %	0.00 %	2		0					
LABORER (HEAVY & HIGHWAY)	Journey Worker	6,578.50			306.00	5,073.00	10.00										7	34	4				
	Apprentice	0.00			0.00	0.00	0.00	0.00	0.00	0.00	0.00	0.00					0	0	0				
	Trainee	0.00			0.00	0.00	0.00	0.00	0.00	0.00	0.00	0.00					0	0	0				
	Sub-Total	8,665.50		879.00		5,083.00		0.00		0.00		0.00		68.80 %	24.08 %	57		38					
OPERATING ENGINEER (HY)	Journey Worker	0.00			0.00	0.00	0.00	0.00	0.00	0.00	0.00	0.00					0	0	0				
	Apprentice	270.00			0.00	0.00	0.00	0.00	0.00	0.00	0.00	0.00					2	0	0				
	Trainee	0.00			0.00	0.00	0.00	0.00	0.00	0.00	0.00	0.00					0	0	0				
	Sub-Total	270.00		0.00		0.00		0.00		0.00		0.00		0.00 %	0.00 %	2		0					
POWER EQUIPMENT OPERATOR (HEAVY AND HIGHWAY CONSTRUCTION)	Journey Worker	4,878.00	0.00	0.00	0.00	948.00	0.00	0.00	0.00	0.00	0.00	0.00	0.00			26	0	5	0				
	Apprentice	0.00	0.00	0.00	0.00	0.00	0.00	0.00	0.00	0.00	0.00	0.00	0.00			0	0	0	0				
	Trainee	0.00	0.00	0.00	0.00	0.00	0.00	0.00	0.00	0.00	0.00	0.00	0.00			0	0	0	0				
	Sub-Total	4,878.00		0.00		948.00		0.00		0.00		0.00		19.43 %	0.00 %	26		5					


13. Date Signed



FORM CC-257 Monthly Employment Classification Report by Contractor

U.S. Department of Labor  
Employment Standards Administration  
Office of Federal Contract Compliance Programs

Report Date: 10/23/2017  
Report By: Calendar Date



Total Journey Worker	19,818.50	2,250.00	835.00	314.50	9,465.00	164.50	0.00	0.00	0.00	0.00	0.00	0.00			131	9	57	6
Total Apprentices	326.00	50.00	0.00	50.00	56.00	0.00	0.00	0.00	0.00	0.00	0.00	0.00			3	1	1	1
Total Trainees	0.00	0.00	0.00	0.00	0.00	0.00	0.00	0.00	0.00	0.00	0.00	0.00			0	0	0	0
<b>Grand Total</b>	<b>22,444.50</b>		<b>1,199.50</b>		<b>9,685.50</b>		<b>0.00</b>		<b>0.00</b>		<b>0.00</b>		<b>48.50 %</b>	<b>10.25 %</b>	<b>144</b>		<b>65</b>	

1

**T E I**



FORM CC-257 Monthly Employment Report by Contractor

U.S. Department of Labor  
 Employment Standards Administration  
 Office of Federal Contract Compliance Programs

Report Date: 10/23/2017

Report By: Calendar Date

1. Covered Area (SMSA or EA)	2. Employers I.D. No.	Name and Location of Contractor FURMANITE AMERICA INC., 10 Eisenhower Lane North, Lombard, IL, 60148												OMB No. 1215-01633							
3. Current Goals Minority Female	4. Reporting Period From 9/1/2015 to 9/30/2017	This Report is required by Executive Order 11246, Sec. 203. Failure to report can result in contracts being cancelled, terminated, or suspended in whole or in part and the contractor may be declared ineligible for further Government contracts of federally assisted construction contracts.												Federal Funding Agency							
5.  CONSTRUCTION	Classifications	6. TOTAL FEDERAL & NON-FEDERAL CONSTRUCTION WORK HOURS												9.		10.					
		6a. Total Hours		6b. Plumber		6c. Plumber		6d. Plumber		6e. Plumber		6f. Plumber		7.		8.		M	F	M	F
		M	F	M	F	M	F	M	F	M	F	M	F								
	Journey Worker	27.50	0.00	0.00	0.00	0.00	0.00	0.00	0.00	0.00	0.00	0.00	0.00					3	0	0	0
	Apprentice	0.00	0.00	0.00	0.00	0.00	0.00	0.00	0.00	0.00	0.00	0.00	0.00					0	0	0	0
	Trainee	0.00	0.00	0.00	0.00	0.00	0.00	0.00	0.00	0.00	0.00	0.00	0.00					0	0	0	0
	Sub-Total	27.50		0.00		0.00		0.00		0.00		0.00				0.00 %	0.00 %	3		0	
Total Journey Worker		27.50	0.00	0.00	0.00	0.00	0.00	0.00	0.00	0.00	0.00	0.00	0.00					3	0	0	0
Total Apprentices								0.00	0.00	0.00	0.00	0.00	0.00						0	0	0
Total Trainees								0.00	0.00	0.00	0.00	0.00	0.00						0	0	0
Grand Total		27.50		0.00		0.00		0.00		0.00		0.00				0.00 %	0.00 %	3		0	

[Redacted Signature and Title Area]

[Redacted Signature and Title Area]

[Redacted Signature and Title Area]



FORM CC-257 Monthly Employment Report by Contractor

Report Date: 10/23/2017

Report By: Calendar Date

1. Covered Area (SMSA or EA)	2. Employers I.D. No.	Name and Location of Contractor G&C Construction & Sealants, Inc., 4200 W 124th Pl, Alsip, IL, 60803												OMB No. 1215-01633						
3. Current Goals Minority Female	4. Reporting Period From 9/1/2015 to 9/30/2017	This Report is required by Executive Order 11246, Sec. 203. Failure to report can result in contracts being cancelled, terminated, or suspended in whole or in part and the contractor may be declared ineligible for further Government contracts of federally assisted construction contracts.												Federal Funding Agency						
5.  CONSTRUCTION	Classifications	6. TOTAL FEDERAL & NON-FEDERAL CONSTRUCTION WORK HOURS												9.		10.				
		6a. Total Hours		6b. Federal		6c. Non-Federal		6d. Apprentices		6e. Trainees		6f. Journey Workers		7. Total	8. Total	M	F	M	F	
POINTER, CLEANER AND CAULKER	Journey Worker	13,231.00	546.00	0.00	546.00	12,778.50	0.00	0.00	0.00	0.00	0.00	0.00	0.00			0.00			16	1
	Apprentice	0.00	0.00	0.00	0.00	0.00	0.00	0.00	0.00	0.00	0.00	0.00	0.00	0.00			0	0	0	0
	Trainee	0.00	0.00	0.00	0.00	0.00	0.00	0.00	0.00	0.00	0.00	0.00	0.00	0.00			0	0	0	0
	<b>Sub-Total</b>	<b>13,777.00</b>	<b>546.00</b>	<b>0.00</b>	<b>546.00</b>	<b>12,778.50</b>	<b>0.00</b>	<b>0.00</b>	<b>0.00</b>	<b>0.00</b>	<b>0.00</b>	<b>0.00</b>	<b>0.00</b>	<b>0.00</b>	<b>96.72 %</b>	<b>3.96 %</b>	<b>17</b>	<b>1</b>	<b>16</b>	<b>1</b>
ROOFER	Journey Worker	1,919.00	0.00	0.00	0.00	1,919.00	0.00	0.00	0.00	0.00	0.00	0.00	0.00	0.00			4	0	4	0
	Apprentice	0.00	0.00	0.00	0.00	0.00	0.00	0.00	0.00	0.00	0.00	0.00	0.00	0.00			0	0	0	0
	Trainee	0.00	0.00	0.00	0.00	0.00	0.00	0.00	0.00	0.00	0.00	0.00	0.00	0.00			0	0	0	0
	<b>Sub-Total</b>	<b>1,919.00</b>	<b>0.00</b>	<b>0.00</b>	<b>0.00</b>	<b>1,919.00</b>	<b>0.00</b>	<b>0.00</b>	<b>0.00</b>	<b>0.00</b>	<b>0.00</b>	<b>0.00</b>	<b>0.00</b>	<b>0.00</b>	<b>100.00 %</b>	<b>0.00 %</b>	<b>4</b>	<b>0</b>	<b>4</b>	<b>0</b>
<b>Total Journey Worker</b>		<b>15,150.00</b>	<b>546.00</b>	<b>0.00</b>	<b>546.00</b>	<b>14,697.50</b>	<b>0.00</b>	<b>0.00</b>	<b>0.00</b>	<b>0.00</b>	<b>0.00</b>	<b>0.00</b>	<b>0.00</b>	<b>97.12 %</b>	<b>3.48 %</b>	<b>21</b>	<b>1</b>	<b>19</b>	<b>1</b>	
<b>Total Apprentices</b>		<b>0.00</b>	<b>0.00</b>	<b>0.00</b>	<b>0.00</b>	<b>0.00</b>	<b>0.00</b>	<b>0.00</b>	<b>0.00</b>	<b>0.00</b>	<b>0.00</b>	<b>0.00</b>	<b>0.00</b>	<b>0.00</b>			<b>0</b>	<b>0</b>	<b>0</b>	<b>0</b>
<b>Total Trainees</b>		<b>0.00</b>	<b>0.00</b>	<b>0.00</b>	<b>0.00</b>	<b>0.00</b>	<b>0.00</b>	<b>0.00</b>	<b>0.00</b>	<b>0.00</b>	<b>0.00</b>	<b>0.00</b>	<b>0.00</b>	<b>0.00</b>			<b>0</b>	<b>0</b>	<b>0</b>	<b>0</b>
<b>Grand Total</b>		<b>15,696.00</b>	<b>546.00</b>	<b>0.00</b>	<b>546.00</b>	<b>14,697.50</b>	<b>0.00</b>	<b>0.00</b>	<b>0.00</b>	<b>0.00</b>	<b>0.00</b>	<b>0.00</b>	<b>0.00</b>	<b>97.12 %</b>	<b>3.48 %</b>	<b>21</b>	<b>1</b>	<b>20</b>	<b>1</b>	

E



FORM CC-257 Monthly Employment Report by Contractor

Report Date: 10/23/2017

Report By: Calendar Date

1. Covered Area (SMSA or EA)	2. Employers I.D. No.	Name and Location of Contractor Gateway Concrete Forming Systems, Inc., 11124 N. Industrial Dr., Mequon, WI, 53092												OMB No. 1215-01633								
3. Current Goals Minority Female	4. Reporting Period From 9/1/2015 to 9/30/2017	This Report is required by Executive Order 11246, Sec. 203. Failure to report can result in contracts being cancelled, terminated, or suspended in whole or in part and the contractor may be declared ineligible for further Government contracts of federally assisted construction contracts.												Federal Funding Agency								
5.  CONSTRUCTION	Classifications	6. TOTAL FEDERAL & NON-FEDERAL CONSTRUCTION WORK HOURS												9.		10.						
		6a. Total Hours		6b. Federal Hours		6c. Non-Federal Hours		6d. M		6e. F		6f. M		6g. F		7.		8.		M	F	M
		M	F	M	F	M	F	M	F	M	F	M	F	M	F			M	F	M	F	
CARPENTER	Journey Worker	3,312.00	0.00	0.00	0.00	1,388.00	0.00	0.00	0.00	0.00	0.00	0.00	0.00	0.00	0.00			13	0	7	0	
	Apprentice	32.00	0.00	0.00	0.00	0.00	0.00	0.00	0.00	0.00	0.00	0.00	0.00	0.00	0.00			2	0	0	0	
	Trainee	0.00	0.00	0.00	0.00	0.00	0.00	0.00	0.00	0.00	0.00	0.00	0.00	0.00	0.00			0	0	0	0	
	<b>Sub-Total</b>	<b>3,344.00</b>	<b>0.00</b>	<b>0.00</b>	<b>0.00</b>	<b>1,388.00</b>	<b>0.00</b>	<b>0.00</b>	<b>0.00</b>	<b>0.00</b>	<b>0.00</b>	<b>0.00</b>	<b>0.00</b>	<b>0.00</b>	<b>0.00</b>	<b>41.51 %</b>	<b>0.00 %</b>	<b>15</b>	<b>0</b>	<b>7</b>	<b>0</b>	
LABORER (BUILDING & RESIDENTIAL)	Journey Worker	4,286.00	0.00	419.00	0.00	2,073.00	0.00	0.00	0.00	0.00	0.00	0.00	0.00	0.00	0.00			37	0	18	0	
	Apprentice							0.00	0.00	0.00	0.00	0.00	0.00	0.00	0.00				0	0	0	0
	Trainee							0.00	0.00	0.00	0.00	0.00	0.00	0.00	0.00				0	0	0	0
	<b>Sub-Total</b>	<b>4,286.00</b>	<b>0.00</b>	<b>419.00</b>	<b>0.00</b>	<b>2,073.00</b>	<b>0.00</b>	<b>0.00</b>	<b>0.00</b>	<b>0.00</b>	<b>0.00</b>	<b>0.00</b>	<b>0.00</b>	<b>0.00</b>	<b>0.00</b>	<b>58.14 %</b>	<b>0.00 %</b>	<b>37</b>	<b>0</b>	<b>18</b>	<b>0</b>	
<b>Total Journey Worker</b>							0.00	0.00	0.00	0.00	0.00	0.00	0.00	0.00				0	0	25	0	
<b>Total Apprentices</b>							0.00	0.00	0.00	0.00	0.00	0.00	0.00	0.00				0	0	0	0	
<b>Total Trainees</b>							0.00	0.00	0.00	0.00	0.00	0.00	0.00	0.00				0	0	0	0	
<b>Grand Total</b>		<b>7,630.00</b>	<b>0.00</b>	<b>419.00</b>	<b>0.00</b>	<b>3,461.00</b>	<b>0.00</b>	<b>0.00</b>	<b>0.00</b>	<b>0.00</b>	<b>0.00</b>	<b>0.00</b>	<b>0.00</b>	<b>0.00</b>	<b>50.85 %</b>	<b>0.00 %</b>	<b>52</b>	<b>0</b>	<b>25</b>	<b>0</b>		

E



FORM CC-257 Monthly Employment Report by Contractor

Report Date: 10/23/2017

Report By: Calendar Date

1. Covered Area (SMSA or EA)	2. Employers I.D. No.	Name and Location of Contractor Gateway Glazing, Inc, 3455 Stern Avenue, St. Charles, IL, 60174												OMB No. 1215-01633					
3. Current Goals Minority Female	4. Reporting Period From 9/1/2015 to 9/30/2017	This Report is required by Executive Order 11246, Sec. 203. Failure to report can result in contracts being cancelled, terminated, or suspended in whole or in part and the contractor may be declared ineligible for further Government contracts of federally assisted construction contracts.												Federal Funding Agency					
5.  CONSTRUCTION	Classifications	6. TOTAL FEDERAL & NON-FEDERAL CONSTRUCTION WORK HOURS												9.		10.			
		6a.		6b.		6c.		6d.		6e.		6f.		7.	8.	M	F	M	F
		M	F	M	F	M	F	M	F	M	F	M	F						
GLAZIER	Journey Worker	2,252.50	0.00	0.00	0.00	0.00	0.00	0.00	0.00	0.00	0.00	0.00	0.00			4	0	0	0
	Apprentice	0.00	0.00	0.00	0.00	0.00	0.00	0.00	0.00	0.00	0.00	0.00	0.00			0	0	0	0
	Trainee	0.00	0.00	0.00	0.00	0.00	0.00	0.00	0.00	0.00	0.00	0.00	0.00			0	0	0	0
	<b>Sub-Total</b>	<b>2,252.50</b>	<b>0.00</b>	<b>0.00</b>	<b>0.00</b>	<b>0.00</b>	<b>0.00</b>	<b>0.00</b>	<b>0.00</b>	<b>0.00</b>	<b>0.00</b>	<b>0.00</b>	<b>0.00</b>	<b>0.00 %</b>	<b>0.00 %</b>	<b>4</b>	<b>0</b>	<b>0</b>	<b>0</b>
IRONWORKER	Journey Worker	4,713.50	0.00	0.00	0.00	72.00	0.00	0.00	0.00	0.00	0.00	0.00	0.00			8	0	1	0
	Apprentice							0.00	0.00	0.00	0.00	0.00	0.00				0	0	0
	Trainee							0.00	0.00	0.00	0.00	0.00	0.00				0	0	0
	<b>Sub-Total</b>	<b>4,713.50</b>	<b>0.00</b>	<b>0.00</b>	<b>0.00</b>	<b>72.00</b>	<b>0.00</b>	<b>0.00</b>	<b>0.00</b>	<b>0.00</b>	<b>0.00</b>	<b>0.00</b>	<b>0.00</b>	<b>1.53 %</b>	<b>0.00 %</b>	<b>8</b>	<b>0</b>	<b>1</b>	<b>0</b>
ORNAMENTAL IRONWORKER	Journey Worker							0.00	0.00	0.00	0.00	0.00	0.00				0	0	0
	Apprentice	983.00				0.00	0.00	0.00	0.00	0.00	0.00	0.00	0.00			3	0	0	0
	Trainee	0.00				0.00	0.00	0.00	0.00	0.00	0.00	0.00	0.00				0	0	0
	<b>Sub-Total</b>	<b>983.00</b>	<b>0.00</b>	<b>0.00</b>	<b>0.00</b>	<b>0.00</b>	<b>0.00</b>	<b>0.00</b>	<b>0.00</b>	<b>0.00</b>	<b>0.00</b>	<b>0.00</b>	<b>0.00</b>	<b>0.00 %</b>	<b>0.00 %</b>	<b>3</b>	<b>0</b>	<b>0</b>	<b>0</b>
<b>Total Journey Worker</b>		6,966.00				72.00	0.00	0.00	0.00	0.00	0.00	0.00	0.00			15	0	1	0
<b>Total Apprentices</b>		983.00				0.00	0.00	0.00	0.00	0.00	0.00	0.00	0.00				0	0	0
<b>Total Trainees</b>		0.00				0.00	0.00	0.00	0.00	0.00	0.00	0.00	0.00				0	0	0
<b>Grand Total</b>		<b>7,949.00</b>	<b>0.00</b>	<b>0.00</b>	<b>0.00</b>	<b>72.00</b>	<b>0.00</b>	<b>0.00</b>	<b>0.00</b>	<b>0.00</b>	<b>0.00</b>	<b>0.00</b>	<b>0.91 %</b>	<b>0.00 %</b>	<b>15</b>	<b>0</b>	<b>1</b>	<b>0</b>	

G



FORM CC-257 Monthly Employment Report by Contractor

U.S. Department of Labor  
 Employment Standards Administration  
 Office of Federal Contract Compliance Programs

Report Date: 10/23/2017  
 Report By: Calendar Date

1. Covered Area (SMSA or EA)	2. Employers I.D. No.	Name and Location of Contractor <b>Gatwood Crane Service, Inc., 2345 E. Hamilton Rd., Arlington Heights, IL, 60005</b>												OMB No. 1215-01633					
3. Current Goals Minority Female	4. Reporting Period From 9/1/2015 to 9/30/2017	This Report is required by Executive Order 11246, Sec. 203. Failure to report can result in contracts being cancelled, terminated, or suspended in whole or in part and the contractor may be declared ineligible for further Government contracts of federally assisted construction contracts.												Federal Funding Agency					
5.  <b>CONSTRUCTION</b>	Classifications	<b>6. TOTAL FEDERAL &amp; NON-FEDERAL CONSTRUCTION WORK HOURS</b>												9.		10.			
		6a. M	F	6b. M	F	6c. M	F	6d. M	F	6e. M	F	6f. M	F	7.	8.	M	F	M	F
POWER EQUIPMENT OPERATOR (HEAVY AND HIGHWAY CONSTRUCTION)	Journey Worker	29.00	0.00	0.00	0.00	0.00	0.00	0.00	0.00	0.00	0.00	0.00	0.00			1	0	0	0
	Apprentice	0.00	0.00	0.00	0.00	0.00	0.00	0.00	0.00	0.00	0.00	0.00	0.00			0	0	0	0
	Trainee	0.00	0.00	0.00	0.00	0.00	0.00	0.00	0.00	0.00	0.00	0.00	0.00			0	0	0	0
	<b>Sub-Total</b>	<b>29.00</b>	<b>0.00</b>	<b>0.00</b>	<b>0.00</b>	<b>0.00</b>	<b>0.00</b>	<b>0.00</b>	<b>0.00</b>	<b>0.00</b>	<b>0.00</b>	<b>0.00</b>	<b>0.00</b>	<b>0.00 %</b>	<b>0.00 %</b>	<b>1</b>	<b>0</b>	<b>0</b>	<b>0</b>
<b>Total Journey Worker</b>		29.00	0.00	0.00	0.00	0.00	0.00	0.00	0.00	0.00	0.00	0.00			1	0	0	0	
<b>Total Apprentices</b>								0.00	0.00	0.00	0.00	0.00	0.00			0	0	0	0
<b>Total Trainees</b>								0.00	0.00	0.00	0.00	0.00	0.00			0	0	0	0
<b>Grand Total</b>		<b>29.00</b>	<b>0.00</b>	<b>0.00</b>	<b>0.00</b>	<b>0.00</b>	<b>0.00</b>	<b>0.00</b>	<b>0.00</b>	<b>0.00</b>	<b>0.00</b>	<b>0.00</b>	<b>0.00 %</b>	<b>0.00 %</b>	<b>1</b>	<b>0</b>	<b>0</b>	<b>0</b>	

E





FORM CC-257 Monthly Employment Information Report by Contractor

1. Covered Area (SMSA or EA)	2. Employers I.D. No.	Name and Location of Contractor Gibson Electric, 3100 Woodcreek Dr, Downers Grove, IL, 60515												OMB No. 1215-01633							
3. Current Goals Minority Female	4. Reporting Period From 9/1/2015 to 9/30/2017	This Report is required by Executive Order 11246, Sec. 203. Failure to report can result in contracts being cancelled, terminated, or suspended in whole or in part and the contractor may be declared ineligible for further Government contracts of federally assisted construction contracts.												Federal Funding Agency							
5. <b>CONSTRUCTION TRADE</b>	Classifications	<b>6. TOTAL FEDERAL &amp; NON-FEDERAL CONSTRUCTION WORK HOURS</b>												9. Total Number of Employees	10. Total Number of Minority Employees						
		6a. Total All Employees By Trade		6b. Black (Not of Hispanic Origin)		6c. Hispanic		6d. Asian or Pacific Islander		6e. American Indian or Native		6f. Other				7. Minority Percentage	8. Female Percentage	M	F	M	F
		M	F	M	F	M	F	M	F	M	F	M	F			Percentage	Percentage	M	F	M	F
ELECTRICIAN	Journey Worker	30,684.00	3,380.00	56.00	2,812.00	1,969.00	0.00	2,077.50	0.00	0.00	0.00	0.00	0.00			31	2	6	1		
	Apprentice	6,929.00	0.00	2,131.00	0.00	32.00	0.00	0.00	0.00	0.00	0.00	0.00	0.00			8	0	2	0		
	Trainee	0.00	0.00	0.00	0.00	0.00	0.00	0.00	0.00	0.00	0.00	0.00	0.00			0	0	0	0		
	<b>Sub-Total</b>	<b>40,993.00</b>		<b>4,999.00</b>		<b>2,001.00</b>		<b>2,077.50</b>		<b>0.00</b>		<b>0.00</b>		<b>22.14 %</b>	<b>8.25 %</b>	<b>41</b>		<b>9</b>			
ELECTRICIANS	Journey Worker							0.00	0.00	0.00	0.00	0.00	0.00			0	0	0	0		
	Apprentice	400.00		375.50				0.00	0.00	0.00	0.00	0.00	0.00			2	0	1	0		
	Trainee							0.00	0.00	0.00	0.00	0.00	0.00			0	0	0	0		
	<b>Sub-Total</b>	<b>400.00</b>		<b>375.50</b>		<b>0.00</b>		<b>0.00</b>		<b>0.00</b>		<b>0.00</b>		<b>93.88 %</b>	<b>0.00 %</b>	<b>2</b>		<b>1</b>			
<b>Total Journey Worker</b>		30,684.00	3,380.00	56.00	2,812.00	1,969.00	0.00	2,077.50	0.00	0.00	0.00	0.00			31	2	6	1			
<b>Total Apprentices</b>		7,329.00	0.00	2,131.00	0.00	32.00	0.00	0.00	0.00	0.00	0.00	0.00			8	0	3	0			
<b>Total Trainees</b>		0.00	0.00	0.00	0.00	0.00	0.00	0.00	0.00	0.00	0.00	0.00			0	0	0	0			
<b>Grand Total</b>		<b>41,393.00</b>		<b>5,374.50</b>		<b>2,001.00</b>		<b>2,077.50</b>		<b>0.00</b>		<b>0.00</b>		<b>22.84 %</b>	<b>8.17 %</b>	<b>43</b>		<b>10</b>			

E



FORM CC-257 Monthly Employment Report by Contractor

Report Date: 10/23/2017

Report By: Calendar Date

1. Covered Area (SMSA or EA)	2. Employers I.D. No.	Name and Location of Contractor Gim Electric Co., Inc., 4150 N. Milwaukee Ave., Chicago, IL, 60641												OMB No. 1215-01633					
3. Current Goals Minority Female	4. Reporting Period From 9/1/2015 to 9/30/2017	This Report is required by Executive Order 11246, Sec. 203. Failure to report can result in contracts being cancelled, terminated, or suspended in whole or in part and the contractor may be declared ineligible for further Government contracts of federally assisted construction contracts.												Federal Funding Agency					
5. <b>CONSTRUCTION TRADE</b>	Classifications	<b>6. TOTAL FEDERAL &amp; NON-FEDERAL CONSTRUCTION WORK HOURS</b>												9. Total Number of Employees		10. Total Number of Minority Employees			
		6a. Total All Employees By Trade		6b. Black (Not of Hispanic Origin)		6c. Hispanic		6d. Asian or Pacific Islander		6e. American Indian or Native		6f. Other						7. Minority Percentage	8. Female Percentage
		M	F	M	F	M	F	M	F	M	F	M	F						
ELECTRICIAN	Journey Worker	4,795.00	168.00	1,352.00	168.00	578.00	0.00	209.00	0.00	0.00	0.00	0.00	0.00			9	1	3	1
	Apprentice	2,132.50	0.00	501.50	0.00	348.00	0.00	0.00	0.00	0.00	0.00	0.00	0.00			4	0	2	0
	Trainee	0.00	0.00	0.00	0.00	0.00	0.00	0.00	0.00	0.00	0.00	0.00	0.00			0	0	0	0
	<b>Subtotal</b>	<b>7,095.50</b>		<b>2,021.50</b>		<b>926.00</b>		<b>209.00</b>		<b>0.00</b>		<b>0.00</b>		<b>44.49 %</b>	<b>2.37 %</b>	<b>14</b>		<b>6</b>	
<b>Total Journey Worker</b>								209.00	0.00	0.00	0.00	0.00	0.00				1	3	1
<b>Total Apprentices</b>								0.00	0.00	0.00	0.00	0.00	0.00				0	2	0
<b>Total Trainees</b>								0.00	0.00	0.00	0.00	0.00	0.00				0	0	0
<b>Grand Total</b>		<b>7,095.50</b>		<b>2,021.50</b>		<b>926.00</b>		<b>209.00</b>		<b>0.00</b>		<b>0.00</b>		<b>44.49 %</b>	<b>2.37 %</b>	<b>14</b>		<b>6</b>	

1

1

**E**



FORM CC-257 Monthly Employment Report by Contractor

U.S. Department of Labor  
 Employment Standards Administration  
 Office of Federal Contract Compliance Programs

Report Date: 10/23/2017

Report By: Calendar Date

1. Covered Area (SMSA or EA)	2. Employers I.D. No.	Name and Location of Contractor H. R. Stewart, Inc., 52 Crystal Street, Cary, IL, 60013-2730												OMB No. 1215-01633							
3. Current Goals Minority Female	4. Reporting Period From 9/1/2015 to 9/30/2017	This Report is required by Executive Order 11246, Sec. 203. Failure to report can result in contracts being cancelled, terminated, or suspended in whole or in part and the contractor may be declared ineligible for further Government contracts of federally assisted construction contracts.												Federal Funding Agency							
5.  CONSTRUCTION	Classifications	6. TOTAL FEDERAL & NON-FEDERAL CONSTRUCTION WORK HOURS												9.		10.					
		6a. Total Hours		6b. Federal		6c. Non-Federal		6d. M		6e. F		6f. M		6g. F		7.		8.			
		M	F	M	F	M	F	M	F	M	F	M	F	M	F			M	F	M	F
LABORER (TUNNEL AND SEWER)	Journey Worker	228.00	0.00	0.00	0.00	0.00	0.00	0.00	0.00	0.00	0.00	0.00	0.00	0.00	0.00			2	0	0	0
	Apprentice	0.00	0.00	0.00	0.00	0.00	0.00	0.00	0.00	0.00	0.00	0.00	0.00	0.00	0.00			0	0	0	0
	Trainee	0.00	0.00	0.00	0.00	0.00	0.00	0.00	0.00	0.00	0.00	0.00	0.00	0.00	0.00			0	0	0	0
	Sub-Total	228.00		0.00		0.00		0.00		0.00		0.00		0.00		0.00 %	0.00 %	2		0	
Total Journey Worker		228.00	0.00	0.00	0.00	0.00	0.00	0.00	0.00	0.00	0.00	0.00	0.00	0.00	0.00			2	0	0	0
Total Apprentices								0.00	0.00	0.00	0.00	0.00	0.00					0	0	0	0
Total Trainees								0.00	0.00	0.00	0.00	0.00	0.00					0	0	0	0
Grand Total		228.00		0.00		0.00		0.00		0.00		0.00		0.00		0.00 %	0.00 %	2		0	

[Redacted Signature and Title Area]

[Redacted Date and Signature Area]

**SECRET**



FORM CC-257 Monthly Employment Report by Contractor

U.S. Department of Labor  
 Employment Standards Administration  
 Office of Federal Contract Compliance Programs

Report Date: 10/23/2017

Report By: Calendar Date

1. Covered Area (SMSA or EA)	2. Employers I.D. No.	Name and Location of Contractor Hard Rock Concrete Cutters, Inc., 601 Chaddick Drive, Wheeling, IL, 60090												OMB No. 1215-01633						
3. Current Goals Minority Female	4. Reporting Period From 9/1/2015 to 9/30/2017	This Report is required by Executive Order 11246, Sec. 203. Failure to report can result in contracts being cancelled, terminated, or suspended in whole or in part and the contractor may be declared ineligible for further Government contracts of federally assisted construction contracts.												Federal Funding Agency						
5.  CONSTRUCTION	Classifications	6. TOTAL FEDERAL & NON-FEDERAL CONSTRUCTION WORK HOURS												9.		10.				
		6a. Total Hours		6b. Blk. 1		6c. Blk. 2		6d. Blk. 3		6e. Blk. 4		6f. Blk. 5		7.	8.	M	F	M	F	
LABORER (BUILDING & RESIDENTIAL)	Journey Worker	15.50	0.00	0.00	0.00	0.00	0.00	0.00	0.00	0.00	0.00	0.00	0.00			0.00	0.00	0.00	1	0
	Apprentice	0.00	0.00	0.00	0.00	0.00	0.00	0.00	0.00	0.00	0.00	0.00	0.00	0.00	0.00	0.00	0	0	0	0
	Trainee	0.00	0.00	0.00	0.00	0.00	0.00	0.00	0.00	0.00	0.00	0.00	0.00	0.00	0.00	0.00	0	0	0	0
	Sub-Total	15.50	0.00	0.00	0.00	0.00	0.00	0.00	0.00	0.00	0.00	0.00	0.00	0.00	0.00	0.00	1	0	0	0
Total Journey Worker		15.50	0.00	0.00	0.00	0.00	0.00	0.00	0.00	0.00	0.00	0.00	0.00	0.00	0.00	0.00	1	0	0	0
Total Apprentices								0.00	0.00	0.00	0.00	0.00	0.00	0.00	0.00	0.00		0	0	0
Total Trainees								0.00	0.00	0.00	0.00	0.00	0.00	0.00	0.00	0.00		0	0	0
Grand Total		15.50	0.00	0.00	0.00	0.00	0.00	0.00	0.00	0.00	0.00	0.00	0.00	0.00	0.00	0.00	1	0	0	0

E



FORM CC-257 Monthly Employment Report by Contractor

U.S. Department of Labor  
 Employment Standards Administration  
 Office of Federal Contract Compliance Programs

Report Date: 10/23/2017

Report By: Calendar Date

1. Covered Area (SMSA or EA)		2. Employers I.D. No.		Name and Location of Contractor Hemingway Chimney, 16940 Vincennes Avenue, South Holland, IL, 60473										OMB No. 1215-01633							
3. Current Goals Minority Female		4. Reporting Period From 9/1/2015 to 9/30/2017		This Report is required by Executive Order 11246, Sec. 203. Failure to report can result in contracts being cancelled, terminated, or suspended in whole or in part and the contractor may be declared ineligible for further Government contracts of federally assisted construction contracts.										Federal Funding Agency							
5.  CONSTRUCTION		Classifications		6. TOTAL FEDERAL & NON-FEDERAL CONSTRUCTION WORK HOURS										9.		10.					
				6a.		6b.		6c.		6d.		6e.						6f.		7.	
				M	F	M	F	M	F	M	F	M	F	M	F			M	F	M	F
SHEET METAL WORKER		Journey Worker		168.00	0.00	0.00	0.00	0.00	0.00	0.00	0.00	0.00	0.00	0.00	0.00			5	0	0	0
		Apprentice		0.00	0.00	0.00	0.00	0.00	0.00	0.00	0.00	0.00	0.00	0.00	0.00			0	0	0	0
		Trainee		0.00	0.00	0.00	0.00	0.00	0.00	0.00	0.00	0.00	0.00	0.00	0.00			0	0	0	0
		Sub-Total		168.00	0.00	0.00	0.00	0.00	0.00	0.00	0.00	0.00	0.00	0.00	0.00	0.00 %	0.00 %	5	0		
Total Journey Worker		168.00	0.00	0.00	0.00	0.00	0.00	0.00	0.00	0.00	0.00	0.00	0.00			5	0	0	0		
Total Apprentices		[REDACTED]												0	0	0	0				
Total Trainees		[REDACTED]												0	0	0	0				
Grand Total		168.00	0.00	0.00	0.00	0.00	0.00	0.00	0.00	0.00	0.00	0.00	0.00	0.00 %	0.00 %	5	0				

E



FORM CC-257 Monthly Employment Report by Contractor

U.S. Department of Labor  
 Employment Standards Administration  
 Office of Federal Contract Compliance Programs

Report Date: 10/23/2017  
 Report By: Calendar Date

1. Covered Area (SMSA or EA)	2. Employers I.D. No.	Name and Location of Contractor Highway Safety Corp., 1756 Armitage Court, Addison, IL, 60101												OMB No. 1215-01633								
3. Current Goals Minority Female	4. Reporting Period From 9/1/2015 to 9/30/2017	This Report is required by Executive Order 11246, Sec. 203. Failure to report can result in contracts being cancelled, terminated, or suspended in whole or in part and the contractor may be declared ineligible for further Government contracts of federally assisted construction contracts.												Federal Funding Agency								
5.  CONSTRUCTION	Classifications	6. TOTAL FEDERAL & NON-FEDERAL CONSTRUCTION WORK HOURS												9.		10.						
		6a. M		6b. F		6c. M		6d. F		6e. M		6f. F		7.		8.		M	F	M	F	
TRAFFIC CONTROL DEVICE MONITOR	Journey Worker	629.75	0.00	0.00	0.00	629.75	0.00	0.00	0.00	0.00	0.00	0.00	0.00					23	0	23	0	
	Apprentice	0.00	0.00	0.00	0.00	0.00	0.00	0.00	0.00	0.00	0.00	0.00	0.00					0	0	0	0	
	Trainee	0.00	0.00	0.00	0.00	0.00	0.00	0.00	0.00	0.00	0.00	0.00	0.00					0	0	0	0	
	Sub-Total	629.75		0.00		629.75		0.00		0.00		0.00		100.00 %		0.00 %		23		23		
Total Journey Worker		629.75	0.00	0.00	0.00	629.75	0.00	0.00	0.00	0.00	0.00	0.00	0.00					23	0	23	0	
Total Apprentices								0.00	0.00	0.00	0.00	0.00	0.00						0	0	0	0
Total Trainees								0.00	0.00	0.00	0.00	0.00	0.00						0	0	0	0
Grand Total		629.75		0.00		629.75		0.00		0.00		0.00		100.00 %		0.00 %		23		23		

E




FORM CC-257 Monthly Employment Construction Report by Contractor

U.S. Department of Labor  
 Employment Standards Administration  
 Office of Federal Contract Compliance Programs

Report Date: 10/23/2017

Report By: Calendar Date

1. Covered Area (SMSA or EA)	2. Employers I.D. No.	Name and Location of Contractor Hill Mechanical Corporation, 11045 Gage Ave, Franklin Park, IL, 60131												OMB No. 1215-01633						
3. Current Goals Minority Female	4. Reporting Period From 9/1/2015 to 9/30/2017	This Report is required by Executive Order 11246, Sec. 203. Failure to report can result in contracts being cancelled, terminated, or suspended in whole or in part and the contractor may be declared ineligible for further Government contracts of federally assisted construction contracts.												Federal Funding Agency						
5. <b>CONSTRUCTION TRADE</b>	Classifications	<b>6. TOTAL FEDERAL &amp; NON-FEDERAL CONSTRUCTION WORK HOURS</b>												9. Total Number of Employees		10. Total Number of Minority Employees				
		6a. Total All Employees By Trade		6b. Black (Not of Hispanic Origin)		6c. Hispanic		6d. Asian or Pacific Islander		6e. American Indian or Native		6f. Other						7. Minority Percentage	8. Female Percentage	
		M	F	M	F	M	F	M	F	M	F	M	F							
LABORER	Journey Worker	0.00	0.00	0.00	0.00	0.00	0.00	0.00	0.00	0.00	0.00	0.00	0.00	0.00 %	0.00 %	0	0	0	0	
	Apprentice	40.00	0.00	0.00	0.00	0.00	0.00	0.00	0.00	0.00	0.00	0.00	1			0	0	0		
	Trainee	0.00	0.00	0.00	0.00	0.00	0.00	0.00	0.00	0.00	0.00	0.00	0			0	0	0		
	<b>Sub-Total</b>	40.00		0.00		0.00		0.00		0.00		0.00				1	0	0	0	
PLUMBER	Journey Worker							0.00	0.00	0.00	0.00	0.00	0.00	15.41 %	16.34 %			1	0	0
	Apprentice	3,638.25	1,448.50		1,448.50			0.00	0.00	0.00	0.00	0.00	0.00			6	2	0	2	
	Trainee							0.00	0.00	0.00	0.00	0.00	0.00					0	0	0
	<b>Sub-Total</b>	9,400.75		1,448.50		0.00		0.00		0.00		0.00				18	2	0	2	
<b>Total Journey Worker</b>		4,226.00		0.00		0.00		0.00		0.00		0.00				1	0	0		
<b>Total Apprentices</b>		3,678.25		1,448.50		0.00		0.00		0.00		0.00				2	0	2		
<b>Total Trainees</b>		0.00		0.00		0.00		0.00		0.00		0.00				0	0	0		
<b>Grand Total</b>		9,440.75		1,448.50		0.00		0.00		0.00		0.00		15.34 %	16.28 %	19	2	0		



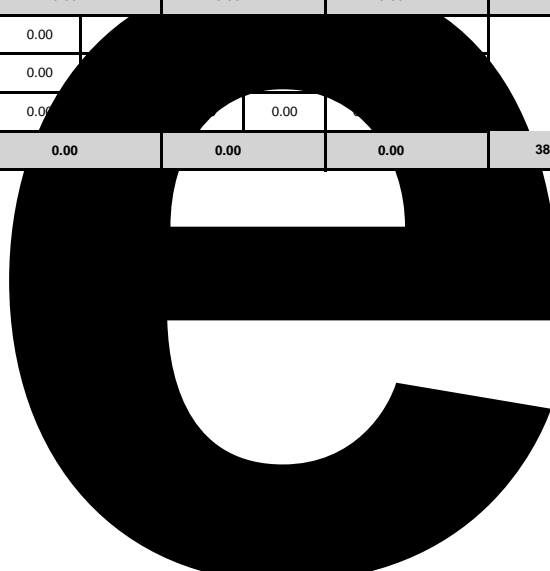


FORM CC-257 Monthly Employment Report by Contractor

Report Date: 10/23/2017

Report By: Calendar Date

1. Covered Area (SMSA or EA)	2. Employers I.D. No.	Name and Location of Contractor Holian Insulation Co, Inc., 7504 Meyer Road, Spring Grove, IL, 60081												OMB No. 1215-01633							
3. Current Goals Minority Female	4. Reporting Period From 9/1/2015 to 9/30/2017	This Report is required by Executive Order 11246, Sec. 203. Failure to report can result in contracts being cancelled, terminated, or suspended in whole or in part and the contractor may be declared ineligible for further Government contracts of federally assisted construction contracts.												Federal Funding Agency							
5. <b>CONSTRUCTION TRADE</b>	Classifications	<b>6. TOTAL FEDERAL &amp; NON-FEDERAL CONSTRUCTION WORK HOURS</b>												9. Total Number of Employees	10. Total Number of Minority Employees						
		6a. Total All Employees By Trade		6b. Black (Not of Hispanic Origin)		6c. Hispanic		6d. Asian or Pacific Islander		6e. American Indian or Native American		6f. Other				7. Minority Percentage	8. Female Percentage	M	F	M	F
		M	F	M	F	M	F	M	F	M	F	M	F								
ASBESTOS WORKER/INSULATOR	Journey Worker	571.50	0.00	0.00	0.00	286.00	0.00	0.00	0.00	0.00	0.00	0.00	0.00			5	0	1	0		
	Apprentice	0.00	0.00	0.00	0.00	0.00	0.00	0.00	0.00	0.00	0.00	0.00	0.00			0	0	0	0		
	Trainee							0.00	0.00	0.00	0.00	0.00	0.00			0	0	0	0		
	<b>Sub-Total</b>	<b>571.50</b>	<b>0.00</b>	<b>0.00</b>	<b>0.00</b>	<b>286.00</b>	<b>0.00</b>	<b>0.00</b>	<b>0.00</b>	<b>0.00</b>	<b>0.00</b>	<b>0.00</b>	<b>0.00</b>	<b>50.04 %</b>	<b>0.00 %</b>	<b>5</b>	<b>0</b>	<b>1</b>	<b>0</b>		
HEAT & FROST INSULATOR	Journey Worker							0.00	0.00	0.00	0.00	0.00	0.00				0	0	0		
	Apprentice	206.00	2.50			16.00	0.00	0.00	0.00	0.00	0.00	0.00			2	1	1	0			
	Trainee	0.00				0.00	0.00	0.00	0.00	0.00	0.00	0.00			0	0	0	0			
	<b>Sub-Total</b>	<b>206.50</b>	<b>2.50</b>	<b>0.00</b>	<b>0.00</b>	<b>16.00</b>	<b>0.00</b>	<b>0.00</b>	<b>0.00</b>	<b>0.00</b>	<b>0.00</b>	<b>0.00</b>	<b>7.67 %</b>	<b>1.20 %</b>	<b>3</b>	<b>1</b>	<b>1</b>	<b>0</b>			
<b>Total Journey Worker</b>		571.50	0.00	0.00	0.00	286.00	0.00	0.00	0.00	0.00	0.00	0.00				0	1	1	0		
<b>Total Apprentices</b>		206.00	2.50	0.00	0.00	16.00	0.00	0.00	0.00	0.00	0.00	0.00				1	1	1	0		
<b>Total Trainees</b>		0.00				0.00	0.00	0.00	0.00	0.00	0.00	0.00				0	0	0	0		
<b>Grand Total</b>		<b>780.00</b>	<b>2.50</b>	<b>0.00</b>	<b>0.00</b>	<b>302.00</b>	<b>0.00</b>	<b>0.00</b>	<b>0.00</b>	<b>0.00</b>	<b>0.00</b>	<b>0.00</b>	<b>38.72 %</b>	<b>0.32 %</b>	<b>8</b>	<b>2</b>	<b>2</b>	<b>0</b>			







FORM CC-257 Monthly Employment Report by Contractor

Report Date: 10/23/2017

Report By: Calendar Date

1. Covered Area (SMSA or EA)		2. Employers I.D. No.		Name and Location of Contractor Homer Tree Service, Inc., 16464 West 143rd Street, Lockport, IL, 60441										OMB No. 1215-01633							
3. Current Goals Minority Female		4. Reporting Period From 9/1/2015 to 9/30/2017		This Report is required by Executive Order 11246, Sec. 203. Failure to report can result in contracts being cancelled, terminated, or suspended in whole or in part and the contractor may be declared ineligible for further Government contracts of federally assisted construction contracts.										Federal Funding Agency							
5.  CONSTRUCTION		Classifications		6. TOTAL FEDERAL & NON-FEDERAL CONSTRUCTION WORK HOURS										9.		10.					
				6a.		6b.		6c.		6d.		6e.						6f.		7.	
				M	F	M	F	M	F	M	F	M	F	M	F			M	F	M	F
LABORER (HEAVY & HIGHWAY)		Journey Worker		69.50	0.00	0.00	0.00	41.00	0.00	0.00	0.00	0.00	0.00	0.00	0.00			4	0	2	0
		Apprentice		0.00	0.00	0.00	0.00	0.00	0.00	0.00	0.00	0.00	0.00	0.00	0.00			0	0	0	0
		Trainee		0.00	0.00	0.00	0.00	0.00	0.00	0.00	0.00	0.00	0.00	0.00	0.00			0	0	0	0
		Sub-Total		69.50		0.00		41.00		0.00		0.00		0.00		58.99 %	0.00 %	4		2	
POWER EQUIPMENT OPERATOR (HEAVY AND HIGHWAY CONSTRUCTION)		Journey Worker		51.25	0.00	0.00	0.00	34.00	0.00	0.00	0.00	0.00	0.00	0.00			3	0	2	0	
		Apprentice								0.00	0.00	0.00	0.00	0.00	0.00				0	0	0
		Trainee								0.00	0.00	0.00	0.00	0.00	0.00				0	0	0
		Sub-Total		51.25		0.00		34.00		0.00		0.00		0.00		66.34 %	0.00 %	3		2	
Total Journey Worker										0.00	0.00	0.00	0.00	0.00	0.00			0	0	4	0
Total Apprentices						0.00	0.00	0.00	0.00	0.00	0.00	0.00	0.00	0.00	0.00			0	0	0	0
Total Trainees						0.00	0.00	0.00	0.00	0.00	0.00	0.00	0.00	0.00	0.00			0	0	0	0
Grand Total		120.75		0.00		75.00		0.00		0.00		0.00		62.11 %	0.00 %	7		4			

E



FORM CC-257 Monthly Employment Construction Report by Contractor

U.S. Department of Labor  
 Employment Standards Administration  
 Office of Federal Contract Compliance Programs

Report Date: 10/23/2017

Report By: Calendar Date

1. Covered Area (SMSA or EA)	2. Employers I.D. No.	Name and Location of Contractor House of Doors, Inc, 9038 W. Ogden, Brookfield, IL, 60513												OMB No. 1215-01633					
3. Current Goals Minority Female	4. Reporting Period From 9/1/2015 to 9/30/2017	This Report is required by Executive Order 11246, Sec. 203. Failure to report can result in contracts being cancelled, terminated, or suspended in whole or in part and the contractor may be declared ineligible for further Government contracts of federally assisted construction contracts.												Federal Funding Agency					
5. <b>CONSTRUCTION TRADE</b>	Classifications	<b>6. TOTAL FEDERAL &amp; NON-FEDERAL CONSTRUCTION WORK HOURS</b>												9. Total Number of Employees		10. Total Number of Minority Employees			
		6a. Total All Employees By Trade		6b. Black (Not of Hispanic Origin)		6c. Hispanic		6d. Asian or Pacific Islander		6e. American Indian or Native		6f. Other						7. Minority Percentage	8. Female Percentage
		M	F	M	F	M	F	M	F	M	F	M	F						
CARPENTER	Journey Worker	591.50	0.00	0.00	0.00	235.50	0.00	0.00	0.00	0.00	0.00	0.00	0.00	52.94 %	0.00 %	5	0	1	0
	Apprentice	165.00	0.00	0.00	0.00	165.00	0.00	0.00	0.00	0.00	0.00	0.00	0.00			2	0	2	0
	Trainee	0.00	0.00	0.00	0.00	0.00	0.00	0.00	0.00	0.00	0.00	0.00	0.00			0	0	0	0
	<b>Sub-Total</b>	<b>756.50</b>		<b>0.00</b>		<b>400.50</b>		<b>0.00</b>		<b>0.00</b>		<b>0.00</b>				<b>7</b>		<b>3</b>	
IRONWORKER	Journey Worker							0.00	0.00	0.00	0.00	0.00	0.00			0	0	0	0
	Apprentice							0.00	0.00	0.00	0.00	0.00	0.00			0	0	0	0
	Trainee							0.00	0.00	0.00	0.00	0.00	0.00			0	0	0	0
	<b>Sub-Total</b>	<b>199.25</b>		<b>0.00</b>		<b>0.00</b>		<b>0.00</b>		<b>0.00</b>		<b>0.00</b>		<b>0.00 %</b>	<b>0.00 %</b>	<b>1</b>		<b>0</b>	
ORNAMENTAL IRONWORKER	Journey Worker	0.00			0.00	0.00	0.00	0.00	0.00			0.00				0	0	0	0
	Apprentice	34.00				0.00	0.00	0.00	0.00							1	0	0	0
	Trainee	0.00				0.00	0.00	0.00	0.00							0	0	0	0
	<b>Sub-Total</b>	<b>34.00</b>		<b>0.00</b>		<b>0.00</b>		<b>0.00</b>		<b>0.00</b>		<b>0.00</b>		<b>0.00 %</b>	<b>0.00 %</b>	<b>1</b>		<b>0</b>	
<b>Total Journey Worker</b>		790.75			0.00	235.50	0.00	0.00	0.00	0.00	0.00	0.00	0.00			0	0	1	0
<b>Total Apprentices</b>		199.00			0.00	165.00	0.00	0.00	0.00	0.00	0.00	0.00	0.00			0	0	2	0
<b>Total Trainees</b>		0.00			0.00	0.00	0.00	0.00	0.00	0.00	0.00	0.00	0.00			0	0	0	0
<b>Grand Total</b>		<b>989.75</b>		<b>0.00</b>		<b>400.50</b>		<b>0.00</b>		<b>0.00</b>		<b>0.00</b>		<b>40.46 %</b>	<b>0.00 %</b>	<b>9</b>		<b>3</b>	

2



FORM CC-257 Monthly Employment and Compensation Report by Contractor

U.S. Department of Labor  
 Employment Standards Administration  
 Office of Federal Contract Compliance Programs

Report Date: 10/23/2017

Report By: Calendar Date

1. Covered Area (SMSA or EA)	2. Employers I.D. No.	Name and Location of Contractor II IN ONE CONTRACTORS, INC., 4344 W. 45th St, Chicago, IL, 60632												OMB No. 1215-01633					
3. Current Goals Minority Female	4. Reporting Period From 9/1/2015 to 9/30/2017	This Report is required by Executive Order 11246, Sec. 203. Failure to report can result in contracts being cancelled, terminated, or suspended in whole or in part and the contractor may be declared ineligible for further Government contracts of federally assisted construction contracts.												Federal Funding Agency					
5. <b>CONSTRUCTION TRADE</b>	Classifications	<b>6. TOTAL FEDERAL &amp; NON-FEDERAL CONSTRUCTION WORK HOURS</b>												9. Total Number of Employees		10. Total Number of Minority Employees			
		6a. Total All Employees By Trade		6b. Black (Not of Hispanic Origin)		6c. Hispanic		6d. Asian or Pacific Islander		6e. American Indian or Native		6f. Other						7. Minority Percentage	8. Female Percentage
		M	F	M	F	M	F	M	F	M	F	M	F						
CARPENTER	Journey Worker	28.00	0.00	28.00	0.00	0.00	0.00	0.00	0.00	0.00	0.00	0.00	0.00			1	0	1	0
	Apprentice	0.00	0.00	0.00	0.00	0.00	0.00	0.00	0.00	0.00	0.00	0.00	0.00			0	0	0	0
	Trainee	0.00	0.00	0.00	0.00	0.00	0.00	0.00	0.00	0.00	0.00	0.00	0.00			0	0	0	0
	<b>Sub-Total</b>	<b>28.00</b>	<b>0.00</b>	<b>28.00</b>	<b>0.00</b>	<b>0.00</b>	<b>0.00</b>	<b>0.00</b>	<b>0.00</b>	<b>0.00</b>	<b>0.00</b>	<b>0.00</b>	<b>0.00</b>	<b>100.00 %</b>	<b>0.00 %</b>	<b>1</b>	<b>0</b>	<b>1</b>	<b>0</b>
CEMENT MASON/CONCRETE FINISHER	Journey Worker							0.00	0.00	0.00	0.00	0.00	0.00				0	4	0
	Apprentice							0.00	0.00	0.00	0.00	0.00	0.00				0	0	0
	Trainee							0.00	0.00	0.00	0.00	0.00	0.00				0	0	0
	<b>Sub-Total</b>	<b>86.50</b>	<b>0.00</b>	<b>8.50</b>	<b>0.00</b>	<b>78.00</b>	<b>0.00</b>	<b>0.00</b>	<b>0.00</b>	<b>0.00</b>	<b>0.00</b>	<b>0.00</b>	<b>0.00</b>	<b>100.00 %</b>	<b>0.00 %</b>	<b>4</b>	<b>0</b>	<b>4</b>	<b>0</b>
IRONWORKER	Journey Worker	16,937.50	0.00	679.00	1,504.00	90.50	0.00	0.00	0.00	0.00	0.00	0.00			2	3	17	3	
	Apprentice	1,338.50	0.00	107.00	0.00	0.00	0.00	0.00	0.00	0.00	0.00	0.00			5	0	2	0	
	Trainee	0.00	0.00	0.00	0.00	0.00	0.00	0.00	0.00	0.00	0.00	0.00				0	0	0	
	<b>Sub-Total</b>	<b>19,045.50</b>	<b>0.00</b>	<b>6,067.50</b>	<b>1,594.50</b>	<b>90.50</b>	<b>0.00</b>	<b>0.00</b>	<b>0.00</b>	<b>0.00</b>	<b>0.00</b>	<b>0.00</b>	<b>40.23 %</b>	<b>4.04 %</b>	<b>50</b>	<b>3</b>	<b>22</b>	<b>3</b>	
IRONWORKER - JOURNEYMAN	Journey Worker	22.00	0.00	0.00	0.00	0.00	0.00	0.00	0.00	0.00	0.00	0.00				0	1	0	
	Apprentice	0.00	0.00	0.00	0.00	0.00	0.00	0.00	0.00	0.00	0.00	0.00				0	0	0	
	Trainee	0.00	0.00	0.00	0.00	0.00	0.00	0.00	0.00	0.00	0.00	0.00				0	0	0	
	<b>Sub-Total</b>	<b>22.00</b>	<b>0.00</b>	<b>22.00</b>	<b>0.00</b>	<b>0.00</b>	<b>0.00</b>	<b>0.00</b>	<b>0.00</b>	<b>0.00</b>	<b>0.00</b>	<b>0.00</b>	<b>100.00 %</b>	<b>0.00 %</b>	<b>1</b>	<b>0</b>	<b>1</b>	<b>0</b>	
LABORER (BUILDING & RESIDENTIAL)	Journey Worker	6,905.50	0.00	0.00	52.00	0.00	0.00	0.00	0.00	0.00	0.00	0.00			0	0	17	0	
	Apprentice	0.00	0.00	0.00	0.00	0.00	0.00	0.00	0.00	0.00	0.00	0.00				0	0	0	
	Trainee	0.00	0.00	0.00	0.00	0.00	0.00	0.00	0.00	0.00	0.00	0.00				0	0	0	
	<b>Sub-Total</b>	<b>6,905.50</b>	<b>0.00</b>	<b>6,582.00</b>	<b>52.00</b>	<b>0.00</b>	<b>0.00</b>	<b>0.00</b>	<b>0.00</b>	<b>0.00</b>	<b>0.00</b>	<b>153.50</b>	<b>96.07 %</b>	<b>0.00 %</b>	<b>20</b>	<b>0</b>	<b>17</b>	<b>0</b>	
POWER EQUIPMENT OPERATOR (BUILDING AND RESIDENTIAL CONSTRUCTION)	Journey Worker	7,139.50	0.00	646.50	0.00	0.00	0.00	0.00	0.00	0.00	0.00	0.00				1	2	1	
	Apprentice	0.00	0.00	0.00	0.00	0.00	0.00	0.00	0.00	0.00	0.00	0.00				0	0	0	
	Trainee	0.00	0.00	0.00	0.00	0.00	0.00	0.00	0.00	0.00	0.00	0.00				0	0	0	
	<b>Sub-Total</b>	<b>7,786.00</b>	<b>0.00</b>	<b>2,535.50</b>	<b>0.00</b>	<b>0.00</b>	<b>0.00</b>	<b>0.00</b>	<b>0.00</b>	<b>0.00</b>	<b>0.00</b>	<b>0.00</b>	<b>32.56 %</b>	<b>8.30 %</b>	<b>10</b>	<b>1</b>	<b>3</b>	<b>1</b>	
<b>Total Journey Worker</b>	<b>31,119.00</b>	<b>1,416.00</b>	<b>13,811.00</b>	<b>1,325.50</b>	<b>1,634.00</b>	<b>90.50</b>	<b>0.00</b>	<b>0.00</b>	<b>0.00</b>	<b>0.00</b>	<b>153.50</b>			<b>77</b>	<b>4</b>	<b>42</b>	<b>4</b>		
<b>Total Apprentices</b>	<b>1,338.50</b>	<b>0.00</b>	<b>107.00</b>	<b>0.00</b>	<b>0.00</b>	<b>0.00</b>	<b>0.00</b>	<b>0.00</b>	<b>0.00</b>	<b>0.00</b>	<b>0.00</b>			<b>5</b>	<b>0</b>	<b>2</b>	<b>0</b>		
<b>Total Trainees</b>	<b>0.00</b>	<b>0.00</b>	<b>0.00</b>	<b>0.00</b>	<b>0.00</b>	<b>0.00</b>	<b>0.00</b>	<b>0.00</b>	<b>0.00</b>	<b>0.00</b>	<b>0.00</b>			<b>0</b>	<b>0</b>	<b>0</b>	<b>0</b>		
<b>Grand Total</b>	<b>33,873.50</b>	<b>0.00</b>	<b>15,243.50</b>	<b>1,724.50</b>	<b>0.00</b>	<b>0.00</b>	<b>0.00</b>	<b>0.00</b>	<b>0.00</b>	<b>0.00</b>	<b>153.50</b>	<b>50.09 %</b>	<b>4.18 %</b>	<b>86</b>	<b>5</b>	<b>48</b>	<b>4</b>		



**T e I**



FORM CC-257 Monthly Employment Report by Contractor

U.S. Department of Labor  
 Employment Standards Administration  
 Office of Federal Contract Compliance Programs

Report Date: 10/23/2017

Report By: Calendar Date

1. Covered Area (SMSA or EA)	2. Employers I.D. No.	Name and Location of Contractor Illinois Central Sweeping, LLC, 16247 S. Brennan Hwy., Tinley Park, IL, 60478												OMB No. 1215-01633							
3. Current Goals Minority Female	4. Reporting Period From 9/1/2015 to 9/30/2017	This Report is required by Executive Order 11246, Sec. 203. Failure to report can result in contracts being cancelled, terminated, or suspended in whole or in part and the contractor may be declared ineligible for further Government contracts of federally assisted construction contracts.												Federal Funding Agency							
5.  CONSTRUCTION	Classifications	6. TOTAL FEDERAL & NON-FEDERAL CONSTRUCTION WORK HOURS												9.		10.					
		6a. Total Hours		6b. Prevailing		6c. Prevailing		6d. Prevailing		6e. Prevailing		6f. Prevailing		7.		8.		M	F	M	F
TRUCK DRIVER (HEAVY AND HIGHWAY)	Journey Worker	425.00	0.00	7.00	0.00	77.00	0.00	0.00	0.00	0.00	0.00	0.00	0.00					14	0	5	0
	Apprentice	0.00	0.00	0.00	0.00	0.00	0.00	0.00	0.00	0.00	0.00	0.00	0.00					0	0	0	0
	Trainee	0.00	0.00	0.00	0.00	0.00	0.00	0.00	0.00	0.00	0.00	0.00	0.00					0	0	0	0
	<b>Sub-Total</b>	<b>425.00</b>		<b>7.00</b>		<b>77.00</b>		<b>0.00</b>		<b>0.00</b>		<b>0.00</b>		<b>19.76 %</b>		<b>0.00 %</b>		<b>14</b>		<b>5</b>	
<b>Total Journey Worker</b>		425.00	0.00	7.00	0.00	77.00	0.00	0.00	0.00	0.00	0.00	0.00	0.00					14	0	5	0
<b>Total Apprentices</b>								0.00	0.00	0.00	0.00	0.00	0.00					0	0	0	0
<b>Total Trainees</b>								0.00	0.00	0.00	0.00	0.00	0.00					0	0	0	0
<b>Grand Total</b>		<b>425.00</b>		<b>7.00</b>		<b>77.00</b>		<b>0.00</b>		<b>0.00</b>		<b>0.00</b>		<b>19.76 %</b>		<b>0.00 %</b>		<b>14</b>		<b>5</b>	

E



FORM CC-257 Monthly Employment Report by Contractor

U.S. Department of Labor  
 Employment Standards Administration  
 Office of Federal Contract Compliance Programs

Report Date: 10/23/2017

Report By: Calendar Date

1. Covered Area (SMSA or EA)	2. Employers I.D. No.	Name and Location of Contractor Imperial Crane Services, Inc., 9735 Industrial Dr, Dundee Township, IL, 60118												OMB No. 1215-01633						
3. Current Goals Minority Female	4. Reporting Period From 9/1/2015 to 9/30/2017	This Report is required by Executive Order 11246, Sec. 203. Failure to report can result in contracts being cancelled, terminated, or suspended in whole or in part and the contractor may be declared ineligible for further Government contracts of federally assisted construction contracts.												Federal Funding Agency						
5.  CONSTRUCTION	Classifications	6. TOTAL FEDERAL & NON-FEDERAL CONSTRUCTION WORK HOURS												9.		10.				
		6a. Total Hours		6b. Prev. Rep.		6c. M		6d. F		6e. M		6f. F		7.		8.		M	F	M
POWER EQUIPMENT OPERATOR (HEAVY AND HIGHWAY CONSTRUCTION)	Journey Worker	28.00	0.00	0.00	0.00	0.00	0.00	0.00	0.00	0.00	0.00	0.00	0.00	0.00			2	0	0	0
	Apprentice	0.00	0.00	0.00	0.00	0.00	0.00	0.00	0.00	0.00	0.00	0.00	0.00			0	0	0	0	
	Trainee	0.00	0.00	0.00	0.00	0.00	0.00	0.00	0.00	0.00	0.00	0.00	0.00			0	0	0	0	
	<b>Sub-Total</b>	<b>28.00</b>	<b>0.00</b>	<b>0.00</b>	<b>0.00</b>	<b>0.00</b>	<b>0.00</b>	<b>0.00</b>	<b>0.00</b>	<b>0.00</b>	<b>0.00</b>	<b>0.00</b>	<b>0.00</b>	<b>0.00 %</b>	<b>0.00 %</b>	<b>2</b>	<b>0</b>			
<b>Total Journey Worker</b>		28.00	0.00	0.00	0.00	0.00	0.00	0.00	0.00	0.00	0.00	0.00			2	0	0	0		
<b>Total Apprentices</b>								0.00	0.00	0.00	0.00	0.00	0.00				0	0	0	
<b>Total Trainees</b>								0.00	0.00	0.00	0.00	0.00	0.00				0	0	0	
<b>Grand Total</b>		<b>28.00</b>	<b>0.00</b>	<b>0.00</b>	<b>0.00</b>	<b>0.00</b>	<b>0.00</b>	<b>0.00</b>	<b>0.00</b>	<b>0.00</b>	<b>0.00</b>	<b>0.00</b>	<b>0.00 %</b>	<b>0.00 %</b>	<b>2</b>	<b>0</b>				

E



FORM CC-257 Monthly Employment Report by Contractor

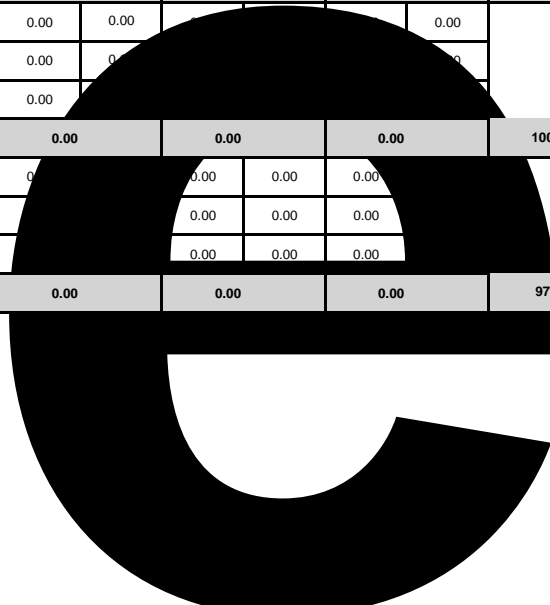
U.S. Department of Labor  
 Employment Standards Administration  
 Office of Federal Contract Compliance Programs

Report Date: 10/23/2017

Report By: Calendar Date

1. Covered Area (SMSA or EA)	2. Employers I.D. No.	Name and Location of Contractor Industrial Fence, Inc., 1300 S. Kibourn Ave., Chicago, IL, 60623												OMB No. 1215-01633					
3. Current Goals Minority Female	4. Reporting Period From 9/1/2015 to 9/30/2017	This Report is required by Executive Order 11246, Sec. 203. Failure to report can result in contracts being cancelled, terminated, or suspended in whole or in part and the contractor may be declared ineligible for further Government contracts of federally assisted construction contracts.												Federal Funding Agency					
5. <b>CONSTRUCTION TRADE</b>	Classifications	<b>6. TOTAL FEDERAL &amp; NON-FEDERAL CONSTRUCTION WORK HOURS</b>												9. Total Number of Employees	10. Total Number of Minority Employees				
		6a. Total All Employees By Trade	6b. Black (Not of Hispanic Origin)		6c. Hispanic		6d. Asian or Pacific Islander		6e. American Indian or Native		6f. Other		7. Minority Percentage			8. Female Percentage	M	F	M
FENCE ERECTOR	Journey Worker	0.00	0.00	0.00	0.00	0.00	0.00	0.00	0.00	0.00	0.00	0.00	0.00			0	0	0	0
	Apprentice	49.50	0.00	0.00	0.00	49.50	0.00	0.00	0.00	0.00	0.00	0.00	0.00			3	0	3	0
	Trainee	0.00	0.00	0.00	0.00	0.00	0.00	0.00	0.00	0.00	0.00	0.00	0.00			0	0	0	0
	<b>Sub-Total</b>	49.50		0.00		49.50		0.00		0.00		0.00		100.00 %	0.00 %	3		3	
IRONWORKER	Journey Worker	0.00	0.00	0.00	0.00	0.00	0.00	0.00	0.00	0.00	0.00	0.00	0.00			0	0	11	0
	Apprentice	0.00	0.00	0.00	0.00	0.00	0.00	0.00	0.00	0.00	0.00	0.00	0.00			0	0	0	0
	Trainee	0.00	0.00	0.00	0.00	0.00	0.00	0.00	0.00	0.00	0.00	0.00	0.00			0	0	0	0
	<b>Sub-Total</b>	89.50		6.00		79.00		0.00		0.00		0.00		94.97 %	0.00 %	12		11	
POWER EQUIPMENT OPERATOR (HEAVY AND HIGHWAY CONSTRUCTION)	Journey Worker	22.00	0.00	0.00	0.00	22.00	0.00	0.00	0.00	0.00	0.00	0.00	0.00			0	0	1	0
	Apprentice	0.00	0.00	0.00	0.00	0.00	0.00	0.00	0.00	0.00	0.00	0.00	0.00			0	0	0	0
	Trainee	0.00	0.00	0.00	0.00	0.00	0.00	0.00	0.00	0.00	0.00	0.00	0.00			0	0	0	0
	<b>Sub-Total</b>	22.00		0.00		22.00		0.00		0.00		0.00		100.00 %	0.00 %	1		1	
<b>Total Journey Worker</b>		111.50		0.00		101.00		0.00		0.00		0.00				3		12	
<b>Total Apprentices</b>		49.50		0.00		49.50		0.00		0.00		0.00				0		3	
<b>Total Trainees</b>		0.00		0.00		0.00		0.00		0.00		0.00				0		0	
<b>Grand Total</b>		161.00		6.00		150.50		0.00		0.00		0.00		97.20 %	0.00 %	16		15	

3





FORM CC-257 Monthly Employment Report by Contractor

U.S. Department of Labor  
 Employment Standards Administration  
 Office of Federal Contract Compliance Programs

Report Date: 10/23/2017

Report By: Calendar Date

1. Covered Area (SMSA or EA)	2. Employers I.D. No.	Name and Location of Contractor J. Gill and Company, 8150 W. 185th St., Tinley Park, IL, 60487												OMB No. 1215-01633					
3. Current Goals Minority Female	4. Reporting Period From 9/1/2015 to 9/30/2017	This Report is required by Executive Order 11246, Sec. 203. Failure to report can result in contracts being cancelled, terminated, or suspended in whole or in part and the contractor may be declared ineligible for further Government contracts of federally assisted construction contracts.												Federal Funding Agency					
5. <b>CONSTRUCTION</b>	Classifications	<b>6. TOTAL FEDERAL &amp; NON-FEDERAL CONSTRUCTION WORK HOURS</b>												9.		10.			
		6a.		6b.		6c.		6d.		6e.		6f.		7.	8.	M	F	M	F
		M	F	M	F	M	F	M	F	M	F	M	F						
CARPENTER	Journey Worker	80.00	0.00	0.00	0.00	80.00	0.00	0.00	0.00	0.00	0.00	0.00	0.00			1	0	1	0
	Apprentice	0.00	0.00	0.00	0.00	0.00	0.00	0.00	0.00	0.00	0.00	0.00	0.00			0	0	0	0
	Trainee	0.00	0.00	0.00	0.00	0.00	0.00	0.00	0.00	0.00	0.00	0.00	0.00			0	0	0	0
	<b>Sub-Total</b>	<b>80.00</b>	<b>0.00</b>	<b>80.00</b>	<b>0.00</b>	<b>0.00</b>	<b>0.00</b>	<b>100.00 %</b>	<b>0.00 %</b>	<b>1</b>	<b>1</b>								
CEMENT MASON/CONCRETE FINISHER	Journey Worker	24.00	0.00	0.00	0.00	24.00	0.00	0.00	0.00	0.00	0.00	0.00	0.00			1	0	1	0
	Apprentice							0.00	0.00	0.00	0.00	0.00	0.00				0	0	0
	Trainee							0.00	0.00	0.00	0.00	0.00	0.00				0	0	0
	<b>Sub-Total</b>	<b>24.00</b>	<b>0.00</b>	<b>24.00</b>	<b>0.00</b>	<b>0.00</b>	<b>0.00</b>	<b>100.00 %</b>	<b>0.00 %</b>	<b>1</b>	<b>1</b>								
LABORER (BUILDING & RESIDENTIAL)	Journey Worker							0.00	0.00	0.00	0.00	0.00	0.00				0	5	0
	Apprentice	0.00			0.00	0.00	0.00	0.00	0.00	0.00	0.00	0.00	0.00				0	0	0
	Trainee	0.00			0.00	0.00	0.00	0.00	0.00	0.00	0.00	0.00	0.00				0	0	0
	<b>Sub-Total</b>	<b>438.00</b>	<b>0.00</b>	<b>438.00</b>	<b>0.00</b>	<b>0.00</b>	<b>0.00</b>	<b>100.00 %</b>	<b>0.00 %</b>	<b>5</b>	<b>5</b>								
LABORER (HEAVY & HIGHWAY)	Journey Worker	124.00			0.00	124.00	0.00	0.00	0.00	0.00	0.00	0.00	0.00				0	2	0
	Apprentice	0.00			0.00	0.00	0.00	0.00	0.00	0.00	0.00	0.00	0.00				0	0	0
	Trainee	0.00			0.00	0.00	0.00	0.00	0.00	0.00	0.00	0.00	0.00				0	0	0
	<b>Sub-Total</b>	<b>124.00</b>	<b>0.00</b>	<b>124.00</b>	<b>0.00</b>	<b>0.00</b>	<b>0.00</b>	<b>100.00 %</b>	<b>0.00 %</b>	<b>2</b>	<b>2</b>								
<b>Total Journey Worker</b>		666.00			0.00	666.00	0.00	0.00	0.00	0.00	0.00	0.00	0.00				0	9	0
<b>Total Apprentices</b>		0.00			0.00	0.00	0.00	0.00	0.00	0.00	0.00	0.00	0.00				0	0	0
<b>Total Trainees</b>		0.00			0.00	0.00	0.00	0.00	0.00	0.00	0.00	0.00	0.00				0	0	0
<b>Grand Total</b>		<b>666.00</b>	<b>0.00</b>	<b>666.00</b>	<b>0.00</b>	<b>0.00</b>	<b>0.00</b>	<b>100.00 %</b>	<b>0.00 %</b>	<b>9</b>	<b>9</b>								





FORM CC-257 Monthly Employment Report by Contractor

U.S. Department of Labor  
 Employment Standards Administration  
 Office of Federal Contract Compliance Programs

Report Date: 10/23/2017

Report By: Calendar Date

1. Covered Area (SMSA or EA)	2. Employers I.D. No.	Name and Location of Contractor J. M. Irrigation, LLC, 25850 West Highway 60, Volo, IL, 60030												OMB No. 1215-01633					
3. Current Goals Minority Female	4. Reporting Period From 9/1/2015 to 9/30/2017	This Report is required by Executive Order 11246, Sec. 203. Failure to report can result in contracts being cancelled, terminated, or suspended in whole or in part and the contractor may be declared ineligible for further Government contracts of federally assisted construction contracts.												Federal Funding Agency					
5.  CONSTRUCTION	Classifications	6. TOTAL FEDERAL & NON-FEDERAL CONSTRUCTION WORK HOURS												9.		10.			
		6a. Total Hours		6b. Plant		6c. Plant		6d. Plant		6e. Plant		6f. Plant		7.	8.	M	F	M	F
LABORER - BUILDING CONSTRUCTION (LANDSCAPE WORK)		M	F	M	F	M	F	M	F	M	F	M	F					M	F
Journey Worker		1,304.00	0.00	0.00	0.00	1,304.00	0.00	0.00	0.00	0.00	0.00	0.00	0.00			11	0	11	0
Apprentice		0.00	0.00	0.00	0.00	0.00	0.00	0.00	0.00	0.00	0.00	0.00	0.00			0	0	0	0
Trainee		0.00	0.00	0.00	0.00	0.00	0.00	0.00	0.00	0.00	0.00	0.00	0.00			0	0	0	0
Sub-Total		1,304.00		0.00		1,304.00		0.00		0.00		0.00		100.00 %	0.00 %	11		11	
Total Journey Worker		1,304.00	0.00	0.00	0.00	1,304.00	0.00	0.00	0.00	0.00	0.00	0.00	0.00			11	0	11	0
Total Apprentices		[REDACTED]						0.00	0.00	0.00	0.00	0.00	0.00			0	0	0	0
Total Trainees		[REDACTED]						0.00	0.00	0.00	0.00	0.00	0.00			0	0	0	0
Grand Total		1,304.00		0.00		1,304.00		0.00		0.00		0.00		100.00 %	0.00 %	11		11	

[REDACTED SIGNATURE AND TITLE]

[REDACTED SIGNATURE]

[REDACTED SIGNATURE]



FORM CC-257 Monthly Employment Report by Contractor

Report Date: 10/23/2017

Report By: Calendar Date

1. Covered Area (SMSA or EA)	2. Employers I.D. No.	Name and Location of Contractor J.P. Larsen Inc., P.O. Box 2597, Oak Lawn, IL, 60455												OMB No. 1215-01633					
3. Current Goals Minority Female	4. Reporting Period From 9/1/2015 to 9/30/2017	This Report is required by Executive Order 11246, Sec. 203. Failure to report can result in contracts being cancelled, terminated, or suspended in whole or in part and the contractor may be declared ineligible for further Government contracts of federally assisted construction contracts.												Federal Funding Agency					
5.  CONSTRUCTION	Classifications	6. TOTAL FEDERAL & NON-FEDERAL CONSTRUCTION WORK HOURS												9.		10.			
		6a.		6b.		6c.		6d.		6e.		6f.		7.	8.	M	F	M	F
		M	F	M	F	M	F	M	F	M	F	M	F						
Laborer (Building & Residential)	Journey Worker	67.00	0.00	0.00	0.00	67.00	0.00	0.00	0.00	0.00	0.00	0.00	0.00			1	0	1	0
	Apprentice	0.00	0.00	0.00	0.00	0.00	0.00	0.00	0.00	0.00	0.00	0.00	0.00			0	0	0	0
	Trainee	0.00	0.00	0.00	0.00	0.00	0.00	0.00	0.00	0.00	0.00	0.00	0.00			0	0	0	0
	<b>Sub-Total</b>	<b>67.00</b>	<b>0.00</b>	<b>0.00</b>	<b>0.00</b>	<b>67.00</b>	<b>0.00</b>	<b>0.00</b>	<b>0.00</b>	<b>0.00</b>	<b>0.00</b>	<b>0.00</b>	<b>0.00</b>	<b>100.00 %</b>	<b>0.00 %</b>	<b>1</b>	<b>0</b>	<b>1</b>	<b>0</b>
Pointer, Cleaner, and Caulker	Journey Worker	1,022.00	0.00	0.00	0.00	1,022.00	0.00	0.00	0.00	0.00	0.00	0.00	0.00			3	0	3	0
	Apprentice							0.00	0.00	0.00	0.00	0.00	0.00				0	0	0
	Trainee							0.00	0.00	0.00	0.00	0.00	0.00				0	0	0
	<b>Sub-Total</b>	<b>1,022.00</b>	<b>0.00</b>	<b>0.00</b>	<b>0.00</b>	<b>1,022.00</b>	<b>0.00</b>	<b>0.00</b>	<b>0.00</b>	<b>0.00</b>	<b>0.00</b>	<b>0.00</b>	<b>0.00</b>	<b>100.00 %</b>	<b>0.00 %</b>	<b>3</b>	<b>0</b>	<b>3</b>	<b>0</b>
ROOFER	Journey Worker	0.00	0.00	0.00	0.00	0.00	0.00	0.00	0.00	0.00	0.00	0.00	0.00				0	1	0
	Apprentice	0.00	0.00	0.00	0.00	0.00	0.00	0.00	0.00	0.00	0.00	0.00	0.00				0	0	0
	Trainee	0.00	0.00	0.00	0.00	0.00	0.00	0.00	0.00	0.00	0.00	0.00	0.00				0	0	0
	<b>Sub-Total</b>	<b>16.00</b>	<b>0.00</b>	<b>0.00</b>	<b>0.00</b>	<b>16.00</b>	<b>0.00</b>	<b>0.00</b>	<b>0.00</b>	<b>0.00</b>	<b>0.00</b>	<b>0.00</b>	<b>0.00</b>	<b>100.00 %</b>	<b>0.00 %</b>	<b>1</b>	<b>0</b>	<b>1</b>	<b>0</b>
<b>Total Journey Worker</b>		<b>1,105.00</b>	<b>0.00</b>	<b>0.00</b>	<b>0.00</b>	<b>1,105.00</b>	<b>0.00</b>	<b>0.00</b>	<b>0.00</b>	<b>0.00</b>	<b>0.00</b>	<b>0.00</b>	<b>0.00</b>	<b>100.00 %</b>	<b>0.00 %</b>	<b>5</b>	<b>0</b>	<b>5</b>	<b>0</b>
<b>Total Apprentices</b>		<b>0.00</b>	<b>0.00</b>	<b>0.00</b>	<b>0.00</b>	<b>0.00</b>	<b>0.00</b>	<b>0.00</b>	<b>0.00</b>	<b>0.00</b>	<b>0.00</b>	<b>0.00</b>	<b>0.00</b>	<b>0.00 %</b>	<b>0.00 %</b>	<b>0</b>	<b>0</b>	<b>0</b>	<b>0</b>
<b>Total Trainees</b>		<b>0.00</b>	<b>0.00</b>	<b>0.00</b>	<b>0.00</b>	<b>0.00</b>	<b>0.00</b>	<b>0.00</b>	<b>0.00</b>	<b>0.00</b>	<b>0.00</b>	<b>0.00</b>	<b>0.00</b>	<b>0.00 %</b>	<b>0.00 %</b>	<b>0</b>	<b>0</b>	<b>0</b>	<b>0</b>
<b>Grand Total</b>		<b>1,105.00</b>	<b>0.00</b>	<b>0.00</b>	<b>0.00</b>	<b>1,105.00</b>	<b>0.00</b>	<b>0.00</b>	<b>0.00</b>	<b>0.00</b>	<b>0.00</b>	<b>0.00</b>	<b>100.00 %</b>	<b>0.00 %</b>	<b>5</b>	<b>0</b>	<b>5</b>	<b>0</b>	



FORM CC-257 Monthly Employment Construction Report by Contractor

U.S. Department of Labor  
 Employment Standards Administration  
 Office of Federal Contract Compliance Programs

Report Date: 10/23/2017

Report By: Calendar Date

1. Covered Area (SMSA or EA)	2. Employers I.D. No.	Name and Location of Contractor Jade Carpentry, 145 Bernice Drive, Bensenville, IL, 60106												OMB No. 1215-01633						
3. Current Goals Minority Female	4. Reporting Period From 9/1/2015 to 9/30/2017	This Report is required by Executive Order 11246, Sec. 203. Failure to report can result in contracts being cancelled, terminated, or suspended in whole or in part and the contractor may be declared ineligible for further Government contracts of federally assisted construction contracts.												Federal Funding Agency						
5. <b>CONSTRUCTION TRADE</b>	Classifications	<b>6. TOTAL FEDERAL &amp; NON-FEDERAL CONSTRUCTION WORK HOURS</b>												9. Total Number of Employees		10. Total Number of Minority Employees				
		6a. Total All Employees By Trade		6b. Black (Not of Hispanic Origin)		6c. Hispanic		6d. Asian or Pacific Islander		6e. American Indian or Native		6f. Other						7. Minority Percentage	8. Female Percentage	
		M	F	M	F	M	F	M	F	M	F	M	F							
CARPENTER	Journey Worker	4,866.50	299.00	0.00	0.00	2,445.00	299.00	0.00	0.00	0.00	0.00	0.00	0.00			7	1	1	1	
	Apprentice	0.00	0.00	0.00	0.00	0.00	0.00	0.00	0.00	0.00	0.00	0.00	0.00			0	0	0	0	
	Trainee	0.00	0.00	0.00	0.00	0.00	0.00	0.00	0.00	0.00	0.00	0.00	0.00			0	0	0	0	
	<b>Sub-Total</b>	<b>5,165.50</b>		<b>0.00</b>		<b>2,744.00</b>		<b>0.00</b>		<b>0.00</b>		<b>0.00</b>		<b>53.12 %</b>	<b>5.79 %</b>	<b>8</b>		<b>2</b>		
LABORER	Journey Worker							0.00	0.00	0.00	0.00	0.00	0.00				0	0	0	
	Apprentice		40.00			40.00		0.00	0.00	0.00	0.00	0.00	0.00				1	0	1	
	Trainee							0.00	0.00	0.00	0.00	0.00	0.00				0	0	0	
	<b>Sub-Total</b>	<b>40.00</b>		<b>0.00</b>		<b>40.00</b>		<b>0.00</b>		<b>0.00</b>		<b>0.00</b>		<b>100.00 %</b>	<b>100.00 %</b>	<b>1</b>		<b>1</b>		
LABORER (BUILDING and RESIDENTIAL)	Journey Worker	5,997.00			63.00	3,497.50	480.50	0.00	0.00				0.00				0	3	7	3
	Apprentice	0.00			0.00	0.00	0.00	0.00	0.00				0.00				0	0	0	0
	Trainee	0.00			0.00	0.00	0.00	0.00	0.00				0.00				0	0	0	0
	<b>Sub-Total</b>	<b>6,540.50</b>		<b>326.00</b>		<b>3,978.00</b>		<b>0.00</b>		<b>0.00</b>		<b>104.00</b>		<b>65.81 %</b>	<b>8.31 %</b>	<b>13</b>		<b>10</b>		
<b>Total Journey Worker</b>	<b>10,863.50</b>			<b>63.00</b>	<b>5,942.50</b>	<b>779.50</b>		<b>0.00</b>		<b>0.00</b>		<b>104.00</b>				<b>7</b>	<b>4</b>	<b>8</b>	<b>4</b>	
<b>Total Apprentices</b>	<b>0.00</b>			<b>0.00</b>	<b>0.00</b>	<b>40.00</b>		<b>0.00</b>		<b>0.00</b>		<b>0.00</b>				<b>1</b>	<b>0</b>	<b>1</b>	<b>1</b>	
<b>Total Trainees</b>	<b>0.00</b>			<b>0.00</b>	<b>0.00</b>	<b>0.00</b>		<b>0.00</b>		<b>0.00</b>		<b>0.00</b>				<b>0</b>	<b>0</b>	<b>0</b>	<b>0</b>	
<b>Grand Total</b>	<b>11,746.00</b>		<b>326.00</b>		<b>6,762.00</b>		<b>0.00</b>		<b>0.00</b>		<b>104.00</b>		<b>60.34 %</b>	<b>7.51 %</b>	<b>22</b>		<b>13</b>			

1



FORM CC-257 Monthly Employment Report by Contractor

Report Date: 10/23/2017  
 Report By: Calendar Date

1. Covered Area (SMSA or EA)	2. Employers I.D. No.	Name and Location of Contractor JB Erectors, Inc., 7746 S. Claremont Ave., Chicago, IL 60620												OMB No. 1215-01633					
3. Current Goals Minority Female	4. Reporting Period From 9/1/2015 to 9/30/2017	This Report is required by Executive Order 11246, Sec. 203. Failure to report can result in contracts being cancelled, terminated, or suspended in whole or in part and the contractor may be declared ineligible for further Government contracts of federally assisted construction contracts.												Federal Funding Agency					
5. <b>CONSTRUCTION TRADE</b>	Classifications	<b>6. TOTAL FEDERAL &amp; NON-FEDERAL CONSTRUCTION WORK HOURS</b>												9. Total Number of Employees		10. Total Number of Minority Employees			
		6a. Total All Employees By Trade		6b. Black (Not of Hispanic Origin)		6c. Hispanic		6d. Asian or Pacific Islander		6e. American Indian or Native		6f. Other						7. Minority Percentage	8. Female Percentage
		M	F	M	F	M	F	M	F	M	F	M	F						
IRONWORKER	Journey Worker	5,214.50	0.00	0.00	0.00	3,245.00	0.00	0.00	0.00	0.00	0.00	0.00	0.00			20	0	13	0
	Apprentice	0.00	0.00	0.00	0.00	0.00	0.00	0.00	0.00	0.00	0.00	0.00	0.00			0	0	0	0
	Trainee	0.00	0.00	0.00	0.00	0.00	0.00	0.00	0.00	0.00	0.00	0.00	0.00			0	0	0	0
	<b>Sub-Total</b>	<b>5,214.50</b>	<b>0.00</b>	<b>0.00</b>	<b>0.00</b>	<b>3,245.00</b>	<b>0.00</b>	<b>0.00</b>	<b>0.00</b>	<b>0.00</b>	<b>0.00</b>	<b>0.00</b>	<b>0.00</b>	<b>62.23 %</b>	<b>0.00 %</b>	<b>20</b>	<b>0</b>	<b>13</b>	<b>0</b>
ORNAMENTAL IRONWORKER	Journey Worker							0.00	0.00	0.00	0.00	0.00	0.00				0	0	0
	Apprentice	114.00				50.00				0.00	0.00	0.00	0.00			3	0	1	0
	Trainee	0.00				0.00				0.00	0.00	0.00	0.00				0	0	0
	<b>Sub-Total</b>	<b>114.00</b>	<b>0.00</b>	<b>0.00</b>	<b>0.00</b>	<b>50.00</b>	<b>0.00</b>	<b>0.00</b>	<b>0.00</b>	<b>0.00</b>	<b>0.00</b>	<b>0.00</b>	<b>0.00</b>	<b>43.86 %</b>	<b>0.00 %</b>	<b>3</b>	<b>0</b>	<b>1</b>	<b>0</b>
<b>Total Journey Worker</b>		5,214.50			0.00	3,245.00	0.00	0.00	0.00			0.00				20	0	13	0
<b>Total Apprentices</b>		114.00				50.00	0.00	0.00				0.00					0	1	0
<b>Total Trainees</b>		0.00				0.00	0.00	0.00				0.00					0	0	0
<b>Grand Total</b>		<b>5,328.50</b>	<b>0.00</b>	<b>0.00</b>	<b>0.00</b>	<b>3,295.00</b>	<b>0.00</b>	<b>0.00</b>	<b>0.00</b>	<b>0.00</b>	<b>0.00</b>	<b>0.00</b>	<b>61.84 %</b>	<b>0.00 %</b>	<b>23</b>	<b>0</b>	<b>14</b>	<b>0</b>	

1

E



FORM CC-257 Monthly Employment Report by Contractor

Report Date: 10/23/2017  
 Report By: Calendar Date

1. Covered Area (SMSA or EA)	2. Employers I.D. No.	Name and Location of Contractor JG Demo, Inc., 741 W Racquet Club Dr., Addison, IL, 60101												OMB No. 1215-01633								
3. Current Goals Minority Female	4. Reporting Period From 9/1/2015 to 9/30/2017	This Report is required by Executive Order 11246, Sec. 203. Failure to report can result in contracts being cancelled, terminated, or suspended in whole or in part and the contractor may be declared ineligible for further Government contracts of federally assisted construction contracts.												Federal Funding Agency								
5.  CONSTRUCTION	Classifications	6. TOTAL FEDERAL & NON-FEDERAL CONSTRUCTION WORK HOURS												9.		10.						
		6a. Total Hours		6b. Placed in Service		6c. Placed in Service		6d. Placed in Service		6e. Placed in Service		6f. Placed in Service		7.		8.		M	F	M	F	
CEMENT MASON/CONCRETE FINISHER	Journey Worker	61.00	0.00	0.00	0.00	61.00	0.00	0.00	0.00	0.00	0.00	0.00	0.00					3	0	3	0	
	Apprentice	0.00	0.00	0.00	0.00	0.00	0.00	0.00	0.00	0.00	0.00	0.00	0.00					0	0	0	0	
	Trainee	0.00	0.00	0.00	0.00	0.00	0.00	0.00	0.00	0.00	0.00	0.00	0.00					0	0	0	0	
	<b>Sub-Total</b>	<b>61.00</b>	<b>0.00</b>	<b>0.00</b>	<b>0.00</b>	<b>61.00</b>	<b>0.00</b>	<b>0.00</b>	<b>0.00</b>	<b>0.00</b>	<b>0.00</b>	<b>0.00</b>	<b>0.00</b>	<b>100.00 %</b>	<b>0.00 %</b>	<b>3</b>	<b>3</b>					
LABORER (HEAVY & HIGHWAY)	Journey Worker	399.00	8.00	0.00	0.00	336.00	8.00	0.00	0.00	0.00	0.00	0.00	0.00					10	1	9	1	
	Apprentice							0.00	0.00	0.00	0.00	0.00	0.00						0	0	0	0
	Trainee							0.00	0.00	0.00	0.00	0.00	0.00						0	0	0	0
	<b>Sub-Total</b>	<b>407.00</b>	<b>8.00</b>	<b>0.00</b>	<b>0.00</b>	<b>344.00</b>	<b>8.00</b>	<b>0.00</b>	<b>0.00</b>	<b>0.00</b>	<b>0.00</b>	<b>0.00</b>	<b>0.00</b>	<b>84.52 %</b>	<b>1.97 %</b>	<b>11</b>	<b>10</b>					
<b>Total Journey Worker</b>																			1	12	1	
<b>Total Apprentices</b>																			0	0	0	
<b>Total Trainees</b>																			0	0	0	
<b>Grand Total</b>		<b>468.00</b>	<b>8.00</b>	<b>0.00</b>	<b>0.00</b>	<b>405.00</b>	<b>8.00</b>	<b>0.00</b>	<b>0.00</b>	<b>0.00</b>	<b>0.00</b>	<b>0.00</b>	<b>86.54 %</b>	<b>1.71 %</b>	<b>14</b>	<b>13</b>						

E



FORM CC-257 Monthly Employment Report by Contractor

Report Date: 10/23/2017

Report By: Calendar Date

1. Covered Area (SMSA or EA)	2. Employers I.D. No.	Name and Location of Contractor JNS INC, P.O. Box 984, Wood Dale, IL, 60191												OMB No. 1215-01633					
3. Current Goals Minority Female	4. Reporting Period From 9/1/2015 to 9/30/2017	This Report is required by Executive Order 11246, Sec. 203. Failure to report can result in contracts being cancelled, terminated, or suspended in whole or in part and the contractor may be declared ineligible for further Government contracts of federally assisted construction contracts.												Federal Funding Agency					
5.  CONSTRUCTION	Classifications	6. TOTAL FEDERAL & NON-FEDERAL CONSTRUCTION WORK HOURS												9.		10.			
		6a. Total Hours		6b. Federal		6c. Non-Federal		6d. Apprentices		6e. Trainees		6f. Total		7.	8.	M	F	M	F
		M	F	M	F	M	F	M	F	M	F	M	F						
TRUCK DRIVER (BUILDING AND RESIDENTIAL)	Journey Worker	964.25	0.00	0.00	0.00	0.00	0.00	0.00	0.00	0.00	0.00	0.00	0.00			1	0	0	0
	Apprentice	0.00	0.00	0.00	0.00	0.00	0.00	0.00	0.00	0.00	0.00	0.00	0.00			0	0	0	0
	Trainee	0.00	0.00	0.00	0.00	0.00	0.00	0.00	0.00	0.00	0.00	0.00	0.00			0	0	0	0
	<b>Sub-Total</b>	<b>964.25</b>	<b>0.00</b>	<b>0.00</b>	<b>0.00</b>	<b>0.00</b>	<b>0.00</b>	<b>0.00</b>	<b>0.00</b>	<b>0.00</b>	<b>0.00</b>	<b>0.00</b>	<b>0.00</b>	<b>0.00 %</b>	<b>0.00 %</b>	<b>1</b>	<b>0</b>	<b>0</b>	<b>0</b>
TRUCK DRIVER (HEAVY AND HIGHWAY)	Journey Worker	7,460.00	836.50	565.75	0.00	1,009.25	0.00	0.00	0.00	0.00	0.00	0.00	0.00			16	1	2	0
	Apprentice							0.00	0.00	0.00	0.00	0.00	0.00				0	0	0
	Trainee							0.00	0.00	0.00	0.00	0.00	0.00				0	0	0
	<b>Sub-Total</b>	<b>8,296.50</b>	<b>836.50</b>	<b>565.75</b>	<b>0.00</b>	<b>1,009.25</b>	<b>0.00</b>	<b>0.00</b>	<b>0.00</b>	<b>0.00</b>	<b>0.00</b>	<b>0.00</b>	<b>0.00</b>	<b>18.98 %</b>	<b>10.08 %</b>	<b>17</b>	<b>1</b>	<b>2</b>	<b>0</b>
<b>Total Journey Worker</b>																	<b>1</b>	<b>2</b>	<b>0</b>
<b>Total Apprentices</b>																		<b>0</b>	<b>0</b>
<b>Total Trainees</b>																		<b>0</b>	<b>0</b>
<b>Grand Total</b>		<b>9,260.75</b>	<b>836.50</b>	<b>565.75</b>	<b>0.00</b>	<b>1,009.25</b>	<b>0.00</b>	<b>0.00</b>	<b>0.00</b>	<b>0.00</b>	<b>0.00</b>	<b>0.00</b>	<b>17.01 %</b>	<b>9.03 %</b>	<b>18</b>	<b>1</b>	<b>2</b>	<b>0</b>	

E



FORM CC-257 Monthly Employment Report by Contractor

Report Date: 10/23/2017

Report By: Calendar Date

1. Covered Area (SMSA or EA)	2. Employers I.D. No.	Name and Location of Contractor Kapur & Associates, 7711 N. Port Washington Road, Milwaukee, WI, 53217												OMB No. 1215-01633								
3. Current Goals Minority Female	4. Reporting Period From 9/1/2015 to 9/30/2017	This Report is required by Executive Order 11246, Sec. 203. Failure to report can result in contracts being cancelled, terminated, or suspended in whole or in part and the contractor may be declared ineligible for further Government contracts of federally assisted construction contracts.												Federal Funding Agency								
5.  CONSTRUCTION	Classifications	6. TOTAL FEDERAL & NON-FEDERAL CONSTRUCTION WORK HOURS												9.		10.						
		6a. Total Hours		6b. Federal		6c. Non-Federal		6d. Apprentices		6e. Trainees		6f. Total		7.		8.		M	F	M	F	
		M	F	M	F	M	F	M	F	M	F	M	F									
RODMAN - LOCAL 130	Journey Worker	111.00	0.00	0.00	0.00	53.00	0.00	0.00	0.00	0.00	0.00	0.00	0.00					5	0	2	0	
	Apprentice	0.00	0.00	0.00	0.00	0.00	0.00	0.00	0.00	0.00	0.00	0.00	0.00					0	0	0	0	
	Trainee	0.00	0.00	0.00	0.00	0.00	0.00	0.00	0.00	0.00	0.00	0.00	0.00					0	0	0	0	
	<b>Sub-Total</b>	<b>111.00</b>	<b>0.00</b>	<b>0.00</b>	<b>0.00</b>	<b>53.00</b>	<b>0.00</b>	<b>0.00</b>	<b>0.00</b>	<b>0.00</b>	<b>0.00</b>	<b>0.00</b>	<b>0.00</b>	<b>47.75 %</b>	<b>0.00 %</b>	<b>5</b>	<b>2</b>					
SURVEYOR JOURNEYMAN - LOCAL 130	Journey Worker	851.50	0.00	0.00	0.00	7.00	0.00	0.00	0.00	0.00	0.00	0.00	0.00					8	0	1	0	
	Apprentice							0.00	0.00	0.00	0.00	0.00	0.00						0	0	0	0
	Trainee							0.00	0.00	0.00	0.00	0.00	0.00						0	0	0	0
	<b>Sub-Total</b>	<b>851.50</b>	<b>0.00</b>	<b>0.00</b>	<b>0.00</b>	<b>7.00</b>	<b>0.00</b>	<b>0.00</b>	<b>0.00</b>	<b>0.00</b>	<b>0.00</b>	<b>0.00</b>	<b>0.00</b>	<b>0.82 %</b>	<b>0.00 %</b>	<b>8</b>	<b>1</b>					
<b>Total Journey Worker</b>								0.00	0.00	0.00	0.00	0.00	0.00						0	3	0	0
<b>Total Apprentices</b>						0.00	0.00	0.00	0.00	0.00	0.00	0.00	0.00						0	0	0	0
<b>Total Trainees</b>						0.00	0.00	0.00	0.00	0.00	0.00	0.00	0.00						0	0	0	0
<b>Grand Total</b>		<b>962.50</b>	<b>0.00</b>	<b>0.00</b>	<b>0.00</b>	<b>60.00</b>	<b>0.00</b>	<b>0.00</b>	<b>0.00</b>	<b>0.00</b>	<b>0.00</b>	<b>0.00</b>	<b>6.23 %</b>	<b>0.00 %</b>	<b>13</b>	<b>3</b>						

E



FORM CC-257 Monthly Employment Report by Contractor

U.S. Department of Labor  
 Employment Standards Administration  
 Office of Federal Contract Compliance Programs

Report Date: 10/23/2017

Report By: Calendar Date

1. Covered Area (SMSA or EA)	2. Employers I.D. No.	Name and Location of Contractor Kedmont Waterproofing, 5428 N. Kedzie, Chicago, IL, 60625												OMB No. 1215-01633					
3. Current Goals Minority Female	4. Reporting Period From 9/1/2015 to 9/30/2017	This Report is required by Executive Order 11246, Sec. 203. Failure to report can result in contracts being cancelled, terminated, or suspended in whole or in part and the contractor may be declared ineligible for further Government contracts of federally assisted construction contracts.												Federal Funding Agency					
5. <b>CONSTRUCTION TRADE</b>	Classifications	<b>6. TOTAL FEDERAL &amp; NON-FEDERAL CONSTRUCTION WORK HOURS</b>												9. Total Number of Employees		10. Total Number of Minority Employees			
		6a. Total All Employees By Trade		6b. Black (Not of Hispanic Origin)		6c. Hispanic		6d. Asian or Pacific Islander		6e. American Indian or Native		6f. Other						7. Minority Percentage	8. Female Percentage
ROOFER	Journey Worker	M	F	M	F	M	F	M	F	M	F	M	F	36.54 %	0.00 %	M	F	M	F
	Apprentice	1,695.50	0.00	0.00	0.00	475.50	0.00	0.00	0.00	0.00	0.00	0.00	0.00			17	0	9	0
	Trainee	227.00	0.00	0.00	0.00	227.00	0.00	0.00	0.00	0.00	0.00	0.00	0.00			3	0	3	0
	Subtotal	0.00	0.00	0.00	0.00	0.00	0.00	0.00	0.00	0.00	0.00	0.00	0.00			0	0	0	0
<b>Total Journey Worker</b>		1,922.50		0.00		702.50		0.00		0.00		0.00		36.54 %	0.00 %	20		12	
<b>Total Apprentices</b>								0.00		0.00		0.00				0		9	
<b>Total Trainees</b>								0.00		0.00		0.00				0		3	
<b>Grand Total</b>		1,922.50		0.00		702.50		0.00		0.00		0.00		36.54 %	0.00 %	20		12	

3

**E**





FORM CC-257 Monthly Employment Report by Contractor

Report Date: 10/23/2017

Report By: Calendar Date

1. Covered Area (SMSA or EA)	2. Employers I.D. No.	Name and Location of Contractor K-Five Construction Corporation, 13769 Main Street, Lemont, IL, 60439												OMB No. 1215-01633								
3. Current Goals Minority Female	4. Reporting Period From 9/1/2015 to 9/30/2017	This Report is required by Executive Order 11246, Sec. 203. Failure to report can result in contracts being cancelled, terminated, or suspended in whole or in part and the contractor may be declared ineligible for further Government contracts of federally assisted construction contracts.												Federal Funding Agency								
5.  CONSTRUCTION	Classifications	6. TOTAL FEDERAL & NON-FEDERAL CONSTRUCTION WORK HOURS												9.		10.						
		6a.		6b.		6c.		6d.		6e.		6f.		7.		8.		M	F	M	F	
		M	F	M	F	M	F	M	F	M	F	M	F									
LABORER (HEAVY and HIGHWAY)	Journey Worker	1,137.50	18.00	0.00	0.00	881.00	0.00	0.00	0.00	0.00	0.00	0.00	0.00					14	1	10	0	
	Apprentice	0.00	0.00	0.00	0.00	0.00	0.00	0.00	0.00	0.00	0.00	0.00	0.00					0	0	0	0	
	Trainee	0.00	0.00	0.00	0.00	0.00	0.00	0.00	0.00	0.00	0.00	0.00	0.00					0	0	0	0	
	<b>Sub-Total</b>	<b>1,155.50</b>		<b>0.00</b>		<b>881.00</b>		<b>0.00</b>		<b>0.00</b>		<b>0.00</b>		<b>0.00</b>	<b>76.24 %</b>	<b>1.56 %</b>			<b>15</b>		<b>10</b>	
POWER EQUIPMENT OPERATOR (HEAVY AND HIGHWAY CONSTRUCTION)	Journey Worker	534.00	18.50	0.00	0.00	74.50	0.00	0.00	0.00	0.00	0.00	0.00	0.00					6	1	2	0	
	Apprentice							0.00	0.00	0.00	0.00	0.00	0.00						0	0	0	0
	Trainee							0.00	0.00	0.00	0.00	0.00	0.00						0	0	0	0
	<b>Sub-Total</b>	<b>552.50</b>		<b>0.00</b>		<b>74.50</b>		<b>0.00</b>		<b>0.00</b>		<b>0.00</b>		<b>13.48 %</b>	<b>3.35 %</b>			<b>7</b>		<b>2</b>		
TRUCK DRIVER (HEAVY AND HIGHWAY)	Journey Worker							0.00	0.00	0.00	0.00	0.00	0.00						3	6	0	0
	Apprentice	0.00			0.00	0.00	0.00	0.00	0.00	0.00	0.00	0.00	0.00						0	0	0	0
	Trainee	0.00			0.00	0.00	0.00	0.00	0.00	0.00	0.00	0.00	0.00						0	0	0	0
	<b>Sub-Total</b>	<b>259.00</b>		<b>28.75</b>		<b>70.25</b>		<b>0.00</b>		<b>0.00</b>		<b>0.00</b>		<b>38.22 %</b>	<b>29.73 %</b>			<b>12</b>		<b>6</b>		
<b>Total Journey Worker</b>		<b>1,853.50</b>			<b>0.00</b>	<b>1,025.75</b>	<b>0.00</b>	<b>0.00</b>	<b>0.00</b>	<b>0.00</b>	<b>0.00</b>	<b>0.00</b>	<b>0.00</b>					<b>34</b>		<b>18</b>	<b>0</b>	
<b>Total Apprentices</b>		<b>0.00</b>			<b>0.00</b>	<b>0.00</b>	<b>0.00</b>	<b>0.00</b>	<b>0.00</b>	<b>0.00</b>	<b>0.00</b>	<b>0.00</b>	<b>0.00</b>						<b>0</b>	<b>0</b>	<b>0</b>	<b>0</b>
<b>Total Trainees</b>		<b>0.00</b>			<b>0.00</b>	<b>0.00</b>	<b>0.00</b>	<b>0.00</b>	<b>0.00</b>	<b>0.00</b>	<b>0.00</b>	<b>0.00</b>	<b>0.00</b>						<b>0</b>	<b>0</b>	<b>0</b>	<b>0</b>
<b>Grand Total</b>		<b>1,967.00</b>		<b>28.75</b>		<b>1,025.75</b>		<b>0.00</b>		<b>0.00</b>		<b>0.00</b>		<b>53.61 %</b>	<b>5.77 %</b>			<b>34</b>		<b>18</b>		



FORM CC-257 Monthly Employment Report by Contractor

Report Date: 10/23/2017

Report By: Calendar Date

1. Covered Area (SMSA or EA)	2. Employers I.D. No.	Name and Location of Contractor LaGrange Crane, 6180 River Rd, Hodgkins, IL, 60525												OMB No. 1215-01633					
3. Current Goals Minority Female	4. Reporting Period From 9/1/2015 to 9/30/2017	This Report is required by Executive Order 11246, Sec. 203. Failure to report can result in contracts being cancelled, terminated, or suspended in whole or in part and the contractor may be declared ineligible for further Government contracts of federally assisted construction contracts.												Federal Funding Agency					
5. <b>CONSTRUCTION TRADE</b>	Classifications	<b>6. TOTAL FEDERAL &amp; NON-FEDERAL CONSTRUCTION WORK HOURS</b>												9. Total Number of Employees		10. Total Number of Minority Employees			
		6a. Total All Employees By Trade		6b. Black (Not of Hispanic Origin)		6c. Hispanic		6d. Asian or Pacific Islander		6e. American Indian or Native		6f. Other						7. Minority Percentage	8. Female Percentage
		M	F	M	F	M	F	M	F	M	F	M	F						
OPERATING ENGINEER (HY)	Journey Worker	0.00	0.00	0.00	0.00	0.00	0.00	0.00	0.00	0.00	0.00	0.00	0.00			0	0	0	0
	Apprentice	228.00	0.00	0.00	0.00	0.00	0.00	0.00	0.00	0.00	0.00	0.00	0.00			2	0	0	0
	Trainee	0.00	0.00	0.00	0.00	0.00	0.00	0.00	0.00	0.00	0.00	0.00	0.00			0	0	0	0
	<b>Sub-Total</b>	228.00		0.00		0.00		0.00		0.00		0.00		0.00 %	0.00 %	2		0	
Power Equipment Operator - Building & Residential	Journey Worker							0.00	0.00	0.00	0.00	0.00	0.00				0	0	0
	Apprentice							0.00	0.00	0.00	0.00	0.00	0.00				0	0	0
	Trainee							0.00	0.00	0.00	0.00	0.00	0.00				0	0	0
	<b>Sub-Total</b>	13.00		0.00		0.00		0.00		0.00		0.00		0.00 %	0.00 %	1		0	
POWER EQUIPMENT OPERATOR (BUILDING AND RESIDENTIAL CONSTRUCTION)	Journey Worker	254.00			0.00	0.00	0.00	0.00	0.00	0.00	0.00	0.00					0	0	0
	Apprentice	0.00			0.00	0.00	0.00	0.00	0.00	0.00	0.00	0.00					0	0	0
	Trainee	0.00			0.00	0.00	0.00	0.00	0.00	0.00	0.00	0.00					0	0	0
	<b>Sub-Total</b>	254.00		0.00		0.00		0.00		0.00		0.00		0.00 %	0.00 %	4		0	
POWER EQUIPMENT OPERATOR (HEAVY AND HIGHWAY CONSTRUCTION)	Journey Worker	44.00			0.00	0.00	0.00	0.00	0.00	0.00	0.00	0.00					0	0	0
	Apprentice	0.00			0.00	0.00	0.00	0.00	0.00	0.00	0.00	0.00					0	0	0
	Trainee	0.00			0.00	0.00	0.00	0.00	0.00	0.00	0.00	0.00					0	0	0
	<b>Sub-Total</b>	44.00		0.00		0.00		0.00		0.00		0.00		0.00 %	0.00 %	5		0	
TRUCK DRIVER (BUILDING AND RESIDENTIAL)	Journey Worker	4.00			0.00	0.00	0.00	0.00	0.00	0.00	0.00	0.00					0	0	0
	Apprentice	0.00			0.00	0.00	0.00	0.00	0.00	0.00	0.00	0.00					0	0	0
	Trainee	0.00			0.00	0.00	0.00	0.00	0.00	0.00	0.00	0.00					0	0	0
	<b>Sub-Total</b>	4.00		0.00		0.00		0.00		0.00		0.00		0.00 %	0.00 %	1		0	
<b>Total Journey Worker</b>		315.00				0.00		0.00		0.00		0.00				0		0	
<b>Total Apprentices</b>		228.00				0.00		0.00		0.00		0.00				0		0	
<b>Total Trainees</b>		0.00				0.00		0.00		0.00		0.00				0		0	
<b>Grand Total</b>		543.00		0.00		0.00		0.00		0.00		0.00		0.00 %	0.00 %	13		0	



FORM CC-257 Monthly Employment Report by Contractor

Report Date: 10/23/2017

Report By: Calendar Date

1. Covered Area (SMSA or EA)	2. Employers I.D. No.	Name and Location of Contractor Leyden Electric, Inc., 604 E. North Street, Elburn, IL, 60119												OMB No. 1215-01633							
3. Current Goals Minority Female	4. Reporting Period From 9/1/2015 to 9/30/2017	This Report is required by Executive Order 11246, Sec. 203. Failure to report can result in contracts being cancelled, terminated, or suspended in whole or in part and the contractor may be declared ineligible for further Government contracts of federally assisted construction contracts.												Federal Funding Agency							
5. <b>CONSTRUCTION TRADE</b>	Classifications	<b>6. TOTAL FEDERAL &amp; NON-FEDERAL CONSTRUCTION WORK HOURS</b>												9. Total Number of Employees		10. Total Number of Minority Employees					
		6a. Total All Employees By Trade		6b. Black (Not of Hispanic Origin)		6c. Hispanic		6d. Asian or Pacific Islander		6e. American Indian or Native		6f. Other						7. Minority Percentage	8. Female Percentage		
		M	F	M	F	M	F	M	F	M	F	M	F								
ELECTRICIAN	Journey Worker	596.00	80.00	0.00	0.00	0.00	0.00	0.00	0.00	0.00	0.00	0.00	0.00			1	1	0	0		
	Apprentice	740.00	0.00	620.00	0.00	0.00	0.00	0.00	0.00	0.00	0.00	0.00	0.00			2	0	1	0		
	Trainee	0.00	0.00	0.00	0.00	0.00	0.00	0.00	0.00	0.00	0.00	0.00	0.00			0	0	0	0		
	Subtotal	1,416.00		620.00		0.00		0.00		0.00		0.00		43.79 %	5.65 %	4		1			
<b>Total Journey Worker</b>								0.00		0.00						1		0		0	
<b>Total Apprentices</b>								0.00		0.00						0		1		0	
<b>Total Trainees</b>								0.00		0.00						0		0		0	
<b>Grand Total</b>		1,416.00		620.00		0.00		0.00		0.00		0.00		43.79 %	5.65 %	4		1			

E



FORM CC-257 Monthly Employment Report by Contractor

U.S. Department of Labor  
 Employment Standards Administration  
 Office of Federal Contract Compliance Programs

Report Date: 10/23/2017

Report By: Calendar Date

1. Covered Area (SMSA or EA)	2. Employers I.D. No.	Name and Location of Contractor Lindahl Brothers, Inc, 622 E Green St, Bensenville, IL, 60106												OMB No. 1215-01633					
3. Current Goals Minority Female	4. Reporting Period From 9/1/2015 to 9/30/2017	This Report is required by Executive Order 11246, Sec. 203. Failure to report can result in contracts being cancelled, terminated, or suspended in whole or in part and the contractor may be declared ineligible for further Government contracts of federally assisted construction contracts.												Federal Funding Agency					
5.  CONSTRUCTION	Classifications	6. TOTAL FEDERAL & NON-FEDERAL CONSTRUCTION WORK HOURS												9.		10.			
		6a.		6b.		6c.		6d.		6e.		6f.		7.		8.			
		M	F	M	F	M	F	M	F	M	F	M	F			M	F	M	F
LABORER (HEAVY & HIGHWAY)	Journey Worker	1,224.50	0.00	234.00	0.00	300.75	0.00	0.00	0.00	0.00	0.00	0.00	0.00			12	0	6	0
	Apprentice	0.00	0.00	0.00	0.00	0.00	0.00	0.00	0.00	0.00	0.00	0.00	0.00			0	0	0	0
	Trainee	0.00	0.00	0.00	0.00	0.00	0.00	0.00	0.00	0.00	0.00	0.00	0.00			0	0	0	0
	Sub-Total	1,224.50		234.00		300.75		0.00		0.00		0.00		43.67 %	0.00 %	12		6	
POWER EQUIPMENT OPERATOR (HEAVY AND HIGHWAY CONSTRUCTION)	Journey Worker	9,942.75	926.25	17.00	0.00	695.00	0.00	0.00	0.00	0.00	0.00	32.00	0.00			30	1	3	0
	Apprentice							0.00	0.00	0.00	0.00	0.00	0.00				0	0	0
	Trainee							0.00	0.00	0.00	0.00	0.00	0.00				0	0	0
	Sub-Total	10,869.00		17.00		695.00		0.00		0.00		32.00		6.55 %	8.52 %	31		3	
TRUCK DRIVER (BUILDING AND RESIDENTIAL)	Journey Worker							0.00	0.00	0.00	0.00	0.00	0.00				0	1	0
	Apprentice	0.00			0.00	0.00	0.00	0.00	0.00	0.00	0.00	0.00	0.00				0	0	0
	Trainee	0.00			0.00	0.00	0.00	0.00	0.00	0.00	0.00	0.00	0.00				0	0	0
	Sub-Total	62.50		62.50		0.00		0.00		0.00		0.00		100.00 %	0.00 %	1		1	
TRUCK DRIVER (HEAVY AND HIGHWAY)	Journey Worker	1,574.50			0.00	150.00	12.50	0.00									3	8	1
	Apprentice	0.00			0.00	0.00	0.00	0.00		0.00		0.00					0	0	0
	Trainee	0.00			0.00	0.00	0.00	0.00		0.00		0.00					0	0	0
	Sub-Total	1,724.25		17.75		162.50		0.00		56.00		0.00		13.70 %	8.68 %	33		9	
Total Journey Worker		12,804.25			0.00	1,145.75	12.50			56.00		32.00					4	18	1
Total Apprentices		0.00			0.00	0.00	0.00										0	0	0
Total Trainees		0.00			0.00	0.00	0.00										0	0	0
Grand Total		13,880.25		331.25		1,158.25		0.00		56.00		32.00		11.13 %	7.75 %	77		19	



FORM CC-257 Monthly Employment and Compensation Report by Contractor

Report Date: 10/23/2017

Report By: Calendar Date

1. Covered Area (SMSA or EA)	2. Employers I.D. No.	Name and Location of Contractor Livewire Electrical Systems, Inc., 12900 S. Throop Street, Calumet Park, IL, 60827												OMB No. 1215-01633						
3. Current Goals Minority Female	4. Reporting Period From 9/1/2015 to 9/30/2017	This Report is required by Executive Order 11246, Sec. 203. Failure to report can result in contracts being cancelled, terminated, or suspended in whole or in part and the contractor may be declared ineligible for further Government contracts of federally assisted construction contracts.												Federal Funding Agency						
5. <b>CONSTRUCTION TRADE</b>	Classifications	<b>6. TOTAL FEDERAL &amp; NON-FEDERAL CONSTRUCTION WORK HOURS</b>												9. Total Number of Employees		10. Total Number of Minority Employees				
		6a. Total All Employees By Trade		6b. Black (Not of Hispanic Origin)		6c. Hispanic		6d. Asian or Pacific Islander		6e. American Indian or Native		6f. Other						7. Minority Percentage	8. Female Percentage	
		M	F	M	F	M	F	M	F	M	F	M	F							M
CARPENTER	Journey Worker	98.50	0.00	0.00	0.00	0.00	0.00	0.00	0.00	0.00	0.00	0.00	0.00			1	0	0	0	
	Apprentice	0.00	0.00	0.00	0.00	0.00	0.00	0.00	0.00	0.00	0.00	0.00	0.00			0	0	0	0	
	Trainee	0.00	0.00	0.00	0.00	0.00	0.00	0.00	0.00	0.00	0.00	0.00	0.00			0	0	0	0	
	<b>Sub-Total</b>	<b>98.50</b>	<b>0.00</b>	<b>0.00</b>	<b>0.00</b>	<b>0.00</b>	<b>0.00</b>	<b>0.00</b>	<b>0.00</b>	<b>0.00</b>	<b>0.00</b>	<b>0.00</b>	<b>0.00</b>	<b>0.00 %</b>	<b>0.00 %</b>	<b>1</b>	<b>0</b>	<b>0</b>	<b>0</b>	
CEMENT MASON	Journey Worker							0.00	0.00	0.00	0.00	0.00	0.00				0	0	0	0
	Apprentice	1,310.00		1,137.00				0.00	0.00	0.00	0.00	0.00	0.00			3	0	2	0	
	Trainee							0.00	0.00	0.00	0.00	0.00	0.00				0	0	0	0
	<b>Sub-Total</b>	<b>1,310.00</b>	<b>0.00</b>	<b>1,137.00</b>	<b>0.00</b>	<b>0.00</b>	<b>0.00</b>	<b>0.00</b>	<b>0.00</b>	<b>0.00</b>	<b>0.00</b>	<b>0.00</b>	<b>0.00</b>	<b>86.79 %</b>	<b>0.00 %</b>	<b>3</b>	<b>0</b>	<b>2</b>	<b>0</b>	
CEMENT MASON/CONCRETE FINISHER	Journey Worker	5,344.50				3,134.50	0.00	0.00	0.00	0.00	0.00	0.00					2	14	0	0
	Apprentice	0.00				0.00	0.00	0.00	0.00	0.00	0.00	0.00					0	0	0	0
	Trainee	0.00				0.00	0.00	0.00	0.00	0.00	0.00	0.00					0	0	0	0
	<b>Sub-Total</b>	<b>5,379.00</b>	<b>0.00</b>	<b>2,210.00</b>	<b>0.00</b>	<b>3,134.50</b>	<b>0.00</b>	<b>0.00</b>	<b>0.00</b>	<b>0.00</b>	<b>0.00</b>	<b>0.00</b>	<b>99.36 %</b>	<b>0.64 %</b>	<b>16</b>	<b>0</b>	<b>14</b>	<b>0</b>		
ELECTRICIAN	Journey Worker	19,546.50				3,995.50	0.00	56.00	0.00	0.00	0.00	0.00					2	12	0	0
	Apprentice	1,824.00	896.50	1,030.00	896.50	794.00	0.00	0.00	0.00	0.00	0.00	0.00			3	3	3	3		
	Trainee	0.00				0.00	0.00	0.00	0.00	0.00	0.00	0.00					0	0	0	0
	<b>Sub-Total</b>	<b>22,749.00</b>	<b>896.50</b>	<b>3,372.50</b>	<b>896.50</b>	<b>4,789.50</b>	<b>0.00</b>	<b>56.00</b>	<b>0.00</b>	<b>0.00</b>	<b>0.00</b>	<b>0.00</b>	<b>36.12 %</b>	<b>6.06 %</b>	<b>39</b>	<b>3</b>	<b>18</b>	<b>3</b>	<b>0</b>	<b>0</b>
LABORER	Journey Worker	0.00				0.00	0.00	0.00	0.00	0.00	0.00	0.00					0	0	0	0
	Apprentice	36.50				0.00	0.00	0.00	0.00	0.00	0.00	0.00			1	0	0	0		
	Trainee	0.00				0.00	0.00	0.00	0.00	0.00	0.00	0.00					0	0	0	0
	<b>Sub-Total</b>	<b>36.50</b>	<b>0.00</b>	<b>0.00</b>	<b>0.00</b>	<b>0.00</b>	<b>0.00</b>	<b>0.00</b>	<b>0.00</b>	<b>0.00</b>	<b>0.00</b>	<b>0.00</b>	<b>0.00 %</b>	<b>0.00 %</b>	<b>1</b>	<b>0</b>	<b>0</b>	<b>0</b>	<b>0</b>	<b>0</b>
LABORER (DEMOLITION/WRECKING )	Journey Worker	5,954.00				3,384.00	0.00	0.00	0.00	0.00	0.00	0.00					0	17	0	0
	Apprentice	0.00				0.00	0.00	0.00	0.00	0.00	0.00	0.00					0	0	0	0
	Trainee	0.00				0.00	0.00	0.00	0.00	0.00	0.00	0.00					0	0	0	0
	<b>Sub-Total</b>	<b>5,954.00</b>	<b>0.00</b>	<b>2,044.00</b>	<b>0.00</b>	<b>3,384.00</b>	<b>0.00</b>	<b>0.00</b>	<b>0.00</b>	<b>0.00</b>	<b>0.00</b>	<b>0.00</b>	<b>91.17 %</b>	<b>0.00 %</b>	<b>23</b>	<b>0</b>	<b>17</b>	<b>0</b>	<b>0</b>	<b>0</b>
<b>Total Journey Worker</b>	<b>30,943.50</b>	<b>516.50</b>	<b>5,700.00</b>	<b>0.00</b>	<b>10,514.00</b>	<b>0.00</b>	<b>56.00</b>	<b>0.00</b>	<b>0.00</b>	<b>0.00</b>	<b>0.00</b>	<b>0.00</b>			<b>69</b>	<b>4</b>	<b>43</b>	<b>0</b>	<b>0</b>	
<b>Total Apprentices</b>	<b>3,170.50</b>	<b>896.50</b>	<b>2,167.00</b>	<b>896.50</b>	<b>794.00</b>	<b>0.00</b>	<b>0.00</b>	<b>0.00</b>	<b>0.00</b>	<b>0.00</b>	<b>0.00</b>	<b>0.00</b>			<b>7</b>	<b>3</b>	<b>5</b>	<b>3</b>	<b>3</b>	
<b>Total Trainees</b>	<b>0.00</b>	<b>0.00</b>	<b>0.00</b>	<b>0.00</b>	<b>0.00</b>	<b>0.00</b>	<b>0.00</b>	<b>0.00</b>	<b>0.00</b>	<b>0.00</b>	<b>0.00</b>	<b>0.00</b>			<b>0</b>	<b>0</b>	<b>0</b>	<b>0</b>	<b>0</b>	
<b>Grand Total</b>	<b>35,527.00</b>	<b>1,313.00</b>	<b>8,763.50</b>	<b>896.50</b>	<b>11,308.00</b>	<b>0.00</b>	<b>56.00</b>	<b>0.00</b>	<b>0.00</b>	<b>0.00</b>	<b>0.00</b>	<b>0.00</b>	<b>56.65 %</b>	<b>3.98 %</b>	<b>83</b>	<b>7</b>	<b>51</b>	<b>3</b>	<b>3</b>	

13. Date Signed



FORM CC-257 Monthly Employment Information Report by Contractor

U.S. Department of Labor  
Employment Standards Administration  
Office of Federal Contract Compliance Programs

Report Date: 10/23/2017  
Report By: Calendar Date

4 3 1

**T e i**



FORM CC-257 Monthly Employment Report by Contractor

U.S. Department of Labor  
 Employment Standards Administration  
 Office of Federal Contract Compliance Programs

Report Date: 10/23/2017

Report By: Calendar Date

1. Covered Area (SMSA or EA)	2. Employers I.D. No.	Name and Location of Contractor MA Rebar Services Inc., 1415 W. 37th Street, Chicago, IL, 60609												OMB No. 1215-01633					
3. Current Goals Minority Female	4. Reporting Period From 9/1/2015 to 9/30/2017	This Report is required by Executive Order 11246, Sec. 203. Failure to report can result in contracts being cancelled, terminated, or suspended in whole or in part and the contractor may be declared ineligible for further Government contracts of federally assisted construction contracts.												Federal Funding Agency					
5. <b>CONSTRUCTION TRADE</b>	Classifications	<b>6. TOTAL FEDERAL &amp; NON-FEDERAL CONSTRUCTION WORK HOURS</b>												9. Total Number of Employees		10. Total Number of Minority Employees			
		6a. Total All Employees By Trade		6b. Black (Not of Hispanic Origin)		6c. Hispanic		6d. Asian or Pacific Islander		6e. American Indian or Native		6f. Other						7. Minority Percentage	8. Female Percentage
		M	F	M	F	M	F	M	F	M	F	M	F			M	F	M	F
AREA 1 BLDG	Journey Worker	0.00	0.00	0.00	0.00	0.00	0.00	0.00	0.00	0.00	0.00	0.00	0.00			0	0	0	0
	Apprentice	16.00	0.00	0.00	0.00	0.00	0.00	0.00	0.00	0.00	0.00	16.00	0.00			1	0	0	0
	Trainee	0.00	0.00	0.00	0.00	0.00	0.00	0.00	0.00	0.00	0.00	0.00	0.00			0	0	0	0
	<b>Sub-Total</b>	16.00		0.00		0.00		0.00		0.00		16.00		0.00 %	0.00 %	1		0	
IRONWORKER	Journey Worker							0.00	0.00	572.50	0.00	991.50	38.00				4	21	0
	Apprentice	1,509.50	68.00	74.00				0.00	0.00	0.00	68.00	68.00	0.00			10	1	1	1
	Trainee							0.00	0.00	0.00	0.00	0.00	0.00				0	0	0
	<b>Sub-Total</b>	17,322.50		2,364.50		137.50		0.00		640.50		1,097.50		18.14 %	6.38 %	83		23	
<b>Total Journey Worker</b>		14,707.00		0.00		137.50		0.00		572.50		38.00					4	21	0
<b>Total Apprentices</b>		1,525.50		0.00		0.00		0.00		68.00		68.00					1	1	1
<b>Total Trainees</b>		0.00		0.00		0.00		0.00		0.00		0.00					0	0	0
<b>Grand Total</b>		17,338.50		2,364.50		137.50		0.00		640.50		1,113.50		18.12 %	6.38 %	84		23	

1

1

**SECRET**



FORM CC-257 Monthly Employment Report by Contractor

U.S. Department of Labor  
 Employment Standards Administration  
 Office of Federal Contract Compliance Programs

Report Date: 10/23/2017

Report By: Calendar Date

1. Covered Area (SMSA or EA)	2. Employers I.D. No.	Name and Location of Contractor MARKING SPECIALISTS CORPORATION, 214 CRYSTAL ST., STE C, CARY, IL, 60013												OMB No. 1215-01633							
3. Current Goals Minority Female	4. Reporting Period From 9/1/2015 to 9/30/2017	This Report is required by Executive Order 11246, Sec. 203. Failure to report can result in contracts being cancelled, terminated, or suspended in whole or in part and the contractor may be declared ineligible for further Government contracts of federally assisted construction contracts.												Federal Funding Agency							
5.  CONSTRUCTION	Classifications	6. TOTAL FEDERAL & NON-FEDERAL CONSTRUCTION WORK HOURS												9.		10.					
		6a. Total Hours		6b. Federal		6c. Non-Federal		6d. Apprentices		6e. Trainees		6f. Total		7.		8.		M	F	M	F
		M	F	M	F	M	F	M	F	M	F	M	F								
	Journey Worker	124.50	0.00	8.50	0.00	84.50	0.00	0.00	0.00	0.00	0.00	0.00	0.00					10	0	7	0
	Apprentice	0.00	0.00	0.00	0.00	0.00	0.00	0.00	0.00	0.00	0.00	0.00	0.00					0	0	0	0
	Trainee	0.00	0.00	0.00	0.00	0.00	0.00	0.00	0.00	0.00	0.00	0.00	0.00					0	0	0	0
	Sub-Total	124.50		8.50		84.50		0.00		0.00		0.00				74.70 %	0.00 %	10		7	
Total Journey Worker		124.50	0.00	8.50	0.00	84.50	0.00	0.00	0.00	0.00	0.00	0.00	0.00					10	0	7	0
Total Apprentices								0.00	0.00	0.00	0.00	0.00	0.00						0	0	0
Total Trainees								0.00	0.00	0.00	0.00	0.00	0.00						0	0	0
Grand Total		124.50		8.50		84.50		0.00		0.00		0.00				74.70 %	0.00 %	10		7	

[Redacted Signature and Title Area]

[Redacted Signature and Title Area]

[Redacted Signature and Title Area]





FORM CC-257 Monthly Employment Report by Contractor

U.S. Department of Labor  
 Employment Standards Administration  
 Office of Federal Contract Compliance Programs

Report Date: 10/23/2017

Report By: Calendar Date

1. Covered Area (SMSA or EA)	2. Employers I.D. No.	Name and Location of Contractor Martin Cement, 25 Forestwood Drive, Romeoville, IL, 60446												OMB No. 1215-01633						
3. Current Goals Minority Female	4. Reporting Period From 9/1/2015 to 9/30/2017	This Report is required by Executive Order 11246, Sec. 203. Failure to report can result in contracts being cancelled, terminated, or suspended in whole or in part and the contractor may be declared ineligible for further Government contracts of federally assisted construction contracts.												Federal Funding Agency						
5. <b>CONSTRUCTION TRADE</b>	Classifications	<b>6. TOTAL FEDERAL &amp; NON-FEDERAL CONSTRUCTION WORK HOURS</b>												9. Total Number of Employees		10. Total Number of Minority Employees				
		6a. Total All Employees By Trade		6b. Black (Not of Hispanic Origin)		6c. Hispanic		6d. Asian or Pacific Islander		6e. American Indian or Native		6f. Other						7. Minority Percentage	8. Female Percentage	
		M	F	M	F	M	F	M	F	M	F	M	F							
ASBESTOS WORKER/INSULATOR	Journey Worker	275.50	0.00	0.00	0.00	0.00	0.00	0.00	0.00	0.00	0.00	0.00	0.00			1	0	0	0	
	Apprentice	0.00	0.00	0.00	0.00	0.00	0.00	0.00	0.00	0.00	0.00	0.00	0.00			0	0	0	0	
	Trainee	0.00	0.00	0.00	0.00	0.00	0.00	0.00	0.00	0.00	0.00	0.00	0.00			0	0	0	0	
	<b>Sub-Total</b>	<b>275.50</b>	<b>0.00</b>	<b>0.00</b>	<b>0.00</b>	<b>0.00</b>	<b>0.00</b>	<b>0.00</b>	<b>0.00</b>	<b>0.00</b>	<b>0.00</b>	<b>0.00</b>	<b>0.00</b>	<b>0.00 %</b>	<b>0.00 %</b>	<b>1</b>	<b>0</b>	<b>0</b>	<b>0</b>	
CARPENTER	Journey Worker							0.00	0.00	32.00	0.00	0.00	0.00				0	7	0	
	Apprentice							0.00	0.00	0.00	0.00	0.00	0.00				0	1	0	
	Trainee							0.00	0.00	0.00	0.00	0.00	0.00				0	0	0	
	<b>Sub-Total</b>	<b>12,641.00</b>	<b>0.00</b>	<b>3,681.50</b>	<b>0.00</b>	<b>0.00</b>	<b>0.00</b>	<b>32.00</b>	<b>0.00</b>	<b>0.00</b>	<b>0.00</b>	<b>0.00</b>	<b>29.38 %</b>	<b>0.00 %</b>	<b>19</b>	<b>8</b>	<b>0</b>	<b>0</b>		
CEMENT MASON	Journey Worker	0.00			0.00	0.00	0.00	0.00	0.00			0.00					0	0	0	
	Apprentice	725.50				0.00	0.00	0.00	0.00							4	0	0	0	
	Trainee	0.00				0.00	0.00	0.00	0.00								0	0	0	
	<b>Sub-Total</b>	<b>725.50</b>	<b>0.00</b>	<b>0.00</b>	<b>0.00</b>	<b>0.00</b>	<b>0.00</b>	<b>0.00</b>	<b>0.00</b>	<b>0.00</b>	<b>0.00</b>	<b>0.00</b>	<b>0.00 %</b>	<b>0.00 %</b>	<b>4</b>	<b>0</b>	<b>0</b>	<b>0</b>		
CEMENT MASON/CONCRETE FINISHER	Journey Worker	5,543.50			0.00	1,272.50	25.50			0.00	0.00	8.50					2	5	1	
	Apprentice	0.00				0.00	0.00			0.00	0.00	0.00					0	0	0	
	Trainee	0.00				0.00	0.00			0.00	0.00	0.00					0	0	0	
	<b>Sub-Total</b>	<b>5,594.50</b>	<b>16.50</b>	<b>1,298.00</b>	<b>0.00</b>	<b>0.00</b>	<b>0.00</b>	<b>34.00</b>	<b>23.50 %</b>	<b>0.91 %</b>	<b>31</b>	<b>6</b>	<b>0</b>	<b>0</b>						
LABORER (BUILDING & RESIDENTIAL)	Journey Worker	10,227.50			0.00	9,124.50	0.00										5	0	21	0
	Apprentice	0.00				0.00	0.00			0.00	0.00	0.00	0.00				0	0	0	0
	Trainee	0.00				0.00	0.00			0.00	0.00	0.00	0.00				0	0	0	0
	<b>Sub-Total</b>	<b>10,227.50</b>	<b>507.00</b>	<b>9,124.50</b>	<b>0.00</b>	<b>0.00</b>	<b>0.00</b>	<b>0.00</b>	<b>94.17 %</b>	<b>0.00 %</b>	<b>26</b>	<b>21</b>	<b>0</b>	<b>0</b>						
OPERATING ENGINEER - JOURNEYMAN	Journey Worker	0.00			0.00	0.00	0.00	0.00	0.00								0	0	0	0
	Apprentice	0.00				0.00	0.00			0.00	0.00	0.00	0.00				0	0	0	0
	Trainee	0.00				0.00	0.00			0.00	0.00	0.00	0.00				0	0	0	0
	<b>Sub-Total</b>	<b>0.00</b>	<b>0.00</b>	<b>0.00</b>	<b>0.00</b>	<b>0.00</b>	<b>0.00</b>	<b>0.00</b>	<b>0.00 %</b>	<b>0.00 %</b>	<b>0</b>	<b>0</b>	<b>0</b>	<b>0</b>						
OPERATING ENGINEER (HY)	Journey Worker	0.00	0.00	0.00	0.00	0.00	0.00	0.00	0.00	0.00	0.00	0.00	0.00			0	0	0	0	
	Apprentice	48.50	0.00	0.00	0.00	40.50	0.00	0.00	0.00	0.00	0.00	0.00	0.00			2	0	1	0	
	Trainee	0.00	0.00	0.00	0.00	0.00	0.00	0.00	0.00	0.00	0.00	0.00	0.00			0	0	0	0	
	<b>Sub-Total</b>	<b>48.50</b>	<b>0.00</b>	<b>40.50</b>	<b>0.00</b>	<b>0.00</b>	<b>0.00</b>	<b>0.00</b>	<b>83.51 %</b>	<b>0.00 %</b>	<b>2</b>	<b>1</b>	<b>0</b>	<b>0</b>						


13. Date Signed



FORM CC-257 Monthly Employment Classification Report by Contractor

U.S. Department of Labor  
Employment Standards Administration  
Office of Federal Contract Compliance Programs

Report Date: 10/23/2017  
Report By: Calendar Date



<b>Total Journey Worker</b>	28,605.00	51.00	523.50	0.00	14,004.00	25.50	0.00	0.00	32.00	0.00	8.50	25.50			73	2	33	1
<b>Total Apprentices</b>	856.50	0.00	0.00	0.00	115.00	0.00	0.00	0.00	0.00	0.00	0.00	0.00			8	0	2	0
<b>Total Trainees</b>	0.00	0.00	0.00	0.00	0.00	0.00	0.00	0.00	0.00	0.00	0.00	0.00			0	0	0	0
<b>Grand Total</b>	<b>29,512.50</b>		<b>523.50</b>		<b>14,144.50</b>		<b>0.00</b>		<b>32.00</b>		<b>34.00</b>		<b>49.81 %</b>	<b>0.17 %</b>	<b>83</b>		<b>36</b>	

1

**T E I**



FORM CC-257 Monthly Employment Report by Contractor

U.S. Department of Labor  
 Employment Standards Administration  
 Office of Federal Contract Compliance Programs

Report Date: 10/23/2017

Report By: Calendar Date

1. Covered Area (SMSA or EA)	2. Employers I.D. No.	Name and Location of Contractor Martin Precast Services, 1906 Industrial Park Rd, Rock Falls, IL, 61071												OMB No. 1215-01633					
3. Current Goals Minority Female	4. Reporting Period From 9/1/2015 to 9/30/2017	This Report is required by Executive Order 11246, Sec. 203. Failure to report can result in contracts being cancelled, terminated, or suspended in whole or in part and the contractor may be declared ineligible for further Government contracts of federally assisted construction contracts.												Federal Funding Agency					
5. <b>CONSTRUCTION</b>	Classifications	<b>6. TOTAL FEDERAL &amp; NON-FEDERAL CONSTRUCTION WORK HOURS</b>												9.		10.			
		6a.		6b.		6c.		6d.		6e.		6f.		7.	8.	M	F	M	F
		M	F	M	F	M	F	M	F	M	F	M	F						
BRICKLAYER	Journey Worker	1,978.00	0.00	0.00	0.00	1,978.00	0.00	0.00	0.00	0.00	0.00	0.00	0.00			3	0	3	0
	Apprentice	0.00	0.00	0.00	0.00	0.00	0.00	0.00	0.00	0.00	0.00	0.00	0.00			0	0	0	0
	Trainee	0.00	0.00	0.00	0.00	0.00	0.00	0.00	0.00	0.00	0.00	0.00	0.00			0	0	0	0
	<b>Sub-Total</b>	<b>1,978.00</b>		<b>0.00</b>		<b>1,978.00</b>		<b>0.00</b>		<b>0.00</b>		<b>0.00</b>		<b>100.00 %</b>	<b>0.00 %</b>	<b>3</b>		<b>3</b>	
CEMENT MASON - LOCAL 502	Journey Worker	398.50	0.00	115.50	0.00	164.50	0.00	0.00	0.00	0.00	0.00	68.50	0.00			9	0	3	0
	Apprentice							0.00	0.00	0.00	0.00	0.00	0.00				0	0	0
	Trainee							0.00	0.00	0.00	0.00	0.00	0.00				0	0	0
	<b>Sub-Total</b>	<b>398.50</b>		<b>115.50</b>		<b>164.50</b>		<b>0.00</b>		<b>0.00</b>		<b>68.50</b>		<b>70.26 %</b>	<b>0.00 %</b>	<b>9</b>		<b>3</b>	
CEMENT MASON/CONCRETE FINISHER	Journey Worker							0.00	0.00	0.00	0.00	0.00	0.00				1	2	0
	Apprentice	0.00			0.00	0.00	0.00	0.00	0.00	0.00	0.00	0.00	0.00				0	0	0
	Trainee	0.00			0.00	0.00	0.00	0.00	0.00	0.00	0.00	0.00	0.00				0	0	0
	<b>Sub-Total</b>	<b>1,525.50</b>		<b>219.00</b>		<b>486.50</b>		<b>0.00</b>		<b>0.00</b>		<b>0.00</b>		<b>46.25 %</b>	<b>50.48 %</b>	<b>5</b>		<b>2</b>	
LABORER - JOURNEYMAN	Journey Worker	808.50			0.00	808.50	429.00	0.00	0.00	0.00	0.00	0.00	0.00				1	4	1
	Apprentice	0.00			0.00	0.00	0.00	0.00	0.00	0.00	0.00	0.00	0.00				0	0	0
	Trainee	0.00			0.00	0.00	0.00	0.00	0.00	0.00	0.00	0.00	0.00				0	0	0
	<b>Sub-Total</b>	<b>1,237.50</b>		<b>0.00</b>		<b>1,237.50</b>		<b>0.00</b>		<b>0.00</b>		<b>0.00</b>		<b>100.00 %</b>	<b>34.67 %</b>	<b>5</b>		<b>5</b>	
<b>Total Journey Worker</b>		3,940.50			0.00	3,437.50	429.00	0.00	0.00	0.00	0.00	68.50	0.00			22	2	12	1
<b>Total Apprentices</b>		0.00			0.00	0.00	0.00	0.00	0.00	0.00	0.00	0.00	0.00				0	0	0
<b>Total Trainees</b>		0.00			0.00	0.00	0.00	0.00	0.00	0.00	0.00	0.00	0.00				0	0	0
<b>Grand Total</b>		<b>5,139.50</b>		<b>334.50</b>		<b>3,866.50</b>		<b>0.00</b>		<b>0.00</b>		<b>68.50</b>		<b>81.74 %</b>	<b>23.33 %</b>	<b>22</b>		<b>13</b>	



FORM CC-257 Monthly Employment Report by Contractor

Report Date: 10/23/2017

Report By: Calendar Date

1. Covered Area (SMSA or EA)	2. Employers I.D. No.	Name and Location of Contractor Meccor Industries, LTD, 3933 Oakton, Skokie, IL, 60076												OMB No. 1215-01633							
3. Current Goals Minority Female	4. Reporting Period From 9/1/2015 to 9/30/2017	This Report is required by Executive Order 11246, Sec. 203. Failure to report can result in contracts being cancelled, terminated, or suspended in whole or in part and the contractor may be declared ineligible for further Government contracts of federally assisted construction contracts.												Federal Funding Agency							
5.  CONSTRUCTION	Classifications	6. TOTAL FEDERAL & NON-FEDERAL CONSTRUCTION WORK HOURS												9.		10.					
		6a.		6b.		6c.		6d.		6e.		6f.		7.		8.		M	F	M	F
		M	F	M	F	M	F	M	F	M	F	M	F								
CARPENTER	Journey Worker	2,353.00	528.00	0.00	528.00	0.00	0.00	0.00	0.00	0.00	0.00	0.00	0.00					3	1	0	1
	Apprentice	0.00	0.00	0.00	0.00	0.00	0.00	0.00	0.00	0.00	0.00	0.00	0.00					0	0	0	0
	Trainee	0.00	0.00	0.00	0.00	0.00	0.00	0.00	0.00	0.00	0.00	0.00	0.00					0	0	0	0
	<b>Sub-Total</b>	<b>2,881.00</b>		<b>528.00</b>		<b>0.00</b>		<b>0.00</b>		<b>0.00</b>		<b>0.00</b>		<b>0.00</b>		<b>18.33 %</b>	<b>18.33 %</b>	<b>4</b>		<b>1</b>	
LABORER (BUILDING and RESIDENTIAL)	Journey Worker	213.00	0.00	213.00	0.00	0.00	0.00	0.00	0.00	0.00	0.00	0.00	0.00					1	0	1	0
	Apprentice							0.00	0.00	0.00	0.00	0.00	0.00						0	0	0
	Trainee							0.00	0.00	0.00	0.00	0.00	0.00						0	0	0
	<b>Sub-Total</b>	<b>213.00</b>		<b>213.00</b>		<b>0.00</b>		<b>0.00</b>		<b>0.00</b>		<b>0.00</b>		<b>100.00 %</b>	<b>0.00 %</b>	<b>1</b>		<b>1</b>			
<b>Total Journey Worker</b>		<b>2,568.00</b>		<b>528.00</b>		<b>0.00</b>		<b>0.00</b>		<b>0.00</b>		<b>0.00</b>							<b>1</b>	<b>1</b>	<b>1</b>
<b>Total Apprentices</b>		<b>0.00</b>		<b>0.00</b>		<b>0.00</b>		<b>0.00</b>		<b>0.00</b>		<b>0.00</b>							<b>0</b>	<b>0</b>	<b>0</b>
<b>Total Trainees</b>		<b>0.00</b>		<b>0.00</b>		<b>0.00</b>		<b>0.00</b>		<b>0.00</b>		<b>0.00</b>							<b>0</b>	<b>0</b>	<b>0</b>
<b>Grand Total</b>		<b>3,094.00</b>		<b>741.00</b>		<b>0.00</b>		<b>0.00</b>		<b>0.00</b>		<b>0.00</b>		<b>23.95 %</b>	<b>17.07 %</b>	<b>5</b>		<b>2</b>			

E



FORM CC-257 Monthly Employment Report by Contractor

Report Date: 10/23/2017

Report By: Calendar Date

1. Covered Area (SMSA or EA)	2. Employers I.D. No.	Name and Location of Contractor Mechanical Test & Balance Inc., 13113 Delaware Street, Crown Point, IN, 46307												OMB No. 1215-01633					
3. Current Goals Minority Female	4. Reporting Period From 9/1/2015 to 9/30/2017	This Report is required by Executive Order 11246, Sec. 203. Failure to report can result in contracts being cancelled, terminated, or suspended in whole or in part and the contractor may be declared ineligible for further Government contracts of federally assisted construction contracts.												Federal Funding Agency					
5. <b>CONSTRUCTION</b>	Classifications	<b>6. TOTAL FEDERAL &amp; NON-FEDERAL CONSTRUCTION WORK HOURS</b>												9.		10.			
		6a. Total Hours		6b. Federal		6c. Non-Federal		6d. Apprentices		6e. Trainees		6f. Total		7.	8.	M	F	M	F
		M	F	M	F	M	F	M	F	M	F	M	F						
ASBESTOS WORKER/INSULATOR	Journey Worker	48.00	0.00	0.00	0.00	0.00	0.00	0.00	0.00	0.00	0.00	0.00	0.00			1	0	0	0
	Apprentice	0.00	0.00	0.00	0.00	0.00	0.00	0.00	0.00	0.00	0.00	0.00	0.00			0	0	0	0
	Trainee	0.00	0.00	0.00	0.00	0.00	0.00	0.00	0.00	0.00	0.00	0.00	0.00			0	0	0	0
	<b>Sub-Total</b>	<b>48.00</b>	<b>0.00</b>	<b>0.00</b>	<b>0.00</b>	<b>0.00</b>	<b>0.00</b>	<b>0.00</b>	<b>0.00</b>	<b>0.00</b>	<b>0.00</b>	<b>0.00</b>	<b>0.00</b>	<b>0.00 %</b>	<b>0.00 %</b>	<b>1</b>	<b>0</b>	<b>0</b>	<b>0</b>
SHEET METAL WORKER	Journey Worker	188.00	0.00	0.00	0.00	0.00	0.00	0.00	0.00	0.00	0.00	0.00	0.00			5	0	0	0
	Apprentice	0.00	0.00	0.00	0.00	0.00	0.00	0.00	0.00	0.00	0.00	0.00	0.00			0	0	0	0
	Trainee	0.00	0.00	0.00	0.00	0.00	0.00	0.00	0.00	0.00	0.00	0.00	0.00			0	0	0	0
	<b>Sub-Total</b>	<b>188.00</b>	<b>0.00</b>	<b>0.00</b>	<b>0.00</b>	<b>0.00</b>	<b>0.00</b>	<b>0.00</b>	<b>0.00</b>	<b>0.00</b>	<b>0.00</b>	<b>0.00</b>	<b>0.00</b>	<b>0.00 %</b>	<b>0.00 %</b>	<b>5</b>	<b>0</b>	<b>0</b>	<b>0</b>
<b>Total Journey Worker</b>		<b>236.00</b>	<b>0.00</b>	<b>0.00</b>	<b>0.00</b>	<b>0.00</b>	<b>0.00</b>	<b>0.00</b>	<b>0.00</b>	<b>0.00</b>	<b>0.00</b>	<b>0.00</b>	<b>0.00</b>			<b>6</b>	<b>0</b>	<b>0</b>	<b>0</b>
<b>Total Apprentices</b>		<b>0.00</b>	<b>0.00</b>	<b>0.00</b>	<b>0.00</b>	<b>0.00</b>	<b>0.00</b>	<b>0.00</b>	<b>0.00</b>	<b>0.00</b>	<b>0.00</b>	<b>0.00</b>	<b>0.00</b>			<b>0</b>	<b>0</b>	<b>0</b>	<b>0</b>
<b>Total Trainees</b>		<b>0.00</b>	<b>0.00</b>	<b>0.00</b>	<b>0.00</b>	<b>0.00</b>	<b>0.00</b>	<b>0.00</b>	<b>0.00</b>	<b>0.00</b>	<b>0.00</b>	<b>0.00</b>	<b>0.00</b>			<b>0</b>	<b>0</b>	<b>0</b>	<b>0</b>
<b>Grand Total</b>		<b>236.00</b>	<b>0.00</b>	<b>0.00</b>	<b>0.00</b>	<b>0.00</b>	<b>0.00</b>	<b>0.00</b>	<b>0.00</b>	<b>0.00</b>	<b>0.00</b>	<b>0.00</b>	<b>0.00 %</b>	<b>0.00 %</b>	<b>6</b>	<b>0</b>	<b>0</b>	<b>0</b>	<b>0</b>

E



FORM CC-257 Monthly Employment Report by Contractor

U.S. Department of Labor  
 Employment Standards Administration  
 Office of Federal Contract Compliance Programs

Report Date: 10/23/2017

Report By: Calendar Date

1. Covered Area (SMSA or EA)	2. Employers I.D. No.	Name and Location of Contractor Mechanical, Inc., PO Box 690, Freeport, IL, 61032												OMB No. 1215-01633					
3. Current Goals Minority Female	4. Reporting Period From 9/1/2015 to 9/30/2017	This Report is required by Executive Order 11246, Sec. 203. Failure to report can result in contracts being cancelled, terminated, or suspended in whole or in part and the contractor may be declared ineligible for further Government contracts of federally assisted construction contracts.												Federal Funding Agency					
5. <b>CONSTRUCTION TRADE</b>	Classifications	<b>6. TOTAL FEDERAL &amp; NON-FEDERAL CONSTRUCTION WORK HOURS</b>												9. Total Number of Employees		10. Total Number of Minority Employees			
		6a. Total All Employees By Trade		6b. Black (Not of Hispanic Origin)		6c. Hispanic		6d. Asian or Pacific Islander		6e. American Indian or Native		6f. Other						7. Minority Percentage	8. Female Percentage
		M	F	M	F	M	F	M	F	M	F	M	F						
PIPE FITTER	Journey Worker	0.00	0.00	0.00	0.00	0.00	0.00	0.00	0.00	0.00	0.00	0.00	0.00			0	0	0	0
	Apprentice	365.00	0.00	266.00	0.00	0.00	0.00	0.00	0.00	0.00	0.00	0.00	0.00			2	0	1	0
	Trainee	0.00	0.00	0.00	0.00	0.00	0.00	0.00	0.00	0.00	0.00	0.00	0.00			0	0	0	0
	<b>Sub-Total</b>	<b>365.00</b>		<b>266.00</b>		<b>0.00</b>		<b>0.00</b>		<b>0.00</b>		<b>0.00</b>		<b>72.88 %</b>	<b>0.00 %</b>	<b>2</b>		<b>1</b>	
PIPEFITTER	Journey Worker	0.00	0.00	0.00	0.00	0.00	0.00	0.00	0.00	0.00	0.00	0.00	0.00			0	0	0	0
	Apprentice	2,785.00	0.00	1,504.00	0.00	0.00	0.00	0.00	0.00	0.00	0.00	0.00	0.00			2	0	1	0
	Trainee	0.00	0.00	0.00	0.00	0.00	0.00	0.00	0.00	0.00	0.00	0.00	0.00			0	0	0	0
	<b>Sub-Total</b>	<b>16,116.50</b>		<b>1,520.00</b>		<b>2,421.50</b>		<b>0.00</b>		<b>0.00</b>		<b>4.00</b>		<b>24.46 %</b>	<b>10.74 %</b>	<b>16</b>		<b>3</b>	
SHEET METAL	Journey Worker	0.00	0.00	0.00	0.00	0.00	0.00	0.00	0.00	0.00	0.00	0.00	0.00			0	0	0	0
	Apprentice	57.50	0.00	0.00	0.00	0.00	0.00	0.00	0.00	0.00	0.00	0.00	0.00			2	0	0	0
	Trainee	0.00	0.00	0.00	0.00	0.00	0.00	0.00	0.00	0.00	0.00	0.00	0.00			0	0	0	0
	<b>Sub-Total</b>	<b>57.50</b>		<b>0.00</b>		<b>0.00</b>		<b>0.00</b>		<b>0.00</b>		<b>0.00</b>		<b>0.00 %</b>	<b>0.00 %</b>	<b>2</b>		<b>0</b>	
SHEET METAL (Local 73)	Journey Worker	0.00	0.00	0.00	0.00	0.00	0.00	0.00	0.00	0.00	0.00	0.00	0.00			0	0	0	0
	Apprentice	32.00	0.00	0.00	0.00	0.00	0.00	0.00	0.00	0.00	0.00	0.00	0.00			3	0	0	0
	Trainee	0.00	0.00	0.00	0.00	0.00	0.00	0.00	0.00	0.00	0.00	0.00	0.00			0	0	0	0
	<b>Sub-Total</b>	<b>32.00</b>		<b>0.00</b>		<b>0.00</b>		<b>0.00</b>		<b>0.00</b>		<b>0.00</b>		<b>0.00 %</b>	<b>0.00 %</b>	<b>3</b>		<b>0</b>	
SHEET METAL WORKER	Journey Worker	483.00	0.00	0.00	92.00	0.00	0.00	0.00	0.00	0.00	0.00	0.00	0.00			0	0	2	0
	Apprentice	0.00	0.00	0.00	0.00	0.00	0.00	0.00	0.00	0.00	0.00	0.00	0.00			0	0	0	0
	Trainee	0.00	0.00	0.00	0.00	0.00	0.00	0.00	0.00	0.00	0.00	0.00	0.00			0	0	0	0
	<b>Sub-Total</b>	<b>483.00</b>		<b>16.00</b>		<b>92.00</b>		<b>0.00</b>		<b>0.00</b>		<b>0.00</b>		<b>22.36 %</b>	<b>0.00 %</b>	<b>8</b>		<b>2</b>	
<b>Total Journey Worker</b>		12,083.50		0.00	2,513.50	0.00	0.00	0.00	0.00	0.00	0.00	0.00	0.00			0	2	4	0
<b>Total Apprentices</b>		3,239.50		0.00	0.00	0.00	0.00	0.00	0.00	0.00	0.00	0.00	0.00			0	0	2	0
<b>Total Trainees</b>		0.00		0.00	0.00	0.00	0.00	0.00	0.00	0.00	0.00	0.00	0.00			0	0	0	0
<b>Grand Total</b>		<b>17,054.00</b>		<b>1,802.00</b>		<b>2,513.50</b>		<b>0.00</b>		<b>0.00</b>		<b>4.00</b>		<b>25.30 %</b>	<b>10.15 %</b>	<b>31</b>		<b>6</b>	



FORM CC-257 Monthly Employment Report by Contractor

U.S. Department of Labor  
 Employment Standards Administration  
 Office of Federal Contract Compliance Programs

Report Date: 10/23/2017

Report By: Calendar Date

1. Covered Area (SMSA or EA)	2. Employers I.D. No.	Name and Location of Contractor Mega Steel Corporation, P.O. Box 609, Franklin Park, IL, 60131												OMB No. 1215-01633							
3. Current Goals Minority Female	4. Reporting Period From 9/1/2015 to 9/30/2017	This Report is required by Executive Order 11246, Sec. 203. Failure to report can result in contracts being cancelled, terminated, or suspended in whole or in part and the contractor may be declared ineligible for further Government contracts of federally assisted construction contracts.												Federal Funding Agency							
5.  CONSTRUCTION	Classifications	6. TOTAL FEDERAL & NON-FEDERAL CONSTRUCTION WORK HOURS												9.		10.					
		6a. Total Hours		6b. Plant		6c. Shop		6d. Office		6e. Admin		6f. Other		7.		8.		M	F	M	F
IRONWORKER	Journey Worker	2,387.50	0.00	0.00	0.00	328.00	0.00	0.00	0.00	0.00	0.00	0.00	0.00					10	0	2	0
	Apprentice	0.00	0.00	0.00	0.00	0.00	0.00	0.00	0.00	0.00	0.00	0.00	0.00					0	0	0	0
	Trainee	0.00	0.00	0.00	0.00	0.00	0.00	0.00	0.00	0.00	0.00	0.00	0.00					0	0	0	0
	<b>Sub-Total</b>	<b>2,387.50</b>	<b>0.00</b>	<b>0.00</b>	<b>0.00</b>	<b>328.00</b>	<b>0.00</b>	<b>0.00</b>	<b>0.00</b>	<b>0.00</b>	<b>0.00</b>	<b>0.00</b>	<b>0.00</b>	<b>13.74 %</b>	<b>0.00 %</b>	<b>10</b>	<b>2</b>				
<b>Total Journey Worker</b>		<b>2,387.50</b>	<b>0.00</b>	<b>0.00</b>	<b>0.00</b>	<b>328.00</b>	<b>0.00</b>	<b>0.00</b>	<b>0.00</b>	<b>0.00</b>	<b>0.00</b>	<b>0.00</b>	<b>0.00</b>					<b>10</b>	<b>0</b>	<b>2</b>	<b>0</b>
<b>Total Apprentices</b>								<b>0.00</b>	<b>0.00</b>	<b>0.00</b>	<b>0.00</b>	<b>0.00</b>	<b>0.00</b>					<b>0</b>	<b>0</b>	<b>0</b>	<b>0</b>
<b>Total Trainees</b>								<b>0.00</b>	<b>0.00</b>	<b>0.00</b>	<b>0.00</b>	<b>0.00</b>	<b>0.00</b>					<b>0</b>	<b>0</b>	<b>0</b>	<b>0</b>
<b>Grand Total</b>		<b>2,387.50</b>	<b>0.00</b>	<b>0.00</b>	<b>0.00</b>	<b>328.00</b>	<b>0.00</b>	<b>0.00</b>	<b>0.00</b>	<b>0.00</b>	<b>0.00</b>	<b>0.00</b>	<b>13.74 %</b>	<b>0.00 %</b>	<b>10</b>	<b>2</b>					

[Redacted Signature Area]

[Redacted Signature Area]

**SECRET**




FORM CC-257 Monthly Employment Report by Contractor

Report Date: 10/23/2017

Report By: Calendar Date

1. Covered Area (SMSA or EA)	2. Employers I.D. No.	Name and Location of Contractor METROMEX CONTRACTORS, INC., 9550 SERGO DRIVE, SUITE 100, McCOOK, IL, 60525												OMB No. 1215-01633							
3. Current Goals Minority Female	4. Reporting Period From 9/1/2015 to 9/30/2017	This Report is required by Executive Order 11246, Sec. 203. Failure to report can result in contracts being cancelled, terminated, or suspended in whole or in part and the contractor may be declared ineligible for further Government contracts of federally assisted construction contracts.												Federal Funding Agency							
5.  CONSTRUCTION	Classifications	6. TOTAL FEDERAL & NON-FEDERAL CONSTRUCTION WORK HOURS												9.		10.					
		6a.		6b.		6c.		6d.		6e.		6f.		7.		8.		9.		10.	
		M	F	M	F	M	F	M	F	M	F	M	F					M	F	M	F
LABORER (HEAVY and HIGHWAY)	Journey Worker	111.50	0.00	0.00	0.00	102.00	0.00	0.00	0.00	0.00	0.00	0.00	0.00					8	0	7	0
	Apprentice	0.00	0.00	0.00	0.00	0.00	0.00	0.00	0.00	0.00	0.00	0.00	0.00					0	0	0	0
	Trainee	0.00	0.00	0.00	0.00	0.00	0.00	0.00	0.00	0.00	0.00	0.00	0.00					0	0	0	0
	Sub-Total	111.50		0.00		102.00		0.00		0.00		0.00		91.48 %	0.00 %	8		7			
POWER EQUIPMENT OPERATOR (HEAVY AND HIGHWAY CONSTRUCTION)	Journey Worker	72.00	0.00	0.00	0.00	18.00	0.00	0.00	0.00	0.00	0.00	18.00	0.00					4	0	1	0
	Apprentice							0.00	0.00	0.00	0.00	0.00	0.00						0	0	0
	Trainee							0.00	0.00	0.00	0.00	0.00	0.00						0	0	0
	Sub-Total	72.00		0.00		18.00		0.00		0.00		18.00		25.00 %	0.00 %	4		1			
TRUCK DRIVER (HEAVY AND HIGHWAY)	Journey Worker							0.00	0.00	0.00	0.00	0.00	0.00						0	1	0
	Apprentice	0.00			0.00	0.00	0.00	0.00	0.00	0.00	0.00	0.00	0.00						0	0	0
	Trainee	0.00			0.00	0.00	0.00	0.00	0.00	0.00	0.00	0.00	0.00						0	0	0
	Sub-Total	19.50		0.00		19.50		0.00		0.00		0.00		100.00 %	0.00 %	1		1			
Total Journey Worker		203.00			0.00	139.50	0.00	0.00		0.00		18.00						13	0	9	0
Total Apprentices		0.00			0.00	0.00	0.00	0.00		0.00		0.00							0	0	0
Total Trainees		0.00			0.00	0.00	0.00	0.00		0.00		0.00							0	0	0
Grand Total		203.00		0.00		139.50		0.00		0.00		18.00		68.72 %	0.00 %	13		9			







FORM CC-257 Monthly Employment Report by Contractor

Report Date: 10/23/2017

Report By: Calendar Date

1. Covered Area (SMSA or EA)	2. Employers I.D. No.	Name and Location of Contractor Metropolitan Steel, Inc., 1931 E. 177th Street, Lansing, IL, 60438												OMB No. 1215-01633							
3. Current Goals Minority Female	4. Reporting Period From 9/1/2015 to 9/30/2017	This Report is required by Executive Order 11246, Sec. 203. Failure to report can result in contracts being cancelled, terminated, or suspended in whole or in part and the contractor may be declared ineligible for further Government contracts of federally assisted construction contracts.												Federal Funding Agency							
5. <b>CONSTRUCTION TRADE</b>	Classifications	<b>6. TOTAL FEDERAL &amp; NON-FEDERAL CONSTRUCTION WORK HOURS</b>												9. Total Number of Employees	10. Total Number of Minority Employees						
		6a. Total All Employees By Trade		6b. Black (Not of Hispanic Origin)		6c. Hispanic		6d. Asian or Pacific Islander		6e. American Indian or Native		6f. Other				7. Minority Percentage	8. Female Percentage	9. Total Number of Employees		10. Total Number of Minority Employees	
		M	F	M	F	M	F	M	F	M	F	M	F					M	F	M	F
IRONWORKER	Journey Worker	7,259.00	150.00	245.50	150.00	464.00	0.00	0.00	0.00	103.00	0.00	930.00	0.00			40	1	6	1		
	Apprentice	82.00	0.00	0.00	0.00	0.00	0.00	0.00	0.00	0.00	0.00	0.00	0.00			1	0	0	0		
	Trainee	0.00	0.00	0.00	0.00	0.00	0.00	0.00	0.00	0.00	0.00	0.00	0.00			0	0	0	0		
	<b>Subtotal</b>	<b>7,491.00</b>		<b>395.50</b>		<b>464.00</b>		<b>0.00</b>		<b>103.00</b>		<b>930.00</b>		<b>12.85 %</b>	<b>2.00 %</b>	<b>42</b>		<b>7</b>			
<b>Total Journey Worker</b>																40	1	6	1		
<b>Total Apprentices</b>																	0	0	0		
<b>Total Trainees</b>																	0	0	0		
<b>Grand Total</b>		<b>7,491.00</b>		<b>395.50</b>		<b>464.00</b>		<b>0.00</b>		<b>103.00</b>		<b>930.00</b>		<b>12.85 %</b>	<b>2.00 %</b>	<b>42</b>		<b>7</b>			

E



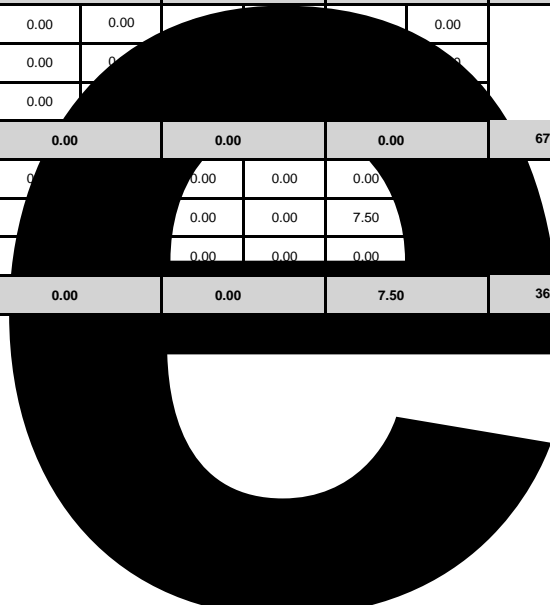
FORM CC-257 Monthly Employment Report by Contractor

U.S. Department of Labor  
 Employment Standards Administration  
 Office of Federal Contract Compliance Programs

Report Date: 10/23/2017

Report By: Calendar Date

1. Covered Area (SMSA or EA)	2. Employers I.D. No.	Name and Location of Contractor Meyer Concrete Pumping & Conveyor Service, LLC, P.O. Box 296, Libertyville, IL, 60048												OMB No. 1215-01633									
3. Current Goals Minority Female	4. Reporting Period From 9/1/2015 to 9/30/2017	This Report is required by Executive Order 11246, Sec. 203. Failure to report can result in contracts being cancelled, terminated, or suspended in whole or in part and the contractor may be declared ineligible for further Government contracts of federally assisted construction contracts.												Federal Funding Agency									
5. <b>CONSTRUCTION TRADE</b>	Classifications	<b>6. TOTAL FEDERAL &amp; NON-FEDERAL CONSTRUCTION WORK HOURS</b>												9. Total Number of Employees		10. Total Number of Minority Employees							
		6a. Total All Employees By Trade		6b. Black (Not of Hispanic Origin)		6c. Hispanic		6d. Asian or Pacific Islander		6e. American Indian or Native		6f. Other						7. Minority Percentage	8. Female Percentage	Total Number of Employees		Total Number of Minority Employees	
		M	F	M	F	M	F	M	F	M	F	M	F							M	F	M	F
AREA 1 BLDG	Journey Worker	0.00	0.00	0.00	0.00	0.00	0.00	0.00	0.00	0.00	0.00	0.00	0.00			0	0	0	0				
	Apprentice	7.50	0.00	0.00	0.00	0.00	0.00	0.00	0.00	0.00	0.00	7.50	0.00			1	0	0	0				
	Trainee	0.00	0.00	0.00	0.00	0.00	0.00	0.00	0.00	0.00	0.00	0.00	0.00			0	0	0	0				
	<b>Sub-Total</b>	7.50		0.00		0.00		0.00		0.00		7.50		0.00 %	0.00 %	1		0					
OPERATING ENGINEER (HY)	Journey Worker							0.00	0.00	0.00	0.00	0.00	0.00				0	0	0				
	Apprentice	101.00						0.00	0.00	0.00	0.00	0.00	0.00			1	0	0	0				
	Trainee							0.00	0.00	0.00	0.00	0.00	0.00				0	0	0				
	<b>Sub-Total</b>	101.00		0.00		0.00		0.00		0.00		0.00		0.00 %	0.00 %	1		0					
Power Equipment Operator Building & Residential	Journey Worker	126.00			0.00	84.50	0.00	0.00	0.00	0.00	0.00	0.00	0.00				0	2	0				
	Apprentice	0.00			0.00	0.00	0.00	0.00	0.00	0.00	0.00	0.00	0.00				0	0	0				
	Trainee	0.00			0.00	0.00	0.00	0.00	0.00	0.00	0.00	0.00	0.00				0	0	0				
	<b>Sub-Total</b>	126.00		0.00		84.50		0.00		0.00		0.00		67.06 %	0.00 %	6		2					
<b>Total Journey Worker</b>		126.00				84.50		0.00		0.00		0.00				0		2					
<b>Total Apprentices</b>		108.50				0.00		0.00		0.00		7.50				0		0					
<b>Total Trainees</b>		0.00				0.00		0.00		0.00		0.00				0		0					
<b>Grand Total</b>		234.50		0.00		84.50		0.00		0.00		7.50		36.03 %	0.00 %	8		2					





FORM CC-257 Monthly Employment Report by Contractor

Report Date: 10/23/2017

Report By: Calendar Date

1. Covered Area (SMSA or EA)	2. Employers I.D. No.	Name and Location of Contractor Midwest Chlorinating & Testing, 420 S. Western Avenue, Bartlett, IL, 60103												OMB No. 1215-01633					
3. Current Goals Minority Female	4. Reporting Period From 9/1/2015 to 9/30/2017	This Report is required by Executive Order 11246, Sec. 203. Failure to report can result in contracts being cancelled, terminated, or suspended in whole or in part and the contractor may be declared ineligible for further Government contracts of federally assisted construction contracts.												Federal Funding Agency					
5.  CONSTRUCTION	Classifications	6. TOTAL FEDERAL & NON-FEDERAL CONSTRUCTION WORK HOURS												9.		10.			
		6a. Total Hours		6b. Federal		6c. Non-Federal		6d. Apprentices		6e. Trainees		6f. Total		7.	8.	M	F	M	F
LABORER (HEAVY & HIGHWAY)	Journey Worker	31.50	0.00	0.00	0.00	8.50	0.00	0.00	0.00	0.00	0.00	0.00	0.00			2	0	1	0
	Apprentice	0.00	0.00	0.00	0.00	0.00	0.00	0.00	0.00	0.00	0.00	0.00	0.00			0	0	0	0
	Trainee	0.00	0.00	0.00	0.00	0.00	0.00	0.00	0.00	0.00	0.00	0.00	0.00			0	0	0	0
	<b>Sub-Total</b>	<b>31.50</b>	<b>0.00</b>	<b>0.00</b>	<b>0.00</b>	<b>8.50</b>	<b>0.00</b>	<b>0.00</b>	<b>0.00</b>	<b>0.00</b>	<b>0.00</b>	<b>0.00</b>	<b>0.00</b>	<b>26.98 %</b>	<b>0.00 %</b>	<b>2</b>	<b>0</b>	<b>1</b>	<b>0</b>
LABORER (TUNNEL AND SEWER)	Journey Worker	23.00	0.00	0.00	0.00	0.00	0.00	0.00	0.00	0.00	0.00	0.00	0.00			2	0	0	0
	Apprentice	0.00	0.00	0.00	0.00	0.00	0.00	0.00	0.00	0.00	0.00	0.00	0.00			0	0	0	0
	Trainee	0.00	0.00	0.00	0.00	0.00	0.00	0.00	0.00	0.00	0.00	0.00	0.00			0	0	0	0
	<b>Sub-Total</b>	<b>23.00</b>	<b>0.00</b>	<b>0.00</b>	<b>0.00</b>	<b>0.00</b>	<b>0.00</b>	<b>0.00</b>	<b>0.00</b>	<b>0.00</b>	<b>0.00</b>	<b>0.00</b>	<b>0.00</b>	<b>0.00 %</b>	<b>0.00 %</b>	<b>2</b>	<b>0</b>	<b>0</b>	<b>0</b>
<b>Total Journey Worker</b>		<b>54.50</b>	<b>0.00</b>	<b>0.00</b>	<b>0.00</b>	<b>8.50</b>	<b>0.00</b>	<b>0.00</b>	<b>0.00</b>	<b>0.00</b>	<b>0.00</b>	<b>0.00</b>	<b>0.00</b>			<b>4</b>	<b>0</b>	<b>1</b>	<b>0</b>
<b>Total Apprentices</b>		<b>0.00</b>	<b>0.00</b>	<b>0.00</b>	<b>0.00</b>	<b>0.00</b>	<b>0.00</b>	<b>0.00</b>	<b>0.00</b>	<b>0.00</b>	<b>0.00</b>	<b>0.00</b>	<b>0.00</b>			<b>0</b>	<b>0</b>	<b>0</b>	<b>0</b>
<b>Total Trainees</b>		<b>0.00</b>	<b>0.00</b>	<b>0.00</b>	<b>0.00</b>	<b>0.00</b>	<b>0.00</b>	<b>0.00</b>	<b>0.00</b>	<b>0.00</b>	<b>0.00</b>	<b>0.00</b>	<b>0.00</b>			<b>0</b>	<b>0</b>	<b>0</b>	<b>0</b>
<b>Grand Total</b>		<b>54.50</b>	<b>0.00</b>	<b>0.00</b>	<b>0.00</b>	<b>8.50</b>	<b>0.00</b>	<b>0.00</b>	<b>0.00</b>	<b>0.00</b>	<b>0.00</b>	<b>0.00</b>	<b>15.60 %</b>	<b>0.00 %</b>	<b>4</b>	<b>0</b>	<b>1</b>	<b>0</b>	<b>0</b>

E



FORM CC-257 Monthly Employment Report by Contractor

Report Date: 10/23/2017

Report By: Calendar Date

1. Covered Area (SMSA or EA)	2. Employers I.D. No.	Name and Location of Contractor Midwest Fence Corporation, 900 W. Kedzie Ave, Chicago, IL, 60651												OMB No. 1215-01633					
3. Current Goals Minority Female	4. Reporting Period From 9/1/2015 to 9/30/2017	This Report is required by Executive Order 11246, Sec. 203. Failure to report can result in contracts being cancelled, terminated, or suspended in whole or in part and the contractor may be declared ineligible for further Government contracts of federally assisted construction contracts.												Federal Funding Agency					
5. <b>CONSTRUCTION</b>	Classifications	<b>6. TOTAL FEDERAL &amp; NON-FEDERAL CONSTRUCTION WORK HOURS</b>												9.		10.			
		6a. Total Hours		6b. Federal		6c. Non-Federal		6d. Apprentices		6e. Trainees		6f. Total		7.	8.	M	F	M	F
FENCE ERECTOR	Journey Worker	70.00	0.00	0.00	0.00	70.00	0.00	0.00	0.00	0.00	0.00	0.00	0.00			1	0	1	0
	Apprentice	0.00	0.00	0.00	0.00	0.00	0.00	0.00	0.00	0.00	0.00	0.00	0.00			0	0	0	0
	Trainee	0.00	0.00	0.00	0.00	0.00	0.00	0.00	0.00	0.00	0.00	0.00	0.00			0	0	0	0
	<b>Sub-Total</b>	<b>70.00</b>	<b>0.00</b>	<b>0.00</b>	<b>0.00</b>	<b>70.00</b>	<b>0.00</b>	<b>0.00</b>	<b>0.00</b>	<b>0.00</b>	<b>0.00</b>	<b>0.00</b>	<b>0.00</b>	<b>100.00 %</b>	<b>0.00 %</b>	<b>1</b>	<b>0</b>	<b>1</b>	<b>0</b>
IRONWORKER	Journey Worker	183.50	0.00	0.00	0.00	183.50	0.00	0.00	0.00	0.00	0.00	0.00	0.00			3	0	3	0
	Apprentice	0.00	0.00	0.00	0.00	0.00	0.00	0.00	0.00	0.00	0.00	0.00	0.00			0	0	0	0
	Trainee	0.00	0.00	0.00	0.00	0.00	0.00	0.00	0.00	0.00	0.00	0.00	0.00			0	0	0	0
	<b>Sub-Total</b>	<b>183.50</b>	<b>0.00</b>	<b>0.00</b>	<b>0.00</b>	<b>183.50</b>	<b>0.00</b>	<b>0.00</b>	<b>0.00</b>	<b>0.00</b>	<b>0.00</b>	<b>0.00</b>	<b>0.00</b>	<b>100.00 %</b>	<b>0.00 %</b>	<b>3</b>	<b>0</b>	<b>3</b>	<b>0</b>
POWER EQUIPMENT OPERATOR	Journey Worker	0.00	0.00	0.00	0.00	0.00	0.00	0.00	0.00	0.00	0.00	0.00	0.00			0	0	1	0
	Apprentice	0.00	0.00	0.00	0.00	0.00	0.00	0.00	0.00	0.00	0.00	0.00	0.00			0	0	0	0
	Trainee	0.00	0.00	0.00	0.00	0.00	0.00	0.00	0.00	0.00	0.00	0.00	0.00			0	0	0	0
	<b>Sub-Total</b>	<b>10.75</b>	<b>0.00</b>	<b>0.00</b>	<b>0.00</b>	<b>10.75</b>	<b>0.00</b>	<b>0.00</b>	<b>0.00</b>	<b>0.00</b>	<b>0.00</b>	<b>0.00</b>	<b>0.00</b>	<b>100.00 %</b>	<b>0.00 %</b>	<b>1</b>	<b>0</b>	<b>1</b>	<b>0</b>
POWER EQUIPMENT OPERATOR (HEAVY AND HIGHWAY CONSTRUCTION)	Journey Worker	1.50	0.00	0.00	0.00	1.50	0.00	0.00	0.00	0.00	0.00	0.00	0.00			0	0	1	0
	Apprentice	0.00	0.00	0.00	0.00	0.00	0.00	0.00	0.00	0.00	0.00	0.00	0.00			0	0	0	0
	Trainee	0.00	0.00	0.00	0.00	0.00	0.00	0.00	0.00	0.00	0.00	0.00	0.00			0	0	0	0
	<b>Sub-Total</b>	<b>1.50</b>	<b>0.00</b>	<b>0.00</b>	<b>0.00</b>	<b>1.50</b>	<b>0.00</b>	<b>0.00</b>	<b>0.00</b>	<b>0.00</b>	<b>0.00</b>	<b>0.00</b>	<b>0.00</b>	<b>100.00 %</b>	<b>0.00 %</b>	<b>1</b>	<b>0</b>	<b>1</b>	<b>0</b>
<b>Total Journey Worker</b>		265.75	0.00	0.00	0.00	265.75	0.00	0.00	0.00	0.00	0.00	0.00	0.00	100.00 %	0.00 %	6	0	6	0
<b>Total Apprentices</b>		0.00	0.00	0.00	0.00	0.00	0.00	0.00	0.00	0.00	0.00	0.00	0.00	100.00 %	0.00 %	0	0	0	0
<b>Total Trainees</b>		0.00	0.00	0.00	0.00	0.00	0.00	0.00	0.00	0.00	0.00	0.00	0.00	100.00 %	0.00 %	0	0	0	0
<b>Grand Total</b>		<b>265.75</b>	<b>0.00</b>	<b>0.00</b>	<b>0.00</b>	<b>265.75</b>	<b>0.00</b>	<b>0.00</b>	<b>0.00</b>	<b>0.00</b>	<b>0.00</b>	<b>0.00</b>	<b>100.00 %</b>	<b>0.00 %</b>	<b>6</b>	<b>0</b>	<b>6</b>	<b>0</b>	



FORM CC-257 Monthly Employment Report by Contractor

Report Date: 10/23/2017  
 Report By: Calendar Date

1. Covered Area (SMSA or EA)	2. Employers I.D. No.	Name and Location of Contractor Midwest Fireproofing, LLC, 9404 Corsair Road, Frankfort, IL, 60423												OMB No. 1215-01633								
3. Current Goals Minority Female	4. Reporting Period From 9/1/2015 to 9/30/2017	This Report is required by Executive Order 11246, Sec. 203. Failure to report can result in contracts being cancelled, terminated, or suspended in whole or in part and the contractor may be declared ineligible for further Government contracts of federally assisted construction contracts.												Federal Funding Agency								
5. <b>CONSTRUCTION</b>	Classifications	<b>6. TOTAL FEDERAL &amp; NON-FEDERAL CONSTRUCTION WORK HOURS</b>												9.		10.						
		6a. M		6b. F		6c. M		6d. F		6e. M		6f. F		7.		8.		M	F	M	F	
LABORER (BUILDING and RESIDENTIAL)	Journey Worker	136.00	0.00	0.00	0.00	136.00	0.00	0.00	0.00	0.00	0.00	0.00	0.00					3	0	3	0	
	Apprentice	0.00	0.00	0.00	0.00	0.00	0.00	0.00	0.00	0.00	0.00	0.00	0.00					0	0	0	0	
	Trainee	0.00	0.00	0.00	0.00	0.00	0.00	0.00	0.00	0.00	0.00	0.00	0.00					0	0	0	0	
	<b>Sub-Total</b>	<b>136.00</b>	<b>0.00</b>	<b>136.00</b>	<b>0.00</b>	<b>136.00</b>	<b>0.00</b>	<b>0.00</b>	<b>0.00</b>	<b>0.00</b>	<b>0.00</b>	<b>0.00</b>	<b>0.00</b>	<b>100.00 %</b>	<b>0.00 %</b>	<b>3</b>	<b>3</b>					
PLASTERER	Journey Worker	48.00	0.00	0.00	0.00	48.00	0.00	0.00	0.00	0.00	0.00	0.00	0.00					1	0	1	0	
	Apprentice							0.00	0.00	0.00	0.00	0.00	0.00						0	0	0	0
	Trainee							0.00	0.00	0.00	0.00	0.00	0.00						0	0	0	0
	<b>Sub-Total</b>	<b>48.00</b>	<b>0.00</b>	<b>48.00</b>	<b>0.00</b>	<b>48.00</b>	<b>0.00</b>	<b>0.00</b>	<b>0.00</b>	<b>0.00</b>	<b>0.00</b>	<b>0.00</b>	<b>0.00</b>	<b>100.00 %</b>	<b>0.00 %</b>	<b>1</b>	<b>1</b>					
<b>Total Journey Worker</b>		<b>184.00</b>	<b>0.00</b>	<b>184.00</b>	<b>0.00</b>	<b>184.00</b>	<b>0.00</b>	<b>0.00</b>	<b>0.00</b>	<b>0.00</b>	<b>0.00</b>	<b>0.00</b>	<b>0.00</b>					<b>4</b>	<b>0</b>	<b>4</b>	<b>0</b>	
<b>Total Apprentices</b>		<b>0.00</b>	<b>0.00</b>	<b>0.00</b>	<b>0.00</b>	<b>0.00</b>	<b>0.00</b>	<b>0.00</b>	<b>0.00</b>	<b>0.00</b>	<b>0.00</b>	<b>0.00</b>	<b>0.00</b>					<b>0</b>	<b>0</b>	<b>0</b>	<b>0</b>	
<b>Total Trainees</b>		<b>0.00</b>	<b>0.00</b>	<b>0.00</b>	<b>0.00</b>	<b>0.00</b>	<b>0.00</b>	<b>0.00</b>	<b>0.00</b>	<b>0.00</b>	<b>0.00</b>	<b>0.00</b>	<b>0.00</b>					<b>0</b>	<b>0</b>	<b>0</b>	<b>0</b>	
<b>Grand Total</b>		<b>184.00</b>	<b>0.00</b>	<b>184.00</b>	<b>0.00</b>	<b>184.00</b>	<b>0.00</b>	<b>0.00</b>	<b>0.00</b>	<b>0.00</b>	<b>0.00</b>	<b>0.00</b>	<b>100.00 %</b>	<b>0.00 %</b>	<b>4</b>	<b>4</b>						

E



FORM CC-257 Monthly Employment Report by Contractor

Report Date: 10/23/2017

Report By: Calendar Date

1. Covered Area (SMSA or EA)	2. Employers I.D. No.	Name and Location of Contractor Mix On Site, 1501 Abbott Court, Buffalo Grove, IL, 60089												OMB No. 1215-01633							
3. Current Goals Minority Female	4. Reporting Period From 9/1/2015 to 9/30/2017	This Report is required by Executive Order 11246, Sec. 203. Failure to report can result in contracts being cancelled, terminated, or suspended in whole or in part and the contractor may be declared ineligible for further Government contracts of federally assisted construction contracts.												Federal Funding Agency							
5.  CONSTRUCTION	Classifications	6. TOTAL FEDERAL & NON-FEDERAL CONSTRUCTION WORK HOURS												9.		10.					
		6a. M		6b. F		6c. M		6d. F		6e. M		6f. F		7.		8.		M	F	M	F
LABORER (HEAVY & HIGHWAY)	Journey Worker	57.50	0.00	0.00	0.00	32.00	0.00	0.00	0.00	0.00	0.00	0.00	0.00					2	0	1	0
	Apprentice	0.00	0.00	0.00	0.00	0.00	0.00	0.00	0.00	0.00	0.00	0.00	0.00					0	0	0	0
	Trainee	0.00	0.00	0.00	0.00	0.00	0.00	0.00	0.00	0.00	0.00	0.00	0.00					0	0	0	0
	<b>Sub-Total</b>	<b>57.50</b>	<b>0.00</b>	<b>0.00</b>	<b>0.00</b>	<b>32.00</b>	<b>0.00</b>	<b>0.00</b>	<b>0.00</b>	<b>0.00</b>	<b>0.00</b>	<b>0.00</b>	<b>0.00</b>	<b>55.65 %</b>	<b>0.00 %</b>	<b>2</b>	<b>1</b>				
POWER EQUIPMENT OPERATOR (HEAVY AND HIGHWAY CONSTRUCTION)	Journey Worker	33.50	0.00	0.00	0.00	0.00	0.00	0.00	0.00	0.00	0.00	0.00	0.00					1	0	0	0
	Apprentice							0.00	0.00	0.00	0.00	0.00	0.00						0	0	0
	Trainee							0.00	0.00	0.00	0.00	0.00	0.00						0	0	0
	<b>Sub-Total</b>	<b>33.50</b>	<b>0.00</b>	<b>0.00</b>	<b>0.00</b>	<b>0.00</b>	<b>0.00</b>	<b>0.00</b>	<b>0.00</b>	<b>0.00</b>	<b>0.00</b>	<b>0.00</b>	<b>0.00</b>	<b>0.00 %</b>	<b>0.00 %</b>	<b>1</b>	<b>0</b>				
<b>Total Journey Worker</b>		<b>91.00</b>	<b>0.00</b>	<b>0.00</b>	<b>0.00</b>	<b>32.00</b>	<b>0.00</b>	<b>0.00</b>	<b>0.00</b>	<b>0.00</b>	<b>0.00</b>	<b>0.00</b>	<b>0.00</b>					<b>3</b>	<b>0</b>	<b>1</b>	<b>0</b>
<b>Total Apprentices</b>		<b>0.00</b>	<b>0.00</b>	<b>0.00</b>	<b>0.00</b>	<b>0.00</b>	<b>0.00</b>	<b>0.00</b>	<b>0.00</b>	<b>0.00</b>	<b>0.00</b>	<b>0.00</b>	<b>0.00</b>						<b>0</b>	<b>0</b>	<b>0</b>
<b>Total Trainees</b>		<b>0.00</b>	<b>0.00</b>	<b>0.00</b>	<b>0.00</b>	<b>0.00</b>	<b>0.00</b>	<b>0.00</b>	<b>0.00</b>	<b>0.00</b>	<b>0.00</b>	<b>0.00</b>	<b>0.00</b>						<b>0</b>	<b>0</b>	<b>0</b>
<b>Grand Total</b>		<b>91.00</b>	<b>0.00</b>	<b>0.00</b>	<b>0.00</b>	<b>32.00</b>	<b>0.00</b>	<b>0.00</b>	<b>0.00</b>	<b>0.00</b>	<b>0.00</b>	<b>0.00</b>	<b>35.16 %</b>	<b>0.00 %</b>	<b>3</b>	<b>1</b>					

E



FORM CC-257 Monthly Employment Report by Contractor

U.S. Department of Labor  
 Employment Standards Administration  
 Office of Federal Contract Compliance Programs

Report Date: 10/23/2017

Report By: Calendar Date

1. Covered Area (SMSA or EA)	2. Employers I.D. No.	Name and Location of Contractor Mr. David's Flooring International, LLC, 865 W. Irving Park Road, Itasca, IL, 60143												OMB No. 1215-01633					
3. Current Goals Minority Female	4. Reporting Period From 9/1/2015 to 9/30/2017	This Report is required by Executive Order 11246, Sec. 203. Failure to report can result in contracts being cancelled, terminated, or suspended in whole or in part and the contractor may be declared ineligible for further Government contracts of federally assisted construction contracts.												Federal Funding Agency					
5.  CONSTRUCTION	Classifications	6. TOTAL FEDERAL & NON-FEDERAL CONSTRUCTION WORK HOURS												9.		10.			
		6a. Total Hours		6b. Federal		6c. Non-Federal		6d. M		6e. F		6f. M		6g. F		7.		8.	
		M	F	M	F	M	F	M	F	M	F	M	F			M	F	M	F
CARPENTER	Journey Worker	261.50	0.00	0.00	0.00	0.00	0.00	0.00	0.00	0.00	0.00	0.00	0.00			2	0	0	0
	Apprentice	0.00	0.00	0.00	0.00	0.00	0.00	0.00	0.00	0.00	0.00	0.00	0.00			0	0	0	0
	Trainee	0.00	0.00	0.00	0.00	0.00	0.00	0.00	0.00	0.00	0.00	0.00	0.00			0	0	0	0
	<b>Sub-Total</b>	<b>261.50</b>	<b>0.00</b>	<b>0.00</b>	<b>0.00</b>	<b>0.00</b>	<b>0.00</b>	<b>0.00</b>	<b>0.00</b>	<b>0.00</b>	<b>0.00</b>	<b>0.00</b>	<b>0.00</b>	<b>0.00 %</b>	<b>0.00 %</b>	<b>2</b>	<b>0</b>	<b>0</b>	<b>0</b>
<b>Total Journey Worker</b>		<b>261.50</b>	<b>0.00</b>	<b>0.00</b>	<b>0.00</b>	<b>0.00</b>	<b>0.00</b>	<b>0.00</b>	<b>0.00</b>	<b>0.00</b>	<b>0.00</b>	<b>0.00</b>	<b>0.00</b>			<b>2</b>	<b>0</b>	<b>0</b>	<b>0</b>
<b>Total Apprentices</b>																			
<b>Total Trainees</b>																			
<b>Grand Total</b>		<b>261.50</b>	<b>0.00</b>	<b>0.00</b>	<b>0.00</b>	<b>0.00</b>	<b>0.00</b>	<b>0.00</b>	<b>0.00</b>	<b>0.00</b>	<b>0.00</b>	<b>0.00</b>	<b>0.00</b>	<b>0.00 %</b>	<b>0.00 %</b>	<b>2</b>	<b>0</b>	<b>0</b>	<b>0</b>

[Redacted Signature and Title Area]

**RE**

[Redacted Signature and Title Area]



FORM CC-257 Monthly Employment Report by Contractor

Report Date: 10/23/2017

Report By: Calendar Date

1. Covered Area (SMSA or EA)	2. Employers I.D. No.	Name and Location of Contractor Nelson Insulation Company, 550 Tesler Rd., Lake Zurich, IL, 60047												OMB No. 1215-01633					
3. Current Goals Minority Female	4. Reporting Period From 9/1/2015 to 9/30/2017	This Report is required by Executive Order 11246, Sec. 203. Failure to report can result in contracts being cancelled, terminated, or suspended in whole or in part and the contractor may be declared ineligible for further Government contracts of federally assisted construction contracts.												Federal Funding Agency					
5. <b>CONSTRUCTION</b>	Classifications	<b>6. TOTAL FEDERAL &amp; NON-FEDERAL CONSTRUCTION WORK HOURS</b>												9.		10.			
		6a. Total Hours		6b. Federal		6c. Non-Federal		6d. Apprentices		6e. Trainees		6f. Total		7.	8.	M	F	M	F
		M	F	M	F	M	F	M	F	M	F	M	F						
ASBESTOS WORKER/INSULATOR	Journey Worker	8.00	0.00	0.00	0.00	0.00	0.00	0.00	0.00	0.00	0.00	0.00	0.00			1	0	0	0
	Apprentice	0.00	0.00	0.00	0.00	0.00	0.00	0.00	0.00	0.00	0.00	0.00	0.00			0	0	0	0
	Trainee	0.00	0.00	0.00	0.00	0.00	0.00	0.00	0.00	0.00	0.00	0.00	0.00			0	0	0	0
	<b>Sub-Total</b>	<b>8.00</b>	<b>0.00</b>	<b>0.00</b>	<b>0.00</b>	<b>0.00</b>	<b>0.00</b>	<b>0.00</b>	<b>0.00</b>	<b>0.00</b>	<b>0.00</b>	<b>0.00</b>	<b>0.00</b>	<b>0.00 %</b>	<b>0.00 %</b>	<b>1</b>	<b>0</b>	<b>0</b>	<b>0</b>
MECHANIC - FIRESTOP	Journey Worker	28.00	0.00	0.00	0.00	0.00	0.00	0.00	0.00	0.00	0.00	0.00	0.00			2	0	0	0
	Apprentice	0.00	0.00	0.00	0.00	0.00	0.00	0.00	0.00	0.00	0.00	0.00	0.00			0	0	0	0
	Trainee	0.00	0.00	0.00	0.00	0.00	0.00	0.00	0.00	0.00	0.00	0.00	0.00			0	0	0	0
	<b>Sub-Total</b>	<b>28.00</b>	<b>0.00</b>	<b>0.00</b>	<b>0.00</b>	<b>0.00</b>	<b>0.00</b>	<b>0.00</b>	<b>0.00</b>	<b>0.00</b>	<b>0.00</b>	<b>0.00</b>	<b>0.00</b>	<b>0.00 %</b>	<b>0.00 %</b>	<b>2</b>	<b>0</b>	<b>0</b>	<b>0</b>
<b>Total Journey Worker</b>		<b>36.00</b>	<b>0.00</b>	<b>0.00</b>	<b>0.00</b>	<b>0.00</b>	<b>0.00</b>	<b>0.00</b>	<b>0.00</b>	<b>0.00</b>	<b>0.00</b>	<b>0.00</b>	<b>0.00</b>			<b>3</b>	<b>0</b>	<b>0</b>	<b>0</b>
<b>Total Apprentices</b>		<b>0.00</b>	<b>0.00</b>	<b>0.00</b>	<b>0.00</b>	<b>0.00</b>	<b>0.00</b>	<b>0.00</b>	<b>0.00</b>	<b>0.00</b>	<b>0.00</b>	<b>0.00</b>	<b>0.00</b>			<b>0</b>	<b>0</b>	<b>0</b>	<b>0</b>
<b>Total Trainees</b>		<b>0.00</b>	<b>0.00</b>	<b>0.00</b>	<b>0.00</b>	<b>0.00</b>	<b>0.00</b>	<b>0.00</b>	<b>0.00</b>	<b>0.00</b>	<b>0.00</b>	<b>0.00</b>	<b>0.00</b>			<b>0</b>	<b>0</b>	<b>0</b>	<b>0</b>
<b>Grand Total</b>		<b>36.00</b>	<b>0.00</b>	<b>0.00</b>	<b>0.00</b>	<b>0.00</b>	<b>0.00</b>	<b>0.00</b>	<b>0.00</b>	<b>0.00</b>	<b>0.00</b>	<b>0.00</b>	<b>0.00 %</b>	<b>0.00 %</b>	<b>3</b>	<b>0</b>	<b>0</b>	<b>0</b>	<b>0</b>

E





FORM CC-257 Monthly Employment Report by Contractor

Report Date: 10/23/2017

Report By: Calendar Date

1. Covered Area (SMSA or EA)	2. Employers I.D. No.	Name and Location of Contractor Nelson Thermal Insulation & Firestopping Co, 366 Hollow Hill Drive, Wauconda, IL, 60084												OMB No. 1215-01633					
3. Current Goals Minority Female	4. Reporting Period From 9/1/2015 to 9/30/2017	This Report is required by Executive Order 11246, Sec. 203. Failure to report can result in contracts being cancelled, terminated, or suspended in whole or in part and the contractor may be declared ineligible for further Government contracts of federally assisted construction contracts.												Federal Funding Agency					
5.  CONSTRUCTION	Classifications	6. TOTAL FEDERAL & NON-FEDERAL CONSTRUCTION WORK HOURS												9.		10.			
		6a. Total Hours		6b. Planned		6c. Actual		6d. Available		6e. Available		6f. Available		7.	8.	M	F	M	F
		M	F	M	F	M	F	M	F	M	F	M	F						
ASBESTOS WORKER/INSULATOR	Journey Worker	26.00	0.00	0.00	0.00	0.00	0.00	0.00	0.00	0.00	0.00	0.00	0.00			1	0	0	0
	Apprentice	0.00	0.00	0.00	0.00	0.00	0.00	0.00	0.00	0.00	0.00	0.00	0.00			0	0	0	0
	Trainee	0.00	0.00	0.00	0.00	0.00	0.00	0.00	0.00	0.00	0.00	0.00	0.00			0	0	0	0
	<b>Sub-Total</b>	<b>26.00</b>	<b>0.00</b>	<b>0.00</b>	<b>0.00</b>	<b>0.00</b>	<b>0.00</b>	<b>0.00</b>	<b>0.00</b>	<b>0.00</b>	<b>0.00</b>	<b>0.00</b>	<b>0.00</b>	<b>0.00 %</b>	<b>0.00 %</b>	<b>1</b>	<b>0</b>	<b>0</b>	<b>0</b>
MECHANIC - FIRESTOP	Journey Worker	173.00	0.00	0.00	0.00	0.00	0.00	0.00	0.00	0.00	0.00	0.00	0.00			3	0	0	0
	Apprentice	0.00	0.00	0.00	0.00	0.00	0.00	0.00	0.00	0.00	0.00	0.00	0.00			0	0	0	0
	Trainee	0.00	0.00	0.00	0.00	0.00	0.00	0.00	0.00	0.00	0.00	0.00	0.00			0	0	0	0
	<b>Sub-Total</b>	<b>173.00</b>	<b>0.00</b>	<b>0.00</b>	<b>0.00</b>	<b>0.00</b>	<b>0.00</b>	<b>0.00</b>	<b>0.00</b>	<b>0.00</b>	<b>0.00</b>	<b>0.00</b>	<b>0.00</b>	<b>0.00 %</b>	<b>0.00 %</b>	<b>3</b>	<b>0</b>	<b>0</b>	<b>0</b>
<b>Total Journey Worker</b>		<b>199.00</b>	<b>0.00</b>	<b>0.00</b>	<b>0.00</b>	<b>0.00</b>	<b>0.00</b>	<b>0.00</b>	<b>0.00</b>	<b>0.00</b>	<b>0.00</b>	<b>0.00</b>	<b>0.00 %</b>	<b>0.00 %</b>	<b>4</b>	<b>0</b>	<b>0</b>	<b>0</b>	
<b>Total Apprentices</b>		<b>0.00</b>	<b>0.00</b>	<b>0.00</b>	<b>0.00</b>	<b>0.00</b>	<b>0.00</b>	<b>0.00</b>	<b>0.00</b>	<b>0.00</b>	<b>0.00</b>	<b>0.00</b>	<b>0.00 %</b>	<b>0.00 %</b>	<b>0</b>	<b>0</b>	<b>0</b>	<b>0</b>	
<b>Total Trainees</b>		<b>0.00</b>	<b>0.00</b>	<b>0.00</b>	<b>0.00</b>	<b>0.00</b>	<b>0.00</b>	<b>0.00</b>	<b>0.00</b>	<b>0.00</b>	<b>0.00</b>	<b>0.00</b>	<b>0.00 %</b>	<b>0.00 %</b>	<b>0</b>	<b>0</b>	<b>0</b>	<b>0</b>	
<b>Grand Total</b>		<b>199.00</b>	<b>0.00</b>	<b>0.00</b>	<b>0.00</b>	<b>0.00</b>	<b>0.00</b>	<b>0.00</b>	<b>0.00</b>	<b>0.00</b>	<b>0.00</b>	<b>0.00</b>	<b>0.00 %</b>	<b>0.00 %</b>	<b>4</b>	<b>0</b>	<b>0</b>	<b>0</b>	

E



FORM CC-257 Monthly Employment Report by Contractor

Report Date: 10/23/2017

Report By: Calendar Date

1. Covered Area (SMSA or EA)	2. Employers I.D. No.	Name and Location of Contractor New Horizon Steel, LLC, 411 E 72th St, Chicago, IL, 60619												OMB No. 1215-01633					
3. Current Goals Minority Female	4. Reporting Period From 9/1/2015 to 9/30/2017	This Report is required by Executive Order 11246, Sec. 203. Failure to report can result in contracts being cancelled, terminated, or suspended in whole or in part and the contractor may be declared ineligible for further Government contracts of federally assisted construction contracts.												Federal Funding Agency					
5. <b>CONSTRUCTION TRADE</b>	Classifications	<b>6. TOTAL FEDERAL &amp; NON-FEDERAL CONSTRUCTION WORK HOURS</b>												9. Total Number of Employees		10. Total Number of Minority Employees			
		6a. Total All Employees By Trade		6b. Black (Not of Hispanic Origin)		6c. Hispanic		6d. Asian or Pacific Islander		6e. American Indian or Native American		6f. Other						7. Minority Percentage	8. Female Percentage
		M	F	M	F	M	F	M	F	M	F	M	F						
IRONWORKER	Journey Worker	22,156.50	0.00	3,353.00	0.00	682.00	0.00	0.00	0.00	4,723.50	0.00	0.00	0.00			47	0	14	0
	Apprentice	1,224.50	0.00	43.00	0.00	56.00	0.00	0.00	0.00	0.00	0.00	0.00	0.00			10	0	4	0
	Trainee	0.00	0.00	0.00	0.00	0.00	0.00	0.00	0.00	0.00	0.00	0.00	0.00			0	0	0	0
	<b>Sub-Total</b>	<b>23,381.00</b>		<b>3,396.00</b>		<b>738.00</b>		<b>0.00</b>		<b>4,723.50</b>		<b>0.00</b>		<b>37.88 %</b>	<b>0.00 %</b>	<b>57</b>		<b>18</b>	
IRONWORKER - JOURNEYMAN	Journey Worker							0.00	0.00	0.00	0.00	0.00	0.00				0	0	0
	Apprentice							0.00	0.00	0.00	0.00	0.00	0.00				0	0	0
	Trainee	0.00			0.00	0.00	0.00	0.00	0.00	0.00	0.00	0.00	0.00				0	0	0
	<b>Sub-Total</b>	<b>30.00</b>		<b>0.00</b>		<b>0.00</b>		<b>0.00</b>		<b>0.00</b>		<b>0.00</b>		<b>0.00 %</b>	<b>0.00 %</b>	<b>1</b>		<b>0</b>	
OPERATING ENGINEER (HY)	Journey Worker	0.00			0.00	0.00	0.00	0.00	0.00	0.00	0.00	0.00	0.00				0	0	0
	Apprentice	27.00				0.00	0.00	0.00	0.00	0.00	0.00	0.00	0.00			1	0	0	0
	Trainee	0.00				0.00	0.00	0.00	0.00	0.00	0.00	0.00	0.00				0	0	0
	<b>Sub-Total</b>	<b>27.00</b>		<b>0.00</b>		<b>0.00</b>		<b>0.00</b>		<b>0.00</b>		<b>0.00</b>		<b>0.00 %</b>	<b>0.00 %</b>	<b>1</b>		<b>0</b>	
POWER EQUIPMENT OPERATOR (BUILDING AND RESIDENTIAL CONSTRUCTION)	Journey Worker	3,561.50			0.00	0.00	0.00			0.00	0.00	0.00	0.00				1	1	0
	Apprentice	0.00				0.00	0.00	0.00		0.00	0.00	0.00	0.00				0	0	0
	Trainee	0.00				0.00	0.00	0.00		0.00	0.00	0.00	0.00				0	0	0
	<b>Sub-Total</b>	<b>6,674.00</b>		<b>20.00</b>		<b>0.00</b>		<b>0.00</b>		<b>0.00</b>		<b>0.00</b>		<b>0.30 %</b>	<b>46.64 %</b>	<b>7</b>		<b>1</b>	
<b>Total Journey Worker</b>	<b>25,748.00</b>		<b>3,396.00</b>		<b>738.00</b>		<b>0.00</b>		<b>4,723.50</b>		<b>0.00</b>		<b>37.88 %</b>	<b>0.00 %</b>	<b>57</b>		<b>15</b>	<b>0</b>	
<b>Total Apprentices</b>	<b>1,251.50</b>		<b>43.00</b>		<b>56.00</b>		<b>0.00</b>		<b>0.00</b>		<b>0.00</b>		<b>0.00 %</b>	<b>0.00 %</b>	<b>10</b>		<b>4</b>	<b>0</b>	
<b>Total Trainees</b>	<b>0.00</b>		<b>0.00</b>		<b>0.00</b>		<b>0.00</b>		<b>0.00</b>		<b>0.00</b>		<b>0.00 %</b>	<b>0.00 %</b>	<b>0</b>		<b>0</b>	<b>0</b>	
<b>Grand Total</b>	<b>30,112.00</b>		<b>3,416.00</b>		<b>738.00</b>		<b>0.00</b>		<b>4,723.50</b>		<b>0.00</b>		<b>29.48 %</b>	<b>10.34 %</b>	<b>66</b>		<b>19</b>		

2

2



FORM CC-257 Monthly Employment Report by Contractor

Report Date: 10/23/2017

Report By: Calendar Date

1. Covered Area (SMSA or EA)	2. Employers I.D. No.	Name and Location of Contractor Newell Machinery Co., Inc., 1405 Mitchell Dr., Hiawatha, IA, 52233												OMB No. 1215-01633						
3. Current Goals Minority Female	4. Reporting Period From 9/1/2015 to 9/30/2017	This Report is required by Executive Order 11246, Sec. 203. Failure to report can result in contracts being cancelled, terminated, or suspended in whole or in part and the contractor may be declared ineligible for further Government contracts of federally assisted construction contracts.												Federal Funding Agency						
5. <b>CONSTRUCTION</b>	Classifications	<b>6. TOTAL FEDERAL &amp; NON-FEDERAL CONSTRUCTION WORK HOURS</b>												9.		10.				
		6a. Total Hours		6b. Federal		6c. Non-Federal		6d. Apprentices		6e. Trainees		6f. Total		7.	8.	M	F	M	F	
CARPENTER	Journey Worker	698.25	0.00	0.00	0.00	0.00	0.00	0.00	0.00	0.00	0.00	0.00	165.00	0.00			5	0	0	0
	Apprentice	0.00	0.00	0.00	0.00	0.00	0.00	0.00	0.00	0.00	0.00	0.00	0.00	0.00			0	0	0	0
	Trainee	0.00	0.00	0.00	0.00	0.00	0.00	0.00	0.00	0.00	0.00	0.00	0.00	0.00			0	0	0	0
	<b>Sub-Total</b>	<b>698.25</b>	<b>0.00</b>	<b>0.00</b>	<b>0.00</b>	<b>0.00</b>	<b>0.00</b>	<b>0.00</b>	<b>0.00</b>	<b>0.00</b>	<b>0.00</b>	<b>0.00</b>	<b>165.00</b>	<b>0.00</b>	<b>0.00 %</b>	<b>0.00 %</b>	<b>5</b>	<b>0</b>	<b>0</b>	<b>0</b>
MILLWRIGHT	Journey Worker	0.00	0.00	0.00	0.00	0.00	0.00	0.00	0.00	0.00	0.00	0.00	0.00	0.00			0	0	0	0
	Apprentice	242.50	0.00	0.00	0.00	0.00	0.00	0.00	0.00	0.00	0.00	0.00	0.00	0.00			2	0	0	0
	Trainee	0.00	0.00	0.00	0.00	0.00	0.00	0.00	0.00	0.00	0.00	0.00	0.00	0.00			0	0	0	0
	<b>Sub-Total</b>	<b>242.50</b>	<b>0.00</b>	<b>0.00</b>	<b>0.00</b>	<b>0.00</b>	<b>0.00</b>	<b>0.00</b>	<b>0.00</b>	<b>0.00</b>	<b>0.00</b>	<b>0.00</b>	<b>0.00</b>	<b>0.00</b>	<b>0.00 %</b>	<b>0.00 %</b>	<b>2</b>	<b>0</b>	<b>0</b>	<b>0</b>
<b>Total Journey Worker</b>		<b>698.25</b>	<b>0.00</b>	<b>0.00</b>	<b>0.00</b>	<b>0.00</b>	<b>0.00</b>	<b>0.00</b>	<b>0.00</b>	<b>0.00</b>	<b>0.00</b>	<b>0.00</b>	<b>165.00</b>	<b>0.00</b>			<b>5</b>	<b>0</b>	<b>0</b>	<b>0</b>
<b>Total Apprentices</b>		<b>242.50</b>	<b>0.00</b>	<b>0.00</b>	<b>0.00</b>	<b>0.00</b>	<b>0.00</b>	<b>0.00</b>	<b>0.00</b>	<b>0.00</b>	<b>0.00</b>	<b>0.00</b>	<b>0.00</b>	<b>0.00</b>			<b>2</b>	<b>0</b>	<b>0</b>	<b>0</b>
<b>Total Trainees</b>		<b>0.00</b>	<b>0.00</b>	<b>0.00</b>	<b>0.00</b>	<b>0.00</b>	<b>0.00</b>	<b>0.00</b>	<b>0.00</b>	<b>0.00</b>	<b>0.00</b>	<b>0.00</b>	<b>0.00</b>	<b>0.00</b>			<b>0</b>	<b>0</b>	<b>0</b>	<b>0</b>
<b>Grand Total</b>		<b>940.75</b>	<b>0.00</b>	<b>0.00</b>	<b>0.00</b>	<b>0.00</b>	<b>0.00</b>	<b>0.00</b>	<b>0.00</b>	<b>0.00</b>	<b>0.00</b>	<b>0.00</b>	<b>165.00</b>	<b>0.00 %</b>	<b>0.00 %</b>	<b>7</b>	<b>0</b>	<b>0</b>	<b>0</b>	

E



FORM CC-257 Monthly Employment Information Report by Contractor

U.S. Department of Labor  
 Employment Standards Administration  
 Office of Federal Contract Compliance Programs

Report Date: 10/23/2017

Report By: Calendar Date

1. Covered Area (SMSA or EA)	2. Employers I.D. No.	Name and Location of Contractor Norvilla, LLC, 2701 S. 13th Avenue, Broadview, IL, 60155												OMB No. 1215-01633					
3. Current Goals Minority Female	4. Reporting Period From 9/1/2015 to 9/30/2017	This Report is required by Executive Order 11246, Sec. 203. Failure to report can result in contracts being cancelled, terminated, or suspended in whole or in part and the contractor may be declared ineligible for further Government contracts of federally assisted construction contracts.												Federal Funding Agency					
5. <b>CONSTRUCTION TRADE</b>	Classifications	<b>6. TOTAL FEDERAL &amp; NON-FEDERAL CONSTRUCTION WORK HOURS</b>												9. Total Number of Employees		10. Total Number of Minority Employees			
		6a. Total All Employees By Trade		6b. Black (Not of Hispanic Origin)		6c. Hispanic		6d. Asian or Pacific Islander		6e. American Indian or Native		6f. Other						7. Minority Percentage	8. Female Percentage
		M	F	M	F	M	F	M	F	M	F	M	F						
CARPENTER - JOURNEYMAN	Journey Worker	4.00	0.00	0.00	0.00	0.00	0.00	0.00	0.00	0.00	0.00	0.00	0.00			1	0	0	0
	Apprentice	0.00	0.00	0.00	0.00	0.00	0.00	0.00	0.00	0.00	0.00	0.00	0.00			0	0	0	0
	Trainee	0.00	0.00	0.00	0.00	0.00	0.00	0.00	0.00	0.00	0.00	0.00	0.00			0	0	0	0
	<b>Sub-Total</b>	<b>4.00</b>	<b>0.00</b>	<b>0.00</b>	<b>0.00</b>	<b>0.00</b>	<b>0.00</b>	<b>0.00</b>	<b>0.00</b>	<b>0.00</b>	<b>0.00</b>	<b>0.00</b>	<b>0.00</b>	<b>0.00 %</b>	<b>0.00 %</b>	<b>1</b>	<b>0</b>	<b>0</b>	<b>0</b>
CEMENT MASON/CONCRETE FINISHER	Journey Worker	0.00	0.00	0.00	0.00	0.00	0.00	0.00	0.00	0.00	0.00	0.00	0.00			0	0	3	0
	Apprentice	0.00	0.00	0.00	0.00	0.00	0.00	0.00	0.00	0.00	0.00	0.00	0.00			0	0	0	0
	Trainee	0.00	0.00	0.00	0.00	0.00	0.00	0.00	0.00	0.00	0.00	0.00	0.00			0	0	0	0
	<b>Sub-Total</b>	<b>499.00</b>	<b>0.00</b>	<b>95.50</b>	<b>0.00</b>	<b>0.00</b>	<b>0.00</b>	<b>0.00</b>	<b>0.00</b>	<b>0.00</b>	<b>0.00</b>	<b>0.00</b>	<b>0.00</b>	<b>19.14 %</b>	<b>0.00 %</b>	<b>5</b>	<b>0</b>	<b>3</b>	<b>0</b>
LABORER	Journey Worker	0.00	0.00	0.00	0.00	0.00	0.00	0.00	0.00	0.00	0.00	0.00	0.00			0	0	0	0
	Apprentice	645.00	0.00	0.00	0.00	645.00	0.00	0.00	0.00	0.00	0.00	0.00	0.00			1	0	1	0
	Trainee	0.00	0.00	0.00	0.00	0.00	0.00	0.00	0.00	0.00	0.00	0.00	0.00			0	0	0	0
	<b>Sub-Total</b>	<b>645.00</b>	<b>0.00</b>	<b>645.00</b>	<b>0.00</b>	<b>0.00</b>	<b>0.00</b>	<b>0.00</b>	<b>0.00</b>	<b>0.00</b>	<b>0.00</b>	<b>0.00</b>	<b>0.00</b>	<b>100.00 %</b>	<b>0.00 %</b>	<b>1</b>	<b>0</b>	<b>1</b>	<b>0</b>
LABORER (HEAVY & HIGHWAY)	Journey Worker	5,681.00	0.00	0.00	0.00	2,500.50	0.00	0.00	0.00	0.00	0.00	0.00	0.00			0	0	7	0
	Apprentice	0.00	0.00	0.00	0.00	0.00	0.00	0.00	0.00	0.00	0.00	0.00	0.00			0	0	0	0
	Trainee	0.00	0.00	0.00	0.00	0.00	0.00	0.00	0.00	0.00	0.00	0.00	0.00			0	0	0	0
	<b>Sub-Total</b>	<b>5,681.00</b>	<b>0.00</b>	<b>2,500.50</b>	<b>0.00</b>	<b>0.00</b>	<b>0.00</b>	<b>0.00</b>	<b>0.00</b>	<b>0.00</b>	<b>0.00</b>	<b>0.00</b>	<b>0.00</b>	<b>44.02 %</b>	<b>0.00 %</b>	<b>14</b>	<b>0</b>	<b>7</b>	<b>0</b>
POWER EQUIPMENT OPERATOR (HEAVY AND HIGHWAY CONSTRUCTION)	Journey Worker	4,814.00	0.00	0.00	0.00	1,253.50	0.00	0.00	0.00	0.00	0.00	0.00	0.00			0	1	2	0
	Apprentice	0.00	0.00	0.00	0.00	0.00	0.00	0.00	0.00	0.00	0.00	0.00	0.00			0	0	0	0
	Trainee	0.00	0.00	0.00	0.00	0.00	0.00	0.00	0.00	0.00	0.00	0.00	0.00			0	0	0	0
	<b>Sub-Total</b>	<b>4,869.50</b>	<b>0.00</b>	<b>1,253.50</b>	<b>0.00</b>	<b>0.00</b>	<b>0.00</b>	<b>0.00</b>	<b>0.00</b>	<b>0.00</b>	<b>0.00</b>	<b>0.00</b>	<b>0.00</b>	<b>25.74 %</b>	<b>1.14 %</b>	<b>9</b>	<b>1</b>	<b>2</b>	<b>0</b>
<b>Total Journey Worker</b>	<b>10,998.00</b>	<b>0.00</b>	<b>3,849.50</b>	<b>0.00</b>	<b>0.00</b>	<b>0.00</b>	<b>0.00</b>	<b>0.00</b>	<b>0.00</b>	<b>0.00</b>	<b>0.00</b>	<b>0.00</b>	<b>38.42 %</b>	<b>0.00 %</b>	<b>30</b>	<b>1</b>	<b>12</b>	<b>0</b>	
<b>Total Apprentices</b>	<b>645.00</b>	<b>0.00</b>	<b>645.00</b>	<b>0.00</b>	<b>0.00</b>	<b>0.00</b>	<b>0.00</b>	<b>0.00</b>	<b>0.00</b>	<b>0.00</b>	<b>0.00</b>	<b>0.00</b>	<b>0.00 %</b>	<b>0.00 %</b>	<b>1</b>	<b>0</b>	<b>1</b>	<b>0</b>	
<b>Total Trainees</b>	<b>0.00</b>	<b>0.00</b>	<b>0.00</b>	<b>0.00</b>	<b>0.00</b>	<b>0.00</b>	<b>0.00</b>	<b>0.00</b>	<b>0.00</b>	<b>0.00</b>	<b>0.00</b>	<b>0.00</b>	<b>0.00 %</b>	<b>0.00 %</b>	<b>0</b>	<b>0</b>	<b>0</b>	<b>0</b>	
<b>Grand Total</b>	<b>11,698.50</b>	<b>0.00</b>	<b>4,494.50</b>	<b>0.00</b>	<b>0.00</b>	<b>0.00</b>	<b>0.00</b>	<b>0.00</b>	<b>0.00</b>	<b>0.00</b>	<b>0.00</b>	<b>0.00</b>	<b>38.42 %</b>	<b>0.47 %</b>	<b>30</b>	<b>1</b>	<b>13</b>	<b>0</b>	



FORM CC-257 Monthly Employment Report by Contractor

U.S. Department of Labor  
 Employment Standards Administration  
 Office of Federal Contract Compliance Programs

Report Date: 10/23/2017

Report By: Calendar Date

1. Covered Area (SMSA or EA)	2. Employers I.D. No.	Name and Location of Contractor Original Concrete Pumping Service, INC, 840 Fairway Drive, Bensenville, il, 60106												OMB No. 1215-01633							
3. Current Goals Minority Female	4. Reporting Period From 9/1/2015 to 9/30/2017	This Report is required by Executive Order 11246, Sec. 203. Failure to report can result in contracts being cancelled, terminated, or suspended in whole or in part and the contractor may be declared ineligible for further Government contracts of federally assisted construction contracts.												Federal Funding Agency							
5.  CONSTRUCTION	Classifications	6. TOTAL FEDERAL & NON-FEDERAL CONSTRUCTION WORK HOURS												9.		10.					
		6a. M F		6b. M F		6c. M F		6d. M F		6e. M F		6f. M F		7.		8.		M	F	M	F
POWER EQUIPMENT OPERATOR (HEAVY AND HIGHWAY CONSTRUCTION)	Journey Worker	156.00	0.00	0.00	0.00	0.00	0.00	0.00	0.00	0.00	0.00	0.00	0.00	0.00	0.00	0.00	0.00	9	0	0	0
	Apprentice	0.00	0.00	0.00	0.00	0.00	0.00	0.00	0.00	0.00	0.00	0.00	0.00	0.00	0.00	0.00	0.00	0	0	0	0
	Trainee	0.00	0.00	0.00	0.00	0.00	0.00	0.00	0.00	0.00	0.00	0.00	0.00	0.00	0.00	0.00	0.00	0	0	0	0
	<b>Sub-Total</b>	<b>156.00</b>	<b>0.00</b>	<b>0.00</b>	<b>0.00</b>	<b>0.00</b>	<b>0.00</b>	<b>0.00</b>	<b>0.00</b>	<b>0.00</b>	<b>0.00</b>	<b>0.00</b>	<b>0.00</b>	<b>0.00</b>	<b>0.00 %</b>	<b>0.00 %</b>	<b>9</b>	<b>0</b>	<b>9</b>	<b>0</b>	<b>0</b>
<b>Total Journey Worker</b>		156.00	0.00	0.00	0.00	0.00	0.00	0.00	0.00	0.00	0.00	0.00	0.00	0.00	0.00	0.00	0.00	9	0	0	0
<b>Total Apprentices</b>								0.00	0.00	0.00	0.00	0.00	0.00	0.00	0.00	0.00	0.00		0	0	0
<b>Total Trainees</b>								0.00	0.00	0.00	0.00	0.00	0.00	0.00	0.00	0.00	0.00		0	0	0
<b>Grand Total</b>		<b>156.00</b>	<b>0.00</b>	<b>0.00</b>	<b>0.00</b>	<b>0.00</b>	<b>0.00</b>	<b>0.00</b>	<b>0.00</b>	<b>0.00</b>	<b>0.00</b>	<b>0.00</b>	<b>0.00</b>	<b>0.00 %</b>	<b>0.00 %</b>	<b>9</b>	<b>0</b>	<b>9</b>	<b>0</b>	<b>0</b>	<b>0</b>

[Redacted Signature Area]

[Redacted Signature Area]

**RE**



FORM CC-257 Monthly Employment Report by Contractor

U.S. Department of Labor  
 Employment Standards Administration  
 Office of Federal Contract Compliance Programs

Report Date: 10/23/2017  
 Report By: Calendar Date

1. Covered Area (SMSA or EA)	2. Employers I.D. No.	Name and Location of Contractor Ornelas Construction Company, 12520 W. Horseshoe Drive, New Lenox, IL, 60451												OMB No. 1215-01633						
3. Current Goals Minority Female	4. Reporting Period From 9/1/2015 to 9/30/2017	This Report is required by Executive Order 11246, Sec. 203. Failure to report can result in contracts being cancelled, terminated, or suspended in whole or in part and the contractor may be declared ineligible for further Government contracts of federally assisted construction contracts.												Federal Funding Agency						
5.  CONSTRUCTION	Classifications	6. TOTAL FEDERAL & NON-FEDERAL CONSTRUCTION WORK HOURS												9.		10.				
		6a. M F		6b. M F		6c. M F		6d. M F		6e. M F		6f. M F		7.		8.		M	F	M
CARPENTER	Journey Worker	40.00	0.00	0.00	0.00	0.00	0.00	0.00	0.00	0.00	0.00	0.00	0.00	0.00			3	0	0	0
	Apprentice	0.00	0.00	0.00	0.00	0.00	0.00	0.00	0.00	0.00	0.00	0.00	0.00			0	0	0	0	
	Trainee	0.00	0.00	0.00	0.00	0.00	0.00	0.00	0.00	0.00	0.00	0.00	0.00			0	0	0	0	
	Sub-Total	40.00		0.00		0.00		0.00		0.00		0.00		0.00 %	0.00 %	3		0		
Total Journey Worker		40.00	0.00	0.00	0.00	0.00	0.00	0.00	0.00	0.00	0.00	0.00	0.00			3	0	0	0	
Total Apprentices								0.00	0.00	0.00	0.00	0.00	0.00				0	0	0	
Total Trainees								0.00	0.00	0.00	0.00	0.00	0.00				0	0	0	
Grand Total		40.00		0.00		0.00		0.00		0.00		0.00		0.00 %	0.00 %	3		0		

E



FORM CC-257 Monthly Employment Report by Contractor

U.S. Department of Labor  
 Employment Standards Administration  
 Office of Federal Contract Compliance Programs

Report Date: 10/23/2017

Report By: Calendar Date

1. Covered Area (SMSA or EA)	2. Employers I.D. No.	Name and Location of Contractor PanAmerican Construction, 1517 S. Kolmar Ave., Chicago, IL, 60623												OMB No. 1215-01633					
3. Current Goals Minority Female	4. Reporting Period From 9/1/2015 to 9/30/2017	This Report is required by Executive Order 11246, Sec. 203. Failure to report can result in contracts being cancelled, terminated, or suspended in whole or in part and the contractor may be declared ineligible for further Government contracts of federally assisted construction contracts.												Federal Funding Agency					
5. <b>CONSTRUCTION</b>	Classifications	<b>6. TOTAL FEDERAL &amp; NON-FEDERAL CONSTRUCTION WORK HOURS</b>												9.		10.			
		6a.		6b.		6c.		6d.		6e.		6f.		7.	8.	M	F	M	F
		M	F	M	F	M	F	M	F	M	F	M	F						
CEMENT MASON/CONCRETE FINISHER	Journey Worker	445.00	0.00	0.00	0.00	445.00	0.00	0.00	0.00	0.00	0.00	0.00	0.00			6	0	6	0
	Apprentice	0.00	0.00	0.00	0.00	0.00	0.00	0.00	0.00	0.00	0.00	0.00	0.00			0	0	0	0
	Trainee	0.00	0.00	0.00	0.00	0.00	0.00	0.00	0.00	0.00	0.00	0.00	0.00			0	0	0	0
	<b>Sub-Total</b>	<b>445.00</b>	<b>0.00</b>	<b>0.00</b>	<b>0.00</b>	<b>445.00</b>	<b>0.00</b>	<b>0.00</b>	<b>0.00</b>	<b>0.00</b>	<b>0.00</b>	<b>0.00</b>	<b>0.00</b>	<b>100.00 %</b>	<b>0.00 %</b>	<b>6</b>	<b>0</b>	<b>6</b>	<b>0</b>
LABORER (HEAVY AND HIGHWAY)	Journey Worker	875.50	0.00	0.00	0.00	634.50	0.00	0.00	0.00	0.00	0.00	0.00	0.00			10	0	9	0
	Apprentice							0.00	0.00	0.00	0.00	0.00	0.00				0	0	0
	Trainee							0.00	0.00	0.00	0.00	0.00	0.00				0	0	0
	<b>Sub-Total</b>	<b>875.50</b>	<b>0.00</b>	<b>0.00</b>	<b>0.00</b>	<b>634.50</b>	<b>0.00</b>	<b>0.00</b>	<b>0.00</b>	<b>0.00</b>	<b>0.00</b>	<b>0.00</b>	<b>0.00</b>	<b>72.47 %</b>	<b>0.00 %</b>	<b>10</b>	<b>0</b>	<b>9</b>	<b>0</b>
POWER EQUIPMENT OPERATOR (HEAVY AND HIGHWAY CONSTRUCTION)	Journey Worker	0.00	0.00	0.00	0.00	0.00	0.00	0.00	0.00	0.00	0.00	0.00	0.00				0	1	0
	Apprentice	0.00	0.00	0.00	0.00	0.00	0.00	0.00	0.00	0.00	0.00	0.00	0.00				0	0	0
	Trainee	0.00	0.00	0.00	0.00	0.00	0.00	0.00	0.00	0.00	0.00	0.00	0.00				0	0	0
	<b>Sub-Total</b>	<b>19.00</b>	<b>0.00</b>	<b>0.00</b>	<b>0.00</b>	<b>19.00</b>	<b>0.00</b>	<b>0.00</b>	<b>0.00</b>	<b>0.00</b>	<b>0.00</b>	<b>0.00</b>	<b>0.00</b>	<b>100.00 %</b>	<b>0.00 %</b>	<b>1</b>	<b>0</b>	<b>1</b>	<b>0</b>
<b>Total Journey Worker</b>	<b>1,339.50</b>	<b>0.00</b>	<b>0.00</b>	<b>0.00</b>	<b>1,098.50</b>	<b>0.00</b>	<b>0.00</b>	<b>0.00</b>	<b>0.00</b>	<b>0.00</b>	<b>0.00</b>	<b>0.00</b>	<b>82.01 %</b>	<b>0.00 %</b>	<b>17</b>	<b>0</b>	<b>16</b>	<b>0</b>	
<b>Total Apprentices</b>	<b>0.00</b>	<b>0.00</b>	<b>0.00</b>	<b>0.00</b>	<b>0.00</b>	<b>0.00</b>	<b>0.00</b>	<b>0.00</b>	<b>0.00</b>	<b>0.00</b>	<b>0.00</b>	<b>0.00</b>	<b>0.00</b>	<b>0.00 %</b>	<b>0.00 %</b>	<b>0</b>	<b>0</b>	<b>0</b>	<b>0</b>
<b>Total Trainees</b>	<b>0.00</b>	<b>0.00</b>	<b>0.00</b>	<b>0.00</b>	<b>0.00</b>	<b>0.00</b>	<b>0.00</b>	<b>0.00</b>	<b>0.00</b>	<b>0.00</b>	<b>0.00</b>	<b>0.00</b>	<b>0.00</b>	<b>0.00 %</b>	<b>0.00 %</b>	<b>0</b>	<b>0</b>	<b>0</b>	<b>0</b>
<b>Grand Total</b>	<b>1,339.50</b>	<b>0.00</b>	<b>0.00</b>	<b>0.00</b>	<b>1,098.50</b>	<b>0.00</b>	<b>0.00</b>	<b>0.00</b>	<b>0.00</b>	<b>0.00</b>	<b>0.00</b>	<b>0.00</b>	<b>82.01 %</b>	<b>0.00 %</b>	<b>17</b>	<b>0</b>	<b>16</b>	<b>0</b>	



FORM CC-257 Monthly Employment Report by Contractor

Report Date: 10/23/2017

Report By: Calendar Date

1. Covered Area (SMSA or EA)	2. Employers I.D. No.	Name and Location of Contractor PATRIOT CONVEYING AND PUMPING, LLC, P.O. BOX 904, FRANKFORT, IL, 60423												OMB No. 1215-01633						
3. Current Goals Minority Female	4. Reporting Period From 9/1/2015 to 9/30/2017	This Report is required by Executive Order 11246, Sec. 203. Failure to report can result in contracts being cancelled, terminated, or suspended in whole or in part and the contractor may be declared ineligible for further Government contracts of federally assisted construction contracts.												Federal Funding Agency						
5.  CONSTRUCTION	Classifications	6. TOTAL FEDERAL & NON-FEDERAL CONSTRUCTION WORK HOURS												9.		10.				
		6a. Total Hours		6b. Federal		6c. Non-Federal		6d. M		6e. F		6f. M		6g. F		7.	8.	M	F	M
POWER EQUIPMENT OPERATOR (BUILDING AND RESIDENTIAL CONSTRUCTION)	Journey Worker	444.75	0.00	0.00	0.00	0.00	0.00	0.00	0.00	0.00	0.00	0.00	0.00	0.00			5	0	0	0
	Apprentice	0.00	0.00	0.00	0.00	0.00	0.00	0.00	0.00	0.00	0.00	0.00	0.00			0	0	0	0	
	Trainee	0.00	0.00	0.00	0.00	0.00	0.00	0.00	0.00	0.00	0.00	0.00	0.00			0	0	0	0	
	Sub-Total	444.75	0.00	0.00	0.00	0.00	0.00	0.00	0.00	0.00	0.00	0.00	0.00	0.00 %	0.00 %	5	0			
POWER EQUIPMENT OPERATOR (HEAVY AND HIGHWAY CONSTRUCTION)	Journey Worker	109.75	0.00	0.00	0.00	0.00	0.00	0.00	0.00	0.00	0.00	0.00	0.00			2	0	0	0	
	Apprentice							0.00	0.00	0.00	0.00	0.00	0.00				0	0	0	
	Trainee							0.00	0.00	0.00	0.00	0.00	0.00				0	0	0	
	Sub-Total	109.75	0.00	0.00	0.00	0.00	0.00	0.00	0.00	0.00	0.00	0.00	0.00	0.00 %	0.00 %	2	0			
Total Journey Worker		554.50	0.00	0.00	0.00	0.00	0.00	0.00	0.00	0.00	0.00	0.00	0.00			7	0			
Total Apprentices		0.00			0.00	0.00	0.00	0.00	0.00	0.00	0.00	0.00	0.00				0	0	0	
Total Trainees		0.00			0.00	0.00	0.00	0.00	0.00	0.00	0.00	0.00	0.00				0	0	0	
Grand Total		554.50	0.00	0.00	0.00	0.00	0.00	0.00	0.00	0.00	0.00	0.00	0.00	0.00 %	0.00 %	7	0			

E





FORM CC-257 Monthly Employment Report by Contractor

Report Date: 10/23/2017

Report By: Calendar Date

1. Covered Area (SMSA or EA)	2. Employers I.D. No.	Name and Location of Contractor Pine Roofing Company, Inc., 5428 N. Kedzie Ave., Chicago, IL, 60625												OMB No. 1215-01633					
3. Current Goals Minority Female	4. Reporting Period From 9/1/2015 to 9/30/2017	This Report is required by Executive Order 11246, Sec. 203. Failure to report can result in contracts being cancelled, terminated, or suspended in whole or in part and the contractor may be declared ineligible for further Government contracts of federally assisted construction contracts.												Federal Funding Agency					
5. <b>CONSTRUCTION TRADE</b>	Classifications	<b>6. TOTAL FEDERAL &amp; NON-FEDERAL CONSTRUCTION WORK HOURS</b>												9. Total Number of Employees	10. Total Number of Minority Employees				
		6a. Total All Employees By Trade		6b. Black (Not of Hispanic Origin)		6c. Hispanic		6d. Asian or Pacific Islander		6e. American Indian or Native		6f. Other				7. Minority Percentage	8. Female Percentage	M	F
ROOFER	Journey Worker	1,675.50	0.00	0.00	0.00	594.00	0.00	0.00	0.00	0.00	0.00	0.00	0.00			19	0	12	0
	Apprentice	61.25	0.00	0.00	0.00	61.25	0.00	0.00	0.00	0.00	0.00	0.00	0.00			4	0	4	0
	Trainee	0.00	0.00	0.00	0.00	0.00	0.00	0.00	0.00	0.00	0.00	0.00	0.00			0	0	0	0
	Subtotal	1,736.75		0.00		655.25		0.00		0.00		0.00		37.73 %	0.00 %	23		16	
<b>Total Journey Worker</b>								0.00	0.00	0.00	0.00	0.00	0.00				0	12	0
<b>Total Apprentices</b>								0.00	0.00	0.00	0.00	0.00	0.00				0	4	0
<b>Total Trainees</b>								0.00	0.00	0.00	0.00	0.00	0.00				0	0	0
<b>Grand Total</b>		1,736.75		0.00		655.25		0.00		0.00		0.00		37.73 %	0.00 %	23		16	

4

**E**



FORM CC-257 Monthly Employment Report by Contractor

Report Date: 10/23/2017

Report By: Calendar Date

1. Covered Area (SMSA or EA)	2. Employers I.D. No.	Name and Location of Contractor Premium Concrete Inc., 655 Lunt Avenue, Schaumburg, IL, 60193												OMB No. 1215-01633					
3. Current Goals Minority Female	4. Reporting Period From 9/1/2015 to 9/30/2017	This Report is required by Executive Order 11246, Sec. 203. Failure to report can result in contracts being cancelled, terminated, or suspended in whole or in part and the contractor may be declared ineligible for further Government contracts of federally assisted construction contracts.												Federal Funding Agency					
5.  CONSTRUCTION	Classifications	6. TOTAL FEDERAL & NON-FEDERAL CONSTRUCTION WORK HOURS												9.		10.			
		6a. M	F	6b. M	F	6c. M	F	6d. M	F	6e. M	F	6f. M	F	7.	8.	M	F	M	F
CEMENT MASON/CONCRETE FINISHER	Journey Worker	18.00	0.00	0.00	0.00	0.00	0.00	0.00	0.00	0.00	0.00	18.00	0.00			1	0	0	0
	Apprentice	0.00	0.00	0.00	0.00	0.00	0.00	0.00	0.00	0.00	0.00	0.00	0.00			0	0	0	0
	Trainee	0.00	0.00	0.00	0.00	0.00	0.00	0.00	0.00	0.00	0.00	0.00	0.00			0	0	0	0
	<b>Sub-Total</b>	<b>18.00</b>	<b>0.00</b>	<b>0.00</b>	<b>0.00</b>	<b>0.00</b>	<b>0.00</b>	<b>0.00</b>	<b>0.00</b>	<b>0.00</b>	<b>18.00</b>	<b>0.00</b>	<b>0.00</b>	<b>0.00</b>			<b>1</b>	<b>0</b>	<b>0</b>
LABORER (BUILDING & RESIDENTIAL)	Journey Worker	26.00	0.00	0.00	0.00	0.00	0.00	0.00	0.00	0.00	0.00	26.00	0.00			1	0	0	0
	Apprentice							0.00	0.00	0.00	0.00	0.00	0.00				0	0	0
	Trainee							0.00	0.00	0.00	0.00	0.00	0.00				0	0	0
	<b>Sub-Total</b>	<b>26.00</b>	<b>0.00</b>	<b>0.00</b>	<b>0.00</b>	<b>0.00</b>	<b>0.00</b>	<b>0.00</b>	<b>0.00</b>	<b>0.00</b>	<b>26.00</b>	<b>0.00</b>	<b>0.00</b>	<b>0.00</b>			<b>1</b>	<b>0</b>	<b>0</b>
<b>Total Journey Worker</b>		<b>44.00</b>	<b>0.00</b>	<b>0.00</b>	<b>0.00</b>	<b>0.00</b>	<b>0.00</b>	<b>0.00</b>	<b>0.00</b>	<b>0.00</b>	<b>0.00</b>	<b>44.00</b>	<b>0.00</b>				<b>0</b>	<b>0</b>	<b>0</b>
<b>Total Apprentices</b>		<b>0.00</b>	<b>0.00</b>	<b>0.00</b>	<b>0.00</b>	<b>0.00</b>	<b>0.00</b>	<b>0.00</b>	<b>0.00</b>	<b>0.00</b>	<b>0.00</b>	<b>0.00</b>	<b>0.00</b>				<b>0</b>	<b>0</b>	<b>0</b>
<b>Total Trainees</b>		<b>0.00</b>	<b>0.00</b>	<b>0.00</b>	<b>0.00</b>	<b>0.00</b>	<b>0.00</b>	<b>0.00</b>	<b>0.00</b>	<b>0.00</b>	<b>0.00</b>	<b>0.00</b>	<b>0.00</b>				<b>0</b>	<b>0</b>	<b>0</b>
<b>Grand Total</b>		<b>44.00</b>	<b>0.00</b>	<b>0.00</b>	<b>0.00</b>	<b>0.00</b>	<b>0.00</b>	<b>0.00</b>	<b>0.00</b>	<b>0.00</b>	<b>0.00</b>	<b>44.00</b>	<b>0.00</b>	<b>0.00</b>	<b>0.00</b>	<b>2</b>	<b>0</b>	<b>0</b>	<b>0</b>

E



FORM CC-257 Monthly Employment Report by Contractor

U.S. Department of Labor  
 Employment Standards Administration  
 Office of Federal Contract Compliance Programs

Report Date: 10/23/2017

Report By: Calendar Date

1. Covered Area (SMSA or EA)	2. Employers I.D. No.	Name and Location of Contractor Prime Scaffold, Inc., 1220 N. Ellis St., Bensenville, IL, 60106												OMB No. 1215-01633					
3. Current Goals Minority Female	4. Reporting Period From 9/1/2015 to 9/30/2017	This Report is required by Executive Order 11246, Sec. 203. Failure to report can result in contracts being cancelled, terminated, or suspended in whole or in part and the contractor may be declared ineligible for further Government contracts of federally assisted construction contracts.												Federal Funding Agency					
5.  CONSTRUCTION	Classifications	6. TOTAL FEDERAL & NON-FEDERAL CONSTRUCTION WORK HOURS												9.		10.			
		6a. Total Hours		6b. Blk. 1		6c. Blk. 2		6d. Blk. 3		6e. Blk. 4		6f. Blk. 5		7.	8.	M	F	M	F
		M	F	M	F	M	F	M	F	M	F	M	F						
LABORER (BUILDING & RESIDENTIAL)	Journey Worker	75.00	0.00	0.00	0.00	0.00	0.00	0.00	0.00	0.00	0.00	0.00	0.00			4	0	0	0
	Apprentice	0.00	0.00	0.00	0.00	0.00	0.00	0.00	0.00	0.00	0.00	0.00	0.00			0	0	0	0
	Trainee	0.00	0.00	0.00	0.00	0.00	0.00	0.00	0.00	0.00	0.00	0.00	0.00			0	0	0	0
	<b>Sub-Total</b>	<b>75.00</b>	<b>0.00</b>	<b>0.00</b>	<b>0.00</b>	<b>0.00</b>	<b>0.00</b>	<b>0.00</b>	<b>0.00</b>	<b>0.00</b>	<b>0.00</b>	<b>0.00</b>	<b>0.00</b>	<b>0.00 %</b>	<b>0.00 %</b>	<b>4</b>	<b>0</b>	<b>0</b>	<b>0</b>
<b>Total Journey Worker</b>		75.00	0.00	0.00	0.00	0.00	0.00	0.00	0.00	0.00	0.00	0.00	0.00			4	0	0	0
<b>Total Apprentices</b>								0.00	0.00	0.00	0.00	0.00	0.00				0	0	0
<b>Total Trainees</b>								0.00	0.00	0.00	0.00	0.00	0.00				0	0	0
<b>Grand Total</b>		<b>75.00</b>	<b>0.00</b>	<b>0.00</b>	<b>0.00</b>	<b>0.00</b>	<b>0.00</b>	<b>0.00</b>	<b>0.00</b>	<b>0.00</b>	<b>0.00</b>	<b>0.00</b>	<b>0.00 %</b>	<b>0.00 %</b>	<b>4</b>	<b>0</b>	<b>0</b>	<b>0</b>	

[Redacted Signature and Title Area]

**RE**

[Redacted Signature and Title Area]



FORM CC-257 Monthly Employment Report by Contractor

U.S. Department of Labor  
 Employment Standards Administration  
 Office of Federal Contract Compliance Programs

Report Date: 10/23/2017

Report By: Calendar Date

1. Covered Area (SMSA or EA)	2. Employers I.D. No.	Name and Location of Contractor Profasts Inc, 24121 W Theodore Street, Suite 3A, Plainfield, IL, 60586												OMB No. 1215-01633							
3. Current Goals Minority Female	4. Reporting Period From 9/1/2015 to 9/30/2017	This Report is required by Executive Order 11246, Sec. 203. Failure to report can result in contracts being cancelled, terminated, or suspended in whole or in part and the contractor may be declared ineligible for further Government contracts of federally assisted construction contracts.												Federal Funding Agency							
5.  CONSTRUCTION	Classifications	6. TOTAL FEDERAL & NON-FEDERAL CONSTRUCTION WORK HOURS												9.		10.					
		6a.		6b.		6c.		6d.		6e.		6f.		7.		8.		M	F	M	F
		M	F	M	F	M	F	M	F	M	F	M	F								
	Journey Worker	2,719.00	0.00	1,222.00	0.00	658.00	0.00	0.00	0.00	0.00	0.00	0.00	0.00					3	0	2	0
	Apprentice	0.00	0.00	0.00	0.00	0.00	0.00	0.00	0.00	0.00	0.00	0.00	0.00					0	0	0	0
	Trainee	0.00	0.00	0.00	0.00	0.00	0.00	0.00	0.00	0.00	0.00	0.00	0.00					0	0	0	0
	Sub-Total	2,719.00		1,222.00		658.00		0.00		0.00		0.00		69.14 %	0.00 %			3		2	
Total Journey Worker		2,719.00	0.00	1,222.00	0.00	658.00	0.00	0.00	0.00	0.00	0.00	0.00	0.00					3	0	2	0
Total Apprentices								0.00	0.00	0.00	0.00	0.00	0.00					0	0	0	0
Total Trainees								0.00	0.00	0.00	0.00	0.00	0.00					0	0	0	0
Grand Total		2,719.00		1,222.00		658.00		0.00		0.00		0.00		69.14 %	0.00 %			3		2	

E



FORM CC-257 Monthly Employment Report by Contractor

U.S. Department of Labor  
 Employment Standards Administration  
 Office of Federal Contract Compliance Programs

Report Date: 10/23/2017  
 Report By: Calendar Date

1. Covered Area (SMSA or EA)	2. Employers I.D. No.	Name and Location of Contractor Quality Saw & Seal, 7600 West 79th Street, Bridgeview, IL, 60455												OMB No. 1215-01633								
3. Current Goals Minority Female	4. Reporting Period From 9/1/2015 to 9/30/2017	This Report is required by Executive Order 11246, Sec. 203. Failure to report can result in contracts being cancelled, terminated, or suspended in whole or in part and the contractor may be declared ineligible for further Government contracts of federally assisted construction contracts.												Federal Funding Agency								
5.  CONSTRUCTION	Classifications	6. TOTAL FEDERAL & NON-FEDERAL CONSTRUCTION WORK HOURS												9.		10.						
		6a. M F		6b. M F		6c. M F		6d. M F		6e. M F		6f. M F		7.		8.		M	F	M	F	
LABORER (HEAVY & HIGHWAY)	Journey Worker	45.50	0.00	0.00	0.00	0.00	0.00	0.00	0.00	0.00	0.00	0.00	0.00	0.00	0.00	0.00			4	0	0	0
	Apprentice	0.00	0.00	0.00	0.00	0.00	0.00	0.00	0.00	0.00	0.00	0.00	0.00	0.00	0.00	0.00			0	0	0	0
	Trainee	0.00	0.00	0.00	0.00	0.00	0.00	0.00	0.00	0.00	0.00	0.00	0.00	0.00	0.00	0.00			0	0	0	0
	Sub-Total	45.50	0.00	0.00	0.00	0.00	0.00	0.00	0.00	0.00	0.00	0.00	0.00	0.00	0.00	0.00	0.00 %	0.00 %	4	0	0	0
Total Journey Worker		45.50	0.00	0.00	0.00	0.00	0.00	0.00	0.00	0.00	0.00	0.00	0.00	0.00	0.00	0.00			4	0	0	0
Total Apprentices								0.00	0.00	0.00	0.00	0.00	0.00	0.00	0.00	0.00			0	0	0	0
Total Trainees								0.00	0.00	0.00	0.00	0.00	0.00	0.00	0.00	0.00			0	0	0	0
Grand Total		45.50	0.00	0.00	0.00	0.00	0.00	0.00	0.00	0.00	0.00	0.00	0.00	0.00	0.00	0.00 %	0.00 %	4	0	0	0	

E



FORM CC-257 Monthly Employment Report by Contractor

U.S. Department of Labor  
 Employment Standards Administration  
 Office of Federal Contract Compliance Programs

Report Date: 10/23/2017

Report By: Calendar Date

1. Covered Area (SMSA or EA)	2. Employers I.D. No.	Name and Location of Contractor RA Seaton Contractor Services LLC, 1467 McKinley Ave, Belvidere, IL, 61008												OMB No. 1215-01633					
3. Current Goals Minority Female	4. Reporting Period From 9/1/2015 to 9/30/2017	This Report is required by Executive Order 11246, Sec. 203. Failure to report can result in contracts being cancelled, terminated, or suspended in whole or in part and the contractor may be declared ineligible for further Government contracts of federally assisted construction contracts.												Federal Funding Agency					
5.  CONSTRUCTION	Classifications	6. TOTAL FEDERAL & NON-FEDERAL CONSTRUCTION WORK HOURS												9.		10.			
		6a. Total Hours		6b. Federal		6c. Non-Federal		6d. M		6e. F		6f. M		6g. F		7.		8.	
		M	F	M	F	M	F	M	F	M	F	M	F			M	F	M	F
TRUCK DRIVER (HEAVY AND HIGHWAY)	Journey Worker	687.25	0.00	0.00	0.00	566.50	0.00	0.00	0.00	0.00	0.00	0.00	0.00			24	0	19	0
	Apprentice	0.00	0.00	0.00	0.00	0.00	0.00	0.00	0.00	0.00	0.00	0.00	0.00			0	0	0	0
	Trainee	0.00	0.00	0.00	0.00	0.00	0.00	0.00	0.00	0.00	0.00	0.00	0.00			0	0	0	0
	<b>Sub-Total</b>	<b>687.25</b>	<b>0.00</b>	<b>0.00</b>	<b>0.00</b>	<b>566.50</b>	<b>0.00</b>	<b>0.00</b>	<b>0.00</b>	<b>0.00</b>	<b>0.00</b>	<b>0.00</b>	<b>0.00</b>	<b>82.43 %</b>	<b>0.00 %</b>	<b>24</b>	<b>0</b>	<b>19</b>	<b>0</b>
<b>Total Journey Worker</b>	687.25	0.00	0.00	0.00	566.50	0.00	0.00	0.00	0.00	0.00	0.00	0.00			24	0	19	0	
<b>Total Apprentices</b>								0.00	0.00	0.00	0.00	0.00	0.00			0	0	0	0
<b>Total Trainees</b>								0.00	0.00	0.00	0.00	0.00	0.00			0	0	0	0
<b>Grand Total</b>		<b>687.25</b>	<b>0.00</b>	<b>0.00</b>	<b>0.00</b>	<b>566.50</b>	<b>0.00</b>	<b>0.00</b>	<b>0.00</b>	<b>0.00</b>	<b>0.00</b>	<b>0.00</b>	<b>82.43 %</b>	<b>0.00 %</b>	<b>24</b>	<b>0</b>	<b>19</b>	<b>0</b>	

[Redacted Signature and Title Area]

**RE**

[Redacted Signature and Title Area]



FORM CC-257 Monthly Employment Report by Contractor

U.S. Department of Labor  
 Employment Standards Administration  
 Office of Federal Contract Compliance Programs

Report Date: 10/23/2017

Report By: Calendar Date

1. Covered Area (SMSA or EA)	2. Employers I.D. No.	Name and Location of Contractor Rex Electric & Technology, LLC, 200 W. Monroe Suite 1700, Chicago, IL, 60606												OMB No. 1215-01633								
3. Current Goals Minority Female	4. Reporting Period From 9/1/2015 to 9/30/2017	This Report is required by Executive Order 11246, Sec. 203. Failure to report can result in contracts being cancelled, terminated, or suspended in whole or in part and the contractor may be declared ineligible for further Government contracts of federally assisted construction contracts.												Federal Funding Agency								
5.  CONSTRUCTION	Classifications	6. TOTAL FEDERAL & NON-FEDERAL CONSTRUCTION WORK HOURS												9.		10.						
		6a. Total Hours		6b. Federal		6c. Non-Federal		6d. M		6e. F		6f. M		6g. F		7.		8.				
		M	F	M	F	M	F	M	F	M	F	M	F	M	F			M	F	M	F	
ELECTRICIAN	Journey Worker	571.00	0.00	0.00	0.00	216.00	0.00	0.00	0.00	0.00	0.00	0.00	0.00	0.00	0.00			5	0	1	0	
	Apprentice	32.00	0.00	0.00	0.00	0.00	0.00	0.00	0.00	0.00	0.00	0.00	0.00	0.00	0.00			1	0	0	0	
	Trainee	0.00	0.00	0.00	0.00	0.00	0.00	0.00	0.00	0.00	0.00	0.00	0.00	0.00	0.00			0	0	0	0	
	Sub-Total	603.00		0.00		216.00		0.00		0.00		0.00		0.00		35.82 %	0.00 %	6		1		
Total Journey Worker		571.00	0.00	0.00	0.00	216.00	0.00	0.00	0.00	0.00	0.00	0.00	0.00	0.00	0.00			5	0	1	0	
Total Apprentices								0.00	0.00	0.00	0.00	0.00	0.00	0.00	0.00				0	0	0	0
Total Trainees								0.00	0.00	0.00	0.00	0.00	0.00	0.00	0.00				0	0	0	0
Grand Total		603.00		0.00		216.00		0.00		0.00		0.00		0.00	35.82 %	0.00 %	6		1			

[Redacted Signature and Title]

[Redacted Signature]

[Redacted Signature and Title]



FORM CC-257 Monthly Employment Report by Contractor

U.S. Department of Labor  
 Employment Standards Administration  
 Office of Federal Contract Compliance Programs

Report Date: 10/23/2017

Report By: Calendar Date

1. Covered Area (SMSA or EA)	2. Employers I.D. No.	Name and Location of Contractor RJD Construction Services, 3632 Emerald Avenue, Steger, IL, 60475												OMB No. 1215-01633						
3. Current Goals Minority Female	4. Reporting Period From 9/1/2015 to 9/30/2017	This Report is required by Executive Order 11246, Sec. 203. Failure to report can result in contracts being cancelled, terminated, or suspended in whole or in part and the contractor may be declared ineligible for further Government contracts of federally assisted construction contracts.												Federal Funding Agency						
5.  CONSTRUCTION	Classifications	6. TOTAL FEDERAL & NON-FEDERAL CONSTRUCTION WORK HOURS												9.		10.				
		6a. Total Hours		6b. Blk. 1		6c. Blk. 2		6d. Blk. 3		6e. Blk. 4		6f. Blk. 5		7.	8.	M	F	M	F	
POWER EQUIPMENT OPERATOR (BUILDING AND RESIDENTIAL CONSTRUCTION)	Journey Worker	2,312.80	0.00	0.00	0.00	0.00	0.00	0.00	0.00	0.00	0.00	0.00	514.00			0.00			5	0
	Apprentice	0.00	0.00	0.00	0.00	0.00	0.00	0.00	0.00	0.00	0.00	0.00	0.00	0.00			0	0	0	0
	Trainee	0.00	0.00	0.00	0.00	0.00	0.00	0.00	0.00	0.00	0.00	0.00	0.00	0.00			0	0	0	0
	Sub-Total	2,312.80		0.00		0.00		0.00		0.00		0.00	514.00		0.00 %	0.00 %	5		0	
Total Journey Worker		2,312.80	0.00	0.00	0.00	0.00	0.00	0.00	0.00	0.00	0.00	0.00	514.00	0.00			5	0	0	0
Total Apprentices								0.00	0.00	0.00	0.00	0.00	0.00					0	0	0
Total Trainees								0.00	0.00	0.00	0.00	0.00	0.00					0	0	0
Grand Total		2,312.80		0.00		0.00		0.00		0.00		0.00	514.00		0.00 %	0.00 %	5		0	

[Redacted Signature Area]

[Redacted Signature Area]

**RE**





FORM CC-257 Monthly Employment Report by Contractor

U.S. Department of Labor  
 Employment Standards Administration  
 Office of Federal Contract Compliance Programs

Report Date: 10/23/2017  
 Report By: Calendar Date

1. Covered Area (SMSA or EA)	2. Employers I.D. No.	Name and Location of Contractor RoadSafe Traffic Systems, Inc., 12225 Disk Drive, Romeoville, IL, 60441												OMB No. 1215-01633							
3. Current Goals Minority Female	4. Reporting Period From 9/1/2015 to 9/30/2017	This Report is required by Executive Order 11246, Sec. 203. Failure to report can result in contracts being cancelled, terminated, or suspended in whole or in part and the contractor may be declared ineligible for further Government contracts of federally assisted construction contracts.												Federal Funding Agency							
5.  CONSTRUCTION	Classifications	6. TOTAL FEDERAL & NON-FEDERAL CONSTRUCTION WORK HOURS												9.		10.					
		6a. M F		6b. M F		6c. M F		6d. M F		6e. M F		6f. M F		7.		8.		M	F	M	F
TRAFFIC CONTROL DEVICE MONITOR	Journey Worker	97.75	0.00	10.25	0.00	57.50	0.00	10.00	0.00	0.00	0.00	0.00	0.00					10	0	8	0
	Apprentice	0.00	0.00	0.00	0.00	0.00	0.00	0.00	0.00	0.00	0.00	0.00	0.00					0	0	0	0
	Trainee	0.00	0.00	0.00	0.00	0.00	0.00	0.00	0.00	0.00	0.00	0.00	0.00					0	0	0	0
	<b>Sub-Total</b>	<b>97.75</b>		<b>10.25</b>		<b>57.50</b>		<b>10.00</b>		<b>0.00</b>		<b>0.00</b>		<b>79.54 %</b>	<b>0.00 %</b>			<b>10</b>		<b>8</b>	
<b>Total Journey Worker</b>		97.75	0.00	10.25	0.00	57.50	0.00	10.00	0.00	0.00	0.00	0.00	0.00					10	0	8	0
<b>Total Apprentices</b>		[REDACTED]						0.00	0.00	0.00	0.00	0.00	0.00					0	0	0	0
<b>Total Trainees</b>		[REDACTED]						0.00	0.00	0.00	0.00	0.00	0.00					0	0	0	0
<b>Grand Total</b>		<b>97.75</b>		<b>10.25</b>		<b>57.50</b>		<b>10.00</b>		<b>0.00</b>		<b>0.00</b>		<b>79.54 %</b>	<b>0.00 %</b>			<b>10</b>		<b>8</b>	

[REDACTED SIGNATURE AND TITLE]

[REDACTED SIGNATURE]

[REDACTED SIGNATURE]



FORM CC-257 Monthly Employment Report by Contractor

U.S. Department of Labor  
Employment Standards Administration  
Office of Federal Contract Compliance Programs

Report Date: 10/23/2017

Report By: Calendar Date

1. Covered Area (SMSA or EA)	2. Employers I.D. No.	Name and Location of Contractor Ron Jones Electric, Inc, 695 Schneider Dr, South Elgin, IL, 60177												OMB No. 1215-01633					
3. Current Goals Minority Female	4. Reporting Period From 9/1/2015 to 9/30/2017	This Report is required by Executive Order 11246, Sec. 203. Failure to report can result in contracts being cancelled, terminated, or suspended in whole or in part and the contractor may be declared ineligible for further Government contracts of federally assisted construction contracts.												Federal Funding Agency					
5. <b>CONSTRUCTION TRADE</b>	Classifications	<b>6. TOTAL FEDERAL &amp; NON-FEDERAL CONSTRUCTION WORK HOURS</b>												9. Total Number of Employees		10. Total Number of Minority Employees			
		6a. Total All Employees By Trade		6b. Black (Not of Hispanic Origin)		6c. Hispanic		6d. Asian or Pacific Islander		6e. American Indian or Native		6f. Other						7. Minority Percentage	8. Female Percentage
		M	F	M	F	M	F	M	F	M	F	M	F						
ELECTRICIAN	Journey Worker	2,706.50	0.00	1,618.50	0.00	0.00	0.00	0.00	0.00	0.00	0.00	0.00	0.00			5	0	3	0
	Apprentice	1,439.00	624.00	719.00	0.00	0.00	0.00	544.00	0.00	0.00	0.00	0.00	0.00			3	1	2	0
	Trainee	0.00	0.00	0.00	0.00	0.00	0.00	0.00	0.00	0.00	0.00	0.00	0.00			0	0	0	0
	<b>Sub-Total</b>	4,769.50		2,337.50		0.00		544.00		0.00		0.00		60.42 %	13.08 %	9		5	
ELECTRICIAN - JOURNEYMAN	Journey Worker							0.00	0.00	0.00	0.00	0.00	0.00				0	2	0
	Apprentice							0.00	0.00	0.00	0.00	0.00	0.00				0	0	0
	Trainee							0.00	0.00	0.00	0.00	0.00	0.00				0	0	0
	<b>Sub-Total</b>	535.00		295.00		0.00		0.00		0.00		0.00		55.14 %	0.00 %	3		2	
ELECTRICIAN - JOURNEYMAN WIREMAN	Journey Worker	513.00			0.00	0.00	0.00	0.00	0.00	0.00	0.00	0.00					0	3	0
	Apprentice	0.00			0.00	0.00	0.00	0.00	0.00	0.00	0.00	0.00					0	0	0
	Trainee	0.00			0.00	0.00	0.00	0.00	0.00	0.00	0.00	0.00					0	0	0
	<b>Sub-Total</b>	513.00		288.00		0.00		0.00		0.00		0.00		56.14 %	0.00 %	6		3	
ELECTRICIAN - WIREMAN JOURNEYMAN	Journey Worker	920.00			0.00	16.00	0.00	0.00	0.00	0.00	0.00	0.00					0	5	0
	Apprentice	0.00			0.00	0.00	0.00	0.00	0.00	0.00	0.00	0.00					0	0	0
	Trainee	0.00			0.00	0.00	0.00	0.00	0.00	0.00	0.00	0.00					0	0	0
	<b>Sub-Total</b>	920.00		552.00		16.00		0.00		0.00		0.00		61.74 %	0.00 %	9		5	
<b>Total Journey Worker</b>		4,674.50		2,915.50		16.00		544.00		0.00		0.00		59.85 %	9.26 %	27		13	
<b>Total Apprentices</b>		1,439.00		719.00		0.00		544.00		0.00		0.00				3		2	
<b>Total Trainees</b>		0.00		0.00		0.00		0.00		0.00		0.00				0		0	
<b>Grand Total</b>		6,737.50		3,472.50		16.00		544.00		0.00		0.00		59.85 %	9.26 %	27		15	

1



FORM CC-257 Monthly Employment and Compensation Report by Contractor

U.S. Department of Labor  
 Employment Standards Administration  
 Office of Federal Contract Compliance Programs

Report Date: 10/23/2017

Report By: Calendar Date


1. Covered Area (SMSA or EA)	2. Employers I.D. No.	Name and Location of Contractor Rossi Contractors, Inc., 201 W Lake St, Northlake, IL, 60164												OMB No. 1215-01633							
3. Current Goals Minority Female	4. Reporting Period From 9/1/2015 to 9/30/2017	This Report is required by Executive Order 11246, Sec. 203. Failure to report can result in contracts being cancelled, terminated, or suspended in whole or in part and the contractor may be declared ineligible for further Government contracts of federally assisted construction contracts.												Federal Funding Agency							
5. <b>CONSTRUCTION TRADE</b>	Classifications	<b>6. TOTAL FEDERAL &amp; NON-FEDERAL CONSTRUCTION WORK HOURS</b>												9. Total Number of Employees		10. Total Number of Minority Employees					
		6a. Total All Employees By Trade	6b. Black (Not of Hispanic Origin)		6c. Hispanic		6d. Asian or Pacific Islander		6e. American Indian or Native		6f. Other		7. Minority Percentage					8. Female Percentage	M	F	
CARPENTER - JOURNEYMAN	Journey Worker	4.00	0.00	0.00	0.00	0.00	0.00	0.00	0.00	0.00	0.00	0.00	0.00	0.00			1	0	0	0	
	Apprentice	0.00	0.00	0.00	0.00	0.00	0.00	0.00	0.00	0.00	0.00	0.00	0.00	0.00			0	0	0	0	
	Trainee	0.00	0.00	0.00	0.00	0.00	0.00	0.00	0.00	0.00	0.00	0.00	0.00	0.00			0	0	0	0	
	Sub-Total	4.00	0.00	0.00	0.00	0.00	0.00	0.00	0.00	0.00	0.00	0.00	0.00	0.00	0.00%	0.00%	1	0	0	0	
LABORER	Journey Worker							0.00	0.00	0.00	0.00	0.00	0.00					0	0	0	0
	Apprentice	80.00						0.00	0.00	0.00	0.00	0.00	0.00			1	0	0	0		
	Trainee							0.00	0.00	0.00	0.00	0.00	0.00					0	0	0	0
	Sub-Total	80.00	0.00	0.00	0.00	0.00	0.00	0.00	0.00	0.00	0.00	0.00	0.00	0.00%	0.00%	1	0	0	0	0	0
LABORER (HEAVY & HIGHWAY)	Journey Worker	14,584.50			0.00	5,276.50	0.00	0.00	0.00	0.00	0.00	0.00	0.00					0	8	0	0
	Apprentice	0.00			0.00	0.00	0.00	0.00	0.00	0.00	0.00	0.00	0.00					0	0	0	0
	Trainee	0.00			0.00	0.00	0.00	0.00	0.00	0.00	0.00	0.00	0.00					0	0	0	0
	Sub-Total	14,584.50	0.00	0.00	5,276.50	0.00	0.00	0.00	0.00	0.00	0.00	0.00	0.00	36.18%	0.00%	21	8	0	0	0	0
MECHANIC - JOURNEYMAN	Journey Worker	8.00			0.00	0.00	0.00	0.00	0.00	0.00	0.00	0.00	0.00					0	0	0	0
	Apprentice	0.00			0.00	0.00	0.00	0.00	0.00	0.00	0.00	0.00	0.00					0	0	0	0
	Trainee	0.00			0.00	0.00	0.00	0.00	0.00	0.00	0.00	0.00	0.00					0	0	0	0
	Sub-Total	8.00	0.00	0.00	0.00	0.00	0.00	0.00	0.00	0.00	0.00	0.00	0.00	0.00%	0.00%	1	0	0	0	0	0
OPERATING ENGINEER (HY)	Journey Worker	0.00			0.00	0.00	0.00	0.00	0.00	0.00	0.00	0.00	0.00					0	0	0	0
	Apprentice	0.00	1,840.00		0.00	0.00	0.00	0.00	0.00	0.00	0.00	0.00	0.00					1	0	0	0
	Trainee	0.00			0.00	0.00	0.00	0.00	0.00	0.00	0.00	0.00	0.00					0	0	0	0
	Sub-Total	1,840.00	0.00	0.00	0.00	0.00	0.00	0.00	0.00	0.00	0.00	0.00	0.00	0.00%	100.00%	1	0	0	0	0	0
PLUMBER	Journey Worker	2,337.00			0.00	0.00	0.00	0.00	0.00	0.00	0.00	0.00	0.00					0	0	0	0
	Apprentice	0.00			0.00	0.00	0.00	0.00	0.00	0.00	0.00	0.00	0.00					0	0	0	0
	Trainee	0.00			0.00	0.00	0.00	0.00	0.00	0.00	0.00	0.00	0.00					0	0	0	0
	Sub-Total	2,337.00	0.00	0.00	0.00	0.00	0.00	0.00	0.00	0.00	0.00	0.00	0.00	0.00%	0.00%	1	0	0	0	0	0
POWER EQUIPMENT OPERATOR (HEAVY AND HIGHWAY CONSTRUCTION)	Journey Worker	6,492.00	0.00	0.00	0.00	232.50	0.00	0.00	0.00	0.00	0.00	0.00	0.00					11	0	1	0
	Apprentice	0.00	0.00	0.00	0.00	0.00	0.00	0.00	0.00	0.00	0.00	0.00	0.00					0	0	0	0
	Trainee	0.00	0.00	0.00	0.00	0.00	0.00	0.00	0.00	0.00	0.00	0.00	0.00					0	0	0	0
	Sub-Total	6,492.00	0.00	0.00	232.50	0.00	0.00	0.00	0.00	0.00	0.00	0.00	0.00	3.58%	0.00%	11	1	0	0	0	0





FORM CC-257 Monthly Employment Information Report by Contractor

U.S. Department of Labor  
 Employment Standards Administration  
 Office of Federal Contract Compliance Programs

Report Date: 10/23/2017  
 Report By: Calendar Date



TRUCK DRIVER (BUILDING AND RESIDENTIAL)	Journey Worker	546.50	0.00	0.00	0.00	546.50	0.00	0.00	0.00	0.00	0.00	0.00	0.00			1	0	1	0
	Apprentice	0.00	0.00	0.00	0.00	0.00	0.00	0.00	0.00	0.00	0.00	0.00	0.00			0	0	0	0
	Trainee	0.00	0.00	0.00	0.00	0.00	0.00	0.00	0.00	0.00	0.00	0.00	0.00			0	0	0	0
	<b>Sub-Total</b>	<b>546.50</b>		<b>0.00</b>		<b>546.50</b>	<b>0.00</b>	<b>0.00</b>	<b>0.00</b>	<b>0.00</b>	<b>0.00</b>	<b>0.00</b>	<b>0.00</b>	<b>100.00 %</b>	<b>0.00 %</b>	<b>1</b>		<b>1</b>	
TRUCK DRIVER (HEAVY AND HIGHWAY)	Journey Worker	5,583.00	0.00	646.50	0.00	0.00	0.00	0.00	0.00	0.00	0.00	0.00	0.00			12	0	2	0
	Apprentice	0.00	0.00	0.00	0.00	0.00	0.00	0.00	0.00	0.00	0.00	0.00	0.00			0	0	0	0
	Trainee	0.00	0.00	0.00	0.00	0.00	0.00	0.00	0.00	0.00	0.00	0.00	0.00			0	0	0	0
	<b>Sub-Total</b>	<b>5,583.00</b>		<b>646.50</b>		<b>0.00</b>	<b>0.00</b>	<b>0.00</b>	<b>0.00</b>	<b>0.00</b>	<b>0.00</b>	<b>0.00</b>	<b>11.58 %</b>	<b>0.00 %</b>	<b>12</b>		<b>2</b>		
<b>Total Journey Worker</b>		29,555.00	0.00	646.50	0.00	6,055.50	0.00	0.00	0.00	0.00	0.00	0.00	0.00			48	0	12	0
<b>Total Apprentices</b>		80.00	1,840.00	0.00	0.00	0.00	0.00	0.00	0.00	0.00	0.00	0.00	0.00			1	1	0	0
<b>Total Trainees</b>		0.00	0.00	0.00	0.00	0.00	0.00	0.00	0.00	0.00	0.00	0.00	0.00			0	0	0	0
<b>Grand Total</b>		<b>31,475.00</b>		<b>646.50</b>		<b>6,055.50</b>	<b>0.00</b>	<b>0.00</b>	<b>0.00</b>	<b>0.00</b>	<b>0.00</b>	<b>0.00</b>	<b>21.29 %</b>	<b>5.85 %</b>	<b>50</b>		<b>12</b>		





FORM CC-257 Monthly Employment Report by Contractor

U.S. Department of Labor  
 Employment Standards Administration  
 Office of Federal Contract Compliance Programs

Report Date: 10/23/2017

Report By: Calendar Date

1. Covered Area (SMSA or EA)	2. Employers I.D. No.	Name and Location of Contractor Roughneck Concrete Drilling and Sawing Co, 8400 Lehigh Avenue, Morton Grove, IL, 60053												OMB No. 1215-01633					
3. Current Goals Minority Female	4. Reporting Period From 9/1/2015 to 9/30/2017	This Report is required by Executive Order 11246, Sec. 203. Failure to report can result in contracts being cancelled, terminated, or suspended in whole or in part and the contractor may be declared ineligible for further Government contracts of federally assisted construction contracts.												Federal Funding Agency					
5. <b>CONSTRUCTION TRADE</b>	Classifications	<b>6. TOTAL FEDERAL &amp; NON-FEDERAL CONSTRUCTION WORK HOURS</b>												9. Total Number of Employees		10. Total Number of Minority Employees			
		6a. Total All Employees By Trade		6b. Black (Not of Hispanic Origin)		6c. Hispanic		6d. Asian or Pacific Islander		6e. American Indian or Native		6f. Other						7. Minority Percentage	8. Female Percentage
		M	F	M	F	M	F	M	F	M	F	M	F						
ELECTRICIAN	Journey Worker	8.50	0.00	0.00	0.00	0.00	0.00	0.00	0.00	0.00	0.00	0.00	0.00	0.00 %	0.00 %	1	0	0	0
	Apprentice	0.00	0.00	0.00	0.00	0.00	0.00	0.00	0.00	0.00	0.00	0.00	0.00			0	0	0	0
	Trainee	0.00	0.00	0.00	0.00	0.00	0.00	0.00	0.00	0.00	0.00	0.00	0.00			0	0	0	0
	<b>Sub-Total</b>	<b>8.50</b>	<b>0.00</b>	<b>0.00</b>	<b>0.00</b>	<b>0.00</b>	<b>0.00</b>	<b>0.00</b>	<b>0.00</b>	<b>0.00</b>	<b>0.00</b>	<b>0.00</b>	<b>0.00</b>			<b>1</b>	<b>0</b>	<b>0</b>	<b>0</b>
LABORER (HEAVY & HIGHWAY)	Journey Worker	0.00	0.00	0.00	0.00	0.00	0.00	0.00	0.00	0.00	0.00	0.00	17.05 %	0.00 %	0	0	3	0	
	Apprentice	0.00	0.00	0.00	0.00	0.00	0.00	0.00	0.00	0.00	0.00	0.00			0	0	0	0	
	Trainee	0.00	0.00	0.00	0.00	0.00	0.00	0.00	0.00	0.00	0.00	0.00			0	0	0	0	
	<b>Sub-Total</b>	<b>66.00</b>	<b>0.00</b>	<b>11.25</b>	<b>0.00</b>	<b>0.00</b>	<b>0.00</b>	<b>0.00</b>	<b>0.00</b>	<b>0.00</b>	<b>0.00</b>	<b>0.00</b>			<b>8</b>	<b>3</b>	<b>0</b>	<b>0</b>	
PLUMBER	Journey Worker	5.50	0.00	0.00	0.00	0.00	0.00	0.00	0.00	0.00	0.00	0.00	0.00 %	0.00 %	0	0	0	0	
	Apprentice	0.00	0.00	0.00	0.00	0.00	0.00	0.00	0.00	0.00	0.00	0.00			0	0	0	0	
	Trainee	0.00	0.00	0.00	0.00	0.00	0.00	0.00	0.00	0.00	0.00	0.00			0	0	0	0	
	<b>Sub-Total</b>	<b>5.50</b>	<b>0.00</b>	<b>0.00</b>	<b>0.00</b>	<b>0.00</b>	<b>0.00</b>	<b>0.00</b>	<b>0.00</b>	<b>0.00</b>	<b>0.00</b>	<b>0.00</b>			<b>1</b>	<b>0</b>	<b>0</b>	<b>0</b>	
<b>Total Journey Worker</b>		<b>80.00</b>	<b>0.00</b>	<b>11.25</b>	<b>0.00</b>	<b>0.00</b>	<b>0.00</b>	<b>0.00</b>	<b>0.00</b>	<b>0.00</b>	<b>0.00</b>	<b>0.00</b>	<b>10</b>	<b>0</b>	<b>3</b>	<b>0</b>			
<b>Total Apprentices</b>		<b>0.00</b>	<b>0.00</b>	<b>0.00</b>	<b>0.00</b>	<b>0.00</b>	<b>0.00</b>	<b>0.00</b>	<b>0.00</b>	<b>0.00</b>	<b>0.00</b>	<b>0.00</b>	<b>0</b>	<b>0</b>	<b>0</b>	<b>0</b>			
<b>Total Trainees</b>		<b>0.00</b>	<b>0.00</b>	<b>0.00</b>	<b>0.00</b>	<b>0.00</b>	<b>0.00</b>	<b>0.00</b>	<b>0.00</b>	<b>0.00</b>	<b>0.00</b>	<b>0.00</b>	<b>0</b>	<b>0</b>	<b>0</b>	<b>0</b>			
<b>Grand Total</b>		<b>80.00</b>	<b>0.00</b>	<b>11.25</b>	<b>0.00</b>	<b>0.00</b>	<b>0.00</b>	<b>0.00</b>	<b>0.00</b>	<b>0.00</b>	<b>0.00</b>	<b>0.00</b>	<b>14.06 %</b>	<b>0.00 %</b>	<b>10</b>	<b>3</b>			

G



FORM CC-257 Monthly Employment Report by Contractor

U.S. Department of Labor  
 Employment Standards Administration  
 Office of Federal Contract Compliance Programs

Report Date: 10/23/2017

Report By: Calendar Date

1. Covered Area (SMSA or EA)		2. Employers I.D. No.		3. Name and Location of Contractor Royal Crane Service, Inc., P.O. Box 1858, Bridgeview, IL, 60455										OMB No. 1215-01633							
3. Current Goals Minority Female		4. Reporting Period From 9/1/2015 to 9/30/2017		This Report is required by Executive Order 11246, Sec. 203. Failure to report can result in contracts being cancelled, terminated, or suspended in whole or in part and the contractor may be declared ineligible for further Government contracts of federally assisted construction contracts.										Federal Funding Agency							
5.  CONSTRUCTION		Classifications		6. TOTAL FEDERAL & NON-FEDERAL CONSTRUCTION WORK HOURS										9.		10.					
				6a.		6b.		6c.		6d.		6e.						6f.		7.	
				M	F	M	F	M	F	M	F	M	F	M	F			M	F	M	F
TRUCK DRIVER (HEAVY AND HIGHWAY)		Journey Worker		54.50	0.00	0.00	0.00	0.00	0.00	0.00	0.00	0.00	0.00	0.00	0.00			1	0	0	0
		Apprentice		0.00	0.00	0.00	0.00	0.00	0.00	0.00	0.00	0.00	0.00	0.00	0.00			0	0	0	0
		Trainee		0.00	0.00	0.00	0.00	0.00	0.00	0.00	0.00	0.00	0.00	0.00	0.00			0	0	0	0
		Sub-Total		54.50		0.00		0.00		0.00		0.00		0.00		0.00 %	0.00 %	1		0	
Total Journey Worker				54.50	0.00	0.00	0.00	0.00	0.00	0.00	0.00	0.00	0.00	0.00			1	0	0	0	
Total Apprentices										0.00	0.00	0.00	0.00	0.00	0.00				0	0	0
Total Trainees										0.00	0.00	0.00	0.00	0.00	0.00				0	0	0
Grand Total				54.50		0.00		0.00		0.00		0.00		0.00		0.00 %	0.00 %	1		0	

[Redacted Signature and Title Area]

**E**

[Redacted Signature and Title Area]



FORM CC-257 Monthly Employment Report by Contractor

Report Date: 10/23/2017

Report By: Calendar Date

1. Covered Area (SMSA or EA)	2. Employers I.D. No.	Name and Location of Contractor Sanchez Paving Compnay Inc., 16309 S Crawford, Markham, IL, 60428												OMB No. 1215-01633					
3. Current Goals Minority Female	4. Reporting Period From 9/1/2015 to 9/30/2017	This Report is required by Executive Order 11246, Sec. 203. Failure to report can result in contracts being cancelled, terminated, or suspended in whole or in part and the contractor may be declared ineligible for further Government contracts of federally assisted construction contracts.												Federal Funding Agency					
5.  CONSTRUCTION	Classifications	6. TOTAL FEDERAL & NON-FEDERAL CONSTRUCTION WORK HOURS												9.		10.			
		6a. Total Hours		6b. Federal		6c. Non-Federal		6d. Apprentices		6e. Trainees		6f. Total		7.	8.	M	F	M	F
		M	F	M	F	M	F	M	F	M	F	M	F						
LABORER (HEAVY & HIGHWAY)	Journey Worker	73.00	0.00	0.00	0.00	41.00	0.00	0.00	0.00	0.00	0.00	0.00	0.00			2	0	1	0
	Apprentice	0.00	0.00	0.00	0.00	0.00	0.00	0.00	0.00	0.00	0.00	0.00	0.00			0	0	0	0
	Trainee	0.00	0.00	0.00	0.00	0.00	0.00	0.00	0.00	0.00	0.00	0.00	0.00			0	0	0	0
	<b>Sub-Total</b>	<b>73.00</b>	<b>0.00</b>	<b>0.00</b>	<b>0.00</b>	<b>41.00</b>	<b>0.00</b>	<b>0.00</b>	<b>0.00</b>	<b>0.00</b>	<b>0.00</b>	<b>0.00</b>	<b>0.00</b>	<b>56.16 %</b>	<b>0.00 %</b>	<b>2</b>	<b>0</b>	<b>1</b>	<b>0</b>
POWER EQUIPMENT OPERATOR (HEAVY AND HIGHWAY CONSTRUCTION)	Journey Worker	79.00	0.00	0.00	0.00	79.00	0.00	0.00	0.00	0.00	0.00	0.00	0.00			2	0	2	0
	Apprentice	0.00	0.00	0.00	0.00	0.00	0.00	0.00	0.00	0.00	0.00	0.00	0.00			0	0	0	0
	Trainee	0.00	0.00	0.00	0.00	0.00	0.00	0.00	0.00	0.00	0.00	0.00	0.00			0	0	0	0
	<b>Sub-Total</b>	<b>79.00</b>	<b>0.00</b>	<b>0.00</b>	<b>0.00</b>	<b>79.00</b>	<b>0.00</b>	<b>0.00</b>	<b>0.00</b>	<b>0.00</b>	<b>0.00</b>	<b>0.00</b>	<b>0.00</b>	<b>100.00 %</b>	<b>0.00 %</b>	<b>2</b>	<b>0</b>	<b>2</b>	<b>0</b>
<b>Total Journey Worker</b>		<b>152.00</b>	<b>0.00</b>	<b>0.00</b>	<b>0.00</b>	<b>120.00</b>	<b>0.00</b>	<b>0.00</b>	<b>0.00</b>	<b>0.00</b>	<b>0.00</b>	<b>0.00</b>	<b>0.00</b>			<b>2</b>	<b>0</b>	<b>3</b>	<b>0</b>
<b>Total Apprentices</b>		<b>0.00</b>	<b>0.00</b>	<b>0.00</b>	<b>0.00</b>	<b>0.00</b>	<b>0.00</b>	<b>0.00</b>	<b>0.00</b>	<b>0.00</b>	<b>0.00</b>	<b>0.00</b>	<b>0.00</b>			<b>0</b>	<b>0</b>	<b>0</b>	<b>0</b>
<b>Total Trainees</b>		<b>0.00</b>	<b>0.00</b>	<b>0.00</b>	<b>0.00</b>	<b>0.00</b>	<b>0.00</b>	<b>0.00</b>	<b>0.00</b>	<b>0.00</b>	<b>0.00</b>	<b>0.00</b>	<b>0.00</b>			<b>0</b>	<b>0</b>	<b>0</b>	<b>0</b>
<b>Grand Total</b>		<b>152.00</b>	<b>0.00</b>	<b>0.00</b>	<b>0.00</b>	<b>120.00</b>	<b>0.00</b>	<b>0.00</b>	<b>0.00</b>	<b>0.00</b>	<b>0.00</b>	<b>0.00</b>	<b>78.95 %</b>	<b>0.00 %</b>	<b>4</b>	<b>0</b>	<b>3</b>	<b>0</b>	

E



FORM CC-257 Monthly Employment Report by Contractor

U.S. Department of Labor  
 Employment Standards Administration  
 Office of Federal Contract Compliance Programs

Report Date: 10/23/2017

Report By: Calendar Date

1. Covered Area (SMSA or EA)	2. Employers I.D. No.	Name and Location of Contractor Schindler Elevator Co., PO Box 70433, Chicago, IL, 60673												OMB No. 1215-01633					
3. Current Goals Minority Female	4. Reporting Period From 9/1/2015 to 9/30/2017	This Report is required by Executive Order 11246, Sec. 203. Failure to report can result in contracts being cancelled, terminated, or suspended in whole or in part and the contractor may be declared ineligible for further Government contracts of federally assisted construction contracts.												Federal Funding Agency					
5. <b>CONSTRUCTION TRADE</b>	Classifications	<b>6. TOTAL FEDERAL &amp; NON-FEDERAL CONSTRUCTION WORK HOURS</b>												9. Total Number of Employees		10. Total Number of Minority Employees			
		6a. Total All Employees By Trade		6b. Black (Not of Hispanic Origin)		6c. Hispanic		6d. Asian or Pacific Islander		6e. American Indian or Native		6f. Other						7. Minority Percentage	8. Female Percentage
ELEVATOR MECHANIC	Journey Worker	M	F	M	F	M	F	M	F	M	F	M	F			M	F	M	F
	Apprentice	1,403.90	0.00	0.00	0.00	10.00	0.00	0.00	0.00	0.00	0.00	470.50	0.00			13	0	1	0
	Trainee	1,238.50	0.00	0.00	0.00	0.00	0.00	0.00	0.00	0.00	0.00	32.00	0.00			8	0	0	0
	Subtotal	0.00	0.00	0.00	0.00	0.00	0.00	0.00	0.00	0.00	0.00	0.00	0.00	0.38 %	0.00 %	0	0	0	0
<b>Total Journey Worker</b>		2,642.40		0.00		10.00		0.00		0.00		502.50				21		1	
<b>Total Apprentices</b>								0.00		0.00		470.50				0		1	
<b>Total Trainees</b>								0.00		0.00		32.00				0		0	
<b>Grand Total</b>		2,642.40		0.00		10.00		0.00		0.00		502.50		0.38 %	0.00 %	21		1	

E





FORM CC-257 Monthly Employment Report by Contractor

U.S. Department of Labor  
 Employment Standards Administration  
 Office of Federal Contract Compliance Programs

Report Date: 10/23/2017

Report By: Calendar Date

1. Covered Area (SMSA or EA)	2. Employers I.D. No.	Name and Location of Contractor Schuepfer, Inc., 1020 Addison Ct., Arlington Heights, IL, 60005												OMB No. 1215-01633							
3. Current Goals Minority Female	4. Reporting Period From 9/1/2015 to 9/30/2017	This Report is required by Executive Order 11246, Sec. 203. Failure to report can result in contracts being cancelled, terminated, or suspended in whole or in part and the contractor may be declared ineligible for further Government contracts of federally assisted construction contracts.												Federal Funding Agency							
5.  CONSTRUCTION	Classifications	6. TOTAL FEDERAL & NON-FEDERAL CONSTRUCTION WORK HOURS												9.		10.					
		6a. M F		6b. M F		6c. M F		6d. M F		6e. M F		6f. M F		7.		8.		M	F	M	F
POWER EQUIPMENT OPERATOR (HEAVY AND HIGHWAY CONSTRUCTION)	Journey Worker	17.00	0.00	0.00	0.00	0.00	0.00	0.00	0.00	0.00	0.00	0.00	0.00	0.00	0.00	0.00	0.00	1	0	0	0
	Apprentice	0.00	0.00	0.00	0.00	0.00	0.00	0.00	0.00	0.00	0.00	0.00	0.00	0.00	0.00	0.00	0.00	0	0	0	0
	Trainee	0.00	0.00	0.00	0.00	0.00	0.00	0.00	0.00	0.00	0.00	0.00	0.00	0.00	0.00	0.00	0.00	0	0	0	0
	Sub-Total	17.00		0.00		0.00		0.00		0.00		0.00		0.00		0.00 %	0.00 %	1		0	
Total Journey Worker		17.00	0.00	0.00	0.00	0.00	0.00	0.00	0.00	0.00	0.00	0.00	0.00	0.00	0.00	0.00	0.00	1	0	0	0
Total Apprentices		[REDACTED]												[REDACTED]		[REDACTED]		0	0	0	0
Total Trainees		[REDACTED]												[REDACTED]		[REDACTED]		0	0	0	0
Grand Total		17.00		0.00		0.00		0.00		0.00		0.00		0.00		0.00 %	0.00 %	1		0	

E



FORM CC-257 Monthly Employment Information Report by Contractor

Report Date: 10/23/2017

Report By: Calendar Date

1. Covered Area (SMSA or EA)		2. Employers I.D. No.		Name and Location of Contractor Scurto Cement, 8750 Bryn Mawr, Chicago, IL, 60666										OMB No. 1215-01633					
3. Current Goals Minority Female		4. Reporting Period From 9/1/2015 to 9/30/2017		This Report is required by Executive Order 11246, Sec. 203. Failure to report can result in contracts being cancelled, terminated, or suspended in whole or in part and the contractor may be declared ineligible for further Government contracts of federally assisted construction contracts.										Federal Funding Agency					
5. <b>CONSTRUCTION TRADE</b>	Classifications	6. TOTAL FEDERAL & NON-FEDERAL CONSTRUCTION WORK HOURS												9. Total Number of Employees		10. Total Number of Minority Employees			
		6a. Total All Employees By Trade		6b. Black (Not of Hispanic Origin)		6c. Hispanic		6d. Asian or Pacific Islander		6e. American Indian or Native		6f. Other						7. Minority Percentage	8. Female Percentage
		M	F	M	F	M	F	M	F	M	F	M	F			M	F	M	F
Carpenter	Journey Worker	2,794.50	0.00	688.50	0.00	480.50	0.00	0.00	0.00	0.00	0.00	0.00	0.00			9	0	5	0
	Apprentice	546.00	0.00	0.00	0.00	38.00	0.00	0.00	0.00	0.00	0.00	0.00	0.00			4	0	1	0
	Trainee	0.00	0.00	0.00	0.00	0.00	0.00	0.00	0.00	0.00	0.00	0.00	0.00			0	0	0	0
	<b>Sub-Total</b>	<b>3,340.50</b>		<b>688.50</b>		<b>518.50</b>		<b>0.00</b>		<b>0.00</b>		<b>0.00</b>		<b>36.13 %</b>	<b>0.00 %</b>	<b>13</b>		<b>6</b>	
CEMENT MASON	Journey Worker							0.00	0.00	0.00	0.00	0.00	0.00				0	0	0
	Apprentice	48.00	19.50		19.50	48.00		0.00	0.00	0.00	0.00	0.00	0.00			1	1	1	1
	Trainee							0.00	0.00	0.00	0.00	0.00	0.00				0	0	0
	<b>Sub-Total</b>	<b>67.50</b>		<b>19.50</b>		<b>48.00</b>		<b>0.00</b>		<b>0.00</b>		<b>0.00</b>		<b>100.00 %</b>	<b>28.89 %</b>	<b>2</b>		<b>2</b>	
CEMENT MASON - AREA 161	Journey Worker	0.00			0.00	0.00	0.00	0.00	0.00	0.00	0.00	0.00					1	0	0
	Apprentice	0.00			0.00	0.00	0.00	0.00	0.00	0.00	0.00	0.00					0	0	0
	Trainee	0.00			0.00	0.00	0.00	0.00	0.00	0.00	0.00	0.00					0	0	0
	<b>Sub-Total</b>	<b>28.00</b>		<b>0.00</b>		<b>0.00</b>		<b>0.00</b>		<b>0.00</b>		<b>0.00</b>		<b>0.00 %</b>	<b>100.00 %</b>	<b>1</b>		<b>0</b>	
CEMENT MASON/ CONCRETE FINISHER	Journey Worker	2,026.00			0.00	1,814.50	0.00	0.00	0.00	0.00	0.00	0.00	0.00			2	0	18	0
	Apprentice	0.00			0.00	0.00	0.00	0.00	0.00	0.00	0.00	0.00	0.00				0	0	0
	Trainee	0.00			0.00	0.00	0.00	0.00	0.00	0.00	0.00	0.00	0.00				0	0	0
	<b>Sub-Total</b>	<b>2,026.00</b>		<b>8.50</b>		<b>1,814.50</b>		<b>0.00</b>		<b>0.00</b>		<b>0.00</b>		<b>89.98 %</b>	<b>0.00 %</b>	<b>22</b>		<b>18</b>	
Laborer (Building & Residential)	Journey Worker	6,530.50			0.00	6,269.50	40.50	0.00	0.00	0.00	0.00	0.00	0.00			2	2	38	1
	Apprentice	0.00			0.00	0.00	0.00	0.00	0.00	0.00	0.00	0.00	0.00				0	0	0
	Trainee	0.00			0.00	0.00	0.00	0.00	0.00	0.00	0.00	0.00	0.00				0	0	0
	<b>Sub-Total</b>	<b>6,598.00</b>		<b>0.00</b>		<b>6,310.00</b>		<b>0.00</b>		<b>0.00</b>		<b>0.00</b>		<b>95.64 %</b>	<b>1.02 %</b>	<b>44</b>		<b>39</b>	
Power Equipment Operator - Building & Residential	Journey Worker	457.00			0.00	457.00	0.00	0.00	0.00	0.00	0.00	0.00	0.00				0	2	0
	Apprentice	0.00			0.00	0.00	0.00	0.00	0.00	0.00	0.00	0.00	0.00				0	0	0
	Trainee	0.00			0.00	0.00	0.00	0.00	0.00	0.00	0.00	0.00	0.00				0	0	0
	<b>Sub-Total</b>	<b>457.00</b>		<b>0.00</b>		<b>457.00</b>		<b>0.00</b>		<b>0.00</b>		<b>0.00</b>		<b>100.00 %</b>	<b>0.00 %</b>	<b>2</b>		<b>2</b>	
<b>Total Journey Worker</b>		11,808.00	95.50	697.00	0.00	9,021.50	40.50	0.00	0.00	0.00	0.00	0.00	0.00			75	3	63	1
<b>Total Apprentices</b>		594.00	19.50	0.00	19.50	86.00	0.00	0.00	0.00	0.00	0.00	0.00	0.00			5	1	2	1
<b>Total Trainees</b>		0.00	0.00	0.00	0.00	0.00	0.00	0.00	0.00	0.00	0.00	0.00	0.00			0	0	0	0
<b>Grand Total</b>		<b>12,517.00</b>		<b>716.50</b>		<b>9,148.00</b>		<b>0.00</b>		<b>0.00</b>		<b>0.00</b>		<b>78.81 %</b>	<b>0.92 %</b>	<b>84</b>		<b>67</b>	

13. Date Signed



1 1

**T e l**



FORM CC-257 Monthly Employment Report by Contractor

U.S. Department of Labor  
 Employment Standards Administration  
 Office of Federal Contract Compliance Programs

Report Date: 10/23/2017

Report By: Calendar Date

1. Covered Area (SMSA or EA)	2. Employers I.D. No.	Name and Location of Contractor SMART ELEVATORS, 661 EXECUTIVE DRIVE, Willowbrook, IL, 60527												OMB No. 1215-01633							
3. Current Goals Minority Female	4. Reporting Period From 9/1/2015 to 9/30/2017	This Report is required by Executive Order 11246, Sec. 203. Failure to report can result in contracts being cancelled, terminated, or suspended in whole or in part and the contractor may be declared ineligible for further Government contracts of federally assisted construction contracts.												Federal Funding Agency							
5.  CONSTRUCTION	Classifications	6. TOTAL FEDERAL & NON-FEDERAL CONSTRUCTION WORK HOURS												9.		10.					
		6a. Total Hours		6b. Prevailing Rate		6c. Prevailing Rate		6d. Prevailing Rate		6e. Prevailing Rate		6f. Prevailing Rate		7.		8.		M	F	M	F
		M	F	M	F	M	F	M	F	M	F	M	F								
	Journey Worker	1,004.00	0.00	0.00	0.00	332.00	0.00	0.00	0.00	0.00	0.00	0.00	0.00					4	0	1	0
	Apprentice	420.00	0.00	0.00	0.00	0.00	0.00	0.00	0.00	0.00	0.00	0.00	0.00					2	0	0	0
	Trainee	0.00	0.00	0.00	0.00	0.00	0.00	0.00	0.00	0.00	0.00	0.00	0.00					0	0	0	0
	Sub-Total	1,424.00		0.00		332.00		0.00		0.00		0.00				23.31 %	0.00 %	6		1	
Total Journey Worker		1,004.00	0.00	0.00	0.00	332.00	0.00	0.00	0.00	0.00	0.00	0.00	0.00					4	0	1	0
Total Apprentices								0.00	0.00	0.00	0.00	0.00	0.00						0	0	0
Total Trainees								0.00	0.00	0.00	0.00	0.00	0.00						0	0	0
Grand Total		1,424.00		0.00		332.00		0.00		0.00		0.00				23.31 %	0.00 %	6		1	

[Redacted Signature and Title Area]

[Redacted Signature and Title Area]

[Redacted Signature and Title Area]



FORM CC-257 Monthly Employment and Compensation Report by Contractor

U.S. Department of Labor  
 Employment Standards Administration  
 Office of Federal Contract Compliance Programs

Report Date: 10/23/2017

Report By: Calendar Date

1. Covered Area (SMSA or EA)	2. Employers I.D. No.	Name and Location of Contractor Sonoma Underground, 103 Ford Drive, New Lenox, IL, 60451												OMB No. 1215-01633									
3. Current Goals Minority Female	4. Reporting Period From 9/1/2015 to 9/30/2017	This Report is required by Executive Order 11246, Sec. 203. Failure to report can result in contracts being cancelled, terminated, or suspended in whole or in part and the contractor may be declared ineligible for further Government contracts of federally assisted construction contracts.												Federal Funding Agency									
5.  CONSTRUCTION	Classifications	6. TOTAL FEDERAL & NON-FEDERAL CONSTRUCTION WORK HOURS												9.		10.							
		6a. Total Hours		6b. Federal		6c. Non-Federal		6d. M		6e. F		6f. M		6g. F		7.	8.	M	F	M	F		
		M	F	M	F	M	F	M	F	M	F	M	F										
ELECTRICIAN	Journey Worker	5,300.00	0.00	0.00	0.00	0.00	0.00	0.00	0.00	0.00	0.00	0.00	0.00					6	0	0	0		
	Apprentice	0.00	0.00	0.00	0.00	0.00	0.00	0.00	0.00	0.00	0.00	0.00	0.00					0	0	0	0		
	Trainee	0.00	0.00	0.00	0.00	0.00	0.00	0.00	0.00	0.00	0.00	0.00	0.00					0	0	0	0		
	<b>Sub-Total</b>	<b>5,300.00</b>	<b>0.00</b>	<b>0.00</b>	<b>0.00</b>	<b>0.00</b>	<b>0.00</b>	<b>0.00</b>	<b>0.00</b>	<b>0.00</b>	<b>0.00</b>	<b>0.00</b>	<b>0.00</b>	<b>0.00%</b>	<b>0.00%</b>	<b>6</b>	<b>0</b>						
LABORER (BUILDING & RESIDENTIAL)	Journey Worker	1,027.00	0.00	0.00	0.00	74.50	0.00	0.00	0.00	0.00	0.00	0.00	0.00					6	0	1	0		
	Apprentice							0.00	0.00	0.00	0.00	0.00	0.00						0	0	0	0	
	Trainee							0.00	0.00	0.00	0.00	0.00	0.00						0	0	0	0	
	<b>Sub-Total</b>	<b>1,027.00</b>	<b>0.00</b>	<b>0.00</b>	<b>0.00</b>	<b>74.50</b>	<b>0.00</b>	<b>0.00</b>	<b>0.00</b>	<b>0.00</b>	<b>0.00</b>	<b>0.00</b>	<b>0.00</b>	<b>7.25%</b>	<b>0.00%</b>	<b>6</b>	<b>0</b>			<b>1</b>	<b>0</b>		
LABORER (HEAVY & HIGHWAY)	Journey Worker							0.00	0.00	0.00	0.00	0.00	0.00						0	1	0	0	
	Apprentice	0.00			0.00	0.00	0.00	0.00	0.00	0.00	0.00	0.00	0.00						0	0	0	0	
	Trainee	0.00			0.00	0.00	0.00	0.00	0.00	0.00	0.00	0.00	0.00						0	0	0	0	
	<b>Sub-Total</b>	<b>1,982.00</b>	<b>0.00</b>	<b>0.00</b>	<b>0.00</b>	<b>908.00</b>	<b>0.00</b>	<b>0.00</b>	<b>0.00</b>	<b>0.00</b>	<b>0.00</b>	<b>0.00</b>	<b>0.00</b>	<b>45.81%</b>	<b>0.00%</b>	<b>6</b>	<b>1</b>						
POWER EQUIPMENT OPERATOR (BUILDING AND RESIDENTIAL CONSTRUCTION)	Journey Worker	120.00			0.00	0.00	0.00	0.00	0.00	0.00	0.00	0.00	0.00						0	0	0	0	
	Apprentice	0.00			0.00	0.00	0.00	0.00	0.00	0.00	0.00	0.00	0.00						0	0	0	0	
	Trainee	0.00			0.00	0.00	0.00	0.00	0.00	0.00	0.00	0.00	0.00						0	0	0	0	
	<b>Sub-Total</b>	<b>120.00</b>	<b>0.00</b>	<b>0.00</b>	<b>0.00</b>	<b>0.00</b>	<b>0.00</b>	<b>0.00</b>	<b>0.00</b>	<b>0.00</b>	<b>0.00</b>	<b>0.00</b>	<b>0.00</b>	<b>0.00%</b>	<b>0.00%</b>	<b>2</b>	<b>0</b>						
POWER EQUIPMENT OPERATOR (HEAVY AND HIGHWAY CONSTRUCTION)	Journey Worker	2,417.00			0.00	0.00	0.00	0.00	0.00	0.00	0.00	0.00	0.00						0	0	0	0	
	Apprentice	0.00			0.00	0.00	0.00	0.00	0.00	0.00	0.00	0.00	0.00						0	0	0	0	
	Trainee	0.00			0.00	0.00	0.00	0.00	0.00	0.00	0.00	0.00	0.00						0	0	0	0	
	<b>Sub-Total</b>	<b>2,417.00</b>	<b>0.00</b>	<b>0.00</b>	<b>0.00</b>	<b>0.00</b>	<b>0.00</b>	<b>0.00</b>	<b>0.00</b>	<b>0.00</b>	<b>0.00</b>	<b>0.00</b>	<b>0.00</b>	<b>0.00%</b>	<b>0.00%</b>	<b>7</b>	<b>0</b>						
<b>Total Journey Worker</b>		10,846.00			0.00	982.50	0.00	0.00	0.00	0.00	0.00	0.00	0.00						7	0	2	0	
<b>Total Apprentices</b>		0.00			0.00	0.00	0.00	0.00	0.00	0.00	0.00	0.00	0.00							0	0	0	0
<b>Total Trainees</b>		0.00			0.00	0.00	0.00	0.00	0.00	0.00	0.00	0.00	0.00							0	0	0	0
<b>Grand Total</b>		<b>10,846.00</b>	<b>0.00</b>	<b>0.00</b>	<b>0.00</b>	<b>982.50</b>	<b>0.00</b>	<b>0.00</b>	<b>0.00</b>	<b>0.00</b>	<b>0.00</b>	<b>0.00</b>	<b>0.00</b>	<b>9.06%</b>	<b>0.00%</b>	<b>27</b>	<b>2</b>						



FORM CC-257 Monthly Employment Report by Contractor

Report Date: 10/23/2017

Report By: Calendar Date

1. Covered Area (SMSA or EA)	2. Employers I.D. No.	Name and Location of Contractor Stalworth Underground LLC, 5515 N. East River Road, Chicago, IL, 60656												OMB No. 1215-01633						
3. Current Goals Minority Female	4. Reporting Period From 9/1/2015 to 9/30/2017	This Report is required by Executive Order 11246, Sec. 203. Failure to report can result in contracts being cancelled, terminated, or suspended in whole or in part and the contractor may be declared ineligible for further Government contracts of federally assisted construction contracts.												Federal Funding Agency						
5. <b>CONSTRUCTION</b>	Classifications	<b>6. TOTAL FEDERAL &amp; NON-FEDERAL CONSTRUCTION WORK HOURS</b>												9.		10.				
		6a. M F		6b. M F		6c. M F		6d. M F		6e. M F		6f. M F		7.	8.	M	F	M	F	
CARPENTER	Journey Worker	369.50	0.00	0.00	0.00	0.00	0.00	0.00	0.00	0.00	0.00	0.00	14.00	0.00			6	0	0	0
	Apprentice	0.00	0.00	0.00	0.00	0.00	0.00	0.00	0.00	0.00	0.00	0.00	0.00	0.00			0	0	0	0
	Trainee	0.00	0.00	0.00	0.00	0.00	0.00	0.00	0.00	0.00	0.00	0.00	0.00	0.00			0	0	0	0
	<b>Sub-Total</b>	<b>369.50</b>	<b>0.00</b>	<b>0.00</b>	<b>0.00</b>	<b>0.00</b>	<b>0.00</b>	<b>0.00</b>	<b>0.00</b>	<b>0.00</b>	<b>0.00</b>	<b>0.00</b>	<b>14.00</b>	<b>0.00 %</b>	<b>0.00 %</b>	<b>6</b>	<b>0</b>	<b>0</b>	<b>0</b>	
LABORER (BUILDING & RESIDENTIAL)	Journey Worker	8.00	0.00	0.00	0.00	8.00	0.00	0.00	0.00	0.00	0.00	0.00	0.00	0.00			1	0	1	0
	Apprentice							0.00	0.00	0.00	0.00	0.00	0.00	0.00				0	0	0
	Trainee							0.00	0.00	0.00	0.00	0.00	0.00	0.00				0	0	0
	<b>Sub-Total</b>	<b>8.00</b>	<b>0.00</b>	<b>0.00</b>	<b>0.00</b>	<b>8.00</b>	<b>0.00</b>	<b>0.00</b>	<b>0.00</b>	<b>0.00</b>	<b>0.00</b>	<b>0.00</b>	<b>0.00</b>	<b>100.00 %</b>	<b>0.00 %</b>	<b>1</b>	<b>0</b>	<b>1</b>	<b>0</b>	
LABORER (HEAVY & HIGHWAY)	Journey Worker							0.00	0.00	0.00	0.00	0.00	0.00	0.00				0	1	0
	Apprentice	0.00			0.00	0.00	0.00	0.00	0.00	0.00	0.00	0.00	0.00	0.00				0	0	0
	Trainee	0.00			0.00	0.00	0.00	0.00	0.00	0.00	0.00	0.00	0.00	0.00				0	0	0
	<b>Sub-Total</b>	<b>147.00</b>	<b>0.00</b>	<b>0.00</b>	<b>0.00</b>	<b>123.50</b>	<b>0.00</b>	<b>0.00</b>	<b>0.00</b>	<b>0.00</b>	<b>0.00</b>	<b>0.00</b>	<b>84.01 %</b>	<b>0.00 %</b>	<b>2</b>	<b>1</b>	<b>0</b>	<b>0</b>		
PILE DRIVER	Journey Worker	0.00			0.00	0.00	0.00	0.00	0.00	0.00	0.00	0.00	0.00	0.00				0	0	0
	Apprentice	100.00			0.00	0.00	0.00	0.00	0.00	0.00	0.00	0.00	0.00	0.00			1	0	0	0
	Trainee	0.00			0.00	0.00	0.00	0.00	0.00	0.00	0.00	0.00	0.00	0.00				0	0	0
	<b>Sub-Total</b>	<b>100.00</b>	<b>0.00</b>	<b>0.00</b>	<b>0.00</b>	<b>0.00</b>	<b>0.00</b>	<b>0.00</b>	<b>0.00</b>	<b>0.00</b>	<b>0.00</b>	<b>0.00</b>	<b>0.00 %</b>	<b>0.00 %</b>	<b>1</b>	<b>0</b>	<b>0</b>	<b>0</b>		
POWER EQUIPMENT OPERATOR (BUILDING AND RESIDENTIAL CONSTRUCTION)	Journey Worker	83.50			0.00	0.00	0.00	0.00	0.00	0.00	0.00	0.00	0.00	0.00				0	0	0
	Apprentice	0.00			0.00	0.00	0.00	0.00	0.00	0.00	0.00	0.00	0.00	0.00				0	0	0
	Trainee	0.00			0.00	0.00	0.00	0.00	0.00	0.00	0.00	0.00	0.00	0.00				0	0	0
	<b>Sub-Total</b>	<b>83.50</b>	<b>0.00</b>	<b>0.00</b>	<b>0.00</b>	<b>0.00</b>	<b>0.00</b>	<b>0.00</b>	<b>0.00</b>	<b>0.00</b>	<b>0.00</b>	<b>0.00</b>	<b>0.00 %</b>	<b>0.00 %</b>	<b>2</b>	<b>0</b>	<b>0</b>	<b>0</b>		
POWER EQUIPMENT OPERATOR (HEAVY AND HIGHWAY CONSTRUCTION)	Journey Worker	588.00			0.00	29.00	0.00	0.00	0.00	0.00	0.00	0.00	0.00	0.00				0	2	0
	Apprentice	0.00			0.00	0.00	0.00	0.00	0.00	0.00	0.00	0.00	0.00	0.00				0	0	0
	Trainee	0.00			0.00	0.00	0.00	0.00	0.00	0.00	0.00	0.00	0.00	0.00				0	0	0
	<b>Sub-Total</b>	<b>588.00</b>	<b>2.50</b>	<b>29.00</b>	<b>0.00</b>	<b>0.00</b>	<b>0.00</b>	<b>0.00</b>	<b>0.00</b>	<b>0.00</b>	<b>0.00</b>	<b>0.00</b>	<b>5.36 %</b>	<b>0.00 %</b>	<b>11</b>	<b>2</b>	<b>0</b>	<b>0</b>		
<b>Total Journey Worker</b>	<b>1,196.00</b>	<b>0.00</b>	<b>0.00</b>	<b>0.00</b>	<b>160.50</b>	<b>0.00</b>	<b>0.00</b>	<b>0.00</b>	<b>0.00</b>	<b>0.00</b>	<b>0.00</b>	<b>14.00</b>	<b>12.58 %</b>	<b>0.00 %</b>	<b>23</b>	<b>4</b>	<b>4</b>	<b>0</b>		
<b>Total Apprentices</b>	<b>100.00</b>	<b>0.00</b>	<b>0.00</b>	<b>0.00</b>	<b>0.00</b>	<b>0.00</b>	<b>0.00</b>	<b>0.00</b>	<b>0.00</b>	<b>0.00</b>	<b>0.00</b>	<b>0.00</b>	<b>0.00 %</b>	<b>0.00 %</b>	<b>1</b>	<b>0</b>	<b>0</b>	<b>0</b>		
<b>Total Trainees</b>	<b>0.00</b>	<b>0.00</b>	<b>0.00</b>	<b>0.00</b>	<b>0.00</b>	<b>0.00</b>	<b>0.00</b>	<b>0.00</b>	<b>0.00</b>	<b>0.00</b>	<b>0.00</b>	<b>0.00</b>	<b>0.00 %</b>	<b>0.00 %</b>	<b>0</b>	<b>0</b>	<b>0</b>	<b>0</b>		
<b>Grand Total</b>	<b>1,296.00</b>	<b>2.50</b>	<b>29.00</b>	<b>0.00</b>	<b>160.50</b>	<b>0.00</b>	<b>0.00</b>	<b>0.00</b>	<b>0.00</b>	<b>0.00</b>	<b>0.00</b>	<b>14.00</b>	<b>12.58 %</b>	<b>0.00 %</b>	<b>23</b>	<b>4</b>	<b>4</b>	<b>0</b>		



FORM CC-257 Monthly Employment Report by Contractor

Report Date: 10/23/2017

Report By: Calendar Date

1. Covered Area (SMSA or EA)	2. Employers I.D. No.	Name and Location of Contractor Stenstrom Petroleum Services, 2422 Center St, Rockford, IL, 61108												OMB No. 1215-01633					
3. Current Goals Minority Female	4. Reporting Period From 9/1/2015 to 9/30/2017	This Report is required by Executive Order 11246, Sec. 203. Failure to report can result in contracts being cancelled, terminated, or suspended in whole or in part and the contractor may be declared ineligible for further Government contracts of federally assisted construction contracts.												Federal Funding Agency					
5.  CONSTRUCTION	Classifications	6. TOTAL FEDERAL & NON-FEDERAL CONSTRUCTION WORK HOURS												9.		10.			
		6a.		6b.		6c.		6d.		6e.		6f.		7.	8.	M	F	M	F
		M	F	M	F	M	F	M	F	M	F	M	F						
LABORER (BUILDING & RESIDENTIAL)	Journey Worker	20.75	0.00	0.00	0.00	9.25	0.00	0.00	0.00	0.00	0.00	0.00	0.00			2	0	1	0
	Apprentice	0.00	0.00	0.00	0.00	0.00	0.00	0.00	0.00	0.00	0.00	0.00	0.00			0	0	0	0
	Trainee	0.00	0.00	0.00	0.00	0.00	0.00	0.00	0.00	0.00	0.00	0.00	0.00			0	0	0	0
	<b>Sub-Total</b>	<b>20.75</b>	<b>0.00</b>	<b>0.00</b>	<b>0.00</b>	<b>9.25</b>	<b>0.00</b>	<b>0.00</b>	<b>0.00</b>	<b>0.00</b>	<b>0.00</b>	<b>0.00</b>	<b>0.00</b>	<b>44.58 %</b>	<b>0.00 %</b>	<b>2</b>	<b>0</b>	<b>1</b>	<b>0</b>
LABORER (HEAVY & HIGHWAY)	Journey Worker	1,817.50	322.00	399.50	0.00	554.00	0.00	0.00	0.00	0.00	0.00	0.00	0.00			8	1	2	0
	Apprentice							0.00	0.00	0.00	0.00	0.00	0.00				0	0	0
	Trainee							0.00	0.00	0.00	0.00	0.00	0.00				0	0	0
	<b>Sub-Total</b>	<b>2,139.50</b>	<b>322.00</b>	<b>399.50</b>	<b>0.00</b>	<b>554.00</b>	<b>0.00</b>	<b>0.00</b>	<b>0.00</b>	<b>0.00</b>	<b>0.00</b>	<b>0.00</b>	<b>0.00</b>	<b>44.57 %</b>	<b>15.05 %</b>	<b>9</b>	<b>1</b>	<b>2</b>	<b>0</b>
PIPEFITTER	Journey Worker							0.00	0.00	0.00	0.00	0.00	0.00				0	0	0
	Apprentice	0.00			0.00	0.00	0.00	0.00	0.00	0.00	0.00	0.00	0.00				0	0	0
	Trainee	0.00			0.00	0.00	0.00	0.00	0.00	0.00	0.00	0.00	0.00				0	0	0
	<b>Sub-Total</b>	<b>1,266.75</b>	<b>0.00</b>	<b>0.00</b>	<b>0.00</b>	<b>0.00</b>	<b>0.00</b>	<b>0.00</b>	<b>0.00</b>	<b>0.00</b>	<b>0.00</b>	<b>0.00</b>	<b>0.00</b>	<b>0.00 %</b>	<b>0.00 %</b>	<b>2</b>	<b>0</b>	<b>0</b>	<b>0</b>
POWER EQUIPMENT OPERATOR (HEAVY AND HIGHWAY CONSTRUCTION)	Journey Worker	19.50			0.00	0.00	0.00	0.00	0.00	0.00	0.00	0.00	0.00				0	0	0
	Apprentice	0.00			0.00	0.00	0.00	0.00	0.00	0.00	0.00	0.00	0.00				0	0	0
	Trainee	0.00			0.00	0.00	0.00	0.00	0.00	0.00	0.00	0.00	0.00				0	0	0
	<b>Sub-Total</b>	<b>19.50</b>	<b>0.00</b>	<b>0.00</b>	<b>0.00</b>	<b>0.00</b>	<b>0.00</b>	<b>0.00</b>	<b>0.00</b>	<b>0.00</b>	<b>0.00</b>	<b>0.00</b>	<b>0.00</b>	<b>0.00 %</b>	<b>0.00 %</b>	<b>1</b>	<b>0</b>	<b>0</b>	<b>0</b>
<b>Total Journey Worker</b>	<b>3,124.50</b>	<b>322.00</b>	<b>399.50</b>	<b>0.00</b>	<b>563.25</b>	<b>0.00</b>	<b>0.00</b>	<b>0.00</b>	<b>0.00</b>	<b>0.00</b>	<b>0.00</b>	<b>0.00</b>	<b>27.93 %</b>	<b>9.34 %</b>	<b>14</b>	<b>1</b>	<b>3</b>	<b>0</b>	
<b>Total Apprentices</b>	<b>0.00</b>	<b>0.00</b>	<b>0.00</b>	<b>0.00</b>	<b>0.00</b>	<b>0.00</b>	<b>0.00</b>	<b>0.00</b>	<b>0.00</b>	<b>0.00</b>	<b>0.00</b>	<b>0.00</b>	<b>0.00 %</b>	<b>0.00 %</b>	<b>0</b>	<b>0</b>	<b>0</b>	<b>0</b>	
<b>Total Trainees</b>	<b>0.00</b>	<b>0.00</b>	<b>0.00</b>	<b>0.00</b>	<b>0.00</b>	<b>0.00</b>	<b>0.00</b>	<b>0.00</b>	<b>0.00</b>	<b>0.00</b>	<b>0.00</b>	<b>0.00</b>	<b>0.00 %</b>	<b>0.00 %</b>	<b>0</b>	<b>0</b>	<b>0</b>	<b>0</b>	
<b>Grand Total</b>	<b>3,446.50</b>	<b>322.00</b>	<b>399.50</b>	<b>0.00</b>	<b>563.25</b>	<b>0.00</b>	<b>0.00</b>	<b>0.00</b>	<b>0.00</b>	<b>0.00</b>	<b>0.00</b>	<b>0.00</b>	<b>27.93 %</b>	<b>9.34 %</b>	<b>14</b>	<b>1</b>	<b>3</b>	<b>0</b>	



FORM CC-257 Monthly Employment Report by Contractor

Report Date: 10/23/2017

Report By: Calendar Date

1. Covered Area (SMSA or EA)	2. Employers I.D. No.	Name and Location of Contractor Stevenson Crane Service, Inc., 410 Stevenson Drive, Bolingbrook, IL, 60440												OMB No. 1215-01633							
3. Current Goals Minority Female	4. Reporting Period From 9/1/2015 to 9/30/2017	This Report is required by Executive Order 11246, Sec. 203. Failure to report can result in contracts being cancelled, terminated, or suspended in whole or in part and the contractor may be declared ineligible for further Government contracts of federally assisted construction contracts.												Federal Funding Agency							
5.  CONSTRUCTION	Classifications	6. TOTAL FEDERAL & NON-FEDERAL CONSTRUCTION WORK HOURS												9.		10.					
		6a. Total Hours		6b. Federal		6c. Non-Federal		6d. Apprentices		6e. Trainees		6f. Total		7.		8.		M	F	M	F
POWER EQUIPMENT OPERATOR (HEAVY AND HIGHWAY CONSTRUCTION)	Journey Worker	76.00	0.00	0.00	0.00	0.00	0.00	0.00	0.00	0.00	0.00	0.00	0.00	0.00	0.00	0.00	0.00	7	0	0	0
	Apprentice	0.00	0.00	0.00	0.00	0.00	0.00	0.00	0.00	0.00	0.00	0.00	0.00	0.00	0.00	0.00	0.00	0	0	0	0
	Trainee	0.00	0.00	0.00	0.00	0.00	0.00	0.00	0.00	0.00	0.00	0.00	0.00	0.00	0.00	0.00	0.00	0	0	0	0
	Sub-Total	76.00	0.00	0.00	0.00	0.00	0.00	0.00	0.00	0.00	0.00	0.00	0.00	0.00	0.00	0.00	0.00	7	0	0	0
TRUCK DRIVER (HEAVY AND HIGHWAY)	Journey Worker	8.00	0.00	0.00	0.00	0.00	0.00	0.00	0.00	0.00	0.00	0.00	0.00	0.00	0.00	0.00	0.00	1	0	0	0
	Apprentice	0.00	0.00	0.00	0.00	0.00	0.00	0.00	0.00	0.00	0.00	0.00	0.00	0.00	0.00	0.00	0.00	0	0	0	0
	Trainee	0.00	0.00	0.00	0.00	0.00	0.00	0.00	0.00	0.00	0.00	0.00	0.00	0.00	0.00	0.00	0.00	0	0	0	0
	Sub-Total	8.00	0.00	0.00	0.00	0.00	0.00	0.00	0.00	0.00	0.00	0.00	0.00	0.00	0.00	0.00	0.00	1	0	0	0
Total Journey Worker		84.00	0.00	0.00	0.00	0.00	0.00	0.00	0.00	0.00	0.00	0.00	0.00	0.00	0.00	0.00	0.00	8	0	0	0
Total Apprentices		0.00	0.00	0.00	0.00	0.00	0.00	0.00	0.00	0.00	0.00	0.00	0.00	0.00	0.00	0.00	0.00	0	0	0	0
Total Trainees		0.00	0.00	0.00	0.00	0.00	0.00	0.00	0.00	0.00	0.00	0.00	0.00	0.00	0.00	0.00	0.00	0	0	0	0
Grand Total		84.00	0.00	0.00	0.00	0.00	0.00	0.00	0.00	0.00	0.00	0.00	0.00	0.00	0.00	0.00	0.00	8	0	0	0

E





FORM CC-257 Monthly Employment Report by Contractor

U.S. Department of Labor  
 Employment Standards Administration  
 Office of Federal Contract Compliance Programs

Report Date: 10/23/2017

Report By: Calendar Date

1. Covered Area (SMSA or EA)	2. Employers I.D. No.	Name and Location of Contractor Synergy Mechanical, Inc., PO Box 765, Hillside, IL, 60162												OMB No. 1215-01633							
3. Current Goals Minority Female	4. Reporting Period From 9/1/2015 to 9/30/2017	This Report is required by Executive Order 11246, Sec. 203. Failure to report can result in contracts being cancelled, terminated, or suspended in whole or in part and the contractor may be declared ineligible for further Government contracts of federally assisted construction contracts.												Federal Funding Agency							
5.  CONSTRUCTION	Classifications	6. TOTAL FEDERAL & NON-FEDERAL CONSTRUCTION WORK HOURS												9.		10.					
		6a.		6b.		6c.		6d.		6e.		6f.		7.		8.		M	F	M	F
		M	F	M	F	M	F	M	F	M	F	M	F								
	Journey Worker	33.00	0.00	0.00	0.00	0.00	0.00	0.00	0.00	0.00	0.00	0.00	0.00					2	0	0	0
	Apprentice	0.00	0.00	0.00	0.00	0.00	0.00	0.00	0.00	0.00	0.00	0.00	0.00					0	0	0	0
	Trainee	0.00	0.00	0.00	0.00	0.00	0.00	0.00	0.00	0.00	0.00	0.00	0.00					0	0	0	0
	Sub-Total	33.00		0.00		0.00		0.00		0.00		0.00				0.00 %	0.00 %	2		0	
Total Journey Worker		33.00	0.00	0.00	0.00	0.00	0.00	0.00	0.00	0.00	0.00	0.00	0.00					2	0	0	0
Total Apprentices								0.00	0.00	0.00	0.00	0.00	0.00						0	0	0
Total Trainees								0.00	0.00	0.00	0.00	0.00	0.00						0	0	0
Grand Total		33.00		0.00		0.00		0.00		0.00		0.00				0.00 %	0.00 %	2		0	

E



FORM CC-257 Monthly Employment Report by Contractor

Report Date: 10/23/2017

Report By: Calendar Date

1. Covered Area (SMSA or EA)	2. Employers I.D. No.	Name and Location of Contractor <b>Terrell Materials Corporation, 10600 W Higgins Rd, Rosemont, IL, 60018</b>												OMB No. 1215-01633					
3. Current Goals Minority Female	4. Reporting Period From 9/1/2015 to 9/30/2017	This Report is required by Executive Order 11246, Sec. 203. Failure to report can result in contracts being cancelled, terminated, or suspended in whole or in part and the contractor may be declared ineligible for further Government contracts of federally assisted construction contracts.												Federal Funding Agency					
5. <b>CONSTRUCTION TRADE</b>	Classifications	<b>6. TOTAL FEDERAL &amp; NON-FEDERAL CONSTRUCTION WORK HOURS</b>												9. Total Number of Employees		10. Total Number of Minority Employees			
		6a. Total All Employees By Trade		6b. Black (Not of Hispanic Origin)		6c. Hispanic		6d. Asian or Pacific Islander		6e. American Indian or Native		6f. Other						7. Minority Percentage	8. Female Percentage
		M	F	M	F	M	F	M	F	M	F	M	F						
CARPENTER	Journey Worker	9,011.50	0.00	1,086.00	0.00	676.00	0.00	0.00	0.00	0.00	0.00	4,002.00	0.00			21	0	5	0
	Apprentice	1,462.50	0.00	141.00	0.00	0.00	0.00	0.00	0.00	0.00	0.00	1,321.50	0.00			3	0	1	0
	Trainee	0.00	0.00	0.00	0.00	0.00	0.00	0.00	0.00	0.00	0.00	0.00	0.00			0	0	0	0
	<b>Sub-Total</b>	<b>10,474.00</b>		<b>1,227.00</b>		<b>676.00</b>		<b>0.00</b>		<b>0.00</b>		<b>5,323.50</b>		<b>18.17 %</b>	<b>0.00 %</b>	<b>24</b>		<b>6</b>	
Carpenter- excluding elevators w/ elevators & structures over 3 1/2 stories	Journey Worker							0.00	0.00	0.00	0.00	695.00	0.00				0	1	0
	Apprentice							0.00	0.00	0.00	0.00	0.00	0.00				0	0	0
	Trainee							0.00	0.00	0.00	0.00	0.00	0.00				0	0	0
	<b>Sub-Total</b>	<b>5,310.00</b>		<b>0.00</b>		<b>181.50</b>		<b>0.00</b>		<b>0.00</b>		<b>695.00</b>		<b>3.42 %</b>	<b>0.00 %</b>	<b>9</b>		<b>1</b>	
CEMENT MASON/ CONCRETE FINISHER	Journey Worker	19.00			0.00	0.00	0.00	0.00	0.00			0.00					0	0	0
	Apprentice	0.00			0.00	0.00	0.00	0.00	0.00			0.00					0	0	0
	Trainee	0.00			0.00	0.00	0.00	0.00	0.00			0.00					0	0	0
	<b>Sub-Total</b>	<b>19.00</b>		<b>0.00</b>		<b>0.00</b>		<b>0.00</b>		<b>0.00</b>		<b>0.00</b>		<b>0.00 %</b>	<b>0.00 %</b>	<b>1</b>		<b>0</b>	
CEMENT MASON/CONCRETE FINISHER	Journey Worker	1,678.50			0.00	179.50	0.00	0.00	0.00	0.00	0.00	270.50	0.00			2	0	5	0
	Apprentice	0.00			0.00	0.00	0.00	0.00	0.00	0.00	0.00	0.00	0.00				0	0	0
	Trainee	0.00			0.00	0.00	0.00	0.00	0.00	0.00	0.00	0.00	0.00				0	0	0
	<b>Sub-Total</b>	<b>1,678.50</b>		<b>18.00</b>		<b>179.50</b>		<b>0.00</b>		<b>0.00</b>		<b>270.50</b>		<b>11.77 %</b>	<b>0.00 %</b>	<b>12</b>		<b>5</b>	
LABORER (BUILDING & RESIDENTIAL)	Journey Worker	1,580.00		36.50	1,098.50	0.00	0.00	0.00	0.00	0.00	0.00	0.00	0.00			3	1	13	1
	Apprentice	0.00		0.00	0.00	0.00	0.00	0.00	0.00	0.00	0.00	0.00	0.00				0	0	0
	Trainee	0.00		0.00	0.00	0.00	0.00	0.00	0.00	0.00	0.00	0.00	0.00				0	0	0
	<b>Sub-Total</b>	<b>1,616.50</b>		<b>332.50</b>		<b>1,098.50</b>		<b>0.00</b>		<b>0.00</b>		<b>8.00</b>		<b>88.52 %</b>	<b>2.26 %</b>	<b>19</b>		<b>14</b>	
Laborer (Heavy & Highway)	Journey Worker	3,474.00		0.00	2,610.00	0.00	0.00	0.00	0.00	0.00	0.00	108.50	0.00			2	0	17	0
	Apprentice	0.00		0.00	0.00	0.00	0.00	0.00	0.00	0.00	0.00	0.00	0.00				0	0	0
	Trainee	0.00		0.00	0.00	0.00	0.00	0.00	0.00	0.00	0.00	0.00	0.00				0	0	0
	<b>Sub-Total</b>	<b>3,474.00</b>		<b>0.00</b>		<b>2,610.00</b>		<b>0.00</b>		<b>0.00</b>		<b>108.50</b>		<b>75.13 %</b>	<b>0.00 %</b>	<b>22</b>		<b>17</b>	
LABORER (HEAVY and HIGHWAY)	Journey Worker	5,894.50	0.00	99.00	3,289.00	0.00	0.00	0.00	0.00	0.00	0.00	1,072.00	0.00			18	0	13	0
	Apprentice	0.00	0.00	0.00	0.00	0.00	0.00	0.00	0.00	0.00	0.00	0.00	0.00			0	0	0	0
	Trainee	0.00	0.00	0.00	0.00	0.00	0.00	0.00	0.00	0.00	0.00	0.00	0.00			0	0	0	0
	<b>Sub-Total</b>	<b>5,894.50</b>		<b>99.00</b>		<b>3,289.00</b>		<b>0.00</b>		<b>0.00</b>		<b>1,072.00</b>		<b>57.48 %</b>	<b>0.00 %</b>	<b>18</b>		<b>13</b>	



FORM CC-257 Monthly Employment Information Report by Contractor

U.S. Department of Labor  
 Employment Standards Administration  
 Office of Federal Contract Compliance Programs

Report Date: 10/23/2017

Report By: Calendar Date

MATERIAL TESTER II	Journey Worker	60.00	0.00	60.00	0.00	0.00	0.00	0.00	0.00	0.00	0.00	0.00	0.00			1	0	1	0
	Apprentice	0.00	0.00	0.00	0.00	0.00	0.00	0.00	0.00	0.00	0.00	0.00	0.00			0	0	0	0
	Trainee	0.00	0.00	0.00	0.00	0.00	0.00	0.00	0.00	0.00	0.00	0.00	0.00			0	0	0	0
	<b>Sub-Total</b>	<b>60.00</b>		<b>60.00</b>		<b>0.00</b>		<b>0.00</b>		<b>0.00</b>		<b>0.00</b>		<b>100.00 %</b>	<b>0.00 %</b>	<b>1</b>		<b>1</b>	
OPERATING ENGINEER (HY)	Journey Worker	0.00	0.00	0.00	0.00	0.00	0.00	0.00	0.00	0.00	0.00	0.00	0.00			0	0	0	0
	Apprentice	310.50	0.00	0.00	0.00	310.50	0.00	0.00	0.00	0.00	0.00	0.00	0.00			1	0	1	0
	Trainee	0.00	0.00	0.00	0.00	0.00	0.00	0.00	0.00	0.00	0.00	0.00	0.00			0	0	0	0
	<b>Sub-Total</b>	<b>310.50</b>		<b>0.00</b>		<b>310.50</b>		<b>0.00</b>		<b>0.00</b>		<b>0.00</b>		<b>100.00 %</b>	<b>0.00 %</b>	<b>1</b>		<b>1</b>	
Power Equipment Operator - Heavy and Highway	Journey Worker	284.00	0.00	0.00	0.00	42.00	0.00	0.00	0.00	0.00	0.00	0.00	0.00			5	0	2	0
	Apprentice	0.00	0.00	0.00	0.00	0.00	0.00	0.00	0.00	0.00	0.00	0.00	0.00			0	0	0	0
	Trainee	0.00	0.00	0.00	0.00	0.00	0.00	0.00	0.00	0.00	0.00	0.00	0.00			0	0	0	0
	<b>Sub-Total</b>	<b>284.00</b>		<b>0.00</b>		<b>42.00</b>		<b>0.00</b>		<b>0.00</b>		<b>0.00</b>		<b>14.79 %</b>	<b>0.00 %</b>	<b>5</b>		<b>2</b>	
POWER EQUIPMENT OPERATOR (HEAVY AND HIGHWAY CONSTRUCTION)	Journey Worker						0.00	0.00	0.00	0.00	8.00	0.00					0	1	0
	Apprentice						0.00	0.00	0.00	0.00	0.00	0.00					0	0	0
	Trainee						0.00	0.00	0.00	0.00	0.00	0.00					0	0	0
	<b>Sub-Total</b>	<b>1,388.50</b>		<b>0.00</b>		<b>135.00</b>		<b>0.00</b>		<b>0.00</b>		<b>8.00</b>		<b>9.72 %</b>	<b>0.00 %</b>	<b>5</b>		<b>1</b>	
<b>Total Journey Worker</b>	<b>28,700.00</b>		<b>36.50</b>		<b>8,211.50</b>		<b>0.00</b>		<b>0.00</b>		<b>464.00</b>				<b>2</b>		<b>58</b>	<b>1</b>	
<b>Total Apprentices</b>	<b>1,773.00</b>		<b>0.00</b>		<b>310.50</b>		<b>0.00</b>		<b>0.00</b>		<b>0.00</b>				<b>0</b>		<b>2</b>	<b>0</b>	
<b>Total Trainees</b>	<b>0.00</b>		<b>0.00</b>		<b>0.00</b>		<b>0.00</b>		<b>0.00</b>		<b>0.00</b>				<b>0</b>		<b>0</b>	<b>0</b>	
<b>Grand Total</b>	<b>30,509.50</b>		<b>1,736.50</b>		<b>8,522.00</b>		<b>0.00</b>		<b>0.00</b>		<b>7,485.50</b>		<b>33.62 %</b>	<b>0.12 %</b>	<b>117</b>		<b>61</b>		

1

1

E



FORM CC-257 Monthly Employment Report by Contractor

U.S. Department of Labor  
 Employment Standards Administration  
 Office of Federal Contract Compliance Programs

Report Date: 10/23/2017

Report By: Calendar Date

1. Covered Area (SMSA or EA)	2. Employers I.D. No.	Name and Location of Contractor Tough Cut Concrete Services, Inc., PO Box 1536, Frankfort, IL, 60423												OMB No. 1215-01633					
3. Current Goals Minority Female	4. Reporting Period From 9/1/2015 to 9/30/2017	This Report is required by Executive Order 11246, Sec. 203. Failure to report can result in contracts being cancelled, terminated, or suspended in whole or in part and the contractor may be declared ineligible for further Government contracts of federally assisted construction contracts.												Federal Funding Agency					
5. <b>CONSTRUCTION TRADE</b>	Classifications	<b>6. TOTAL FEDERAL &amp; NON-FEDERAL CONSTRUCTION WORK HOURS</b>												9. Total Number of Employees	10. Total Number of Minority Employees				
		6a. Total All Employees By Trade	6b. Black (Not of Hispanic Origin)		6c. Hispanic		6d. Asian or Pacific Islander		6e. American Indian or Native		6f. Other		7. Minority Percentage			8. Female Percentage	M	F	M
LABORER	Journey Worker	0.00	0.00	0.00	0.00	0.00	0.00	0.00	0.00	0.00	0.00	0.00	0.00			0	0	0	0
	Apprentice	5.00	0.00	0.00	0.00	5.00	0.00	0.00	0.00	0.00	0.00	0.00	0.00			1	0	1	0
	Trainee	0.00	0.00	0.00	0.00	0.00	0.00	0.00	0.00	0.00	0.00	0.00	0.00			0	0	0	0
	<b>Sub-Total</b>	<b>5.00</b>	<b>0.00</b>	<b>5.00</b>	<b>0.00</b>	<b>0.00</b>	<b>0.00</b>	<b>0.00</b>	<b>0.00</b>	<b>0.00</b>	<b>100.00 %</b>	<b>0.00 %</b>	<b>1</b>	<b>1</b>					
LABORER (HEAVY & HIGHWAY)	Journey Worker							0.00	0.00	0.00	0.00	0.00	0.00				0	1	0
	Apprentice							0.00	0.00	0.00	0.00	0.00	0.00				0	0	0
	Trainee							0.00	0.00	0.00	0.00	0.00	0.00				0	0	0
	<b>Sub-Total</b>	<b>5.00</b>	<b>0.00</b>	<b>5.00</b>	<b>0.00</b>	<b>0.00</b>	<b>0.00</b>	<b>0.00</b>	<b>0.00</b>	<b>0.00</b>	<b>100.00 %</b>	<b>0.00 %</b>	<b>1</b>	<b>1</b>					
<b>Total Journey Worker</b>		5.00		0.00	5.00	0.00	0.00	0.00	0.00	0.00	0.00	0.00				0	1	0	
<b>Total Apprentices</b>		5.00		0.00	5.00	0.00	0.00	0.00	0.00	0.00	0.00					0	1	0	
<b>Total Trainees</b>		0.00		0.00	0.00	0.00	0.00	0.00	0.00	0.00	0.00					0	0	0	
<b>Grand Total</b>		<b>10.00</b>	<b>0.00</b>	<b>10.00</b>	<b>0.00</b>	<b>0.00</b>	<b>0.00</b>	<b>0.00</b>	<b>0.00</b>	<b>0.00</b>	<b>100.00 %</b>	<b>0.00 %</b>	<b>2</b>	<b>2</b>					

1

**SECRET**



FORM CC-257 Monthly Employment Report by Contractor

U.S. Department of Labor  
 Employment Standards Administration  
 Office of Federal Contract Compliance Programs

Report Date: 10/23/2017

Report By: Calendar Date

1. Covered Area (SMSA or EA)	2. Employers I.D. No.	Name and Location of Contractor U.S. Architectural Glass & Metal, 1002 E. 87th St., Chicago, IL, 60619												OMB No. 1215-01633						
3. Current Goals Minority Female	4. Reporting Period From 9/1/2015 to 9/30/2017	This Report is required by Executive Order 11246, Sec. 203. Failure to report can result in contracts being cancelled, terminated, or suspended in whole or in part and the contractor may be declared ineligible for further Government contracts of federally assisted construction contracts.												Federal Funding Agency						
5. <b>CONSTRUCTION TRADE</b>	Classifications	<b>6. TOTAL FEDERAL &amp; NON-FEDERAL CONSTRUCTION WORK HOURS</b>												9. Total Number of Employees		10. Total Number of Minority Employees				
		6a. Total All Employees By Trade		6b. Black (Not of Hispanic Origin)		6c. Hispanic		6d. Asian or Pacific Islander		6e. American Indian or Native American		6f. Other						7. Minority Percentage	8. Female Percentage	
		M	F	M	F	M	F	M	F	M	F	M	F							M
GLAZIER	Journey Worker	598.00	0.00	107.00	0.00	0.00	0.00	0.00	0.00	0.00	0.00	0.00	0.00	0.00			4	0	2	0
	Apprentice	132.00	0.00	132.00	0.00	0.00	0.00	0.00	0.00	0.00	0.00	0.00	0.00	0.00			1	0	1	0
	Trainee							0.00	0.00	0.00	0.00	0.00	0.00					0	0	0
	Sub-Total	730.00		239.00		0.00		0.00		0.00		0.00		32.74 %	0.00 %		5		3	
IRONWORKER	Journey Worker							0.00	0.00	0.00	0.00	0.00	0.00					0	3	0
	Apprentice							0.00	0.00	0.00	0.00	0.00	0.00					0	0	0
	Trainee	0.00			0.00	0.00	0.00	0.00	0.00	0.00	0.00	0.00	0.00					0	0	0
	Sub-Total	708.00		85.50		56.00		0.00		0.00		0.00		19.99 %	0.00 %		7		3	
SHEET METAL WORKER	Journey Worker	693.00			0.00	0.00	0.00	0.00	0.00	0.00	0.00	0.00	0.00					0	0	0
	Apprentice	0.00			0.00	0.00	0.00	0.00	0.00	0.00	0.00	0.00	0.00					0	0	0
	Trainee	0.00			0.00	0.00	0.00	0.00	0.00	0.00	0.00	0.00	0.00					0	0	0
	Sub-Total	693.00		0.00		0.00		0.00		0.00		0.00		0.00 %	0.00 %		4		0	
<b>Total Journey Worker</b>		1,999.00			0.00	56.00	0.00			0.00	0.00	0.00					5	0	5	0
<b>Total Apprentices</b>		132.00			0.00	0.00	0.00			0.00	0.00	0.00						0	1	0
<b>Total Trainees</b>		0.00			0.00	0.00	0.00			0.00	0.00	0.00						0	0	0
<b>Grand Total</b>		2,131.00		324.50		56.00		0.00		0.00		0.00		17.86 %	0.00 %		16		6	

1



FORM CC-257 Monthly Employment Report by Contractor

U.S. Department of Labor  
 Employment Standards Administration  
 Office of Federal Contract Compliance Programs

Report Date: 10/23/2017

Report By: Calendar Date

1. Covered Area (SMSA or EA)	2. Employers I.D. No.	Name and Location of Contractor United States Alliance Fire Protection, 28427 N Ballard Dr, Lake Forest, IL, 60045												OMB No. 1215-01633							
3. Current Goals Minority Female	4. Reporting Period From 9/1/2015 to 9/30/2017	This Report is required by Executive Order 11246, Sec. 203. Failure to report can result in contracts being cancelled, terminated, or suspended in whole or in part and the contractor may be declared ineligible for further Government contracts of federally assisted construction contracts.												Federal Funding Agency							
5.  CONSTRUCTION	Classifications	6. TOTAL FEDERAL & NON-FEDERAL CONSTRUCTION WORK HOURS												9.		10.					
		6a. Total Hours		6b. Prevailing Rate		6c. Prevailing Rate		6d. Prevailing Rate		6e. Prevailing Rate		6f. Prevailing Rate		7.		8.		M	F	M	F
		M	F	M	F	M	F	M	F	M	F	M	F								
	Journey Worker	1,492.00	0.00	0.00	0.00	0.00	0.00	0.00	0.00	0.00	0.00	0.00	0.00					7	0	0	0
	Apprentice	0.00	0.00	0.00	0.00	0.00	0.00	0.00	0.00	0.00	0.00	0.00	0.00					0	0	0	0
	Trainee	0.00	0.00	0.00	0.00	0.00	0.00	0.00	0.00	0.00	0.00	0.00	0.00					0	0	0	0
	Sub-Total	1,492.00		0.00		0.00		0.00		0.00		0.00				0.00 %	0.00 %	7		0	
Total Journey Worker		1,492.00	0.00	0.00	0.00	0.00	0.00	0.00	0.00	0.00	0.00	0.00	0.00					7	0	0	0
Total Apprentices								0.00	0.00	0.00	0.00	0.00	0.00						0	0	0
Total Trainees								0.00	0.00	0.00	0.00	0.00	0.00						0	0	0
Grand Total		1,492.00		0.00		0.00		0.00		0.00		0.00				0.00 %	0.00 %	7		0	

[Redacted Signature Area]

[Redacted Signature Area]

**RE**



FORM CC-257 Monthly Employment Report by Contractor

Report Date: 10/23/2017

Report By: Calendar Date

1. Covered Area (SMSA or EA)	2. Employers I.D. No.	Name and Location of Contractor Universal Insulation, Inc, 1385 101st Street, Suite D, Lemont, i, 60439												OMB No. 1215-01633								
3. Current Goals Minority Female	4. Reporting Period From 9/1/2015 to 9/30/2017	This Report is required by Executive Order 11246, Sec. 203. Failure to report can result in contracts being cancelled, terminated, or suspended in whole or in part and the contractor may be declared ineligible for further Government contracts of federally assisted construction contracts.												Federal Funding Agency								
5.  CONSTRUCTION	Classifications	6. TOTAL FEDERAL & NON-FEDERAL CONSTRUCTION WORK HOURS												9.		10.						
		6a. Total Hours		6b. Placed in Service		6c. As of 9/30/2017		6d. As of 9/30/2017		6e. As of 9/30/2017		6f. As of 9/30/2017		7.		8.		M	F	M	F	
		M	F	M	F	M	F	M	F	M	F	M	F									
ASBESTOS WORKER/INSULATOR	Journey Worker	5,894.00	136.00	64.00	0.00	2,200.00	0.00	0.00	0.00	0.00	0.00	0.00	0.00					13	1	3	0	
	Apprentice	0.00	0.00	0.00	0.00	0.00	0.00	0.00	0.00	0.00	0.00	0.00	0.00					0	0	0	0	
	Trainee	0.00	0.00	0.00	0.00	0.00	0.00	0.00	0.00	0.00	0.00	0.00	0.00					0	0	0	0	
	<b>Sub-Total</b>	<b>6,030.00</b>		<b>64.00</b>	<b>2,200.00</b>		<b>0.00</b>		<b>0.00</b>		<b>0.00</b>		<b>0.00</b>		<b>37.55 %</b>		<b>2.26 %</b>		<b>14</b>		<b>3</b>	
HEAT & FROST INSULATOR	Journey Worker	0.00	0.00	0.00	0.00	0.00	0.00	0.00	0.00	0.00	0.00	0.00	0.00					0	0	0	0	
	Apprentice	260.00						0.00	0.00	0.00	0.00	0.00	0.00					3	0	0	0	
	Trainee							0.00	0.00	0.00	0.00	0.00	0.00						0	0	0	
	<b>Sub-Total</b>	<b>260.00</b>		<b>0.00</b>	<b>0.00</b>		<b>0.00</b>		<b>0.00</b>		<b>0.00</b>		<b>0.00</b>		<b>0.00 %</b>		<b>0.00 %</b>		<b>3</b>		<b>0</b>	
<b>Total Journey Worker</b>		5,894.00	136.00	64.00	0.00	2,200.00	0.00	0.00	0.00	0.00	0.00	0.00	0.00					13	1	3	0	
<b>Total Apprentices</b>		260.00			0.00	0.00	0.00	0.00	0.00	0.00	0.00	0.00	0.00						0	0	0	0
<b>Total Trainees</b>		0.00			0.00	0.00	0.00	0.00	0.00	0.00	0.00	0.00	0.00						0	0	0	0
<b>Grand Total</b>		<b>6,290.00</b>		<b>64.00</b>		<b>2,200.00</b>		<b>0.00</b>		<b>0.00</b>		<b>0.00</b>		<b>35.99 %</b>		<b>2.16 %</b>		<b>17</b>		<b>3</b>		

E



FORM CC-257 Monthly Employment Report by Contractor

U.S. Department of Labor  
 Employment Standards Administration  
 Office of Federal Contract Compliance Programs

Report Date: 10/23/2017

Report By: Calendar Date

1. Covered Area (SMSA or EA)	2. Employers I.D. No.	Name and Location of Contractor Universal Insulation, Inc., 1385 101st Street Suite D, Lemont, IL, 60439												OMB No. 1215-01633								
3. Current Goals Minority Female	4. Reporting Period From 9/1/2015 to 9/30/2017	This Report is required by Executive Order 11246, Sec. 203. Failure to report can result in contracts being cancelled, terminated, or suspended in whole or in part and the contractor may be declared ineligible for further Government contracts of federally assisted construction contracts.												Federal Funding Agency								
5.  CONSTRUCTION	Classifications	6. TOTAL FEDERAL & NON-FEDERAL CONSTRUCTION WORK HOURS												9.		10.						
		6a. M F		6b. M F		6c. M F		6d. M F		6e. M F		6f. M F		7.		8.		M	F	M	F	
ASBESTOS WORKER/INSULATOR	Journey Worker	92.00	0.00	0.00	0.00	32.00	0.00	0.00	0.00	0.00	0.00	0.00	0.00					4	0	1	0	
	Apprentice	0.00	0.00	0.00	0.00	0.00	0.00	0.00	0.00	0.00	0.00	0.00	0.00					0	0	0	0	
	Trainee	0.00	0.00	0.00	0.00	0.00	0.00	0.00	0.00	0.00	0.00	0.00	0.00					0	0	0	0	
	Sub-Total	92.00		0.00		32.00		0.00		0.00		0.00		34.78 %		0.00 %		4		1		
Total Journey Worker		92.00	0.00	0.00	0.00	32.00	0.00	0.00	0.00	0.00	0.00	0.00	0.00					4	0	1	0	
Total Apprentices								0.00	0.00	0.00	0.00	0.00	0.00						0	0	0	0
Total Trainees								0.00	0.00	0.00	0.00	0.00	0.00						0	0	0	0
Grand Total		92.00		0.00		32.00		0.00		0.00		0.00		34.78 %		0.00 %		4		1		

[Redacted Signature and Title Area]

[Redacted Signature]

[Redacted Signature and Title Area]





FORM CC-257 Monthly Employment Report by Contractor

U.S. Department of Labor  
 Employment Standards Administration  
 Office of Federal Contract Compliance Programs

Report Date: 10/23/2017

Report By: Calendar Date

1. Covered Area (SMSA or EA)	2. Employers I.D. No.	Name and Location of Contractor UPTOWN PAINTING & CONSTRUCTION INC., 6712 N. CLARK STREET, CHICAGO, IL, 60626												OMB No. 1215-01633					
3. Current Goals Minority Female	4. Reporting Period From 9/1/2015 to 9/30/2017	This Report is required by Executive Order 11246, Sec. 203. Failure to report can result in contracts being cancelled, terminated, or suspended in whole or in part and the contractor may be declared ineligible for further Government contracts of federally assisted construction contracts.												Federal Funding Agency					
5.  CONSTRUCTION TRADE	Classifications	6. TOTAL FEDERAL & NON-FEDERAL CONSTRUCTION WORK HOURS												9.  Total Number of Employees		10.  Total Number of Minority Employees			
		6a. Total All Employees By Trade		6b. Black (Not of Hispanic Origin)		6c.  Hispanic		6d. Asian or Pacific Islander		6e. American Indian or Native		6f.  Other						7.  Minority Percentage	8.  Female Percentage
		M	F	M	F	M	F	M	F	M	F	M	F			M	F	M	F
PAINTER	Journey Worker	1,683.00	0.00	251.00	0.00	1,432.00	0.00	0.00	0.00	0.00	0.00	0.00	0.00			12	0	12	0
	Apprentice	72.00	0.00	0.00	0.00	72.00	0.00	0.00	0.00	0.00	0.00	0.00	0.00			1	0	1	0
	Trainee	0.00	0.00	0.00	0.00	0.00	0.00	0.00	0.00	0.00	0.00	0.00	0.00			0	0	0	0
	Subtotal	1,755.00		251.00		1,504.00		0.00		0.00		0.00		100.00 %	0.00 %	13		13	
Total Journey Worker														2	0	12	0		
Total Apprentices															0	1	0		
Total Trainees															0	0	0		
Grand Total		1,755.00		251.00		1,504.00		0.00		0.00		0.00		100.00 %	0.00 %	13		13	

1

**E**



FORM CC-257 Monthly Employment Report by Contractor

Report Date: 10/23/2017

Report By: Calendar Date

1. Covered Area (SMSA or EA)	2. Employers I.D. No.	Name and Location of Contractor Vehicle Lifts & Mechanical Equipment, Inc., 808 S Euclid Ave, Oak Park, IL, 60304												OMB No. 1215-01633					
3. Current Goals Minority Female	4. Reporting Period From 9/1/2015 to 9/30/2017	This Report is required by Executive Order 11246, Sec. 203. Failure to report can result in contracts being cancelled, terminated, or suspended in whole or in part and the contractor may be declared ineligible for further Government contracts of federally assisted construction contracts.												Federal Funding Agency					
5.  CONSTRUCTION	Classifications	6. TOTAL FEDERAL & NON-FEDERAL CONSTRUCTION WORK HOURS												9.		10.			
		6a. Total Hours		6b. Federal		6c. Non-Federal		6d. M		6e. F		6f. Total		7.	8.	M	F	M	F
CARPENTER	Journey Worker	282.50	0.00	0.00	0.00	0.00	0.00	0.00	0.00	0.00	0.00	282.50	0.00			3	0	0	0
	Apprentice	0.00	0.00	0.00	0.00	0.00	0.00	0.00	0.00	0.00	0.00	0.00	0.00			0	0	0	0
	Trainee	0.00	0.00	0.00	0.00	0.00	0.00	0.00	0.00	0.00	0.00	0.00	0.00			0	0	0	0
	<b>Sub-Total</b>	<b>282.50</b>	<b>0.00</b>	<b>0.00</b>	<b>0.00</b>	<b>0.00</b>	<b>0.00</b>	<b>0.00</b>	<b>0.00</b>	<b>0.00</b>	<b>282.50</b>	<b>0.00</b>	<b>0.00</b>	<b>0.00</b>	<b>0.00 %</b>	<b>0.00 %</b>	<b>3</b>	<b>0</b>	<b>0</b>
LABORER (BUILDING & RESIDENTIAL)	Journey Worker	191.50	0.00	0.00	0.00	0.00	0.00	0.00	0.00	0.00	0.00	191.50	0.00			1	0	0	0
	Apprentice	0.00	0.00	0.00	0.00	0.00	0.00	0.00	0.00	0.00	0.00	0.00	0.00			0	0	0	0
	Trainee	0.00	0.00	0.00	0.00	0.00	0.00	0.00	0.00	0.00	0.00	0.00	0.00			0	0	0	0
	<b>Sub-Total</b>	<b>191.50</b>	<b>0.00</b>	<b>0.00</b>	<b>0.00</b>	<b>0.00</b>	<b>0.00</b>	<b>0.00</b>	<b>0.00</b>	<b>0.00</b>	<b>191.50</b>	<b>0.00</b>	<b>0.00</b>	<b>0.00</b>	<b>0.00 %</b>	<b>0.00 %</b>	<b>1</b>	<b>0</b>	<b>0</b>
<b>Total Journey Worker</b>		<b>474.00</b>	<b>0.00</b>	<b>0.00</b>	<b>0.00</b>	<b>0.00</b>	<b>0.00</b>	<b>0.00</b>	<b>0.00</b>	<b>0.00</b>	<b>0.00</b>	<b>474.00</b>	<b>0.00</b>			<b>4</b>	<b>0</b>	<b>0</b>	<b>0</b>
<b>Total Apprentices</b>		<b>0.00</b>	<b>0.00</b>	<b>0.00</b>	<b>0.00</b>	<b>0.00</b>	<b>0.00</b>	<b>0.00</b>	<b>0.00</b>	<b>0.00</b>	<b>0.00</b>	<b>0.00</b>	<b>0.00</b>			<b>0</b>	<b>0</b>	<b>0</b>	<b>0</b>
<b>Total Trainees</b>		<b>0.00</b>	<b>0.00</b>	<b>0.00</b>	<b>0.00</b>	<b>0.00</b>	<b>0.00</b>	<b>0.00</b>	<b>0.00</b>	<b>0.00</b>	<b>0.00</b>	<b>0.00</b>	<b>0.00</b>			<b>0</b>	<b>0</b>	<b>0</b>	<b>0</b>
<b>Grand Total</b>		<b>474.00</b>	<b>0.00</b>	<b>0.00</b>	<b>0.00</b>	<b>0.00</b>	<b>0.00</b>	<b>0.00</b>	<b>0.00</b>	<b>0.00</b>	<b>0.00</b>	<b>474.00</b>	<b>0.00</b>	<b>0.00 %</b>	<b>0.00 %</b>	<b>4</b>	<b>0</b>	<b>0</b>	<b>0</b>

E



FORM CC-257 Monthly Employment Report by Contractor

Report Date: 10/23/2017

Report By: Calendar Date

1. Covered Area (SMSA or EA)	2. Employers I.D. No.	Name and Location of Contractor VEI Solutions, Inc., 105 W Adams St Ste 2225, Chicago, IL, 60603-6234												OMB No. 1215-01633					
3. Current Goals Minority Female	4. Reporting Period From 9/1/2015 to 9/30/2017	This Report is required by Executive Order 11246, Sec. 203. Failure to report can result in contracts being cancelled, terminated, or suspended in whole or in part and the contractor may be declared ineligible for further Government contracts of federally assisted construction contracts.												Federal Funding Agency					
5. <b>CONSTRUCTION</b>	Classifications	<b>6. TOTAL FEDERAL &amp; NON-FEDERAL CONSTRUCTION WORK HOURS</b>												9.		10.			
		6a. Total Hours		6b. Federal Hours		6c. Non-Federal Hours		6d. Apprentices		6e. Trainees		6f. Total Hours		7.	8.	M	F	M	F
IRONWORKER	Journey Worker	2,638.00	24.00	458.00	0.00	757.00	24.00	0.00	0.00	0.00	0.00	0.00	0.00			12	1	6	1
	Apprentice	0.00	0.00	0.00	0.00	0.00	0.00	0.00	0.00	0.00	0.00	0.00			0	0	0	0	
	Trainee	0.00	0.00	0.00	0.00	0.00	0.00	0.00	0.00	0.00	0.00	0.00			0	0	0	0	
	<b>Sub-Total</b>	<b>2,662.00</b>		<b>458.00</b>		<b>781.00</b>		<b>0.00</b>		<b>0.00</b>		<b>0.00</b>		<b>46.54 %</b>	<b>0.90 %</b>	<b>13</b>		<b>7</b>	
ORNAMENTAL IRONWORKER	Journey Worker	0.00	0.00	0.00	0.00	0.00	0.00	0.00	0.00	0.00	0.00	0.00			0	0	0	0	
	Apprentice	16.00						0.00	0.00	0.00	0.00	0.00			1	0	0	0	
	Trainee							0.00	0.00	0.00	0.00	0.00				0	0	0	
	<b>Sub-Total</b>	<b>16.00</b>		<b>0.00</b>		<b>0.00</b>		<b>0.00</b>		<b>0.00</b>		<b>0.00</b>		<b>0.00 %</b>	<b>0.00 %</b>	<b>1</b>		<b>0</b>	
<b>Total Journey Worker</b>		2,638.00	24.00	458.00	0.00	757.00	24.00	0.00	0.00	0.00	0.00	0.00			12	1	6	1	
<b>Total Apprentices</b>		16.00			0.00	0.00	0.00	0.00	0.00	0.00	0.00	0.00				0	0	0	0
<b>Total Trainees</b>		0.00			0.00	0.00	0.00	0.00	0.00	0.00	0.00	0.00				0	0	0	0
<b>Grand Total</b>		<b>2,678.00</b>		<b>458.00</b>		<b>781.00</b>		<b>0.00</b>		<b>0.00</b>		<b>0.00</b>		<b>46.27 %</b>	<b>0.90 %</b>	<b>14</b>		<b>7</b>	

E



FORM CC-257 Monthly Employment Report by Contractor

U.S. Department of Labor  
 Employment Standards Administration  
 Office of Federal Contract Compliance Programs

Report Date: 10/23/2017

Report By: Calendar Date

1. Covered Area (SMSA or EA)	2. Employers I.D. No.	Name and Location of Contractor Western Remac, Inc., 1740 International Parkway, Woodridge, IL, 60517												OMB No. 1215-01633							
3. Current Goals Minority Female	4. Reporting Period From 9/1/2015 to 9/30/2017	This Report is required by Executive Order 11246, Sec. 203. Failure to report can result in contracts being cancelled, terminated, or suspended in whole or in part and the contractor may be declared ineligible for further Government contracts of federally assisted construction contracts.												Federal Funding Agency							
5.  CONSTRUCTION	Classifications	6. TOTAL FEDERAL & NON-FEDERAL CONSTRUCTION WORK HOURS												9.		10.					
		6a. Total Hours		6b. Blk. 1		6c. Blk. 2		6d. Blk. 3		6e. Blk. 4		6f. Blk. 5		7.		8.		M	F	M	F
		M	F	M	F	M	F	M	F	M	F	M	F								
CARPENTER - JOURNEYMAN	Journey Worker	30.50	0.00	0.00	0.00	0.00	0.00	0.00	0.00	0.00	0.00	0.00	0.00					1	0	0	0
	Apprentice	0.00	0.00	0.00	0.00	0.00	0.00	0.00	0.00	0.00	0.00	0.00	0.00					0	0	0	0
	Trainee	0.00	0.00	0.00	0.00	0.00	0.00	0.00	0.00	0.00	0.00	0.00	0.00					0	0	0	0
	<b>Sub-Total</b>	<b>30.50</b>	<b>0.00</b>	<b>0.00</b>	<b>0.00</b>	<b>0.00</b>	<b>0.00</b>	<b>0.00</b>	<b>0.00</b>	<b>0.00</b>	<b>0.00</b>	<b>0.00</b>	<b>0.00</b>	<b>0.00 %</b>	<b>0.00 %</b>	<b>1</b>	<b>0</b>				
<b>Total Journey Worker</b>		<b>30.50</b>	<b>0.00</b>	<b>0.00</b>	<b>0.00</b>	<b>0.00</b>	<b>0.00</b>	<b>0.00</b>	<b>0.00</b>	<b>0.00</b>	<b>0.00</b>	<b>0.00</b>	<b>0.00</b>					<b>1</b>	<b>0</b>	<b>0</b>	<b>0</b>
<b>Total Apprentices</b>																					
<b>Total Trainees</b>																					
<b>Grand Total</b>		<b>30.50</b>	<b>0.00</b>	<b>0.00</b>	<b>0.00</b>	<b>0.00</b>	<b>0.00</b>	<b>0.00</b>	<b>0.00</b>	<b>0.00</b>	<b>0.00</b>	<b>0.00</b>	<b>0.00 %</b>	<b>0.00 %</b>	<b>1</b>	<b>0</b>					

E

**Projects:** 1342AAE01 - Roofing, 1342ABB01 - Paving, 1342ABC01 - Painting, 1342ALD01 - Site E... M01 - Tile, 1342CAS01 - Caissons, 1342CRS01 - Roofing, 1342CRS01-Roofing, 1342CSM01 - Masonry, 1342DLT01 - Landscaping, 1342ECC01 - Drywall, 1342EWS01 - Metal Par... - RAC/PPG Fire Protection, 1342FHP01 - Bridges, 1342GGI01 - Glass & Glazing, 1342GIB01 - Building Electrical, 1342HMC01 - Plumbing, 1342HOD01 - Overhead Doors, 1342ILL0... ecast, 1342ILL02 - Precast, 1342JAD01 - Carpentry, 1342K5C01 - Asphalt Paving, 1342KED01 - Waterproofing, 1342LIN01 - Earthwork, 1342LSC01 - Structural Steel, 1342MAR01 - ... concrete, 1342MDF01 - Flooring, 1342MEC01 - Mechanical, 1342MFN01 - Fencing, 1342MFR01 - Fireproofing, 1342MIL01 - General Carpentry, 1342MLT01 - Terrazzo Flooring, 1342PAC01 - Survey, 1342ROS01 - Site Utilities, 1342SCC01 - Concrete, 1342SCH01 - Elevators, 1342SPS01 - Special Systems, 1342SWS01 - Interior Signage, 1342TER03 - Field Labor and Material, 1342TER04 - Cast-In-Place Concrete, 1342TER05 - General Condition Work, 1342USF01 - Fire Protection - QTA, 1342USI01 - Skylights, 1342WRE01 - Exterior Signage, 1342WST01 - Misc Steel, 28603 - AUSTIN POWER PARTNERS - CONSTRUCTION MANAGEMENT AT-RISK SERVICES FOR JOINT-USE CONSOLIDATED RENTAL CAR/PARKING FACILITY AND ATS EXTENSION FIXED FACILITIES AT O'HARE INTERNATIONAL AIRPORT

**T** **e** **I**

**Journeyman & Apprentice Hours Per Project - ORD CIP, MDW CIP & OMP**  
**11/7/17**

Project Name	Total Hours Worked	BREAKDOWN BY ETHNICITY (HOURS)						
		Caucasian	African American	Hispanic	Asian	Native American	Other	Not Specified
Runway 10L-28R Rehabilitation for O'Hare (ORD CIP)	29,360.25	17,552.00	3,254.75	7,579.75	65.00	16.00	17.25	875.50
TSA Advanced Surveillance Program CCTV (ORD CIP)	27,214.00	23,752.50	529.00	2,852.50	64.00	0.00	16.00	0.00
AMC Expansion (ORD CIP)	36,622.00	19,891.00	2,964.50	12,706.00	954.50	0.00	106.00	0.00
Fire Protection Systems - H&R Plant (ORD CIP)	6,452.50	5,369.00	98.00	985.50	0.00	0.00	0.00	0.00
Air Handling Unit Replacement - H&R Plant (ORD CIP)	14,797.50	11,814.50	582.00	2,401.00	0.00	0.00	0.00	0.00
Replacement of Chiller 1-5 & Upgrade of South Cooling Tower (ORD CIP)	44,688.50	13,187.00	12,105.50	18,788.50	0.00	8.00	599.50	0.00
American Airlines Baggage Area HVAC (ORD CIP)	6,032.60	5,697.10	40.50	295.00	0.00	0.00	0.00	0.00
Runway 4R-22L Rehabilitation (MDW CIP)	23,118.25	13,279.25	1,002.25	8,803.75	0.00	33.00	0.00	0.00
Security Guard Booth Enhancements (MDW CIP)	5,498.50	2,461.50	224.25	2,781.75	31.00	0.00	0.00	0.00
Midway Terminal Front Entry Replacment & Curbfront Improvement (MDW CIP)	1,663.50	878.00	0.00	785.50	0.00	0.00	0.00	0.00
Landside Parking Lot Improvements (MDW CIP)	121.50	55.00	8.00	58.50	0.00	0.00	0.00	0.00
Runway 9C-27C Bid Package #1 (OMP)	73,896.38	45,210.38	4,291.00	24,251.00	0.00	135.50	8.50	0.00
Central Deicing Facility - Mass Grading (OMP)	108,783.30	64,882.05	6,120.75	32,445.50	2,261.50	1,181.50	1,192.50	699.50
ARFF #1 Modifications (OMP)	6,910.50	5,944.75	114.50	782.75	68.50	0.00	0.00	0.00
Taxiway Z/J & Tank Farm Road	34,527.75	23,162.75	2,013.00	9,283.50	0.00	65.50	3.00	0.00
Runway 9C-27C East Package (OMP)	89,821.50	51,091.00	3,015.00	35,152.00	0.00	539.50	24.00	0.00
Joint-Use Consolidated Rental Car / Parking Facility & ATS EFF (OMP)	826,051.92	490,368.71	71,920.74	236,467.22	4,382.50	8,551.75	14,361.00	0.00
<b>TOTAL</b>	<b>1,335,560.45</b>	<b>794,596.49</b>	<b>108,283.74</b>	<b>396,419.72</b>	<b>7,827.00</b>	<b>10,530.75</b>	<b>.</b>	<b>1,575.00</b>



CHICAGO DEPARTMENT OF AVIATION  
CITY OF CHICAGO

**MEMORANDUM**

**To:** The Honorable Carrie M. Austin  
Chairman, Committee on the Budget and Government Operations

**From:** Ginger S. Evans  
Commissioner  
Chicago Department of Aviation

**CC:** Deanne Millison  
Mayor's Office of Legislative Counsel and Government Affairs

**Date:** November 1, 2017

**Re:** Request for Information from Annual Appropriation Committee Hearing

**ID#:** 85-17

---

The following information is in response to questions posed at our department's hearing on October 30, 2017 to discuss the proposed 2018 budget.

Alderman Hairston asked for a racial break-out of 1,700 jobs created related to the Midway modernization project and the amount of payroll generated.

The 1,700 projected jobs include approximately 1,000 construction jobs, and 700 new permanent concession jobs.

CDA does not have the job numbers for construction yet, as the construction projects have not started. However, the contract for the Passenger Security Checkpoint Expansion project has recently been awarded to Paschen. Also, bids have been received on the Terminal Parking Garage expansion project but the project has not been awarded. Both projects will commence construction in the first quarter of 2018. Jobs will include standard construction type jobs – skilled trades, 150 operators, laborers, drivers, etc.

Regarding concessions, so far Midway Partnership has added more than 400 new positions (of the projected 700). The new positions, in conjunction with the existing concession jobs, totals a current workforce of 1,123 employees. Below is the break-out:

<b>Ethnicity</b>	<b>Female</b>	<b>Male</b>	<b>Total</b>
African American	66%	52%	62%
Hispanic	26%	36%	29%
Caucasian	7%	9%	8%
Asian	1%	3%	2%

CDA will continue to partner with the construction contractors, concessionaires and unions to create awareness for our residents about the career and training opportunities available.

As always, please let me know if you have any further questions.





CHICAGO DEPARTMENT OF AVIATION  
CITY OF CHICAGO

**MEMORANDUM**

**To:** The Honorable Carrie M. Austin  
Chairman, Committee on the Budget and Government Operations

**From:** Ginger S. Evans  
Commissioner  
Chicago Department of Aviation

**CC:** Deanne Millison  
Mayor's Office of Legislative Counsel and Government Affairs

**Date:** November 1, 2017

**Re:** Request for Information from Annual Appropriation Committee Hearing

**ID#:** 85-18

---

The following information is in response to questions posed at our department's hearing on October 30, 2017 to discuss the proposed 2018 budget.

Alderman Hairston asked for a list of construction companies used in 2017. The Alderman also asked to identify any new ones added in 2017.

Please see the attached list of construction firms that were awarded contracts with new firms highlighted.

As always, please let me know if you have any further questions.



**City of Chicago Department of Aviation**  
**CDA & OMP Vendor List by PO - Commitments**  
**Construction Contracts**  
 Awarded between: 10/1/2016 and 9/30/2017

Vendor Name	Classification	Ethnicity	Committed Amt
<b>CONSTRUCTION</b>			
<b>47187 AIRPORT MAINTENANCE COMPLEX EXPANSION - O'HARE INTERNATIONAL AIRPORT (SPEC #150555)</b>	<b>Prime:</b>	<b>F.H. PASCHEN, S.N. NIELSEN &amp; ASSOCIATES, LLC</b>	<b>Contract Amt: \$17,377,479</b>
BRIAR PATCH LANDSCAPING	DBE	African American	\$156,780
Clausen Structures Inc	DBE	Caucasian	\$1,331,358
EVERGREEN SUPPLY CO	DBE	Caucasian	\$311,422
FLOOD TESTING LABORATORIES	DBE	Caucasian	\$1,621
HARRINGTON SITE SERVICES	DBE	Caucasian	\$1,343,585
INDUSTRIAL FENCE INC.	DBE	Hispanic American	\$304,836
JADE CARPENTRY CONTRACTORS, INC	DBE	Caucasian	\$31,870
JNS, INC.	DBE	Caucasian	\$205,318
KALGEN CONSULTANTS INC	DBE	Asian American	\$90,363
KAPUR & ASSOCIATES INC	DBE	Asian American	\$17,052
M. CANNON ROOFING COMPANY LLC	DBE	African American	\$505,024
PAGODA ELECTRIC & CONSTRUCTION INC	DBE	African American	\$1,026,592
VALADE HEATING & COOLING, INC.	DBE	Caucasian	\$456,107
<b>47601 AOA Security Fence Replacement - ORD, Spec 187288</b>	<b>Prime:</b>	<b>INDUSTRIAL FENCE INC.</b>	<b>Contract Amt: \$2,068,212</b>
INDUSTRIAL FENCE INC	MBE	Hispanic American	\$1,778,662
PROGRESSIVE INDUSTRIES, INC.	WBE	Caucasian	\$103,411
S.A.M. CONSULTANTS, INC.	MBE	Asian American	\$10,740
<b>48370 Spine Road ComEd Duct Bank Installation - ORD, Spec 210086</b>	<b>Prime:</b>	<b>RELIABLE CONTRACTING AND EQUIPMENT COMPANY</b>	<b>Contract Amt: \$2,523,384</b>
	<b>**NEW**</b>		
CASTILLO TRUCKING INC	WBE	Hispanic American	\$82,010
HORIZON CONTRACTORS INC.	MBE	Asian American	\$529,911
LA GRANGE CRANE SERVICE, INC.	WBE	Caucasian	\$5,020
ORIENT EXPRESS SERVICE CO.	WBE	Asian American	\$82,010
ROUGHNECK CONCRETE DRILLING	WBE	Caucasian	\$14,434
S.A.M. CONSULTANTS, INC.	MBE	Asian American	\$113,552
SANCHEZ CONSTRUCTION SERVICES	MBE	Hispanic American	\$80,748
<b>51964 UNITED AIRLINES EMPLOYEE PARKING LOT RECONSTRUCTION</b>	<b>Prime:</b>	<b>SUMIT CONSTRUCTION CO., INC.</b>	<b>Contract Amt: \$1,036,454</b>
SUMIT CONSTRUCTION CO., INC.	SBE	Asian American	\$741,479
<b>52437 ORD ARFF#1 MODIFICATIONS</b>	<b>Prime:</b>	<b>K.R. MILLER CONTRACTORS, INC</b>	<b>Contract Amt: \$6,367,000</b>
	<b>**NEW**</b>		
ABITUA SEWER, WATER & PLUMBING	DBE	Hispanic American	\$375,653
KATCO DEVELOPMENT, INC.	DBE	Caucasian	\$529,734
KEYBOARD ENTERPRISES DEVELOPMENT INC.	DBE	African American	\$122,246
M. CANNON ROOFING COMPANY LLC	DBE	African American	\$150,898
MA REBAR SERVICE INC	DBE	Caucasian	\$64,943
PAGODA ELECTRIC BROADWAY ELECTRIC JV	DBE	African American	\$352,732
TERRELL MATERIALS CORPORATION	DBE	African American	\$264,231
UPTOWN PAINTING & DECORATING INC.	DBE	Hispanic American	\$67,490



City of Chicago Department of Aviation  
**CDA & OMP Vendor List by PO - Commitments**  
 Construction Contracts  
 Awarded between: 10/1/2016 and 9/30/2017

Vendor Name	Classification	Ethnicity	Committed Amt
<b>CONSTRUCTION</b>			
<b>53081 Phase 17 Residential Sound Insulation Program ORD - Bid Pkg 1, Spec 193751</b>	<b>Prime: BLINDERMAN CONSTRUCTION COMPANY INC</b>		<b>Contract Amt: \$9,409,601</b>
JADE CARPENTRY CONTRACTORS,INC	DBE	Caucasian	\$1,803,821
PAGODA ELECTRIC & CONSTRUCTION INC	DBE	African American	\$338,746
<b>53083 Phase 17 Residential Sound Insulation Program - ORD, Bid Pkg #2, Spec 194373</b>	<b>Prime: ASBACH AND VANSELOW INC</b>		<b>Contract Amt: \$8,656,377</b>
H & P CONTRACTORS INC.	DBE	Hispanic American	\$1,054,347
HILLCO DISTRIBUTING COMPANY INC	DBE	Caucasian	\$141,965
LEYDEN ELECTRIC, INC.	DBE	Caucasian	\$636,244
<b>55225 ORD EMERGENCY AND STANBY POWER SYSTEM REPLACEMENT GENERATORS 1 - 6 AT O'HARE INTERNATIONAL AIRPORT</b>	<b>Prime: BEI-AFC JOINT VENTURE **NEW**</b>		<b>Contract Amt: \$39,502,111</b>
ACTIVE ELECTRICAL SUPPLY	WBE	Caucasian	\$711,038
CHRISTY WEBBER	WBE	Caucasian	\$118,506
ENBEE PAINTING & DECORATING INC	WBE	Caucasian	\$39,502
EVERGREEN SUPPLY CO	WBE	Caucasian	\$711,038
MARKET CONTRACTING SERVICES	MBE	Hispanic American	\$118,506
MIDCO ELECTRIC SUPPLY, INC	WBE	Caucasian	\$450,324
PAGODA ELECTRIC & CONSTRUCTION INC	MBE	African American	\$9,836,026
<b>56322 CENTRAL DEICING FACILITY - MASS GRADING (SPEC #287910)</b>	<b>Prime: JUDLAU CONTRACTING **NEW**</b>		<b>Contract Amt: \$46,192,770</b>
ABARI CONSTRUCTION INC	MBE	Hispanic American	\$1,607,508
ABITUA SEWER, WATER & PLUMBING	MBE	Hispanic American	\$221,725
BLACK DOG CHICAGO CORP.	MBE	Asian American	\$725,226
E. KING CONSTRUCTION CO., INC.	WBE	African American	\$1,242,586
INDUSTRIAL FENCE INC	MBE	Hispanic American	\$23,096
NATURAL CREATIONS LANDSCAPING	MBE	Hispanic American	\$1,427,357
S.A.M. CONSULTANTS, INC.	MBE	Asian American	\$466,547
SONICAN TRUCKING, INC.	MBE	Hispanic American	\$2,018,624
SORRELLI TRUCKING INC	WBE	Caucasian	\$1,542,839
TRUCK KING, INC.	MBE	Hispanic American	\$5,533,894
WEST FUELS	WBE	Caucasian	\$230,964



City of Chicago Department of Aviation  
**CDA & OMP Vendor List by PO - Commitments**  
 Construction Contracts  
 Awarded between: 10/1/2016 and 9/30/2017

Vendor Name	Classification	Ethnicity	Committed Amt
<b>CONSTRUCTION</b>			
<b>57353 OMP Runway 9C-27C Bid Package 1, Spec 333636</b>	<b>Prime:</b>	<b>F.H. PASCHEN, S.N. NIELSEN &amp; ASSOCIATES, LLC</b>	<b>Contract Amt: \$99,009,634</b>
DEL TORO LANDSCAPING, INC.	DBE	Hispanic American	\$1,821,777
EVERGREEN SUPPLY CO.	DBE	Caucasian	\$633,662
H II CONSTRUCTION COMPANY	DBE	African American	\$405,940
JNS, INC.	DBE	Caucasian	\$683,166
KAPUR & ASSOCIATES INC	DBE	Asian American	\$28,740
METROMEX CONTRACTORS, INC.	DBE	Hispanic American	\$1,673,263
NORTHWEST GENERAL CONTRACTORS,	DBE	Asian American	\$10,910,862
PHOENIX BUSINESS SOLUTIONS	DBE	Caucasian	\$693,067
S.A.M. CONSULTANTS, INC.	DBE	Asian American	\$1,702,966
TERRELL MATERIALS CORPORATION	DBE	African American	\$8,415,819
TOUGH CUT CONCRETE SERVICES	DBE	Caucasian	\$930,691
TRUCK KING HAULING CONTRACTORS INC	DBE	Hispanic American	\$1,841,579
<b>57473 O'HARE INTERNATIONAL AIRPORT REPLACEMENT OF HTW GENERATORS</b>	<b>Prime:</b>	<b>MECHANICAL INC. **NEW**</b>	<b>Contract Amt: \$39,238,255</b>
AMALGAMATED SERVICES, INC.	WBE	Caucasian	\$2,746,678
CHICAGO ORNAMENTAL IRON	MBE	Hispanic American	\$2,982,107
PAGODA ELECTRIC & CONSTRUCTION INC	MBE	African American	\$17,735,691
<b>58617 TAXIWAY Z/J AND TANK FARM ROAD</b>	<b>Prime:</b>	<b>WALSH CONSTRUCTION COMPANY II, LLC.</b>	<b>Contract Amt: \$53,749,323</b>
D2K TRAFFIC EQUIPMENT & DESIGN LLC	DBE	African American	\$53,749
DEL TORO LANDSCAPING, INC.	DBE	Hispanic American	\$1,445,857
DND ELECTRIC, INC.	DBE	Hispanic American	\$1,295,359
ELECTRICAL RESOURCE MANAGEMENT	DBE	African American	\$107,499
EVERGREEN SUPPLY CO	DBE	Caucasian	\$241,872
INDUSTRIAL FENCE INC	DBE	Hispanic American	\$32,250
J. Ave Development, Inc.	DBE	Hispanic American	\$96,749
JNS, INC.	DBE	Caucasian	\$725,616
LA GRANGE CRANE SERVICE, INC.	DBE	Caucasian	\$64,499
METROMEX CONTRACTORS, INC.	DBE	Hispanic American	\$833,115
MIDWEST REM ENTERPRISES, INC.	DBE	Hispanic American	\$5,783,427
MTC MORENOS INC	DBE	Hispanic American	\$118,249
PETROMEX INC	DBE	Hispanic American	\$139,748
SONOMA UNDERGROUND SERVICES, INC.	DBE	Asian American	\$1,843,602
TERRELL MATERIALS CORPORATION	DBE	African American	\$2,235,972
TRUCK KING HAULING CONTRACTORS INC	DBE	Hispanic American	\$1,343,733



City of Chicago Department of Aviation  
**CDA & OMP Vendor List by PO - Commitments**  
Construction Contracts  
Awarded between: 10/1/2016 and 9/30/2017

Vendor Name	Classification	Ethnicity	Committed Amt
-------------	----------------	-----------	---------------

**CONSTRUCTION**

<b>63738</b>	<b>Passenger Security Checkpoint Expansion Project Midway - Spec 461340</b>	<b>Prime:</b>	<b>FH PASCHEN SN NIELSEN &amp; ASSOCIATES LLC</b>	<b>Contract Amt:</b>	<b>\$89,169,000</b>
ALPINE DEMOLITION SERVICES	DBE	Caucasian	\$2,354,062		
ANDERSON & SHAH ROOFING INC.	DBE	Asian American	\$1,301,867		
ARAIZA CORPORATION	DBE	Hispanic American	\$383,427		
CHICAGO ORNAMENTAL IRON INC	DBE	Hispanic American	\$2,273,810		
Clausen Structures Inc	DBE	Caucasian	\$1,908,217		
DIVERSIFIED GENERAL CONTRACTOR	DBE	African American	\$1,301,867		
DND ELECTRIC, INC	DBE	Hispanic American	\$615,266		
GARTH CONSTRUCTION SERVICES CORP	DBE	African American	\$7,445,612		
HARRINGTON SITE SERVICES	DBE	Caucasian	\$2,050,887		
KALGEN CONSULTANTS INC	DBE	Asian American	\$463,679		
PHOENIX BUSINESS SOLUTIONS	DBE	Caucasian	\$1,605,042		
NEW HORIZON STEEL	DBE	African American	\$659,851		
U.S. ARCHITECTURAL GLASS AND METAL	DBE	African American	\$5,198,553		
TORO CONSTRUCTION	DBE	Hispanic American	\$5,448,226		



CHICAGO DEPARTMENT OF AVIATION  
CITY OF CHICAGO

**MEMORANDUM**

**To:** The Honorable Carrie M. Austin  
Chairman, Committee on the Budget and Government Operations

**From:** Ginger S. Evans  
Commissioner  
Chicago Department of Aviation

**CC:** Deanne Millison  
Mayor's Office of Legislative Counsel and Government Affairs

**Date:** November 1, 2017

**Re:** Request for Information from Annual Appropriation Committee Hearing

**ID#:** 85-19

---

The following information is in response to questions posed at our department's hearing on October 30, 2017 to discuss the proposed 2018 budget.

Alderman Hairston requested the list of the top 15 MBE/WBE firms (construction) at O'Hare and Midway.

Please see the attached list of the top 15 MBE/WBE construction firm payments at O'Hare and Midway from October 2016 to September 2017.

As always, please let me know if you have any further questions.



City of Chicago Department of Aviation  
**CDA & OMP M/WBE Vendor List by PO - Payments**  
Paid between: 10/1/2016 and 9/30/2017

Vendor Name	Classification	Paid \$	
<b>MIDWAY</b>			
<b>CONSTRUCTION</b>			
1	OLD VETERANS CONSTRUCTION, INC	MBE	\$283,816
2	NORTHWEST GENERAL CONTRACTORS,	MBE	\$206,739
3	SHARLEN ELECTRIC COMPANY	WBE	\$199,091
4	METROMEX CONTRACTORS, INC.	MBE	\$197,781
5	CIVIL CONTRACTOR & ENGINEERS	MBE	\$175,609
6	DURANGO PAINTING, INC	MBE	\$166,185
7	SANCHEZ PAVING CO.	MBE	\$72,132
8	UNDERLAND ARCHITECTURAL	WBE	\$72,017
9	JAYMOR ELECTRIC, INC.	WBE	\$65,393
10	TERRA DEMOLITION, INC.	MBE	\$39,231
11	M. B. M. ENTERPRISES, INC.	MBE	\$33,370
12	ATRIUM LANDSCAPING	WBE	\$9,970
13	WESTERN REMAC, INC.	WBE	\$9,266
14	TECNICA ENVIRONMENTAL SERVICES	MBE	\$3,751
15	BECKIT, INC	WBE	\$2,860



City of Chicago Department of Aviation  
**CDA & OMP M/WBE Vendor List by PO - Payments**  
Paid between: 10/1/2016 and 9/30/2017

Vendor Name	Classification	Paid \$
<b>O'HARE</b>		
<b>CONSTRUCTION</b>		
1	A & H MECHANICAL, INC.	MBE \$5,139,067
2	ERA VALDIVIA CONTRACTORS	MBE \$3,913,472
3	SUMIT CONSTRUCTION CO., INC.	MBE \$2,953,334
4	MONTEL TECHNOLOGIES LLC	MBE \$2,085,955
5	INDUSTRIAL FENCE INC.	MBE \$1,238,975
6	SONICAN TRUCKING, INC.	MBE \$1,013,726
7	DEKAYO CORPORATION	MBE \$401,109
8	NEW ERA PAINTING, INC.	MBE \$396,017
9	HORIZON CONTRACTORS INC.	MBE \$374,395
10	HUMIR CONSTRUCTION	MBE \$347,306
11	ALRON ELECTRIC, INC.	WBE \$342,193
12	BLACK DOG CHICAGO CORP.	MBE \$323,693
13	ACTIVE ELECTRICAL SUPPLY COMPANY	WBE \$292,784
14	S.A.M. CONSULTANTS, INC.	MBE \$274,246
15	AMERICAN CONCRETE RESTORATIONS	WBE \$257,095









CHICAGO DEPARTMENT OF AVIATION  
CITY OF CHICAGO

**MEMORANDUM**

**To:** The Honorable Carrie M. Austin  
Chairman, Committee on the Budget and Government Operations

**From:** Ginger S. Evans  
Commissioner  
Chicago Department of Aviation

**CC:** Deanne Millison  
Mayor's Office of Legislative Counsel and Government Affairs

**Date:** November 1, 2017

**Re:** Request for Information from Annual Appropriation Committee Hearing

**ID#:** 85-20

---

The attached information is in response to questions posed at our department's hearing on October 30, 2017 to discuss the proposed 2018 budget.

Alderman Hairston requested the list of the top 11 MBE/WBE firms (non-construction) at O'Hare and Midway.

Please see the attached list of the top 11 MBE/WBE non-construction firms and payments for O'Hare and Midway from October 2016 to September 2017.

As always, please let me know if you have any further questions.



City of Chicago Department of Aviation  
**CDA & OMP M/WBE Vendor List by PO - Payments**  
Paid between: 10/1/2016 and 9/30/2017

Vendor Name	Classification	Paid \$	
<b>MIDWAY</b>			
<b>NON-CONSTRUCTION</b>			
1	DIVERSE FACILITY SOLUTION INC.	MBE	\$6,373,877
2	CABLE COMMUNICATIONS, INC.	WBE	\$1,973,436
3	A & R JANITORIAL SERVICE, INC.	WBE	\$1,297,816
4	PHIL PAIGE BUSINESS VENTURES	MBE	\$1,075,717
5	DIGBY'S DETECTIVE & SECURITY	MBE	\$811,823
6	CRISTINA FOODS, INC.	MBE	\$295,359
7	WEST FUELS INC	WBE	\$271,059
8	PETROMEX INC	MBE	\$265,201
9	ORNELAS CONSTRUCTION CO.	MBE	\$261,730
10	OLD VETERANS CONSTRUCTION, INC	MBE	\$236,734
11	GIM ELECTRIC CO., INC.	MBE	\$154,253
<b>O'HARE</b>			
<b>NON-CONSTRUCTION</b>			
1	RICONDO & ASSOCIATES INC	MBE	\$9,485,014
2	VARGAS GROUP INC.	MBE	\$6,276,461
3	UNISON CONSULTING INC	MBE	\$5,595,009
4	R.M. CHIN & ASSOCIATES	MBE	\$5,540,066
5	DIVERSE FACILITY SOLUTION INC.	MBE	\$3,444,119
6	ORNELAS CONSTRUCTION CO.	MBE	\$3,284,882
7	GLOBETROTTERS ENGINEERING CORPORATION	MBE	\$3,025,435
8	D'ESCOTO, INC.	MBE	\$2,987,617
9	AUTUMN CONSTRUCTION SERVICES, INC.	WBE	\$2,678,159
10	BRADSHAW CONSTRUCTION & MGMT	MBE	\$2,651,446
11	CABLE COMMUNICATIONS, INC.	WBE	\$2,108,475

Printed: Thursday, November 2, 2017 7:40:08PM

Report Version: 100967

C:\Windows\TEMP\\_25 Top Paid Vendors - MBEWBE {FCBAC26E-878E-4C58-94AC-3DD556E13C87}.rpt





CHICAGO DEPARTMENT OF AVIATION  
CITY OF CHICAGO

**MEMORANDUM**

**To:** The Honorable Carrie M. Austin  
Chairman, Committee on the Budget and Government Operations

**From:** Ginger S. Evans  
Commissioner  
Chicago Department of Aviation

**CC:** Deanne Millison  
Mayor's Office of Legislative Counsel and Government Affairs

**Date:** November 1, 2017

**Re:** Request for Information from Annual Appropriation Committee Hearing

**ID#:** 85-21

---

The attached information is in response to questions posed at our department's hearing on October 30, 2017 to discuss the proposed 2018 budget.

Alderman Hairston asked for a break-out of the 0140 accounts for both Midway and O'Hare in 2018 and 2017 budgets. The Alderman also wants to know why there is an increase from 2017.

Please see the attached 0140 account reports for O'Hare and Midway.

As always, please let me know if you have any further questions.

**Fund: 0610 - MIDWAY OPERATION & MAINTENANCE**

Acct / Section	2017 Budget	2018 Budget	Change	Vendor	Increase Justification
<b>0140 Prof And Technical Services</b>					
ADMINISTRATION - MDW NOISE COMMISSION	\$5,000	\$5,000	\$0	VARIOUS	
AIRPORT PLANNING	\$90,000	\$20,200	-\$69,800	TO BE DETERMINED	
BANK FEES & SERVICES	\$80,000	\$80,000	\$0	VARIOUS	
CANINE TRAINING, SUPPLIES, GROOMING & FEEDING.	\$18,700	\$18,700	\$0	VARIOUS	
COMPLIANCE AND PLANNING - NEPA	\$124,800	\$120,000	-\$4,800	RICONDO & ASSOCIATES INC	
COMPLIANCE AND PLANNING - NOISE	\$120,000	\$120,000	\$0	LANDRUM & BROWN INC	
COMPLIANCE/AUDIT	\$50,000	\$50,000	\$0	TO BE DETERMINED	
CONSULTING/MARKETING	\$1,200,000	\$1,200,000	\$0	RICONDO & ASSOCIATES INC	
CUSTOMER SURVEYS	\$25,000	\$25,000	\$0	TO BE DETERMINED	
DISPOSAL AND RECYCLING OF REGULATED WASTE	\$30,000	\$30,000	\$0	VARIOUS	
ENERGY MANAGEMENT	\$39,000	\$42,000	\$3,000	CB & I GOVERNMENT SOLUTIONS	
FACILITY & OPS PLANNING SUPPORT	\$135,000	\$260,000	\$125,000	CRAWFORD, MURPHY & TILLY, INC	Amount moved from Operations Planning line.
FACILITY & OPS SUPPORT	\$70,000	\$70,000	\$0	VARIOUS	
FINGERPRINT - SERVICES	\$150,000	\$174,400	\$24,400	TELOS IDENTITY MANAGEMENT SOLUTIONS LLC	Reflect new contract prise.
GATE CONTROL SYSTEM	\$150,000	\$150,000	\$0	LANDRUM & BROWN INC	
GENERAL FACILITIES CONSULTANT	\$271,200	\$271,200	\$0	CARE PLUS LLC	
HR CONSULTING/TRAINING PROFESSIONAL SERVICES	\$4,000	\$8,600	\$4,600	TO BE DETERMINED	Increase reflects review of existing process for security section.
LAND AND WASTE COMPLIANCE CONSULTING	\$62,400	\$62,400	\$0	VARIOUS	
LANDSCAPE CONSULTANT	\$20,000	\$20,000	\$0	TO BE DETERMINED	

LEASE/FILE MAINTENANCE	\$45,300	\$45,300	\$0	TO BE DETERMINED	
MIDWAY MARKETING FUND	\$446,000	0	-\$446,000	N/A	
MONEY PICK-UP SERVICE	\$185,000	\$185,000	\$0	MB FINANCIAL BANK NA	
NOISE - ANMS OPERATION	\$97,500	\$91,000	-\$6,500	LANDRUM & BROWN INC	
OPERATIONS PLANNING	\$125,000	0	-\$125,000	N/A	
PARKING MANAGEMENT CONTRACT	\$12,140,700	\$12,140,700	\$0	STANDARD PARKING MIDWAY JV	
PROFESSIONAL WEATHER SERVICE (FROM: 0157 - 425)	\$75,000	\$75,000	\$0	VARIOUS	
PSYCHIATRIC/PSYCHOLOGICAL EVALUATION	\$14,000	\$14,000	\$0	TO BE DETERMINED	
RETAIL MANAGEMENT	\$672,600	0	-\$672,600	N/A	
RFP CONSULTANT	\$100,000	\$20,000	-\$80,000	TO BE DETERMINED	
SECURITY CONSULTING (FROM: 0138 - 5784)	\$728,900	\$801,500	\$72,600	COUNTER TECHNOLOGY, INC.	Increas reflects cost of new RAB back program.
SPACE RECONCILIATION	\$50,000	\$50,000	\$0	TO BE DETERMINED	
STORAGE TANK COMPLIANCE CONSULTING	\$31,200	\$31,200	\$0	TO BE DETERMINED	
SUSTAINABILITY INITIATIVES	\$83,200	\$83,200	\$0	LANDRUM & BROWN INC	
TECHNICAL SERVICES	\$10,000	\$10,000	\$0	VARIOUS	
TRACKING, REPORTING AND ESTABLISHING AN AFFIRMATIVE ACTION PROGRAM	\$10,000	\$10,000	\$0	TO BE DETERMINED	
TRANSLATION SERVICES	\$5,000	\$5,000	\$0	TO BE DETERMINED	
UNARMED SECURITY SERVICES (FROM: 0157 - 590)	\$1,402,600	\$2,205,700	\$803,100	UNIVERSAL SECURITY INC	Increase reflects implementing BOMA rate.
WILDLIFE SPECIALIST	\$185,000	\$185,000	\$0	USDA-APHIS-WS	
<b>0140 Prof And Technical Services</b>	<b>\$19,052,100</b>	<b>\$18,680,100</b>	<b>(\$372,000)</b>		





CHICAGO DEPARTMENT OF AVIATION  
CITY OF CHICAGO

**MEMORANDUM**

**To:** The Honorable Carrie M. Austin  
Chairman, Committee on the Budget and Government Operations

**From:** Ginger S. Evans  
Commissioner  
Chicago Department of Aviation

**CC:** Deanne Millison  
Mayor's Office of Legislative Counsel and Government Affairs

**Date:** November 1, 2017

**Re:** Request for Information from Annual Appropriation Committee Hearing

**ID#:** 85-22 Bond Counsel CDA

---

The following information is in response to questions posed at our department's hearing on October 30, 2017 to discuss the proposed 2018 budget.

Alderman D. Moore asked for a list of the last 5 years of top 3 Bond Counsel as well as the amount of legal fees and racial make-up of attorneys.

Corporation Counsel selects bond counsel. CDA does not play a role in selection of bond counsel and therefore, does not have the requested information.

As always, please let me know if you have any further questions.



CHICAGO DEPARTMENT OF AVIATION  
CITY OF CHICAGO

**MEMORANDUM**

**To:** The Honorable Carrie M. Austin  
Chairman, Committee on the Budget and Government Operations

**From:** Ginger S. Evans  
Commissioner  
Chicago Department of Aviation

**CC:** Deanne Millison  
Mayor's Office of Legislative Counsel and Government Affairs

**Date:** November 1, 2017

**Re:** Request for Information from Annual Appropriation Committee Hearing

**ID#:** 85-23

---

The attached information is in response to questions posed at our department's hearing on October 30, 2017 to discuss the proposed 2018 budget.

Alderman D. Moore asked for the number of jobs created thus far in relation to 9C-27C (and enabling projects) and the racial make-up of those hired.

Please see the attached Summary of Workforce Utilization for Runway 9C-27C to date. Please be advised that additional bid packages and enabling projects are in the process of being procured. Note that for federally funded contracts, hours worked is the unit of measure used to track hiring per federal requirements.

As always, please let me know if you have any further questions.



## SUMMARY OF WORKFORCE UTILIZATION

### Multiple Projects Multiple Contractors

From: 10/16/2016 To: 10/17/2017  
Report By Week End Date

Report Date: 11/03/2017

<b>Project Name:</b> 41567 - OMP Runway 9C-27C East Package - ORD
<b>Project Code:</b> 41567

Construction Trade	Hours Worked										
	Craft Level	Total Employee	Caucasian	African American	Hispanic	Asian	Native American	Other	Not Specified	Total Female	Total Male

**Aldridge Electric Inc.**

ELECTRICIAN	Journey	2,701.00	2,252.50	413.00	35.50	0.00	0.00	0.00	0.00	0.00	2,701.00
	Apprentice	0.00	0.00	0.00	0.00	0.00	0.00	0.00	0.00	0.00	0.00
	A/J Ratio	0.00	0.00	0.00	0.00	0.00	0.00	0.00	0.00	0.00	0.00
	New Hire	0.00	0.00	0.00	0.00	0.00	0.00	0.00	0.00	0.00	0.00
	Subtotal	2,701.00	2,252.50	413.00	35.50	0.00	0.00	0.00	0.00	0.00	2,701.00
ELECTRICIAN APPRENTICE (PRINCIPAL AGREEMENT)	Journey	0.00	0.00	0.00	0.00	0.00	0.00	0.00	0.00	0.00	0.00
	Apprentice	1,432.50	1,256.50	152.00	0.00	0.00	0.00	24.00	0.00	24.00	1,408.50
	A/J Ratio	0.00	0.00	0.00	0.00	0.00	0.00	0.00	0.00	0.00	0.00
	New Hire	0.00	0.00	0.00	0.00	0.00	0.00	0.00	0.00	0.00	0.00
	Subtotal	1,432.50	1,256.50	152.00	0.00	0.00	0.00	24.00	0.00	24.00	1,408.50
IRONWORKER	Journey	302.00	148.00	0.00	154.00	0.00	0.00	0.00	0.00	0.00	302.00
	Apprentice	0.00	0.00	0.00	0.00	0.00	0.00	0.00	0.00	0.00	0.00
	A/J Ratio	0.00	0.00	0.00	0.00	0.00	0.00	0.00	0.00	0.00	0.00
	New Hire	0.00	0.00	0.00	0.00	0.00	0.00	0.00	0.00	0.00	0.00
	Subtotal	302.00	148.00	0.00	154.00	0.00	0.00	0.00	0.00	0.00	302.00
Ironworker Fence Erector Apprentice	Journey	0.00	0.00	0.00	0.00	0.00	0.00	0.00	0.00	0.00	0.00
	Apprentice	105.00	0.00	0.00	105.00	0.00	0.00	0.00	0.00	0.00	105.00
	A/J Ratio	0.00	0.00	0.00	0.00	0.00	0.00	0.00	0.00	0.00	0.00
	New Hire	0.00	0.00	0.00	0.00	0.00	0.00	0.00	0.00	0.00	0.00
	Subtotal	105.00	0.00	0.00	105.00	0.00	0.00	0.00	0.00	0.00	105.00

**Project Name:** 41567 - OMP Runway 9C-27C East Package - ORD

**Project Code:** 41567

Construction Trade	Hours Worked										
	Craft Level	Total Employee	Caucasian	African American	Hispanic	Asian	Native American	Other	Not Specified	Total Female	Total Male
LABORER (HEAVY and HIGHWAY)	Journey	4,760.00	4,123.00	0.00	637.00	0.00	0.00	0.00	0.00	0.00	4,760.00
	Apprentice	0.00	0.00	0.00	0.00	0.00	0.00	0.00	0.00	0.00	0.00
	A/J Ratio	0.00	0.00	0.00	0.00	0.00	0.00	0.00	0.00	0.00	0.00
	New Hire	0.00	0.00	0.00	0.00	0.00	0.00	0.00	0.00	0.00	0.00
	Subtotal	4,760.00	4,123.00	0.00	637.00	0.00	0.00	0.00	0.00	0.00	4,760.00
OPERATING ENGINEER APPRENTICE (FIRST YEAR)	Journey	0.00	0.00	0.00	0.00	0.00	0.00	0.00	0.00	0.00	0.00
	Apprentice	40.50	40.50	0.00	0.00	0.00	0.00	0.00	0.00	0.00	40.50
	A/J Ratio	0.00	0.00	0.00	0.00	0.00	0.00	0.00	0.00	0.00	0.00
	New Hire	0.00	0.00	0.00	0.00	0.00	0.00	0.00	0.00	0.00	0.00
	Subtotal	40.50	40.50	0.00	0.00	0.00	0.00	0.00	0.00	0.00	40.50
POWER EQUIPMENT OPERATOR (BUILDING AND RESIDENTIAL CONSTRUCTION)	Journey	8.00	8.00	0.00	0.00	0.00	0.00	0.00	0.00	0.00	8.00
	Apprentice	0.00	0.00	0.00	0.00	0.00	0.00	0.00	0.00	0.00	0.00
	A/J Ratio	0.00	0.00	0.00	0.00	0.00	0.00	0.00	0.00	0.00	0.00
	New Hire	0.00	0.00	0.00	0.00	0.00	0.00	0.00	0.00	0.00	0.00
	Subtotal	8.00	8.00	0.00	0.00	0.00	0.00	0.00	0.00	0.00	8.00
POWER EQUIPMENT OPERATOR (HEAVY AND HIGHWAY CONSTRUCTION)	Journey	1,631.00	1,517.00	0.00	16.00	0.00	98.00	0.00	0.00	0.00	1,631.00
	Apprentice	0.00	0.00	0.00	0.00	0.00	0.00	0.00	0.00	0.00	0.00
	A/J Ratio	0.00	0.00	0.00	0.00	0.00	0.00	0.00	0.00	0.00	0.00
	New Hire	0.00	0.00	0.00	0.00	0.00	0.00	0.00	0.00	0.00	0.00
	Subtotal	1,631.00	1,517.00	0.00	16.00	0.00	98.00	0.00	0.00	0.00	1,631.00
Total for Contractor	Journey	9,402.00	8,048.50	413.00	842.50	0.00	98.00	0.00	0.00	0.00	9,402.00
	Apprentice	1,578.00	1,297.00	152.00	105.00	0.00	0.00	24.00	0.00	24.00	1,554.00
	A/J Ratio	0.17	0.16	0.37	0.12	0.00	0.00	0.00	0.00	0.00	0.17
	New Hire	0.00	0.00	0.00	0.00	0.00	0.00	0.00	0.00	0.00	0.00
	Subtotal	10,980.00	9,345.50	565.00	947.50	0.00	98.00	24.00	0.00	24.00	10,956.00
<b>Alpine Demolition Services, LLC</b>											
LABORER (DEMOLITION/WRECKING)	Journey	578.50	0.00	0.00	578.50	0.00	0.00	0.00	0.00	0.00	578.50
	Apprentice	0.00	0.00	0.00	0.00	0.00	0.00	0.00	0.00	0.00	0.00
	A/J Ratio	0.00	0.00	0.00	0.00	0.00	0.00	0.00	0.00	0.00	0.00
	New Hire	0.00	0.00	0.00	0.00	0.00	0.00	0.00	0.00	0.00	0.00
	Subtotal	578.50	0.00	0.00	578.50	0.00	0.00	0.00	0.00	0.00	578.50

**Project Name:** 41567 - OMP Runway 9C-27C East Package - ORD

**Project Code:** 41567

Construction Trade	Hours Worked										
	Craft Level	Total Employee	Caucasian	African American	Hispanic	Asian	Native American	Other	Not Specified	Total Female	Total Male
POWER EQUIPMENT OPERATOR (HEAVY AND HIGHWAY CONSTRUCTION)	Journey	627.50	36.00	0.00	591.50	0.00	0.00	0.00	0.00	0.00	627.50
	Apprentice	0.00	0.00	0.00	0.00	0.00	0.00	0.00	0.00	0.00	0.00
	A/J Ratio	0.00	0.00	0.00	0.00	0.00	0.00	0.00	0.00	0.00	0.00
	New Hire	0.00	0.00	0.00	0.00	0.00	0.00	0.00	0.00	0.00	0.00
	Subtotal	627.50	36.00	0.00	591.50	0.00	0.00	0.00	0.00	0.00	627.50
Total for Contractor	Journey	1,206.00	36.00	0.00	1,170.00	0.00	0.00	0.00	0.00	0.00	1,206.00
	Apprentice	0.00	0.00	0.00	0.00	0.00	0.00	0.00	0.00	0.00	0.00
	A/J Ratio	0.00	0.00	0.00	0.00	0.00	0.00	0.00	0.00	0.00	0.00
	New Hire	0.00	0.00	0.00	0.00	0.00	0.00	0.00	0.00	0.00	0.00
	Subtotal	1,206.00	36.00	0.00	1,170.00	0.00	0.00	0.00	0.00	0.00	1,206.00
<b>Antigo Construction Inc.</b>											
POWER EQUIPMENT OPERATOR (HEAVY AND HIGHWAY CONSTRUCTION)	Journey	142.00	142.00	0.00	0.00	0.00	0.00	0.00	0.00	0.00	142.00
	Apprentice	0.00	0.00	0.00	0.00	0.00	0.00	0.00	0.00	0.00	0.00
	A/J Ratio	0.00	0.00	0.00	0.00	0.00	0.00	0.00	0.00	0.00	0.00
	New Hire	0.00	0.00	0.00	0.00	0.00	0.00	0.00	0.00	0.00	0.00
	Subtotal	142.00	142.00	0.00	0.00	0.00	0.00	0.00	0.00	0.00	142.00
Total for Contractor	Journey	142.00	142.00	0.00	0.00	0.00	0.00	0.00	0.00	0.00	142.00
	Apprentice	0.00	0.00	0.00	0.00	0.00	0.00	0.00	0.00	0.00	0.00
	A/J Ratio	0.00	0.00	0.00	0.00	0.00	0.00	0.00	0.00	0.00	0.00
	New Hire	0.00	0.00	0.00	0.00	0.00	0.00	0.00	0.00	0.00	0.00
	Subtotal	142.00	142.00	0.00	0.00	0.00	0.00	0.00	0.00	0.00	142.00
<b>Arrow Road Construction Co.</b>											
LABORER (HEAVY and HIGHWAY)	Journey	2,788.50	673.50	0.00	2,115.00	0.00	0.00	0.00	0.00	0.00	2,788.50
	Apprentice	0.00	0.00	0.00	0.00	0.00	0.00	0.00	0.00	0.00	0.00
	A/J Ratio	0.00	0.00	0.00	0.00	0.00	0.00	0.00	0.00	0.00	0.00
	New Hire	0.00	0.00	0.00	0.00	0.00	0.00	0.00	0.00	0.00	0.00
	Subtotal	2,788.50	673.50	0.00	2,115.00	0.00	0.00	0.00	0.00	0.00	2,788.50

**Project Name:** 41567 - OMP Runway 9C-27C East Package - ORD

**Project Code:** 41567

Construction Trade	Hours Worked										
	Craft Level	Total Employee	Caucasian	African American	Hispanic	Asian	Native American	Other	Not Specified	Total Female	Total Male
OPERATING ENGINEER APPRENTICE (FIRST YEAR)	Journey	0.00	0.00	0.00	0.00	0.00	0.00	0.00	0.00	0.00	0.00
	Apprentice	107.50	107.50	0.00	0.00	0.00	0.00	0.00	0.00	107.50	0.00
	A/J Ratio	0.00	0.00	0.00	0.00	0.00	0.00	0.00	0.00	0.00	0.00
	New Hire	0.00	0.00	0.00	0.00	0.00	0.00	0.00	0.00	0.00	0.00
	Subtotal	107.50	107.50	0.00	0.00	0.00	0.00	0.00	0.00	107.50	0.00
OPERATING ENGINEER APPRENTICE (SECOND YEAR)	Journey	0.00	0.00	0.00	0.00	0.00	0.00	0.00	0.00	0.00	0.00
	Apprentice	142.50	0.00	142.50	0.00	0.00	0.00	0.00	0.00	0.00	142.50
	A/J Ratio	0.00	0.00	0.00	0.00	0.00	0.00	0.00	0.00	0.00	0.00
	New Hire	0.00	0.00	0.00	0.00	0.00	0.00	0.00	0.00	0.00	0.00
	Subtotal	142.50	0.00	142.50	0.00	0.00	0.00	0.00	0.00	0.00	142.50
POWER EQUIPMENT OPERATOR (BUILDING AND RESIDENTIAL CONSTRUCTION)	Journey	13.00	13.00	0.00	0.00	0.00	0.00	0.00	0.00	13.00	0.00
	Apprentice	0.00	0.00	0.00	0.00	0.00	0.00	0.00	0.00	0.00	0.00
	A/J Ratio	0.00	0.00	0.00	0.00	0.00	0.00	0.00	0.00	0.00	0.00
	New Hire	0.00	0.00	0.00	0.00	0.00	0.00	0.00	0.00	0.00	0.00
	Subtotal	13.00	13.00	0.00	0.00	0.00	0.00	0.00	0.00	13.00	0.00
POWER EQUIPMENT OPERATOR (HEAVY AND HIGHWAY CONSTRUCTION)	Journey	2,150.50	1,895.50	0.00	255.00	0.00	0.00	0.00	0.00	374.00	1,776.50
	Apprentice	0.00	0.00	0.00	0.00	0.00	0.00	0.00	0.00	0.00	0.00
	A/J Ratio	0.00	0.00	0.00	0.00	0.00	0.00	0.00	0.00	0.00	0.00
	New Hire	0.00	0.00	0.00	0.00	0.00	0.00	0.00	0.00	0.00	0.00
	Subtotal	2,150.50	1,895.50	0.00	255.00	0.00	0.00	0.00	0.00	374.00	1,776.50
TRUCK DRIVER (HEAVY AND HIGHWAY)	Journey	1,110.50	667.50	0.00	443.00	0.00	0.00	0.00	0.00	0.00	1,110.50
	Apprentice	0.00	0.00	0.00	0.00	0.00	0.00	0.00	0.00	0.00	0.00
	A/J Ratio	0.00	0.00	0.00	0.00	0.00	0.00	0.00	0.00	0.00	0.00
	New Hire	0.00	0.00	0.00	0.00	0.00	0.00	0.00	0.00	0.00	0.00
	Subtotal	1,110.50	667.50	0.00	443.00	0.00	0.00	0.00	0.00	0.00	1,110.50
Total for Contractor	Journey	6,062.50	3,249.50	0.00	2,813.00	0.00	0.00	0.00	0.00	387.00	5,675.50
	Apprentice	250.00	107.50	142.50	0.00	0.00	0.00	0.00	0.00	107.50	142.50
	A/J Ratio	0.04	0.03	0.00	0.00	0.00	0.00	0.00	0.00	0.28	0.03
	New Hire	0.00	0.00	0.00	0.00	0.00	0.00	0.00	0.00	0.00	0.00
	Subtotal	6,312.50	3,357.00	142.50	2,813.00	0.00	0.00	0.00	0.00	494.50	5,818.00

**Project Name:** 41567 - OMP Runway 9C-27C East Package - ORD

**Project Code:** 41567

Construction Trade	Hours Worked										
	Craft Level	Total Employee	Caucasian	African American	Hispanic	Asian	Native American	Other	Not Specified	Total Female	Total Male
OPERATING ENGINEER APPRENTICE (FIRST HALF OF THIRD YEAR)	Journey	0.00	0.00	0.00	0.00	0.00	0.00	0.00	0.00	0.00	0.00
	Apprentice	41.50	41.50	0.00	0.00	0.00	0.00	0.00	0.00	0.00	41.50
	A/J Ratio	0.00	0.00	0.00	0.00	0.00	0.00	0.00	0.00	0.00	0.00
	New Hire	0.00	0.00	0.00	0.00	0.00	0.00	0.00	0.00	0.00	0.00
	Subtotal	41.50	41.50	0.00	0.00	0.00	0.00	0.00	0.00	0.00	41.50
POWER EQUIPMENT OPERATOR (HEAVY AND HIGHWAY CONSTRUCTION)	Journey	111.00	41.50	0.00	69.50	0.00	0.00	0.00	0.00	0.00	111.00
	Apprentice	0.00	0.00	0.00	0.00	0.00	0.00	0.00	0.00	0.00	0.00
	A/J Ratio	0.00	0.00	0.00	0.00	0.00	0.00	0.00	0.00	0.00	0.00
	New Hire	0.00	0.00	0.00	0.00	0.00	0.00	0.00	0.00	0.00	0.00
	Subtotal	111.00	41.50	0.00	69.50	0.00	0.00	0.00	0.00	0.00	111.00
Total for Contractor	Journey	111.00	41.50	0.00	69.50	0.00	0.00	0.00	0.00	0.00	111.00
	Apprentice	41.50	41.50	0.00	0.00	0.00	0.00	0.00	0.00	0.00	41.50
	A/J Ratio	0.37	1.00	0.00	0.00	0.00	0.00	0.00	0.00	0.00	0.37
	New Hire	0.00	0.00	0.00	0.00	0.00	0.00	0.00	0.00	0.00	0.00
	Subtotal	152.50	83.00	0.00	69.50	0.00	0.00	0.00	0.00	0.00	152.50
<b>Chicagoland Trucking, Inc.</b>											
TRUCK DRIVER (HEAVY AND HIGHWAY)	Journey	2,074.75	0.00	15.75	2,059.00	0.00	0.00	0.00	0.00	0.00	2,074.75
	Apprentice	0.00	0.00	0.00	0.00	0.00	0.00	0.00	0.00	0.00	0.00
	A/J Ratio	0.00	0.00	0.00	0.00	0.00	0.00	0.00	0.00	0.00	0.00
	New Hire	0.00	0.00	0.00	0.00	0.00	0.00	0.00	0.00	0.00	0.00
	Subtotal	2,074.75	0.00	15.75	2,059.00	0.00	0.00	0.00	0.00	0.00	2,074.75
Total for Contractor	Journey	2,074.75	0.00	15.75	2,059.00	0.00	0.00	0.00	0.00	0.00	2,074.75
	Apprentice	0.00	0.00	0.00	0.00	0.00	0.00	0.00	0.00	0.00	0.00
	A/J Ratio	0.00	0.00	0.00	0.00	0.00	0.00	0.00	0.00	0.00	0.00
	New Hire	0.00	0.00	0.00	0.00	0.00	0.00	0.00	0.00	0.00	0.00
	Subtotal	2,074.75	0.00	15.75	2,059.00	0.00	0.00	0.00	0.00	0.00	2,074.75
<b>Crystal Sewer &amp; Water, Inc.</b>											

**Project Name:** 41567 - OMP Runway 9C-27C East Package - ORD

**Project Code:** 41567

Construction Trade	Hours Worked										
	Craft Level	Total Employee	Caucasian	African American	Hispanic	Asian	Native American	Other	Not Specified	Total Female	Total Male
LABORER (HEAVY and HIGHWAY)	Journey	8.00	8.00	0.00	0.00	0.00	0.00	0.00	0.00	0.00	8.00
	Apprentice	0.00	0.00	0.00	0.00	0.00	0.00	0.00	0.00	0.00	0.00
	A/J Ratio	0.00	0.00	0.00	0.00	0.00	0.00	0.00	0.00	0.00	0.00
	New Hire	0.00	0.00	0.00	0.00	0.00	0.00	0.00	0.00	0.00	0.00
	Subtotal	8.00	8.00	0.00	0.00	0.00	0.00	0.00	0.00	0.00	8.00
POWER EQUIPMENT OPERATOR (HEAVY AND HIGHWAY CONSTRUCTION)	Journey	12.50	12.50	0.00	0.00	0.00	0.00	0.00	0.00	0.00	12.50
	Apprentice	0.00	0.00	0.00	0.00	0.00	0.00	0.00	0.00	0.00	0.00
	A/J Ratio	0.00	0.00	0.00	0.00	0.00	0.00	0.00	0.00	0.00	0.00
	New Hire	0.00	0.00	0.00	0.00	0.00	0.00	0.00	0.00	0.00	0.00
	Subtotal	12.50	12.50	0.00	0.00	0.00	0.00	0.00	0.00	0.00	12.50
Total for Contractor	Journey	20.50	20.50	0.00	0.00	0.00	0.00	0.00	0.00	0.00	20.50
	Apprentice	0.00	0.00	0.00	0.00	0.00	0.00	0.00	0.00	0.00	0.00
	A/J Ratio	0.00	0.00	0.00	0.00	0.00	0.00	0.00	0.00	0.00	0.00
	New Hire	0.00	0.00	0.00	0.00	0.00	0.00	0.00	0.00	0.00	0.00
	Subtotal	20.50	20.50	0.00	0.00	0.00	0.00	0.00	0.00	0.00	20.50
<b>CTI (Chicagoland Trucking)</b>											
TRUCK DRIVER (HEAVY AND HIGHWAY)	Journey	439.25	0.00	0.00	439.25	0.00	0.00	0.00	0.00	0.00	439.25
	Apprentice	0.00	0.00	0.00	0.00	0.00	0.00	0.00	0.00	0.00	0.00
	A/J Ratio	0.00	0.00	0.00	0.00	0.00	0.00	0.00	0.00	0.00	0.00
	New Hire	0.00	0.00	0.00	0.00	0.00	0.00	0.00	0.00	0.00	0.00
	Subtotal	439.25	0.00	0.00	439.25	0.00	0.00	0.00	0.00	0.00	439.25
Total for Contractor	Journey	439.25	0.00	0.00	439.25	0.00	0.00	0.00	0.00	0.00	439.25
	Apprentice	0.00	0.00	0.00	0.00	0.00	0.00	0.00	0.00	0.00	0.00
	A/J Ratio	0.00	0.00	0.00	0.00	0.00	0.00	0.00	0.00	0.00	0.00
	New Hire	0.00	0.00	0.00	0.00	0.00	0.00	0.00	0.00	0.00	0.00
	Subtotal	439.25	0.00	0.00	439.25	0.00	0.00	0.00	0.00	0.00	439.25

**D2K Traffic Equipment & Design, LLC**



**Project Name:** 41567 - OMP Runway 9C-27C East Package - ORD

**Project Code:** 41567

Construction Trade	Hours Worked										
	Craft Level	Total Employee	Caucasian	African American	Hispanic	Asian	Native American	Other	Not Specified	Total Female	Total Male
TRAFFIC CONTROL DEVICE MONITOR	Journey	629.25	170.00	71.25	388.00	0.00	0.00	0.00	0.00	0.00	629.25
	Apprentice	0.00	0.00	0.00	0.00	0.00	0.00	0.00	0.00	0.00	0.00
	A/J Ratio	0.00	0.00	0.00	0.00	0.00	0.00	0.00	0.00	0.00	0.00
	New Hire	0.00	0.00	0.00	0.00	0.00	0.00	0.00	0.00	0.00	0.00
	Subtotal	629.25	170.00	71.25	388.00	0.00	0.00	0.00	0.00	0.00	629.25
Total for Contractor	Journey	629.25	170.00	71.25	388.00	0.00	0.00	0.00	0.00	0.00	629.25
	Apprentice	0.00	0.00	0.00	0.00	0.00	0.00	0.00	0.00	0.00	0.00
	A/J Ratio	0.00	0.00	0.00	0.00	0.00	0.00	0.00	0.00	0.00	0.00
	New Hire	0.00	0.00	0.00	0.00	0.00	0.00	0.00	0.00	0.00	0.00
	Subtotal	629.25	170.00	71.25	388.00	0.00	0.00	0.00	0.00	0.00	629.25
<b>Del Toro Landscaping, Inc.</b>											
LABORER - HEAVY CONSTRUCTION (LANDSCAPE WORK)	Journey	2,139.50	47.25	0.00	2,092.25	0.00	0.00	0.00	0.00	0.00	2,139.50
	Apprentice	0.00	0.00	0.00	0.00	0.00	0.00	0.00	0.00	0.00	0.00
	A/J Ratio	0.00	0.00	0.00	0.00	0.00	0.00	0.00	0.00	0.00	0.00
	New Hire	0.00	0.00	0.00	0.00	0.00	0.00	0.00	0.00	0.00	0.00
	Subtotal	2,139.50	47.25	0.00	2,092.25	0.00	0.00	0.00	0.00	0.00	2,139.50
OPERATORS	Journey	24.00	0.00	0.00	24.00	0.00	0.00	0.00	0.00	0.00	24.00
	Apprentice	0.00	0.00	0.00	0.00	0.00	0.00	0.00	0.00	0.00	0.00
	A/J Ratio	0.00	0.00	0.00	0.00	0.00	0.00	0.00	0.00	0.00	0.00
	New Hire	0.00	0.00	0.00	0.00	0.00	0.00	0.00	0.00	0.00	0.00
	Subtotal	24.00	0.00	0.00	24.00	0.00	0.00	0.00	0.00	0.00	24.00
POWER EQUIPMENT OPERATOR (HEAVY AND HIGHWAY CONSTRUCTION)	Journey	917.00	460.00	0.00	457.00	0.00	0.00	0.00	0.00	226.50	690.50
	Apprentice	0.00	0.00	0.00	0.00	0.00	0.00	0.00	0.00	0.00	0.00
	A/J Ratio	0.00	0.00	0.00	0.00	0.00	0.00	0.00	0.00	0.00	0.00
	New Hire	0.00	0.00	0.00	0.00	0.00	0.00	0.00	0.00	0.00	0.00
	Subtotal	917.00	460.00	0.00	457.00	0.00	0.00	0.00	0.00	226.50	690.50

**Project Name:** 41567 - OMP Runway 9C-27C East Package - ORD

**Project Code:** 41567

Construction Trade	Hours Worked										
	Craft Level	Total Employee	Caucasian	African American	Hispanic	Asian	Native American	Other	Not Specified	Total Female	Total Male
Total for Contractor	Journey	3,080.50	507.25	0.00	2,573.25	0.00	0.00	0.00	0.00	226.50	2,854.00
	Apprentice	0.00	0.00	0.00	0.00	0.00	0.00	0.00	0.00	0.00	0.00
	A/J Ratio	0.00	0.00	0.00	0.00	0.00	0.00	0.00	0.00	0.00	0.00
	New Hire	0.00	0.00	0.00	0.00	0.00	0.00	0.00	0.00	0.00	0.00
	Subtotal	3,080.50	507.25	0.00	2,573.25	0.00	0.00	0.00	0.00	226.50	2,854.00
<b>Elgin Sweeping Service, Inc.</b>											
TRUCK DRIVER (BUILDING AND RESIDENTIAL)	Journey	3,061.75	2,757.00	0.00	304.75	0.00	0.00	0.00	0.00	0.00	3,061.75
	Apprentice	0.00	0.00	0.00	0.00	0.00	0.00	0.00	0.00	0.00	0.00
	A/J Ratio	0.00	0.00	0.00	0.00	0.00	0.00	0.00	0.00	0.00	0.00
	New Hire	0.00	0.00	0.00	0.00	0.00	0.00	0.00	0.00	0.00	0.00
	Subtotal	3,061.75	2,757.00	0.00	304.75	0.00	0.00	0.00	0.00	0.00	3,061.75
Total for Contractor	Journey	3,061.75	2,757.00	0.00	304.75	0.00	0.00	0.00	0.00	0.00	3,061.75
	Apprentice	0.00	0.00	0.00	0.00	0.00	0.00	0.00	0.00	0.00	0.00
	A/J Ratio	0.00	0.00	0.00	0.00	0.00	0.00	0.00	0.00	0.00	0.00
	New Hire	0.00	0.00	0.00	0.00	0.00	0.00	0.00	0.00	0.00	0.00
	Subtotal	3,061.75	2,757.00	0.00	304.75	0.00	0.00	0.00	0.00	0.00	3,061.75
<b>HOMER TREE SERVICE INC.</b>											
OPERATORS	Journey	7.00	0.00	0.00	7.00	0.00	0.00	0.00	0.00	0.00	7.00
	Apprentice	0.00	0.00	0.00	0.00	0.00	0.00	0.00	0.00	0.00	0.00
	A/J Ratio	0.00	0.00	0.00	0.00	0.00	0.00	0.00	0.00	0.00	0.00
	New Hire	0.00	0.00	0.00	0.00	0.00	0.00	0.00	0.00	0.00	0.00
	Subtotal	7.00	0.00	0.00	7.00	0.00	0.00	0.00	0.00	0.00	7.00
Total for Contractor	Journey	7.00	0.00	0.00	7.00	0.00	0.00	0.00	0.00	0.00	7.00
	Apprentice	0.00	0.00	0.00	0.00	0.00	0.00	0.00	0.00	0.00	0.00
	A/J Ratio	0.00	0.00	0.00	0.00	0.00	0.00	0.00	0.00	0.00	0.00
	New Hire	0.00	0.00	0.00	0.00	0.00	0.00	0.00	0.00	0.00	0.00
	Subtotal	7.00	0.00	0.00	7.00	0.00	0.00	0.00	0.00	0.00	7.00
<b>INDUSTRIAL FENCE, INC.</b>											

**Project Name:** 41567 - OMP Runway 9C-27C East Package - ORD

**Project Code:** 41567

Construction Trade	Hours Worked										
	Craft Level	Total Employee	Caucasian	African American	Hispanic	Asian	Native American	Other	Not Specified	Total Female	Total Male
IRONWORKER	Journey	479.00	103.00	28.00	348.00	0.00	0.00	0.00	0.00	0.00	479.00
	Apprentice	0.00	0.00	0.00	0.00	0.00	0.00	0.00	0.00	0.00	0.00
	A/J Ratio	0.00	0.00	0.00	0.00	0.00	0.00	0.00	0.00	0.00	0.00
	New Hire	0.00	0.00	0.00	0.00	0.00	0.00	0.00	0.00	0.00	0.00
	Subtotal	479.00	103.00	28.00	348.00	0.00	0.00	0.00	0.00	0.00	479.00
Ironworker Fence Erector Apprentice	Journey	0.00	0.00	0.00	0.00	0.00	0.00	0.00	0.00	0.00	0.00
	Apprentice	298.00	153.50	0.00	144.50	0.00	0.00	0.00	0.00	0.00	298.00
	A/J Ratio	0.00	0.00	0.00	0.00	0.00	0.00	0.00	0.00	0.00	0.00
	New Hire	0.00	0.00	0.00	0.00	0.00	0.00	0.00	0.00	0.00	0.00
	Subtotal	298.00	153.50	0.00	144.50	0.00	0.00	0.00	0.00	0.00	298.00
OPERATING ENGINEER APPRENTICE (SECOND HALF OF THIRD YEAR)	Journey	0.00	0.00	0.00	0.00	0.00	0.00	0.00	0.00	0.00	0.00
	Apprentice	6.50	0.00	0.00	6.50	0.00	0.00	0.00	0.00	0.00	6.50
	A/J Ratio	0.00	0.00	0.00	0.00	0.00	0.00	0.00	0.00	0.00	0.00
	New Hire	0.00	0.00	0.00	0.00	0.00	0.00	0.00	0.00	0.00	0.00
	Subtotal	6.50	0.00	0.00	6.50	0.00	0.00	0.00	0.00	0.00	6.50
POWER EQUIPMENT OPERATOR (HEAVY AND HIGHWAY CONSTRUCTION)	Journey	70.50	32.00	0.00	38.50	0.00	0.00	0.00	0.00	0.00	70.50
	Apprentice	0.00	0.00	0.00	0.00	0.00	0.00	0.00	0.00	0.00	0.00
	A/J Ratio	0.00	0.00	0.00	0.00	0.00	0.00	0.00	0.00	0.00	0.00
	New Hire	0.00	0.00	0.00	0.00	0.00	0.00	0.00	0.00	0.00	0.00
	Subtotal	70.50	32.00	0.00	38.50	0.00	0.00	0.00	0.00	0.00	70.50
Total for Contractor	Journey	549.50	135.00	28.00	386.50	0.00	0.00	0.00	0.00	0.00	549.50
	Apprentice	304.50	153.50	0.00	151.00	0.00	0.00	0.00	0.00	0.00	304.50
	A/J Ratio	0.55	1.14	0.00	0.39	0.00	0.00	0.00	0.00	0.00	0.55
	New Hire	0.00	0.00	0.00	0.00	0.00	0.00	0.00	0.00	0.00	0.00
	Subtotal	854.00	288.50	28.00	537.50	0.00	0.00	0.00	0.00	0.00	854.00
<b>MIDWEST REM ENTERPRISES, INC.</b>											
LABORER (HEAVY and HIGHWAY)	Journey	2,973.25	616.00	0.00	2,357.25	0.00	0.00	0.00	0.00	0.00	2,973.25
	Apprentice	0.00	0.00	0.00	0.00	0.00	0.00	0.00	0.00	0.00	0.00
	A/J Ratio	0.00	0.00	0.00	0.00	0.00	0.00	0.00	0.00	0.00	0.00
	New Hire	0.00	0.00	0.00	0.00	0.00	0.00	0.00	0.00	0.00	0.00
	Subtotal	2,973.25	616.00	0.00	2,357.25	0.00	0.00	0.00	0.00	0.00	2,973.25

**Project Name:** 41567 - OMP Runway 9C-27C East Package - ORD

**Project Code:** 41567

Construction Trade	Hours Worked										
	Craft Level	Total Employee	Caucasian	African American	Hispanic	Asian	Native American	Other	Not Specified	Total Female	Total Male
POWER EQUIPMENT OPERATOR (HEAVY AND HIGHWAY CONSTRUCTION)	Journey	1,126.00	381.50	386.00	358.50	0.00	0.00	0.00	0.00	18.50	1,107.50
	Apprentice	0.00	0.00	0.00	0.00	0.00	0.00	0.00	0.00	0.00	0.00
	A/J Ratio	0.00	0.00	0.00	0.00	0.00	0.00	0.00	0.00	0.00	0.00
	New Hire	0.00	0.00	0.00	0.00	0.00	0.00	0.00	0.00	0.00	0.00
	Subtotal	1,126.00	381.50	386.00	358.50	0.00	0.00	0.00	0.00	18.50	1,107.50
TRUCK DRIVER (BUILDING AND RESIDENTIAL)	Journey	244.75	94.00	0.00	150.75	0.00	0.00	0.00	0.00	0.00	244.75
	Apprentice	0.00	0.00	0.00	0.00	0.00	0.00	0.00	0.00	0.00	0.00
	A/J Ratio	0.00	0.00	0.00	0.00	0.00	0.00	0.00	0.00	0.00	0.00
	New Hire	0.00	0.00	0.00	0.00	0.00	0.00	0.00	0.00	0.00	0.00
	Subtotal	244.75	94.00	0.00	150.75	0.00	0.00	0.00	0.00	0.00	244.75
TRUCK DRIVER (HEAVY AND HIGHWAY)	Journey	4,067.25	1,108.00	0.00	2,959.25	0.00	0.00	0.00	0.00	0.00	4,067.25
	Apprentice	0.00	0.00	0.00	0.00	0.00	0.00	0.00	0.00	0.00	0.00
	A/J Ratio	0.00	0.00	0.00	0.00	0.00	0.00	0.00	0.00	0.00	0.00
	New Hire	0.00	0.00	0.00	0.00	0.00	0.00	0.00	0.00	0.00	0.00
	Subtotal	4,067.25	1,108.00	0.00	2,959.25	0.00	0.00	0.00	0.00	0.00	4,067.25
Total for Contractor	Journey	8,411.25	2,199.50	386.00	5,825.75	0.00	0.00	0.00	0.00	18.50	8,392.75
	Apprentice	0.00	0.00	0.00	0.00	0.00	0.00	0.00	0.00	0.00	0.00
	A/J Ratio	0.00	0.00	0.00	0.00	0.00	0.00	0.00	0.00	0.00	0.00
	New Hire	0.00	0.00	0.00	0.00	0.00	0.00	0.00	0.00	0.00	0.00
	Subtotal	8,411.25	2,199.50	386.00	5,825.75	0.00	0.00	0.00	0.00	18.50	8,392.75
<b>Mt. Carmel Stabilization Group</b>											
POWER EQUIPMENT OPERATOR (BUILDING AND RESIDENTIAL CONSTRUCTION)	Journey	35.00	35.00	0.00	0.00	0.00	0.00	0.00	0.00	0.00	35.00
	Apprentice	0.00	0.00	0.00	0.00	0.00	0.00	0.00	0.00	0.00	0.00
	A/J Ratio	0.00	0.00	0.00	0.00	0.00	0.00	0.00	0.00	0.00	0.00
	New Hire	0.00	0.00	0.00	0.00	0.00	0.00	0.00	0.00	0.00	0.00
	Subtotal	35.00	35.00	0.00	0.00	0.00	0.00	0.00	0.00	0.00	35.00
POWER EQUIPMENT OPERATOR (HEAVY AND HIGHWAY CONSTRUCTION)	Journey	190.50	190.50	0.00	0.00	0.00	0.00	0.00	0.00	0.00	190.50
	Apprentice	0.00	0.00	0.00	0.00	0.00	0.00	0.00	0.00	0.00	0.00
	A/J Ratio	0.00	0.00	0.00	0.00	0.00	0.00	0.00	0.00	0.00	0.00
	New Hire	0.00	0.00	0.00	0.00	0.00	0.00	0.00	0.00	0.00	0.00
	Subtotal	190.50	190.50	0.00	0.00	0.00	0.00	0.00	0.00	0.00	190.50

**Project Name:** 41567 - OMP Runway 9C-27C East Package - ORD

**Project Code:** 41567

Construction Trade	Hours Worked										
	Craft Level	Total Employee	Caucasian	African American	Hispanic	Asian	Native American	Other	Not Specified	Total Female	Total Male
TRUCK DRIVER (HEAVY AND HIGHWAY)	Journey	195.50	195.50	0.00	0.00	0.00	0.00	0.00	0.00	0.00	195.50
	Apprentice	0.00	0.00	0.00	0.00	0.00	0.00	0.00	0.00	0.00	0.00
	A/J Ratio	0.00	0.00	0.00	0.00	0.00	0.00	0.00	0.00	0.00	0.00
	New Hire	0.00	0.00	0.00	0.00	0.00	0.00	0.00	0.00	0.00	0.00
	Subtotal	195.50	195.50	0.00	0.00	0.00	0.00	0.00	0.00	0.00	195.50
Total for Contractor	Journey	421.00	421.00	0.00	0.00	0.00	0.00	0.00	0.00	0.00	421.00
	Apprentice	0.00	0.00	0.00	0.00	0.00	0.00	0.00	0.00	0.00	0.00
	A/J Ratio	0.00	0.00	0.00	0.00	0.00	0.00	0.00	0.00	0.00	0.00
	New Hire	0.00	0.00	0.00	0.00	0.00	0.00	0.00	0.00	0.00	0.00
	Subtotal	421.00	421.00	0.00	0.00	0.00	0.00	0.00	0.00	0.00	421.00
<b>MTC Moreno's Inc.</b>											
TRUCK DRIVER (BUILDING AND RESIDENTIAL)	Journey	2,125.75	0.00	0.00	2,125.75	0.00	0.00	0.00	0.00	303.50	1,822.25
	Apprentice	0.00	0.00	0.00	0.00	0.00	0.00	0.00	0.00	0.00	0.00
	A/J Ratio	0.00	0.00	0.00	0.00	0.00	0.00	0.00	0.00	0.00	0.00
	New Hire	0.00	0.00	0.00	0.00	0.00	0.00	0.00	0.00	0.00	0.00
	Subtotal	2,125.75	0.00	0.00	2,125.75	0.00	0.00	0.00	0.00	303.50	1,822.25
Total for Contractor	Journey	2,125.75	0.00	0.00	2,125.75	0.00	0.00	0.00	0.00	303.50	1,822.25
	Apprentice	0.00	0.00	0.00	0.00	0.00	0.00	0.00	0.00	0.00	0.00
	A/J Ratio	0.00	0.00	0.00	0.00	0.00	0.00	0.00	0.00	0.00	0.00
	New Hire	0.00	0.00	0.00	0.00	0.00	0.00	0.00	0.00	0.00	0.00
	Subtotal	2,125.75	0.00	0.00	2,125.75	0.00	0.00	0.00	0.00	303.50	1,822.25
<b>QUALITY SAW &amp; SEAL, INC.</b>											
LABORER - HEAVY CONSTRUCTION (LANDSCAPE WORK)	Journey	285.25	190.25	49.50	45.50	0.00	0.00	0.00	0.00	0.00	285.25
	Apprentice	0.00	0.00	0.00	0.00	0.00	0.00	0.00	0.00	0.00	0.00
	A/J Ratio	0.00	0.00	0.00	0.00	0.00	0.00	0.00	0.00	0.00	0.00
	New Hire	0.00	0.00	0.00	0.00	0.00	0.00	0.00	0.00	0.00	0.00
	Subtotal	285.25	190.25	49.50	45.50	0.00	0.00	0.00	0.00	0.00	285.25

**Project Name:** 41567 - OMP Runway 9C-27C East Package - ORD

**Project Code:** 41567

Construction Trade	Hours Worked										
	Craft Level	Total Employee	Caucasian	African American	Hispanic	Asian	Native American	Other	Not Specified	Total Female	Total Male
LABORER (BUILDING and RESIDENTIAL)	Journey	68.50	68.50	0.00	0.00	0.00	0.00	0.00	0.00	0.00	68.50
	Apprentice	0.00	0.00	0.00	0.00	0.00	0.00	0.00	0.00	0.00	0.00
	A/J Ratio	0.00	0.00	0.00	0.00	0.00	0.00	0.00	0.00	0.00	0.00
	New Hire	0.00	0.00	0.00	0.00	0.00	0.00	0.00	0.00	0.00	0.00
	Subtotal	68.50	68.50	0.00	0.00	0.00	0.00	0.00	0.00	0.00	68.50
LABORER (HEAVY and HIGHWAY)	Journey	595.25	504.25	72.00	19.00	0.00	0.00	0.00	0.00	2.50	592.75
	Apprentice	0.00	0.00	0.00	0.00	0.00	0.00	0.00	0.00	0.00	0.00
	A/J Ratio	0.00	0.00	0.00	0.00	0.00	0.00	0.00	0.00	0.00	0.00
	New Hire	0.00	0.00	0.00	0.00	0.00	0.00	0.00	0.00	0.00	0.00
	Subtotal	595.25	504.25	72.00	19.00	0.00	0.00	0.00	0.00	2.50	592.75
POWER EQUIPMENT OPERATOR (BUILDING AND RESIDENTIAL CONSTRUCTION)	Journey	57.50	57.50	0.00	0.00	0.00	0.00	0.00	0.00	0.00	57.50
	Apprentice	0.00	0.00	0.00	0.00	0.00	0.00	0.00	0.00	0.00	0.00
	A/J Ratio	0.00	0.00	0.00	0.00	0.00	0.00	0.00	0.00	0.00	0.00
	New Hire	0.00	0.00	0.00	0.00	0.00	0.00	0.00	0.00	0.00	0.00
	Subtotal	57.50	57.50	0.00	0.00	0.00	0.00	0.00	0.00	0.00	57.50
POWER EQUIPMENT OPERATOR (HEAVY AND HIGHWAY CONSTRUCTION)	Journey	84.50	84.50	0.00	0.00	0.00	0.00	0.00	0.00	0.00	84.50
	Apprentice	0.00	0.00	0.00	0.00	0.00	0.00	0.00	0.00	0.00	0.00
	A/J Ratio	0.00	0.00	0.00	0.00	0.00	0.00	0.00	0.00	0.00	0.00
	New Hire	0.00	0.00	0.00	0.00	0.00	0.00	0.00	0.00	0.00	0.00
	Subtotal	84.50	84.50	0.00	0.00	0.00	0.00	0.00	0.00	0.00	84.50
Total for Contractor	Journey	1,091.00	905.00	121.50	64.50	0.00	0.00	0.00	0.00	2.50	1,088.50
	Apprentice	0.00	0.00	0.00	0.00	0.00	0.00	0.00	0.00	0.00	0.00
	A/J Ratio	0.00	0.00	0.00	0.00	0.00	0.00	0.00	0.00	0.00	0.00
	New Hire	0.00	0.00	0.00	0.00	0.00	0.00	0.00	0.00	0.00	0.00
	Subtotal	1,091.00	905.00	121.50	64.50	0.00	0.00	0.00	0.00	2.50	1,088.50
<b>SANCHEZ PAVING</b>											
LABORER (HEAVY and HIGHWAY)	Journey	6.00	6.00	0.00	0.00	0.00	0.00	0.00	0.00	0.00	6.00
	Apprentice	0.00	0.00	0.00	0.00	0.00	0.00	0.00	0.00	0.00	0.00
	A/J Ratio	0.00	0.00	0.00	0.00	0.00	0.00	0.00	0.00	0.00	0.00
	New Hire	0.00	0.00	0.00	0.00	0.00	0.00	0.00	0.00	0.00	0.00
	Subtotal	6.00	6.00	0.00	0.00	0.00	0.00	0.00	0.00	0.00	6.00

**Project Name:** 41567 - OMP Runway 9C-27C East Package - ORD

**Project Code:** 41567

Construction Trade	Hours Worked										
	Craft Level	Total Employee	Caucasian	African American	Hispanic	Asian	Native American	Other	Not Specified	Total Female	Total Male
Total for Contractor	Journey	6.00	6.00	0.00	0.00	0.00	0.00	0.00	0.00	0.00	6.00
	Apprentice	0.00	0.00	0.00	0.00	0.00	0.00	0.00	0.00	0.00	0.00
	A/J Ratio	0.00	0.00	0.00	0.00	0.00	0.00	0.00	0.00	0.00	0.00
	New Hire	0.00	0.00	0.00	0.00	0.00	0.00	0.00	0.00	0.00	0.00
	Subtotal	6.00	6.00	0.00	0.00	0.00	0.00	0.00	0.00	0.00	6.00
<b>Sonoma Underground Services</b>											
ELECTRICIAN	Journey	2,700.00	2,700.00	0.00	0.00	0.00	0.00	0.00	0.00	0.00	2,700.00
	Apprentice	0.00	0.00	0.00	0.00	0.00	0.00	0.00	0.00	0.00	0.00
	A/J Ratio	0.00	0.00	0.00	0.00	0.00	0.00	0.00	0.00	0.00	0.00
	New Hire	0.00	0.00	0.00	0.00	0.00	0.00	0.00	0.00	0.00	0.00
	Subtotal	2,700.00	2,700.00	0.00	0.00	0.00	0.00	0.00	0.00	0.00	2,700.00
ELECTRICIAN APPRENTICE (PRINCIPAL AGREEMENT)	Journey	0.00	0.00	0.00	0.00	0.00	0.00	0.00	0.00	0.00	0.00
	Apprentice	16.00	16.00	0.00	0.00	0.00	0.00	0.00	0.00	0.00	16.00
	A/J Ratio	0.00	0.00	0.00	0.00	0.00	0.00	0.00	0.00	0.00	0.00
	New Hire	0.00	0.00	0.00	0.00	0.00	0.00	0.00	0.00	0.00	0.00
	Subtotal	16.00	16.00	0.00	0.00	0.00	0.00	0.00	0.00	0.00	16.00
LABORER (BUILDING and RESIDENTIAL)	Journey	2,283.00	2,226.50	0.00	56.50	0.00	0.00	0.00	0.00	0.00	2,283.00
	Apprentice	0.00	0.00	0.00	0.00	0.00	0.00	0.00	0.00	0.00	0.00
	A/J Ratio	0.00	0.00	0.00	0.00	0.00	0.00	0.00	0.00	0.00	0.00
	New Hire	0.00	0.00	0.00	0.00	0.00	0.00	0.00	0.00	0.00	0.00
	Subtotal	2,283.00	2,226.50	0.00	56.50	0.00	0.00	0.00	0.00	0.00	2,283.00
LABORER (HEAVY and HIGHWAY)	Journey	1,527.00	164.00	0.00	1,363.00	0.00	0.00	0.00	0.00	0.00	1,527.00
	Apprentice	0.00	0.00	0.00	0.00	0.00	0.00	0.00	0.00	0.00	0.00
	A/J Ratio	0.00	0.00	0.00	0.00	0.00	0.00	0.00	0.00	0.00	0.00
	New Hire	0.00	0.00	0.00	0.00	0.00	0.00	0.00	0.00	0.00	0.00
	Subtotal	1,527.00	164.00	0.00	1,363.00	0.00	0.00	0.00	0.00	0.00	1,527.00
POWER EQUIPMENT OPERATOR (BUILDING AND RESIDENTIAL CONSTRUCTION)	Journey	1,806.00	1,806.00	0.00	0.00	0.00	0.00	0.00	0.00	0.00	1,806.00
	Apprentice	0.00	0.00	0.00	0.00	0.00	0.00	0.00	0.00	0.00	0.00
	A/J Ratio	0.00	0.00	0.00	0.00	0.00	0.00	0.00	0.00	0.00	0.00
	New Hire	0.00	0.00	0.00	0.00	0.00	0.00	0.00	0.00	0.00	0.00
	Subtotal	1,806.00	1,806.00	0.00	0.00	0.00	0.00	0.00	0.00	0.00	1,806.00

**Project Name:** 41567 - OMP Runway 9C-27C East Package - ORD

**Project Code:** 41567

Construction Trade	Hours Worked										
	Craft Level	Total Employee	Caucasian	African American	Hispanic	Asian	Native American	Other	Not Specified	Total Female	Total Male
POWER EQUIPMENT OPERATOR (HEAVY AND HIGHWAY CONSTRUCTION)	Journey	1,602.00	1,602.00	0.00	0.00	0.00	0.00	0.00	0.00	0.00	1,602.00
	Apprentice	0.00	0.00	0.00	0.00	0.00	0.00	0.00	0.00	0.00	0.00
	A/J Ratio	0.00	0.00	0.00	0.00	0.00	0.00	0.00	0.00	0.00	0.00
	New Hire	0.00	0.00	0.00	0.00	0.00	0.00	0.00	0.00	0.00	0.00
	Subtotal	1,602.00	1,602.00	0.00	0.00	0.00	0.00	0.00	0.00	0.00	1,602.00
Total for Contractor	Journey	9,918.00	8,498.50	0.00	1,419.50	0.00	0.00	0.00	0.00	0.00	9,918.00
	Apprentice	16.00	16.00	0.00	0.00	0.00	0.00	0.00	0.00	0.00	16.00
	A/J Ratio	0.00	0.00	0.00	0.00	0.00	0.00	0.00	0.00	0.00	0.00
	New Hire	0.00	0.00	0.00	0.00	0.00	0.00	0.00	0.00	0.00	0.00
	Subtotal	9,934.00	8,514.50	0.00	1,419.50	0.00	0.00	0.00	0.00	0.00	9,934.00
<b>Terrell Materials Corporation</b>											
CARPENTER	Journey	37.00	37.00	0.00	0.00	0.00	0.00	0.00	0.00	0.00	37.00
	Apprentice	0.00	0.00	0.00	0.00	0.00	0.00	0.00	0.00	0.00	0.00
	A/J Ratio	0.00	0.00	0.00	0.00	0.00	0.00	0.00	0.00	0.00	0.00
	New Hire	0.00	0.00	0.00	0.00	0.00	0.00	0.00	0.00	0.00	0.00
	Subtotal	37.00	37.00	0.00	0.00	0.00	0.00	0.00	0.00	0.00	37.00
CEMENT MASON/CONCRETE FINISHER	Journey	10.00	10.00	0.00	0.00	0.00	0.00	0.00	0.00	0.00	10.00
	Apprentice	0.00	0.00	0.00	0.00	0.00	0.00	0.00	0.00	0.00	0.00
	A/J Ratio	0.00	0.00	0.00	0.00	0.00	0.00	0.00	0.00	0.00	0.00
	New Hire	0.00	0.00	0.00	0.00	0.00	0.00	0.00	0.00	0.00	0.00
	Subtotal	10.00	10.00	0.00	0.00	0.00	0.00	0.00	0.00	0.00	10.00
LABORER (HEAVY and HIGHWAY)	Journey	1,606.50	493.50	415.00	698.00	0.00	0.00	0.00	0.00	0.00	1,606.50
	Apprentice	0.00	0.00	0.00	0.00	0.00	0.00	0.00	0.00	0.00	0.00
	A/J Ratio	0.00	0.00	0.00	0.00	0.00	0.00	0.00	0.00	0.00	0.00
	New Hire	0.00	0.00	0.00	0.00	0.00	0.00	0.00	0.00	0.00	0.00
	Subtotal	1,606.50	493.50	415.00	698.00	0.00	0.00	0.00	0.00	0.00	1,606.50
OPERATING ENGINEER APPRENTICE (FIRST HALF OF THIRD YEAR)	Journey	0.00	0.00	0.00	0.00	0.00	0.00	0.00	0.00	0.00	0.00
	Apprentice	51.00	0.00	51.00	0.00	0.00	0.00	0.00	0.00	0.00	51.00
	A/J Ratio	0.00	0.00	0.00	0.00	0.00	0.00	0.00	0.00	0.00	0.00
	New Hire	0.00	0.00	0.00	0.00	0.00	0.00	0.00	0.00	0.00	0.00
	Subtotal	51.00	0.00	51.00	0.00	0.00	0.00	0.00	0.00	0.00	51.00



**Project Name:** 41567 - OMP Runway 9C-27C East Package - ORD

**Project Code:** 41567

Construction Trade	Hours Worked										
	Craft Level	Total Employee	Caucasian	African American	Hispanic	Asian	Native American	Other	Not Specified	Total Female	Total Male
OPERATING ENGINEER APPRENTICE (SECOND HALF OF THIRD YEAR)	Journey	0.00	0.00	0.00	0.00	0.00	0.00	0.00	0.00	0.00	0.00
	Apprentice	51.50	51.50	0.00	0.00	0.00	0.00	0.00	0.00	0.00	51.50
	A/J Ratio	0.00	0.00	0.00	0.00	0.00	0.00	0.00	0.00	0.00	0.00
	New Hire	0.00	0.00	0.00	0.00	0.00	0.00	0.00	0.00	0.00	0.00
	Subtotal	51.50	51.50	0.00	0.00	0.00	0.00	0.00	0.00	0.00	51.50
POWER EQUIPMENT OPERATOR (HEAVY AND HIGHWAY CONSTRUCTION)	Journey	2,392.00	1,725.50	8.00	658.50	0.00	0.00	0.00	0.00	0.00	2,392.00
	Apprentice	0.00	0.00	0.00	0.00	0.00	0.00	0.00	0.00	0.00	0.00
	A/J Ratio	0.00	0.00	0.00	0.00	0.00	0.00	0.00	0.00	0.00	0.00
	New Hire	0.00	0.00	0.00	0.00	0.00	0.00	0.00	0.00	0.00	0.00
	Subtotal	2,392.00	1,725.50	8.00	658.50	0.00	0.00	0.00	0.00	0.00	2,392.00
Total for Contractor	Journey	4,045.50	2,266.00	423.00	1,356.50	0.00	0.00	0.00	0.00	0.00	4,045.50
	Apprentice	102.50	51.50	51.00	0.00	0.00	0.00	0.00	0.00	0.00	102.50
	A/J Ratio	0.03	0.02	0.12	0.00	0.00	0.00	0.00	0.00	0.00	0.03
	New Hire	0.00	0.00	0.00	0.00	0.00	0.00	0.00	0.00	0.00	0.00
	Subtotal	4,148.00	2,317.50	474.00	1,356.50	0.00	0.00	0.00	0.00	0.00	4,148.00

**Terrell Materials Corporation 02**

CEMENT MASON/CONCRETE FINISHER	Journey	143.00	134.50	8.50	0.00	0.00	0.00	0.00	0.00	8.50	134.50
	Apprentice	0.00	0.00	0.00	0.00	0.00	0.00	0.00	0.00	0.00	0.00
	A/J Ratio	0.00	0.00	0.00	0.00	0.00	0.00	0.00	0.00	0.00	0.00
	New Hire	0.00	0.00	0.00	0.00	0.00	0.00	0.00	0.00	0.00	0.00
	Subtotal	143.00	134.50	8.50	0.00	0.00	0.00	0.00	0.00	8.50	134.50
Total for Contractor	Journey	143.00	134.50	8.50	0.00	0.00	0.00	0.00	0.00	8.50	134.50
	Apprentice	0.00	0.00	0.00	0.00	0.00	0.00	0.00	0.00	0.00	0.00
	A/J Ratio	0.00	0.00	0.00	0.00	0.00	0.00	0.00	0.00	0.00	0.00
	New Hire	0.00	0.00	0.00	0.00	0.00	0.00	0.00	0.00	0.00	0.00
	Subtotal	143.00	134.50	8.50	0.00	0.00	0.00	0.00	0.00	8.50	134.50

**Tough Cut Concrete Services, Inc.**

**Project Name:** 41567 - OMP Runway 9C-27C East Package - ORD

**Project Code:** 41567

Construction Trade	Hours Worked										
	Craft Level	Total Employee	Caucasian	African American	Hispanic	Asian	Native American	Other	Not Specified	Total Female	Total Male
Apprentice Laborer	Journey	0.00	0.00	0.00	0.00	0.00	0.00	0.00	0.00	0.00	0.00
	Apprentice	129.00	0.00	0.00	129.00	0.00	0.00	0.00	0.00	0.00	129.00
	A/J Ratio	0.00	0.00	0.00	0.00	0.00	0.00	0.00	0.00	0.00	0.00
	New Hire	0.00	0.00	0.00	0.00	0.00	0.00	0.00	0.00	0.00	0.00
	Subtotal	129.00	0.00	0.00	129.00	0.00	0.00	0.00	0.00	0.00	129.00
LABORER (HEAVY and HIGHWAY)	Journey	569.75	132.75	0.00	437.00	0.00	0.00	0.00	0.00	32.00	537.75
	Apprentice	0.00	0.00	0.00	0.00	0.00	0.00	0.00	0.00	0.00	0.00
	A/J Ratio	0.00	0.00	0.00	0.00	0.00	0.00	0.00	0.00	0.00	0.00
	New Hire	0.00	0.00	0.00	0.00	0.00	0.00	0.00	0.00	0.00	0.00
	Subtotal	569.75	132.75	0.00	437.00	0.00	0.00	0.00	0.00	32.00	537.75
OPERATING ENGINEER APPRENTICE (FIRST HALF OF THIRD YEAR)	Journey	0.00	0.00	0.00	0.00	0.00	0.00	0.00	0.00	0.00	0.00
	Apprentice	84.00	0.00	84.00	0.00	0.00	0.00	0.00	0.00	0.00	84.00
	A/J Ratio	0.00	0.00	0.00	0.00	0.00	0.00	0.00	0.00	0.00	0.00
	New Hire	0.00	0.00	0.00	0.00	0.00	0.00	0.00	0.00	0.00	0.00
	Subtotal	84.00	0.00	84.00	0.00	0.00	0.00	0.00	0.00	0.00	84.00
POWER EQUIPMENT OPERATOR (HEAVY AND HIGHWAY CONSTRUCTION)	Journey	1,683.50	1,245.50	0.00	438.00	0.00	0.00	0.00	0.00	0.00	1,683.50
	Apprentice	0.00	0.00	0.00	0.00	0.00	0.00	0.00	0.00	0.00	0.00
	A/J Ratio	0.00	0.00	0.00	0.00	0.00	0.00	0.00	0.00	0.00	0.00
	New Hire	0.00	0.00	0.00	0.00	0.00	0.00	0.00	0.00	0.00	0.00
	Subtotal	1,683.50	1,245.50	0.00	438.00	0.00	0.00	0.00	0.00	0.00	1,683.50
Total for Contractor	Journey	2,253.25	1,378.25	0.00	875.00	0.00	0.00	0.00	0.00	32.00	2,221.25
	Apprentice	213.00	0.00	84.00	129.00	0.00	0.00	0.00	0.00	0.00	213.00
	A/J Ratio	0.09	0.00	0.00	0.15	0.00	0.00	0.00	0.00	0.00	0.10
	New Hire	0.00	0.00	0.00	0.00	0.00	0.00	0.00	0.00	0.00	0.00
	Subtotal	2,466.25	1,378.25	84.00	1,004.00	0.00	0.00	0.00	0.00	32.00	2,434.25
<b>Truck King Hauling Contractors</b>											
TRUCK DRIVER (HEAVY AND HIGHWAY)	Journey	336.25	0.00	0.00	336.25	0.00	0.00	0.00	0.00	0.00	336.25
	Apprentice	0.00	0.00	0.00	0.00	0.00	0.00	0.00	0.00	0.00	0.00
	A/J Ratio	0.00	0.00	0.00	0.00	0.00	0.00	0.00	0.00	0.00	0.00
	New Hire	0.00	0.00	0.00	0.00	0.00	0.00	0.00	0.00	0.00	0.00
	Subtotal	336.25	0.00	0.00	336.25	0.00	0.00	0.00	0.00	0.00	336.25

**Project Name:** 41567 - OMP Runway 9C-27C East Package - ORD

**Project Code:** 41567

Construction Trade	Hours Worked										
	Craft Level	Total Employee	Caucasian	African American	Hispanic	Asian	Native American	Other	Not Specified	Total Female	Total Male
Total for Contractor	Journey	336.25	0.00	0.00	336.25	0.00	0.00	0.00	0.00	0.00	336.25
	Apprentice	0.00	0.00	0.00	0.00	0.00	0.00	0.00	0.00	0.00	0.00
	A/J Ratio	0.00	0.00	0.00	0.00	0.00	0.00	0.00	0.00	0.00	0.00
	New Hire	0.00	0.00	0.00	0.00	0.00	0.00	0.00	0.00	0.00	0.00
	Subtotal	336.25	0.00	0.00	336.25	0.00	0.00	0.00	0.00	0.00	336.25
<b>WALSH CONSTRUCTION COMPANY II, LLC.</b>											
CARPENTER	Journey	34.50	18.00	0.00	16.50	0.00	0.00	0.00	0.00	0.00	34.50
	Apprentice	0.00	0.00	0.00	0.00	0.00	0.00	0.00	0.00	0.00	0.00
	A/J Ratio	0.00	0.00	0.00	0.00	0.00	0.00	0.00	0.00	0.00	0.00
	New Hire	0.00	0.00	0.00	0.00	0.00	0.00	0.00	0.00	0.00	0.00
	Subtotal	34.50	18.00	0.00	16.50	0.00	0.00	0.00	0.00	0.00	34.50
Carpenter Apprentice	Journey	0.00	0.00	0.00	0.00	0.00	0.00	0.00	0.00	0.00	0.00
	Apprentice	7.00	0.00	0.00	7.00	0.00	0.00	0.00	0.00	0.00	7.00
	A/J Ratio	0.00	0.00	0.00	0.00	0.00	0.00	0.00	0.00	0.00	0.00
	New Hire	0.00	0.00	0.00	0.00	0.00	0.00	0.00	0.00	0.00	0.00
	Subtotal	7.00	0.00	0.00	7.00	0.00	0.00	0.00	0.00	0.00	7.00
CEMENT MASON/CONCRETE FINISHER	Journey	1,231.00	1,173.00	30.00	28.00	0.00	0.00	0.00	0.00	0.00	1,231.00
	Apprentice	0.00	0.00	0.00	0.00	0.00	0.00	0.00	0.00	0.00	0.00
	A/J Ratio	0.00	0.00	0.00	0.00	0.00	0.00	0.00	0.00	0.00	0.00
	New Hire	0.00	0.00	0.00	0.00	0.00	0.00	0.00	0.00	0.00	0.00
	Subtotal	1,231.00	1,173.00	30.00	28.00	0.00	0.00	0.00	0.00	0.00	1,231.00
LABORER (HEAVY AND HIGHWAY)	Journey	15,457.00	3,104.50	750.00	11,161.00	0.00	441.50	0.00	0.00	65.50	15,391.50
	Apprentice	0.00	0.00	0.00	0.00	0.00	0.00	0.00	0.00	0.00	0.00
	A/J Ratio	0.00	0.00	0.00	0.00	0.00	0.00	0.00	0.00	0.00	0.00
	New Hire	0.00	0.00	0.00	0.00	0.00	0.00	0.00	0.00	0.00	0.00
	Subtotal	15,457.00	3,104.50	750.00	11,161.00	0.00	441.50	0.00	0.00	65.50	15,391.50
OPERATING ENGINEER APPRENTICE (SECOND HALF OF FOURTH YEAR)	Journey	0.00	0.00	0.00	0.00	0.00	0.00	0.00	0.00	0.00	0.00
	Apprentice	27.00	27.00	0.00	0.00	0.00	0.00	0.00	0.00	0.00	27.00
	A/J Ratio	0.00	0.00	0.00	0.00	0.00	0.00	0.00	0.00	0.00	0.00
	New Hire	0.00	0.00	0.00	0.00	0.00	0.00	0.00	0.00	0.00	0.00
	Subtotal	27.00	27.00	0.00	0.00	0.00	0.00	0.00	0.00	0.00	27.00

**Project Name:** 41567 - OMP Runway 9C-27C East Package - ORD

**Project Code:** 41567

Construction Trade	Hours Worked										
	Craft Level	Total Employee	Caucasian	African American	Hispanic	Asian	Native American	Other	Not Specified	Total Female	Total Male
OPERATING ENGINEER APPRENTICE (SECOND HALF OF THIRD YEAR)	Journey	0.00	0.00	0.00	0.00	0.00	0.00	0.00	0.00	0.00	0.00
	Apprentice	25.00	25.00	0.00	0.00	0.00	0.00	0.00	0.00	0.00	25.00
	A/J Ratio	0.00	0.00	0.00	0.00	0.00	0.00	0.00	0.00	0.00	0.00
	New Hire	0.00	0.00	0.00	0.00	0.00	0.00	0.00	0.00	0.00	0.00
	Subtotal	25.00	25.00	0.00	0.00	0.00	0.00	0.00	0.00	0.00	25.00
POWER EQUIPMENT OPERATOR (HEAVY AND HIGHWAY CONSTRUCTION)	Journey	14,997.50	14,160.50	338.50	498.50	0.00	0.00	0.00	0.00	1,955.00	13,042.50
	Apprentice	0.00	0.00	0.00	0.00	0.00	0.00	0.00	0.00	0.00	0.00
	A/J Ratio	0.00	0.00	0.00	0.00	0.00	0.00	0.00	0.00	0.00	0.00
	New Hire	0.00	0.00	0.00	0.00	0.00	0.00	0.00	0.00	0.00	0.00
	Subtotal	14,997.50	14,160.50	338.50	498.50	0.00	0.00	0.00	0.00	1,955.00	13,042.50
Total for Contractor	Journey	31,720.00	18,456.00	1,118.50	11,704.00	0.00	441.50	0.00	0.00	2,020.50	29,699.50
	Apprentice	59.00	52.00	0.00	7.00	0.00	0.00	0.00	0.00	0.00	59.00
	A/J Ratio	0.00	0.00	0.00	0.00	0.00	0.00	0.00	0.00	0.00	0.00
	New Hire	0.00	0.00	0.00	0.00	0.00	0.00	0.00	0.00	0.00	0.00
	Subtotal	31,779.00	18,508.00	1,118.50	11,711.00	0.00	441.50	0.00	0.00	2,020.50	29,758.50
Total Journey Hours		87,257.00	49,372.00	2,585.50	34,760.00	0.00	539.50	0.00	0.00	2,999.00	84,258.00
Total Apprentice Hours		2,564.50	1,719.00	429.50	392.00	0.00	0.00	24.00	0.00	131.50	2,433.00
Total New Hire Hours		0.00	0.00	0.00	0.00	0.00	0.00	0.00	0.00	0.00	0.00
Grand Total Hours		89,821.50	51,091.00	3,015.00	35,152.00	0.00	539.50	24.00	0.00	3,130.50	86,691.00

End of data for project: 41567 - OMP Runway 9C-27C East Package - ORD

**Project Name:** 56322 - CENTRAL DEICING FACILITY - MASS GRADING  
**Project Code:** 56322

Construction Trade	Hours Worked										
	Craft Level	Total Employee	Caucasian	African American	Hispanic	Asian	Native American	Other	Not Specified	Total Female	Total Male
Total for Contractor	Journey	2,825.75	0.00	0.00	2,825.75	0.00	0.00	0.00	0.00	0.00	2,825.75
	Apprentice	0.00	0.00	0.00	0.00	0.00	0.00	0.00	0.00	0.00	0.00
	A/J Ratio	0.00	0.00	0.00	0.00	0.00	0.00	0.00	0.00	0.00	0.00
	New Hire	0.00	0.00	0.00	0.00	0.00	0.00	0.00	0.00	0.00	0.00
	Subtotal	2,825.75	0.00	0.00	2,825.75	0.00	0.00	0.00	0.00	0.00	2,825.75
Total Journey Hours	89,831.30	52,479.55	4,350.25	29,312.00	2,251.50	33.00	705.50	699.50	7,334.75	82,496.55	
Total Apprentice Hours	18,952.00	12,402.50	1,770.50	3,133.50	10.00	1,148.50	487.00	0.00	1,458.00	17,494.00	
Total New Hire Hours	0.00	0.00	0.00	0.00	0.00	0.00	0.00	0.00	0.00	0.00	
Grand Total Hours	108,783.30	64,882.05	6,120.75	32,445.50	2,261.50	1,181.50	1,192.50	699.50	8,792.75	99,990.55	

End of data for project: 56322 - CENTRAL DEICING FACILITY - MASS GRADING

**Project Name:** 57353 - OMP Runway 9C-27C Bid Package 1, Spec 333636

**Project Code:** 57353

Construction Trade	Hours Worked										
	Craft Level	Total Employee	Caucasian	African American	Hispanic	Asian	Native American	Other	Not Specified	Total Female	Total Male

**ADVANCED WELDING & EQUIP**

LABORER	Journey	185.00	185.00	0.00	0.00	0.00	0.00	0.00	0.00	0.00	185.00
	Apprentice	0.00	0.00	0.00	0.00	0.00	0.00	0.00	0.00	0.00	0.00
	A/J Ratio	0.00	0.00	0.00	0.00	0.00	0.00	0.00	0.00	0.00	0.00
	New Hire	0.00	0.00	0.00	0.00	0.00	0.00	0.00	0.00	0.00	0.00
	Subtotal	185.00	185.00	0.00	0.00	0.00	0.00	0.00	0.00	0.00	185.00

Total for Contractor	Journey	185.00	185.00	0.00	0.00	0.00	0.00	0.00	0.00	0.00	185.00
	Apprentice	0.00	0.00	0.00	0.00	0.00	0.00	0.00	0.00	0.00	0.00
	A/J Ratio	0.00	0.00	0.00	0.00	0.00	0.00	0.00	0.00	0.00	0.00
	New Hire	0.00	0.00	0.00	0.00	0.00	0.00	0.00	0.00	0.00	0.00
	Subtotal	185.00	185.00	0.00	0.00	0.00	0.00	0.00	0.00	0.00	185.00

**Alpine Demolition Services, LLC**

LABORER	Journey	108.00	0.00	0.00	108.00	0.00	0.00	0.00	0.00	0.00	108.00
	Apprentice	0.00	0.00	0.00	0.00	0.00	0.00	0.00	0.00	0.00	0.00
	A/J Ratio	0.00	0.00	0.00	0.00	0.00	0.00	0.00	0.00	0.00	0.00
	New Hire	0.00	0.00	0.00	0.00	0.00	0.00	0.00	0.00	0.00	0.00
	Subtotal	108.00	0.00	0.00	108.00	0.00	0.00	0.00	0.00	0.00	108.00

POWER EQUIPMENT OPERATOR	Journey	58.00	58.00	0.00	0.00	0.00	0.00	0.00	0.00	0.00	58.00
	Apprentice	0.00	0.00	0.00	0.00	0.00	0.00	0.00	0.00	0.00	0.00
	A/J Ratio	0.00	0.00	0.00	0.00	0.00	0.00	0.00	0.00	0.00	0.00
	New Hire	0.00	0.00	0.00	0.00	0.00	0.00	0.00	0.00	0.00	0.00
	Subtotal	58.00	58.00	0.00	0.00	0.00	0.00	0.00	0.00	0.00	58.00

Total for Contractor	Journey	166.00	58.00	0.00	108.00	0.00	0.00	0.00	0.00	0.00	166.00
	Apprentice	0.00	0.00	0.00	0.00	0.00	0.00	0.00	0.00	0.00	0.00
	A/J Ratio	0.00	0.00	0.00	0.00	0.00	0.00	0.00	0.00	0.00	0.00
	New Hire	0.00	0.00	0.00	0.00	0.00	0.00	0.00	0.00	0.00	0.00
	Subtotal	166.00	58.00	0.00	108.00	0.00	0.00	0.00	0.00	0.00	166.00

**American High Mast LLC**

**Project Name:** 57353 - OMP Runway 9C-27C Bid Package 1, Spec 333636

**Project Code:** 57353

Construction Trade	Hours Worked										
	Craft Level	Total Employee	Caucasian	African American	Hispanic	Asian	Native American	Other	Not Specified	Total Female	Total Male

LABORER	Journey	34.50	34.50	0.00	0.00	0.00	0.00	0.00	0.00	0.00	34.50
	Apprentice	0.00	0.00	0.00	0.00	0.00	0.00	0.00	0.00	0.00	0.00
	A/J Ratio	0.00	0.00	0.00	0.00	0.00	0.00	0.00	0.00	0.00	0.00
	New Hire	0.00	0.00	0.00	0.00	0.00	0.00	0.00	0.00	0.00	0.00
	Subtotal	34.50	34.50	0.00	0.00	0.00	0.00	0.00	0.00	0.00	34.50

Total for Contractor	Journey	34.50	34.50	0.00	0.00	0.00	0.00	0.00	0.00	0.00	34.50
	Apprentice	0.00	0.00	0.00	0.00	0.00	0.00	0.00	0.00	0.00	0.00
	A/J Ratio	0.00	0.00	0.00	0.00	0.00	0.00	0.00	0.00	0.00	0.00
	New Hire	0.00	0.00	0.00	0.00	0.00	0.00	0.00	0.00	0.00	0.00
	Subtotal	34.50	34.50	0.00	0.00	0.00	0.00	0.00	0.00	0.00	34.50

**Antigo Construction Inc.**

POWER EQUIPMENT OPERATOR	Journey	256.00	256.00	0.00	0.00	0.00	0.00	0.00	0.00	0.00	256.00
	Apprentice	0.00	0.00	0.00	0.00	0.00	0.00	0.00	0.00	0.00	0.00
	A/J Ratio	0.00	0.00	0.00	0.00	0.00	0.00	0.00	0.00	0.00	0.00
	New Hire	0.00	0.00	0.00	0.00	0.00	0.00	0.00	0.00	0.00	0.00
	Subtotal	256.00	256.00	0.00	0.00	0.00	0.00	0.00	0.00	0.00	256.00

Total for Contractor	Journey	256.00	256.00	0.00	0.00	0.00	0.00	0.00	0.00	0.00	256.00
	Apprentice	0.00	0.00	0.00	0.00	0.00	0.00	0.00	0.00	0.00	0.00
	A/J Ratio	0.00	0.00	0.00	0.00	0.00	0.00	0.00	0.00	0.00	0.00
	New Hire	0.00	0.00	0.00	0.00	0.00	0.00	0.00	0.00	0.00	0.00
	Subtotal	256.00	256.00	0.00	0.00	0.00	0.00	0.00	0.00	0.00	256.00

**BADGER DAYLIGHTING**

POWER EQUIPMENT OPERATOR	Journey	112.00	112.00	0.00	0.00	0.00	0.00	0.00	0.00	0.00	112.00
	Apprentice	0.00	0.00	0.00	0.00	0.00	0.00	0.00	0.00	0.00	0.00
	A/J Ratio	0.00	0.00	0.00	0.00	0.00	0.00	0.00	0.00	0.00	0.00
	New Hire	0.00	0.00	0.00	0.00	0.00	0.00	0.00	0.00	0.00	0.00
	Subtotal	112.00	112.00	0.00	0.00	0.00	0.00	0.00	0.00	0.00	112.00

**Project Name:** 57353 - OMP Runway 9C-27C Bid Package 1, Spec 333636

**Project Code:** 57353

Construction Trade	Hours Worked										
	Craft Level	Total Employee	Caucasian	African American	Hispanic	Asian	Native American	Other	Not Specified	Total Female	Total Male

Total for Contractor	Journey	112.00	112.00	0.00	0.00	0.00	0.00	0.00	0.00	0.00	112.00
	Apprentice	0.00	0.00	0.00	0.00	0.00	0.00	0.00	0.00	0.00	0.00
	A/J Ratio	0.00	0.00	0.00	0.00	0.00	0.00	0.00	0.00	0.00	0.00
	New Hire	0.00	0.00	0.00	0.00	0.00	0.00	0.00	0.00	0.00	0.00
	Subtotal	112.00	112.00	0.00	0.00	0.00	0.00	0.00	0.00	0.00	112.00

**Badger Daylighting Corp.**

POWER EQUIPMENT OPERATOR	Journey	13.50	13.50	0.00	0.00	0.00	0.00	0.00	0.00	0.00	13.50
	Apprentice	0.00	0.00	0.00	0.00	0.00	0.00	0.00	0.00	0.00	0.00
	A/J Ratio	0.00	0.00	0.00	0.00	0.00	0.00	0.00	0.00	0.00	0.00
	New Hire	0.00	0.00	0.00	0.00	0.00	0.00	0.00	0.00	0.00	0.00
	Subtotal	13.50	13.50	0.00	0.00	0.00	0.00	0.00	0.00	0.00	13.50

Total for Contractor	Journey	13.50	13.50	0.00	0.00	0.00	0.00	0.00	0.00	0.00	13.50
	Apprentice	0.00	0.00	0.00	0.00	0.00	0.00	0.00	0.00	0.00	0.00
	A/J Ratio	0.00	0.00	0.00	0.00	0.00	0.00	0.00	0.00	0.00	0.00
	New Hire	0.00	0.00	0.00	0.00	0.00	0.00	0.00	0.00	0.00	0.00
	Subtotal	13.50	13.50	0.00	0.00	0.00	0.00	0.00	0.00	0.00	13.50

**Brandenburger Plumbing, Inc.**

PLUMBER	Journey	211.50	0.00	0.00	211.50	0.00	0.00	0.00	0.00	0.00	211.50
	Apprentice	0.00	0.00	0.00	0.00	0.00	0.00	0.00	0.00	0.00	0.00
	A/J Ratio	0.00	0.00	0.00	0.00	0.00	0.00	0.00	0.00	0.00	0.00
	New Hire	0.00	0.00	0.00	0.00	0.00	0.00	0.00	0.00	0.00	0.00
	Subtotal	211.50	0.00	0.00	211.50	0.00	0.00	0.00	0.00	0.00	211.50

Plumbers Apprentice	Journey	0.00	0.00	0.00	0.00	0.00	0.00	0.00	0.00	0.00	0.00
	Apprentice	2.00	2.00	0.00	0.00	0.00	0.00	0.00	0.00	0.00	2.00
	A/J Ratio	0.00	0.00	0.00	0.00	0.00	0.00	0.00	0.00	0.00	0.00
	New Hire	0.00	0.00	0.00	0.00	0.00	0.00	0.00	0.00	0.00	0.00
	Subtotal	2.00	2.00	0.00	0.00	0.00	0.00	0.00	0.00	0.00	2.00



**Project Name:** 57353 - OMP Runway 9C-27C Bid Package 1, Spec 333636

**Project Code:** 57353

Construction Trade	Hours Worked										
	Craft Level	Total Employee	Caucasian	African American	Hispanic	Asian	Native American	Other	Not Specified	Total Female	Total Male

Total for Contractor	Journey	211.50	0.00	0.00	211.50	0.00	0.00	0.00	0.00	0.00	211.50
	Apprentice	2.00	2.00	0.00	0.00	0.00	0.00	0.00	0.00	0.00	2.00
	A/J Ratio	0.01	0.00	0.00	0.00	0.00	0.00	0.00	0.00	0.00	0.01
	New Hire	0.00	0.00	0.00	0.00	0.00	0.00	0.00	0.00	0.00	0.00
	Subtotal	213.50	2.00	0.00	211.50	0.00	0.00	0.00	0.00	0.00	213.50

**Del Toro Landscaping, Inc.**

LABORER	Journey	444.50	0.00	0.00	444.50	0.00	0.00	0.00	0.00	0.00	444.50
	Apprentice	0.00	0.00	0.00	0.00	0.00	0.00	0.00	0.00	0.00	0.00
	A/J Ratio	0.00	0.00	0.00	0.00	0.00	0.00	0.00	0.00	0.00	0.00
	New Hire	0.00	0.00	0.00	0.00	0.00	0.00	0.00	0.00	0.00	0.00
	Subtotal	444.50	0.00	0.00	444.50	0.00	0.00	0.00	0.00	0.00	444.50

POWER EQUIPMENT OPERATOR	Journey	153.00	64.00	0.00	89.00	0.00	0.00	0.00	0.00	0.00	153.00
	Apprentice	0.00	0.00	0.00	0.00	0.00	0.00	0.00	0.00	0.00	0.00
	A/J Ratio	0.00	0.00	0.00	0.00	0.00	0.00	0.00	0.00	0.00	0.00
	New Hire	0.00	0.00	0.00	0.00	0.00	0.00	0.00	0.00	0.00	0.00
	Subtotal	153.00	64.00	0.00	89.00	0.00	0.00	0.00	0.00	0.00	153.00

Total for Contractor	Journey	597.50	64.00	0.00	533.50	0.00	0.00	0.00	0.00	0.00	597.50
	Apprentice	0.00	0.00	0.00	0.00	0.00	0.00	0.00	0.00	0.00	0.00
	A/J Ratio	0.00	0.00	0.00	0.00	0.00	0.00	0.00	0.00	0.00	0.00
	New Hire	0.00	0.00	0.00	0.00	0.00	0.00	0.00	0.00	0.00	0.00
	Subtotal	597.50	64.00	0.00	533.50	0.00	0.00	0.00	0.00	0.00	597.50

**FH PASCHEN, SNNIELSEN**

BRICKLAYER	Journey	8.00	0.00	0.00	8.00	0.00	0.00	0.00	0.00	0.00	8.00
	Apprentice	0.00	0.00	0.00	0.00	0.00	0.00	0.00	0.00	0.00	0.00
	A/J Ratio	0.00	0.00	0.00	0.00	0.00	0.00	0.00	0.00	0.00	0.00
	New Hire	0.00	0.00	0.00	0.00	0.00	0.00	0.00	0.00	0.00	0.00
	Subtotal	8.00	0.00	0.00	8.00	0.00	0.00	0.00	0.00	0.00	8.00

**Project Name:** 57353 - OMP Runway 9C-27C Bid Package 1, Spec 333636

**Project Code:** 57353

Construction Trade	Hours Worked										
	Craft Level	Total Employee	Caucasian	African American	Hispanic	Asian	Native American	Other	Not Specified	Total Female	Total Male
CARPENTER	Journey	85.50	65.50	8.00	12.00	0.00	0.00	0.00	0.00	12.00	73.50
	Apprentice	0.00	0.00	0.00	0.00	0.00	0.00	0.00	0.00	0.00	0.00
	A/J Ratio	0.00	0.00	0.00	0.00	0.00	0.00	0.00	0.00	0.00	0.00
	New Hire	0.00	0.00	0.00	0.00	0.00	0.00	0.00	0.00	0.00	0.00
	Subtotal	85.50	65.50	8.00	12.00	0.00	0.00	0.00	0.00	12.00	73.50
LABORER	Journey	5,901.50	4,207.00	211.00	1,483.50	0.00	0.00	0.00	0.00	1,071.50	4,830.00
	Apprentice	0.00	0.00	0.00	0.00	0.00	0.00	0.00	0.00	0.00	0.00
	A/J Ratio	0.00	0.00	0.00	0.00	0.00	0.00	0.00	0.00	0.00	0.00
	New Hire	0.00	0.00	0.00	0.00	0.00	0.00	0.00	0.00	0.00	0.00
	Subtotal	5,901.50	4,207.00	211.00	1,483.50	0.00	0.00	0.00	0.00	1,071.50	4,830.00
OPERATING ENGINEER APPRENTICE (FIRST HALF OF FOURTH YEAR)	Journey	0.00	0.00	0.00	0.00	0.00	0.00	0.00	0.00	0.00	0.00
	Apprentice	104.50	104.50	0.00	0.00	0.00	0.00	0.00	0.00	0.00	104.50
	A/J Ratio	0.00	0.00	0.00	0.00	0.00	0.00	0.00	0.00	0.00	0.00
	New Hire	0.00	0.00	0.00	0.00	0.00	0.00	0.00	0.00	0.00	0.00
	Subtotal	104.50	104.50	0.00	0.00	0.00	0.00	0.00	0.00	0.00	104.50
OPERATING ENGINEER APPRENTICE (SECOND HALF OF THIRD YEAR)	Journey	0.00	0.00	0.00	0.00	0.00	0.00	0.00	0.00	0.00	0.00
	Apprentice	19.00	19.00	0.00	0.00	0.00	0.00	0.00	0.00	0.00	19.00
	A/J Ratio	0.00	0.00	0.00	0.00	0.00	0.00	0.00	0.00	0.00	0.00
	New Hire	0.00	0.00	0.00	0.00	0.00	0.00	0.00	0.00	0.00	0.00
	Subtotal	19.00	19.00	0.00	0.00	0.00	0.00	0.00	0.00	0.00	19.00
PLASTERER	Journey	544.00	264.00	0.00	280.00	0.00	0.00	0.00	0.00	61.00	483.00
	Apprentice	0.00	0.00	0.00	0.00	0.00	0.00	0.00	0.00	0.00	0.00
	A/J Ratio	0.00	0.00	0.00	0.00	0.00	0.00	0.00	0.00	0.00	0.00
	New Hire	0.00	0.00	0.00	0.00	0.00	0.00	0.00	0.00	0.00	0.00
	Subtotal	544.00	264.00	0.00	280.00	0.00	0.00	0.00	0.00	61.00	483.00
POWER EQUIPMENT OPERATOR	Journey	2,292.75	1,776.25	0.00	516.50	0.00	0.00	0.00	0.00	0.00	2,292.75
	Apprentice	0.00	0.00	0.00	0.00	0.00	0.00	0.00	0.00	0.00	0.00
	A/J Ratio	0.00	0.00	0.00	0.00	0.00	0.00	0.00	0.00	0.00	0.00
	New Hire	0.00	0.00	0.00	0.00	0.00	0.00	0.00	0.00	0.00	0.00
	Subtotal	2,292.75	1,776.25	0.00	516.50	0.00	0.00	0.00	0.00	0.00	2,292.75

**Project Name:** 57353 - OMP Runway 9C-27C Bid Package 1, Spec 333636

**Project Code:** 57353

Construction Trade	Hours Worked										
	Craft Level	Total Employee	Caucasian	African American	Hispanic	Asian	Native American	Other	Not Specified	Total Female	Total Male

Total for Contractor	Journey	8,831.75	6,312.75	219.00	2,300.00	0.00	0.00	0.00	0.00	1,144.50	7,687.25
	Apprentice	123.50	123.50	0.00	0.00	0.00	0.00	0.00	0.00	0.00	123.50
	A/J Ratio	0.01	0.02	0.00	0.00	0.00	0.00	0.00	0.00	0.00	0.02
	New Hire	0.00	0.00	0.00	0.00	0.00	0.00	0.00	0.00	0.00	0.00
	Subtotal	8,955.25	6,436.25	219.00	2,300.00	0.00	0.00	0.00	0.00	1,144.50	7,810.75

**JNS INC**

TRUCK DRIVER	Journey	2,675.25	2,142.25	391.00	142.00	0.00	0.00	0.00	0.00	0.00	2,675.25
	Apprentice	0.00	0.00	0.00	0.00	0.00	0.00	0.00	0.00	0.00	0.00
	A/J Ratio	0.00	0.00	0.00	0.00	0.00	0.00	0.00	0.00	0.00	0.00
	New Hire	0.00	0.00	0.00	0.00	0.00	0.00	0.00	0.00	0.00	0.00
	Subtotal	2,675.25	2,142.25	391.00	142.00	0.00	0.00	0.00	0.00	0.00	2,675.25

Total for Contractor	Journey	2,675.25	2,142.25	391.00	142.00	0.00	0.00	0.00	0.00	0.00	2,675.25
	Apprentice	0.00	0.00	0.00	0.00	0.00	0.00	0.00	0.00	0.00	0.00
	A/J Ratio	0.00	0.00	0.00	0.00	0.00	0.00	0.00	0.00	0.00	0.00
	New Hire	0.00	0.00	0.00	0.00	0.00	0.00	0.00	0.00	0.00	0.00
	Subtotal	2,675.25	2,142.25	391.00	142.00	0.00	0.00	0.00	0.00	0.00	2,675.25

**K-Five Construction Corporation**

LABORER	Journey	1,120.25	416.50	61.75	642.00	0.00	0.00	0.00	0.00	113.50	1,006.75
	Apprentice	0.00	0.00	0.00	0.00	0.00	0.00	0.00	0.00	0.00	0.00
	A/J Ratio	0.00	0.00	0.00	0.00	0.00	0.00	0.00	0.00	0.00	0.00
	New Hire	0.00	0.00	0.00	0.00	0.00	0.00	0.00	0.00	0.00	0.00
	Subtotal	1,120.25	416.50	61.75	642.00	0.00	0.00	0.00	0.00	113.50	1,006.75

OPERATING ENGINEER APPRENTICE (SECOND HALF OF THIRD YEAR)	Journey	0.00	0.00	0.00	0.00	0.00	0.00	0.00	0.00	0.00	0.00
	Apprentice	8.50	8.50	0.00	0.00	0.00	0.00	0.00	0.00	0.00	8.50
	A/J Ratio	0.00	0.00	0.00	0.00	0.00	0.00	0.00	0.00	0.00	0.00
	New Hire	0.00	0.00	0.00	0.00	0.00	0.00	0.00	0.00	0.00	0.00
	Subtotal	8.50	8.50	0.00	0.00	0.00	0.00	0.00	0.00	0.00	8.50

**Project Name:** 57353 - OMP Runway 9C-27C Bid Package 1, Spec 333636

**Project Code:** 57353

Construction Trade	Hours Worked										
	Craft Level	Total Employee	Caucasian	African American	Hispanic	Asian	Native American	Other	Not Specified	Total Female	Total Male
POWER EQUIPMENT OPERATOR	Journey	355.50	353.00	0.00	2.50	0.00	0.00	0.00	0.00	0.00	355.50
	Apprentice	0.00	0.00	0.00	0.00	0.00	0.00	0.00	0.00	0.00	0.00
	A/J Ratio	0.00	0.00	0.00	0.00	0.00	0.00	0.00	0.00	0.00	0.00
	New Hire	0.00	0.00	0.00	0.00	0.00	0.00	0.00	0.00	0.00	0.00
	Subtotal	355.50	353.00	0.00	2.50	0.00	0.00	0.00	0.00	0.00	355.50
TRUCK DRIVER	Journey	193.75	120.75	54.25	18.75	0.00	0.00	0.00	0.00	44.25	149.50
	Apprentice	0.00	0.00	0.00	0.00	0.00	0.00	0.00	0.00	0.00	0.00
	A/J Ratio	0.00	0.00	0.00	0.00	0.00	0.00	0.00	0.00	0.00	0.00
	New Hire	0.00	0.00	0.00	0.00	0.00	0.00	0.00	0.00	0.00	0.00
	Subtotal	193.75	120.75	54.25	18.75	0.00	0.00	0.00	0.00	44.25	149.50
Total for Contractor	Journey	1,669.50	890.25	116.00	663.25	0.00	0.00	0.00	0.00	157.75	1,511.75
	Apprentice	8.50	8.50	0.00	0.00	0.00	0.00	0.00	0.00	0.00	8.50
	A/J Ratio	0.01	0.01	0.00	0.00	0.00	0.00	0.00	0.00	0.00	0.01
	New Hire	0.00	0.00	0.00	0.00	0.00	0.00	0.00	0.00	0.00	0.00
	Subtotal	1,678.00	898.75	116.00	663.25	0.00	0.00	0.00	0.00	157.75	1,520.25
<b>L. J. Keefe Co.</b>											
LABORER	Journey	1,264.50	375.50	0.00	889.00	0.00	0.00	0.00	0.00	0.00	1,264.50
	Apprentice	0.00	0.00	0.00	0.00	0.00	0.00	0.00	0.00	0.00	0.00
	A/J Ratio	0.00	0.00	0.00	0.00	0.00	0.00	0.00	0.00	0.00	0.00
	New Hire	0.00	0.00	0.00	0.00	0.00	0.00	0.00	0.00	0.00	0.00
	Subtotal	1,264.50	375.50	0.00	889.00	0.00	0.00	0.00	0.00	0.00	1,264.50
OPERATING ENGINEER APPRENTICE (FIRST HALF OF THIRD YEAR)	Journey	0.00	0.00	0.00	0.00	0.00	0.00	0.00	0.00	0.00	0.00
	Apprentice	93.50	93.50	0.00	0.00	0.00	0.00	0.00	0.00	0.00	93.50
	A/J Ratio	0.00	0.00	0.00	0.00	0.00	0.00	0.00	0.00	0.00	0.00
	New Hire	0.00	0.00	0.00	0.00	0.00	0.00	0.00	0.00	0.00	0.00
	Subtotal	93.50	93.50	0.00	0.00	0.00	0.00	0.00	0.00	0.00	93.50
OPERATING ENGINEER APPRENTICE (FIRST YEAR)	Journey	0.00	0.00	0.00	0.00	0.00	0.00	0.00	0.00	0.00	0.00
	Apprentice	186.00	186.00	0.00	0.00	0.00	0.00	0.00	0.00	0.00	186.00
	A/J Ratio	0.00	0.00	0.00	0.00	0.00	0.00	0.00	0.00	0.00	0.00
	New Hire	0.00	0.00	0.00	0.00	0.00	0.00	0.00	0.00	0.00	0.00
	Subtotal	186.00	186.00	0.00	0.00	0.00	0.00	0.00	0.00	0.00	186.00

**Project Name:** 57353 - OMP Runway 9C-27C Bid Package 1, Spec 333636

**Project Code:** 57353

Construction Trade	Hours Worked										
	Craft Level	Total Employee	Caucasian	African American	Hispanic	Asian	Native American	Other	Not Specified	Total Female	Total Male
OPERATING ENGINEER APPRENTICE (SECOND HALF OF THIRD YEAR)	Journey	0.00	0.00	0.00	0.00	0.00	0.00	0.00	0.00	0.00	0.00
	Apprentice	781.00	376.50	404.50	0.00	0.00	0.00	0.00	0.00	404.50	376.50
	A/J Ratio	0.00	0.00	0.00	0.00	0.00	0.00	0.00	0.00	0.00	0.00
	New Hire	0.00	0.00	0.00	0.00	0.00	0.00	0.00	0.00	0.00	0.00
	Subtotal	781.00	376.50	404.50	0.00	0.00	0.00	0.00	0.00	404.50	376.50
POWER EQUIPMENT OPERATOR	Journey	1,491.00	1,057.50	422.50	11.00	0.00	0.00	0.00	0.00	0.00	1,491.00
	Apprentice	0.00	0.00	0.00	0.00	0.00	0.00	0.00	0.00	0.00	0.00
	A/J Ratio	0.00	0.00	0.00	0.00	0.00	0.00	0.00	0.00	0.00	0.00
	New Hire	0.00	0.00	0.00	0.00	0.00	0.00	0.00	0.00	0.00	0.00
	Subtotal	1,491.00	1,057.50	422.50	11.00	0.00	0.00	0.00	0.00	0.00	1,491.00
Total for Contractor	Journey	2,755.50	1,433.00	422.50	900.00	0.00	0.00	0.00	0.00	0.00	2,755.50
	Apprentice	1,060.50	656.00	404.50	0.00	0.00	0.00	0.00	0.00	404.50	656.00
	A/J Ratio	0.38	0.46	0.96	0.00	0.00	0.00	0.00	0.00	0.00	0.24
	New Hire	0.00	0.00	0.00	0.00	0.00	0.00	0.00	0.00	0.00	0.00
	Subtotal	3,816.00	2,089.00	827.00	900.00	0.00	0.00	0.00	0.00	404.50	3,411.50
<b>Lindahl Brothers, Inc.</b>											
LABORER	Journey	1,191.50	1,169.50	0.00	22.00	0.00	0.00	0.00	0.00	30.00	1,161.50
	Apprentice	0.00	0.00	0.00	0.00	0.00	0.00	0.00	0.00	0.00	0.00
	A/J Ratio	0.00	0.00	0.00	0.00	0.00	0.00	0.00	0.00	0.00	0.00
	New Hire	0.00	0.00	0.00	0.00	0.00	0.00	0.00	0.00	0.00	0.00
	Subtotal	1,191.50	1,169.50	0.00	22.00	0.00	0.00	0.00	0.00	30.00	1,161.50
OPERATING ENGINEER APPRENTICE (FIRST HALF OF THIRD YEAR)	Journey	0.00	0.00	0.00	0.00	0.00	0.00	0.00	0.00	0.00	0.00
	Apprentice	148.50	148.50	0.00	0.00	0.00	0.00	0.00	0.00	0.00	148.50
	A/J Ratio	0.00	0.00	0.00	0.00	0.00	0.00	0.00	0.00	0.00	0.00
	New Hire	0.00	0.00	0.00	0.00	0.00	0.00	0.00	0.00	0.00	0.00
	Subtotal	148.50	148.50	0.00	0.00	0.00	0.00	0.00	0.00	0.00	148.50
OPERATING ENGINEER APPRENTICE (FIRST YEAR)	Journey	0.00	0.00	0.00	0.00	0.00	0.00	0.00	0.00	0.00	0.00
	Apprentice	89.50	89.50	0.00	0.00	0.00	0.00	0.00	0.00	0.00	89.50
	A/J Ratio	0.00	0.00	0.00	0.00	0.00	0.00	0.00	0.00	0.00	0.00
	New Hire	0.00	0.00	0.00	0.00	0.00	0.00	0.00	0.00	0.00	0.00
	Subtotal	89.50	89.50	0.00	0.00	0.00	0.00	0.00	0.00	0.00	89.50

**Project Name:** 57353 - OMP Runway 9C-27C Bid Package 1, Spec 333636

**Project Code:** 57353

Construction Trade	Hours Worked										
	Craft Level	Total Employee	Caucasian	African American	Hispanic	Asian	Native American	Other	Not Specified	Total Female	Total Male
OPERATING ENGINEER APPRENTICE (SECOND YEAR)	Journey	0.00	0.00	0.00	0.00	0.00	0.00	0.00	0.00	0.00	0.00
	Apprentice	139.50	139.50	0.00	0.00	0.00	0.00	0.00	0.00	0.00	139.50
	A/J Ratio	0.00	0.00	0.00	0.00	0.00	0.00	0.00	0.00	0.00	0.00
	New Hire	0.00	0.00	0.00	0.00	0.00	0.00	0.00	0.00	0.00	0.00
	Subtotal	139.50	139.50	0.00	0.00	0.00	0.00	0.00	0.00	0.00	139.50
POWER EQUIPMENT OPERATOR	Journey	7,009.50	6,208.00	0.00	801.50	0.00	0.00	0.00	0.00	137.50	6,872.00
	Apprentice	0.00	0.00	0.00	0.00	0.00	0.00	0.00	0.00	0.00	0.00
	A/J Ratio	0.00	0.00	0.00	0.00	0.00	0.00	0.00	0.00	0.00	0.00
	New Hire	0.00	0.00	0.00	0.00	0.00	0.00	0.00	0.00	0.00	0.00
	Subtotal	7,009.50	6,208.00	0.00	801.50	0.00	0.00	0.00	0.00	137.50	6,872.00
TRUCK DRIVER	Journey	4,311.50	2,665.50	153.00	1,357.50	0.00	135.50	0.00	0.00	770.00	3,541.50
	Apprentice	0.00	0.00	0.00	0.00	0.00	0.00	0.00	0.00	0.00	0.00
	A/J Ratio	0.00	0.00	0.00	0.00	0.00	0.00	0.00	0.00	0.00	0.00
	New Hire	0.00	0.00	0.00	0.00	0.00	0.00	0.00	0.00	0.00	0.00
	Subtotal	4,311.50	2,665.50	153.00	1,357.50	0.00	135.50	0.00	0.00	770.00	3,541.50
Total for Contractor	Journey	12,512.50	10,043.00	153.00	2,181.00	0.00	135.50	0.00	0.00	937.50	11,575.00
	Apprentice	377.50	377.50	0.00	0.00	0.00	0.00	0.00	0.00	0.00	377.50
	A/J Ratio	0.03	0.04	0.00	0.00	0.00	0.00	0.00	0.00	0.00	0.03
	New Hire	0.00	0.00	0.00	0.00	0.00	0.00	0.00	0.00	0.00	0.00
	Subtotal	12,890.00	10,420.50	153.00	2,181.00	0.00	135.50	0.00	0.00	937.50	11,952.50
<b>Martinez Underground, Inc.</b>											
LABORER	Journey	2,451.00	0.00	0.00	2,451.00	0.00	0.00	0.00	0.00	0.00	2,451.00
	Apprentice	0.00	0.00	0.00	0.00	0.00	0.00	0.00	0.00	0.00	0.00
	A/J Ratio	0.00	0.00	0.00	0.00	0.00	0.00	0.00	0.00	0.00	0.00
	New Hire	0.00	0.00	0.00	0.00	0.00	0.00	0.00	0.00	0.00	0.00
	Subtotal	2,451.00	0.00	0.00	2,451.00	0.00	0.00	0.00	0.00	0.00	2,451.00
POWER EQUIPMENT OPERATOR	Journey	1,263.50	709.50	0.00	554.00	0.00	0.00	0.00	0.00	0.00	1,263.50
	Apprentice	0.00	0.00	0.00	0.00	0.00	0.00	0.00	0.00	0.00	0.00
	A/J Ratio	0.00	0.00	0.00	0.00	0.00	0.00	0.00	0.00	0.00	0.00
	New Hire	0.00	0.00	0.00	0.00	0.00	0.00	0.00	0.00	0.00	0.00
	Subtotal	1,263.50	709.50	0.00	554.00	0.00	0.00	0.00	0.00	0.00	1,263.50

**Project Name:** 57353 - OMP Runway 9C-27C Bid Package 1, Spec 333636

**Project Code:** 57353

Construction Trade	Hours Worked										
	Craft Level	Total Employee	Caucasian	African American	Hispanic	Asian	Native American	Other	Not Specified	Total Female	Total Male
Total for Contractor	Journey	3,714.50	709.50	0.00	3,005.00	0.00	0.00	0.00	0.00	0.00	3,714.50
	Apprentice	0.00	0.00	0.00	0.00	0.00	0.00	0.00	0.00	0.00	0.00
	A/J Ratio	0.00	0.00	0.00	0.00	0.00	0.00	0.00	0.00	0.00	0.00
	New Hire	0.00	0.00	0.00	0.00	0.00	0.00	0.00	0.00	0.00	0.00
	Subtotal	3,714.50	709.50	0.00	3,005.00	0.00	0.00	0.00	0.00	0.00	3,714.50
<b>Meade, Inc.</b>											
ALBAT Apprentice	Journey	0.00	0.00	0.00	0.00	0.00	0.00	0.00	0.00	0.00	0.00
	Apprentice	1,529.00	438.00	417.00	674.00	0.00	0.00	0.00	0.00	0.00	1,529.00
	A/J Ratio	0.00	0.00	0.00	0.00	0.00	0.00	0.00	0.00	0.00	0.00
	New Hire	0.00	0.00	0.00	0.00	0.00	0.00	0.00	0.00	0.00	0.00
	Subtotal	1,529.00	438.00	417.00	674.00	0.00	0.00	0.00	0.00	0.00	1,529.00
BRICKLAYER	Journey	9.00	0.00	0.00	9.00	0.00	0.00	0.00	0.00	0.00	9.00
	Apprentice	0.00	0.00	0.00	0.00	0.00	0.00	0.00	0.00	0.00	0.00
	A/J Ratio	0.00	0.00	0.00	0.00	0.00	0.00	0.00	0.00	0.00	0.00
	New Hire	0.00	0.00	0.00	0.00	0.00	0.00	0.00	0.00	0.00	0.00
	Subtotal	9.00	0.00	0.00	9.00	0.00	0.00	0.00	0.00	0.00	9.00
CARPENTER	Journey	26.00	26.00	0.00	0.00	0.00	0.00	0.00	0.00	0.00	26.00
	Apprentice	0.00	0.00	0.00	0.00	0.00	0.00	0.00	0.00	0.00	0.00
	A/J Ratio	0.00	0.00	0.00	0.00	0.00	0.00	0.00	0.00	0.00	0.00
	New Hire	0.00	0.00	0.00	0.00	0.00	0.00	0.00	0.00	0.00	0.00
	Subtotal	26.00	26.00	0.00	0.00	0.00	0.00	0.00	0.00	0.00	26.00
ELECTRICIAN	Journey	11,331.55	6,292.55	785.50	4,253.50	0.00	0.00	0.00	0.00	185.50	11,146.05
	Apprentice	0.00	0.00	0.00	0.00	0.00	0.00	0.00	0.00	0.00	0.00
	A/J Ratio	0.00	0.00	0.00	0.00	0.00	0.00	0.00	0.00	0.00	0.00
	New Hire	0.00	0.00	0.00	0.00	0.00	0.00	0.00	0.00	0.00	0.00
	Subtotal	11,331.55	6,292.55	785.50	4,253.50	0.00	0.00	0.00	0.00	185.50	11,146.05
ELECTRICIAN APPRENTICE (PRINCIPAL AGREEMENT)	Journey	0.00	0.00	0.00	0.00	0.00	0.00	0.00	0.00	0.00	0.00
	Apprentice	1,400.50	518.50	493.00	389.00	0.00	0.00	0.00	0.00	178.50	1,222.00
	A/J Ratio	0.00	0.00	0.00	0.00	0.00	0.00	0.00	0.00	0.00	0.00
	New Hire	0.00	0.00	0.00	0.00	0.00	0.00	0.00	0.00	0.00	0.00
	Subtotal	1,400.50	518.50	493.00	389.00	0.00	0.00	0.00	0.00	178.50	1,222.00

**Project Name:** 57353 - OMP Runway 9C-27C Bid Package 1, Spec 333636

**Project Code:** 57353

Construction Trade	Hours Worked										
	Craft Level	Total Employee	Caucasian	African American	Hispanic	Asian	Native American	Other	Not Specified	Total Female	Total Male
LABORER	Journey	4,111.00	2,658.00	31.00	1,422.00	0.00	0.00	0.00	0.00	0.00	4,111.00
	Apprentice	0.00	0.00	0.00	0.00	0.00	0.00	0.00	0.00	0.00	0.00
	A/J Ratio	0.00	0.00	0.00	0.00	0.00	0.00	0.00	0.00	0.00	0.00
	New Hire	0.00	0.00	0.00	0.00	0.00	0.00	0.00	0.00	0.00	0.00
	Subtotal	4,111.00	2,658.00	31.00	1,422.00	0.00	0.00	0.00	0.00	0.00	4,111.00
POWER EQUIPMENT OPERATOR	Journey	3,121.00	2,939.00	182.00	0.00	0.00	0.00	0.00	0.00	0.00	3,121.00
	Apprentice	0.00	0.00	0.00	0.00	0.00	0.00	0.00	0.00	0.00	0.00
	A/J Ratio	0.00	0.00	0.00	0.00	0.00	0.00	0.00	0.00	0.00	0.00
	New Hire	0.00	0.00	0.00	0.00	0.00	0.00	0.00	0.00	0.00	0.00
	Subtotal	3,121.00	2,939.00	182.00	0.00	0.00	0.00	0.00	0.00	0.00	3,121.00
POWER EQUIPMENT OPERATORS	Journey	294.00	0.00	0.00	294.00	0.00	0.00	0.00	0.00	0.00	294.00
	Apprentice	0.00	0.00	0.00	0.00	0.00	0.00	0.00	0.00	0.00	0.00
	A/J Ratio	0.00	0.00	0.00	0.00	0.00	0.00	0.00	0.00	0.00	0.00
	New Hire	0.00	0.00	0.00	0.00	0.00	0.00	0.00	0.00	0.00	0.00
	Subtotal	294.00	0.00	0.00	294.00	0.00	0.00	0.00	0.00	0.00	294.00
TRUCK DRIVER	Journey	991.50	544.50	46.50	400.50	0.00	0.00	0.00	0.00	0.00	991.50
	Apprentice	0.00	0.00	0.00	0.00	0.00	0.00	0.00	0.00	0.00	0.00
	A/J Ratio	0.00	0.00	0.00	0.00	0.00	0.00	0.00	0.00	0.00	0.00
	New Hire	0.00	0.00	0.00	0.00	0.00	0.00	0.00	0.00	0.00	0.00
	Subtotal	991.50	544.50	46.50	400.50	0.00	0.00	0.00	0.00	0.00	991.50
Total for Contractor	Journey	19,884.05	12,460.05	1,045.00	6,379.00	0.00	0.00	0.00	0.00	185.50	19,698.55
	Apprentice	2,929.50	956.50	910.00	1,063.00	0.00	0.00	0.00	0.00	178.50	2,751.00
	A/J Ratio	0.15	0.08	0.87	0.17	0.00	0.00	0.00	0.00	0.96	0.14
	New Hire	0.00	0.00	0.00	0.00	0.00	0.00	0.00	0.00	0.00	0.00
	Subtotal	22,813.55	13,416.55	1,955.00	7,442.00	0.00	0.00	0.00	0.00	364.00	22,449.55
<b>METROMEX CONTRACTORS, INC.</b>											
LABORER	Journey	61.00	0.00	19.00	42.00	0.00	0.00	0.00	0.00	9.50	51.50
	Apprentice	0.00	0.00	0.00	0.00	0.00	0.00	0.00	0.00	0.00	0.00
	A/J Ratio	0.00	0.00	0.00	0.00	0.00	0.00	0.00	0.00	0.00	0.00
	New Hire	0.00	0.00	0.00	0.00	0.00	0.00	0.00	0.00	0.00	0.00
	Subtotal	61.00	0.00	19.00	42.00	0.00	0.00	0.00	0.00	9.50	51.50



**Project Name:** 57353 - OMP Runway 9C-27C Bid Package 1, Spec 333636

**Project Code:** 57353

Construction Trade	Hours Worked										
	Craft Level	Total Employee	Caucasian	African American	Hispanic	Asian	Native American	Other	Not Specified	Total Female	Total Male
POWER EQUIPMENT OPERATOR	Journey	34.50	23.50	0.00	11.00	0.00	0.00	0.00	0.00	0.00	34.50
	Apprentice	0.00	0.00	0.00	0.00	0.00	0.00	0.00	0.00	0.00	0.00
	A/J Ratio	0.00	0.00	0.00	0.00	0.00	0.00	0.00	0.00	0.00	0.00
	New Hire	0.00	0.00	0.00	0.00	0.00	0.00	0.00	0.00	0.00	0.00
	Subtotal	34.50	23.50	0.00	11.00	0.00	0.00	0.00	0.00	0.00	34.50
TRUCK DRIVER	Journey	13.00	0.00	0.00	13.00	0.00	0.00	0.00	0.00	0.00	13.00
	Apprentice	0.00	0.00	0.00	0.00	0.00	0.00	0.00	0.00	0.00	0.00
	A/J Ratio	0.00	0.00	0.00	0.00	0.00	0.00	0.00	0.00	0.00	0.00
	New Hire	0.00	0.00	0.00	0.00	0.00	0.00	0.00	0.00	0.00	0.00
	Subtotal	13.00	0.00	0.00	13.00	0.00	0.00	0.00	0.00	0.00	13.00
Total for Contractor	Journey	108.50	23.50	19.00	66.00	0.00	0.00	0.00	0.00	9.50	99.00
	Apprentice	0.00	0.00	0.00	0.00	0.00	0.00	0.00	0.00	0.00	0.00
	A/J Ratio	0.00	0.00	0.00	0.00	0.00	0.00	0.00	0.00	0.00	0.00
	New Hire	0.00	0.00	0.00	0.00	0.00	0.00	0.00	0.00	0.00	0.00
	Subtotal	108.50	23.50	19.00	66.00	0.00	0.00	0.00	0.00	9.50	99.00
<b>MIDWEST FENCE CORPORATION</b>											
IRONWORKER	Journey	164.25	39.50	0.00	124.75	0.00	0.00	0.00	0.00	0.00	164.25
	Apprentice	0.00	0.00	0.00	0.00	0.00	0.00	0.00	0.00	0.00	0.00
	A/J Ratio	0.00	0.00	0.00	0.00	0.00	0.00	0.00	0.00	0.00	0.00
	New Hire	0.00	0.00	0.00	0.00	0.00	0.00	0.00	0.00	0.00	0.00
	Subtotal	164.25	39.50	0.00	124.75	0.00	0.00	0.00	0.00	0.00	164.25
Ironworker Fence Erector Apprentice	Journey	0.00	0.00	0.00	0.00	0.00	0.00	0.00	0.00	0.00	0.00
	Apprentice	53.75	0.00	0.00	53.75	0.00	0.00	0.00	0.00	0.00	53.75
	A/J Ratio	0.00	0.00	0.00	0.00	0.00	0.00	0.00	0.00	0.00	0.00
	New Hire	0.00	0.00	0.00	0.00	0.00	0.00	0.00	0.00	0.00	0.00
	Subtotal	53.75	0.00	0.00	53.75	0.00	0.00	0.00	0.00	0.00	53.75

**Project Name:** 57353 - OMP Runway 9C-27C Bid Package 1, Spec 333636

**Project Code:** 57353

Construction Trade	Hours Worked										
	Craft Level	Total Employee	Caucasian	African American	Hispanic	Asian	Native American	Other	Not Specified	Total Female	Total Male

Total for Contractor	Journey	164.25	39.50	0.00	124.75	0.00	0.00	0.00	0.00	0.00	164.25
	Apprentice	53.75	0.00	0.00	53.75	0.00	0.00	0.00	0.00	0.00	53.75
	A/J Ratio	0.33	0.00	0.00	0.43	0.00	0.00	0.00	0.00	0.00	0.33
	New Hire	0.00	0.00	0.00	0.00	0.00	0.00	0.00	0.00	0.00	0.00
	Subtotal	218.00	39.50	0.00	178.50	0.00	0.00	0.00	0.00	0.00	218.00

**MixOnSite USA, Inc.**

LABORER	Journey	8.00	0.00	0.00	8.00	0.00	0.00	0.00	0.00	0.00	8.00
	Apprentice	0.00	0.00	0.00	0.00	0.00	0.00	0.00	0.00	0.00	0.00
	A/J Ratio	0.00	0.00	0.00	0.00	0.00	0.00	0.00	0.00	0.00	0.00
	New Hire	0.00	0.00	0.00	0.00	0.00	0.00	0.00	0.00	0.00	0.00
	Subtotal	8.00	0.00	0.00	8.00	0.00	0.00	0.00	0.00	0.00	8.00

POWER EQUIPMENT OPERATOR	Journey	8.00	8.00	0.00	0.00	0.00	0.00	0.00	0.00	0.00	8.00
	Apprentice	0.00	0.00	0.00	0.00	0.00	0.00	0.00	0.00	0.00	0.00
	A/J Ratio	0.00	0.00	0.00	0.00	0.00	0.00	0.00	0.00	0.00	0.00
	New Hire	0.00	0.00	0.00	0.00	0.00	0.00	0.00	0.00	0.00	0.00
	Subtotal	8.00	8.00	0.00	0.00	0.00	0.00	0.00	0.00	0.00	8.00

Total for Contractor	Journey	16.00	8.00	0.00	8.00	0.00	0.00	0.00	0.00	0.00	16.00
	Apprentice	0.00	0.00	0.00	0.00	0.00	0.00	0.00	0.00	0.00	0.00
	A/J Ratio	0.00	0.00	0.00	0.00	0.00	0.00	0.00	0.00	0.00	0.00
	New Hire	0.00	0.00	0.00	0.00	0.00	0.00	0.00	0.00	0.00	0.00
	Subtotal	16.00	8.00	0.00	8.00	0.00	0.00	0.00	0.00	0.00	16.00

**Mt. Carmel Stabilization Group**

LABORER	Journey	63.50	63.50	0.00	0.00	0.00	0.00	0.00	0.00	0.00	63.50
	Apprentice	0.00	0.00	0.00	0.00	0.00	0.00	0.00	0.00	0.00	0.00
	A/J Ratio	0.00	0.00	0.00	0.00	0.00	0.00	0.00	0.00	0.00	0.00
	New Hire	0.00	0.00	0.00	0.00	0.00	0.00	0.00	0.00	0.00	0.00
	Subtotal	63.50	63.50	0.00	0.00	0.00	0.00	0.00	0.00	0.00	63.50

**Project Name:** 57353 - OMP Runway 9C-27C Bid Package 1, Spec 333636

**Project Code:** 57353

Construction Trade	Hours Worked										
	Craft Level	Total Employee	Caucasian	African American	Hispanic	Asian	Native American	Other	Not Specified	Total Female	Total Male
POWER EQUIPMENT OPERATOR	Journey	488.00	488.00	0.00	0.00	0.00	0.00	0.00	0.00	0.00	488.00
	Apprentice	0.00	0.00	0.00	0.00	0.00	0.00	0.00	0.00	0.00	0.00
	A/J Ratio	0.00	0.00	0.00	0.00	0.00	0.00	0.00	0.00	0.00	0.00
	New Hire	0.00	0.00	0.00	0.00	0.00	0.00	0.00	0.00	0.00	0.00
	Subtotal	488.00	488.00	0.00	0.00	0.00	0.00	0.00	0.00	0.00	488.00
TRUCK DRIVER	Journey	655.00	655.00	0.00	0.00	0.00	0.00	0.00	0.00	47.50	607.50
	Apprentice	0.00	0.00	0.00	0.00	0.00	0.00	0.00	0.00	0.00	0.00
	A/J Ratio	0.00	0.00	0.00	0.00	0.00	0.00	0.00	0.00	0.00	0.00
	New Hire	0.00	0.00	0.00	0.00	0.00	0.00	0.00	0.00	0.00	0.00
	Subtotal	655.00	655.00	0.00	0.00	0.00	0.00	0.00	0.00	47.50	607.50
Total for Contractor	Journey	1,206.50	1,206.50	0.00	0.00	0.00	0.00	0.00	0.00	47.50	1,159.00
	Apprentice	0.00	0.00	0.00	0.00	0.00	0.00	0.00	0.00	0.00	0.00
	A/J Ratio	0.00	0.00	0.00	0.00	0.00	0.00	0.00	0.00	0.00	0.00
	New Hire	0.00	0.00	0.00	0.00	0.00	0.00	0.00	0.00	0.00	0.00
	Subtotal	1,206.50	1,206.50	0.00	0.00	0.00	0.00	0.00	0.00	47.50	1,159.00
<b>NORTHWEST GENERAL CONTRACTORS, INC.</b>											
LABORER	Journey	7,107.25	2,954.00	0.00	4,153.25	0.00	0.00	0.00	0.00	0.00	7,107.25
	Apprentice	0.00	0.00	0.00	0.00	0.00	0.00	0.00	0.00	0.00	0.00
	A/J Ratio	0.00	0.00	0.00	0.00	0.00	0.00	0.00	0.00	0.00	0.00
	New Hire	0.00	0.00	0.00	0.00	0.00	0.00	0.00	0.00	0.00	0.00
	Subtotal	7,107.25	2,954.00	0.00	4,153.25	0.00	0.00	0.00	0.00	0.00	7,107.25
POWER EQUIPMENT OPERATOR	Journey	4,453.50	2,903.00	600.50	950.00	0.00	0.00	0.00	0.00	0.00	4,453.50
	Apprentice	0.00	0.00	0.00	0.00	0.00	0.00	0.00	0.00	0.00	0.00
	A/J Ratio	0.00	0.00	0.00	0.00	0.00	0.00	0.00	0.00	0.00	0.00
	New Hire	0.00	0.00	0.00	0.00	0.00	0.00	0.00	0.00	0.00	0.00
	Subtotal	4,453.50	2,903.00	600.50	950.00	0.00	0.00	0.00	0.00	0.00	4,453.50

**Project Name:** 57353 - OMP Runway 9C-27C Bid Package 1, Spec 333636

**Project Code:** 57353

Construction Trade	Hours Worked										
	Craft Level	Total Employee	Caucasian	African American	Hispanic	Asian	Native American	Other	Not Specified	Total Female	Total Male

Total for Contractor	Journey	11,560.75	5,857.00	600.50	5,103.25	0.00	0.00	0.00	0.00	0.00	11,560.75
	Apprentice	0.00	0.00	0.00	0.00	0.00	0.00	0.00	0.00	0.00	0.00
	A/J Ratio	0.00	0.00	0.00	0.00	0.00	0.00	0.00	0.00	0.00	0.00
	New Hire	0.00	0.00	0.00	0.00	0.00	0.00	0.00	0.00	0.00	0.00
	Subtotal	11,560.75	5,857.00	600.50	5,103.25	0.00	0.00	0.00	0.00	0.00	11,560.75

**Preform Traffic Control Systems Ltd**

PAINTER	Journey	28.50	18.00	0.00	10.50	0.00	0.00	0.00	0.00	0.00	28.50
	Apprentice	0.00	0.00	0.00	0.00	0.00	0.00	0.00	0.00	0.00	0.00
	A/J Ratio	0.00	0.00	0.00	0.00	0.00	0.00	0.00	0.00	0.00	0.00
	New Hire	0.00	0.00	0.00	0.00	0.00	0.00	0.00	0.00	0.00	0.00
	Subtotal	28.50	18.00	0.00	10.50	0.00	0.00	0.00	0.00	0.00	28.50

PAINTER APPRENTICE	Journey	0.00	0.00	0.00	0.00	0.00	0.00	0.00	0.00	0.00	0.00
	Apprentice	20.00	11.50	0.00	0.00	0.00	0.00	8.50	0.00	0.00	20.00
	A/J Ratio	0.00	0.00	0.00	0.00	0.00	0.00	0.00	0.00	0.00	0.00
	New Hire	0.00	0.00	0.00	0.00	0.00	0.00	0.00	0.00	0.00	0.00
	Subtotal	20.00	11.50	0.00	0.00	0.00	0.00	8.50	0.00	0.00	20.00

Total for Contractor	Journey	28.50	18.00	0.00	10.50	0.00	0.00	0.00	0.00	0.00	28.50
	Apprentice	20.00	11.50	0.00	0.00	0.00	0.00	8.50	0.00	0.00	20.00
	A/J Ratio	0.70	0.64	0.00	0.00	0.00	0.00	0.00	0.00	0.00	0.70
	New Hire	0.00	0.00	0.00	0.00	0.00	0.00	0.00	0.00	0.00	0.00
	Subtotal	48.50	29.50	0.00	10.50	0.00	0.00	8.50	0.00	0.00	48.50

**Quality Saw & Seal**

LABORER	Journey	188.00	163.00	10.00	15.00	0.00	0.00	0.00	0.00	0.00	188.00
	Apprentice	0.00	0.00	0.00	0.00	0.00	0.00	0.00	0.00	0.00	0.00
	A/J Ratio	0.00	0.00	0.00	0.00	0.00	0.00	0.00	0.00	0.00	0.00
	New Hire	0.00	0.00	0.00	0.00	0.00	0.00	0.00	0.00	0.00	0.00
	Subtotal	188.00	163.00	10.00	15.00	0.00	0.00	0.00	0.00	0.00	188.00

**Project Name:** 57353 - OMP Runway 9C-27C Bid Package 1, Spec 333636

**Project Code:** 57353

Construction Trade	Hours Worked										
	Craft Level	Total Employee	Caucasian	African American	Hispanic	Asian	Native American	Other	Not Specified	Total Female	Total Male

Total for Contractor	Journey	188.00	163.00	10.00	15.00	0.00	0.00	0.00	0.00	0.00	188.00
	Apprentice	0.00	0.00	0.00	0.00	0.00	0.00	0.00	0.00	0.00	0.00
	A/J Ratio	0.00	0.00	0.00	0.00	0.00	0.00	0.00	0.00	0.00	0.00
	New Hire	0.00	0.00	0.00	0.00	0.00	0.00	0.00	0.00	0.00	0.00
	Subtotal	188.00	163.00	10.00	15.00	0.00	0.00	0.00	0.00	0.00	188.00

**Tough Cut Concrete Services, Inc.**

Apprentice Laborer	Journey	0.00	0.00	0.00	0.00	0.00	0.00	0.00	0.00	0.00	0.00
	Apprentice	381.50	0.00	0.00	381.50	0.00	0.00	0.00	0.00	0.00	381.50
	A/J Ratio	0.00	0.00	0.00	0.00	0.00	0.00	0.00	0.00	0.00	0.00
	New Hire	0.00	0.00	0.00	0.00	0.00	0.00	0.00	0.00	0.00	0.00
	Subtotal	381.50	0.00	0.00	381.50	0.00	0.00	0.00	0.00	0.00	381.50

LABORER	Journey	74.50	46.00	0.00	28.50	0.00	0.00	0.00	0.00	0.00	74.50
	Apprentice	0.00	0.00	0.00	0.00	0.00	0.00	0.00	0.00	0.00	0.00
	A/J Ratio	0.00	0.00	0.00	0.00	0.00	0.00	0.00	0.00	0.00	0.00
	New Hire	0.00	0.00	0.00	0.00	0.00	0.00	0.00	0.00	0.00	0.00
	Subtotal	74.50	46.00	0.00	28.50	0.00	0.00	0.00	0.00	0.00	74.50

POWER EQUIPMENT OPERATOR	Journey	1,382.58	956.58	0.00	426.00	0.00	0.00	0.00	0.00	0.00	1,382.58
	Apprentice	0.00	0.00	0.00	0.00	0.00	0.00	0.00	0.00	0.00	0.00
	A/J Ratio	0.00	0.00	0.00	0.00	0.00	0.00	0.00	0.00	0.00	0.00
	New Hire	0.00	0.00	0.00	0.00	0.00	0.00	0.00	0.00	0.00	0.00
	Subtotal	1,382.58	956.58	0.00	426.00	0.00	0.00	0.00	0.00	0.00	1,382.58

Total for Contractor	Journey	1,457.08	1,002.58	0.00	454.50	0.00	0.00	0.00	0.00	0.00	1,457.08
	Apprentice	381.50	0.00	0.00	381.50	0.00	0.00	0.00	0.00	0.00	381.50
	A/J Ratio	0.26	0.00	0.00	0.84	0.00	0.00	0.00	0.00	0.00	0.26
	New Hire	0.00	0.00	0.00	0.00	0.00	0.00	0.00	0.00	0.00	0.00
	Subtotal	1,838.58	1,002.58	0.00	836.00	0.00	0.00	0.00	0.00	0.00	1,838.58

**Traffic Control & Protection, Inc.**

**Project Name:** 57353 - OMP Runway 9C-27C Bid Package 1, Spec 333636

**Project Code:** 57353

Construction Trade	Hours Worked										
	Craft Level	Total Employee	Caucasian	African American	Hispanic	Asian	Native American	Other	Not Specified	Total Female	Total Male
TRUCK DRIVER	Journey	50.50	43.00	0.50	7.00	0.00	0.00	0.00	0.00	0.00	50.50
	Apprentice	0.00	0.00	0.00	0.00	0.00	0.00	0.00	0.00	0.00	0.00
	A/J Ratio	0.00	0.00	0.00	0.00	0.00	0.00	0.00	0.00	0.00	0.00
	New Hire	0.00	0.00	0.00	0.00	0.00	0.00	0.00	0.00	0.00	0.00
	Subtotal	50.50	43.00	0.50	7.00	0.00	0.00	0.00	0.00	0.00	50.50
Total for Contractor	Journey	50.50	43.00	0.50	7.00	0.00	0.00	0.00	0.00	0.00	50.50
	Apprentice	0.00	0.00	0.00	0.00	0.00	0.00	0.00	0.00	0.00	0.00
	A/J Ratio	0.00	0.00	0.00	0.00	0.00	0.00	0.00	0.00	0.00	0.00
	New Hire	0.00	0.00	0.00	0.00	0.00	0.00	0.00	0.00	0.00	0.00
	Subtotal	50.50	43.00	0.50	7.00	0.00	0.00	0.00	0.00	0.00	50.50

**Truck King Hauling Contractors, Inc.**

TRUCK DRIVER	Journey	540.50	0.00	0.00	540.50	0.00	0.00	0.00	0.00	0.00	540.50
	Apprentice	0.00	0.00	0.00	0.00	0.00	0.00	0.00	0.00	0.00	0.00
	A/J Ratio	0.00	0.00	0.00	0.00	0.00	0.00	0.00	0.00	0.00	0.00
	New Hire	0.00	0.00	0.00	0.00	0.00	0.00	0.00	0.00	0.00	0.00
	Subtotal	540.50	0.00	0.00	540.50	0.00	0.00	0.00	0.00	0.00	540.50
Total for Contractor	Journey	540.50	0.00	0.00	540.50	0.00	0.00	0.00	0.00	0.00	540.50
	Apprentice	0.00	0.00	0.00	0.00	0.00	0.00	0.00	0.00	0.00	0.00
	A/J Ratio	0.00	0.00	0.00	0.00	0.00	0.00	0.00	0.00	0.00	0.00
	New Hire	0.00	0.00	0.00	0.00	0.00	0.00	0.00	0.00	0.00	0.00
	Subtotal	540.50	0.00	0.00	540.50	0.00	0.00	0.00	0.00	0.00	540.50

Total Journey Hours	68,939.63	43,074.88	2,976.50	22,752.75	0.00	135.50	0.00	0.00	2,482.25	66,457.38
Total Apprentice Hours	4,956.75	2,135.50	1,314.50	1,498.25	0.00	0.00	8.50	0.00	583.00	4,373.75
Total New Hire Hours	0.00	0.00	0.00	0.00	0.00	0.00	0.00	0.00	0.00	0.00
Grand Total Hours	73,896.38	45,210.38	4,291.00	24,251.00	0.00	135.50	8.50	0.00	3,065.25	70,831.13

End of data for project: 57353 - OMP Runway 9C-27C Bid Package 1, Spec 333636



CHICAGO DEPARTMENT OF AVIATION  
CITY OF CHICAGO

**MEMORANDUM**

**To:** The Honorable Carrie M. Austin  
Chairman, Committee on the Budget and Government Operations

**From:** Ginger S. Evans  
Commissioner  
Chicago Department of Aviation

**CC:** Deanne Millison  
Mayor's Office of Legislative Counsel and Government Affairs

**Date:** November 1, 2017

**Re:** Request for Information from Annual Appropriation Committee Hearing

**ID#:** 85-24

---

The following information is in response to questions posed at our department's hearing on October 30, 2017 to discuss the proposed 2018 budget.

Alderman D. Moore asked: how much Qualification Based Selection (QBS) money is out there now, who are those companies receiving it, and what has been paid out to date.

Please see the attached summary of all active QBS (RFQ) CDA contracts.

As always, please let me know if you have any further questions.



**City of Chicago**  
**Department of Aviation**  
**Summary of All Active Contracts - RFQ/QBS**  
**(Contracts Greater Than \$9,999 - By Contract Type)**

Printed: 11/2/2017 7:06:26PM

Vendor Name	PO #	Description	PO Type	Contract Type	Start Date	Original End Date	Current End Date	Last Possible End Date	Original Award Amt.	Current Award Amt.	Expended Amt.	Procurement Type
A. EPSTEIN & SONS INTL, INC	26637 26637	Professional Task Order Services: Group B) Airport Engineering (Non-Federal)	BLANKET	PRO SERV-AVIATION	09/12/2012	09/11/2017	10/11/2023	10/11/2023	\$8,000,000	\$8,000,000	\$3,732,005	RFQ
A. EPSTEIN & SONS INTL, INC	26648 26648	Professional Task Order Services: Group A) Facilities Architecture And Engineering (Non-Federal)	BLANKET	PRO SERV-AVIATION	09/01/2012	08/31/2017	03/31/2020	03/31/2020	\$8,000,000	\$8,000,000		RFQ
AECOM USA INC	20074 20074	Quality Assurance & Material Testing "Qamt" Services - Reassignment From Po 11478	BLANKET	ARCH/ENGINEERING-AVIATION	04/01/2006	03/31/2011	03/31/2018	03/31/2018	\$25,000,000	\$49,100,000	\$31,912,056	RFQ
AUSTIN POWER PARTNERS	28603 28603	Construction Management At-Risk Services For Joint-Use Consolidated Rental Car/Parking Facility And Ats Extension Fixed Facilities At O'Hare International Airport	BLANKET	PRO SERV-AVIATION	10/09/2013	10/08/2018	10/08/2018	10/08/2018	\$3,160,121	\$405,541,122	\$303,322,917	RFQ
BURNS AND MCDONNELL ENGINEERING CO. INC.	26649 26649	Professional Task Order Services: Group A) Facilities Architecture And Engineering (Non-Federal)	BLANKET	PRO SERV-AVIATION	08/02/2013	08/01/2018	08/01/2018	08/01/2018	\$8,000,000	\$8,000,000	\$848,146	RFQ
CARE PLUS LLC	22875 22875	Owners Representation Construction Management Consulting Services For The Ohare And Midway Capital Improvement Programs	BLANKET	PRO SERV-AVIATION	01/01/2011	04/30/2016	04/30/2018	04/30/2018	\$100,000,000	\$130,000,000	\$109,801,188	RFQ
CHICAGO AVIATION RUNWAY DESIGN	19907 19907	Lead Engineering Design Services Runway 9r-27l Extension - O'Hare, Omp - Spec# 66935	BLANKET	PRO SERV-AVIATION	05/01/2009		12/31/2021	12/31/2021	\$12,945,000	\$13,017,447	\$6,586,581	RFQ
CMC PARTNERS JOINT	54698											





**City of Chicago**  
**Department of Aviation**  
**Summary of All Active Contracts - RFQ/QBS**  
**(Contracts Greater Than \$9,999 - By Contract Type)**

Printed: 11/2/2017 7:06:26PM

Vendor Name	PO #	Description	PO Type	Contract Type	Start Date	Original End Date	Current End Date	Last Possible End Date	Original Award Amt.	Current Award Amt.	Expended Amt.	Procurement Type
	54698	Program Management/Construction Management Services For The Airport Residential Sound Insulation Program (Spec #131721)	BLANKET	PRO SERV-AVIATION	05/30/2017	05/29/2022	05/29/2022		\$25,000,000	\$25,000,000	\$	RFQ
DMJM AVIATION PARTNERS	5432 5432	Program Management Services For Chicago Airport System	BLANKET	PRO SERV CONSULTING \$250,000orABOVE	02/01/2004	01/31/2009	12/31/2017	12/31/2017	\$32,000,000	\$92,500,000	\$89,895,839	RFQ
EXP U.S. SERVICES INC.	26624 26624	Professional Task Order Services: Group B) Airport Engineering (Non-Federal)	BLANKET	PRO SERV-AVIATION	10/12/2012	10/11/2017	06/11/2021	06/11/2021	\$8,000,000	\$8,000,000	\$2,978,034	RFQ
EXP U.S. SERVICES INC.	26641 26641	Professional Task Order Services: Group B) Airport Engineering (Federally Funded)	BLANKET	PRO SERV-AVIATION	12/04/2012	12/03/2017	12/03/2017	12/03/2017	\$8,000,000	\$8,000,000	\$1,589,461	RFQ
GLOBETROTTERS ENGINEERING CORP	20952 20952	Target Market Architectural Design For Omp Completion Phase	BLANKET	ARCH/ENGINEERING-AVIATION	12/23/2009	11/29/2014	11/29/2018	11/29/2018	\$5,000,000	\$5,000,000	\$1,257,758	RFQ
HNTB CORPORATION	19847 19847	Lead Engineering Design Services, Runway 9c-27c - Omp, Spec# 66935, Req# 42723	BLANKET	PRO SERV-AVIATION	05/01/2009		12/31/2021	12/31/2021	\$27,832,000	\$27,975,492	\$22,327,153	RFQ
JACOBS ENGINEERING GROUP INC	26633 26633	Professional Task Order Services: Group B) Airport Engineering (Non-Federal)	BLANKET	PRO SERV-AVIATION	10/24/2012	10/23/2017	12/31/2019	12/31/2019	\$8,000,000	\$14,800,000	\$8,577,638	RFQ
JACOBS ENGINEERING GROUP INC	26638 26638	Professional Task Order Services: Group B) Airport Engineering (Federally Funded)	BLANKET	PRO SERV-AVIATION	11/27/2012	11/26/2017	11/26/2017	11/26/2017	\$8,000,000	\$8,000,000	\$1,034,552	RFQ
KIMLEY-HORN AND	26636											



**City of Chicago**  
**Department of Aviation**  
**Summary of All Active Contracts - RFQ/QBS**  
**(Contracts Greater Than \$9,999 - By Contract Type)**

Printed: 11/2/2017 7:06:26PM

Vendor Name	PO #	Description	PO Type	Contract Type	Start Date	Original End Date	Current End Date	Last Possible End Date	Original Award Amt.	Current Award Amt.	Expended Amt.	Procurement Type
ASSOCIATES INC	26636	Professional Task Order Services: Group B) Airport Engineering (Non-Federal)	BLANKET	PRO SERV-AVIATION	10/12/2012	10/11/2017	08/11/2019	08/11/2019	\$8,000,000	\$8,000,000	\$439,019	RFQ
KIMLEY-HORN AND ASSOCIATES INC	52588 52588	Professional Design Services For The Development Of A Centralized Deicing Facility And Crossfield Taxiway System	BLANKET	ARCH/ENGINEERING-AVIATION	01/20/2017	01/19/2022	01/19/2022		\$1,513,220	\$1,513,220	\$	RFQ
LANDRUM & BROWN INC	30271 30271	Airport Noise Management Services (Spec #113778)	BLANKET	PRO SERV-AVIATION	09/08/2014	09/07/2019	09/07/2019	09/07/2019	\$11,000,000	\$11,000,000	\$3,638,430	RFQ
MULLER & MULLER, LTD.	26645 26645	Professional Task Order Services: Group A) Facilities Architecture And Engineering (Non-Federal)	BLANKET	PRO SERV-AVIATION	09/01/2012	08/31/2017	10/31/2020	10/31/2020	\$8,000,000	\$8,000,000	\$4,024,695	RFQ
MULLER & MULLER, LTD.	26651 26651	Professional Task Order Services: Group A) Facilities Architecture And Engineering (Federally Funded)	BLANKET	PRO SERV-AVIATION	11/27/2012	11/26/2017	06/26/2022	06/26/2022	\$8,000,000	\$11,731,793	\$2,075,738	RFQ
NOISE REDUCTION CONSULTANTS LLC	26572 26572	Federally Funded Architectural And Engineering Services For The Residential Sound Insulation Program	BLANKET	PRO SERV-AVIATION	11/05/2012	11/04/2017	11/04/2017	11/04/2017	\$5,000,000	\$5,000,000	\$	RFQ
O'HARE AIRFIELD ENGINEERS	9977 9977	Lead Engineering Services,Omp Runway 10c-28r	BLANKET	ARCH/ENGINEERING-AVIATION	10/28/2005	10/29/2010	12/31/2018		\$30,917,848	\$39,713,050	\$37,042,448	RFQ
O'HARE RUNWAY DESIGNERS, LLC	19852 19852	Lead Engineering Design Services Runway 10r-28l - Omp, Spec# 66935, Req# 42654	BLANKET	PRO SERV-AVIATION	05/01/2009		12/31/2019	12/31/2019	\$15,000,000	\$18,861,246	\$18,536,387	RFQ
PATRICK ENGINEERING INC	26642 26642	Professional Task Order Services: Group B) Airport Engineering (Federally Funded)	BLANKET	PRO SERV-AVIATION	11/20/2012	11/19/2017	07/19/2018	07/19/2018	\$8,000,000	\$8,000,000	\$502,906	RFQ
RADA ARCHITECTS, LTD.	26568 26568	Federally Funded Architectural	BLANKET	PRO SERV-AVIATION	09/14/2012	09/13/2017	03/13/2018	03/30/2018	\$5,000,000	\$5,000,000	\$4,075,897	RFQ



**City of Chicago**  
**Department of Aviation**  
**Summary of All Active Contracts - RFQ/QBS**  
**(Contracts Greater Than \$9,999 - By Contract Type)**

Printed: 11/2/2017 7:06:26PM

Vendor Name	PO #	Description	PO Type	Contract Type	Start Date	Original End Date	Current End Date	Last Possible End Date	Original Award Amt.	Current Award Amt.	Expended Amt.	Procurement Type
		And Engineering Services For The Residential Sound Insulation Program										
REYNOLDS SMITH & HILLS INC	26650											
	26650	Professional Task Order Services: Group A) Facilities Architecture And Engineering (Federally Funded)	BLANKET	PRO SERV-AVIATION	11/19/2012	11/18/2017	11/18/2017	11/18/2017	\$8,000,000	\$8,000,000	\$347,606	RFQ
ROSS BARNEY ARCHITECTS	26647											
	26647	Professional Task Order Services: Group A) Facilities Architecture And Engineering (Non-Federal)	BLANKET	PRO SERV-AVIATION	11/16/2012	11/15/2017	03/15/2019	03/15/2019	\$8,000,000	\$8,000,000	\$191,479	RFQ
ROSS BARNEY ARCHITECTS	26653											
	26653	Professional Task Order Services: Group A) Facilities Architecture And Engineering (Federally Funded)	BLANKET	PRO SERV-AVIATION	12/11/2012	12/10/2017	12/10/2017	12/10/2017	\$8,000,000	\$8,000,000	\$	RFQ
RUBINOS & MESIA ENGINEERS INC.	26634											
	26634	Professional Task Order Services: Group B) Airport Engineering (Non-Federal)	BLANKET	PRO SERV-AVIATION	10/24/2012	10/23/2017	10/23/2023	10/23/2023	\$8,000,000	\$8,000,000	\$3,798,230	RFQ
RUBINOS & MESIA ENGINEERS INC.	26639											
	26639	Professional Task Order Services:	BLANKET	PRO SERV-AVIATION	11/20/2012	11/19/2017	10/19/2023	10/19/2023	\$8,000,000	\$8,000,000	\$122,196	RFQ
SOLOMON CORDWELL BUENZ & ASSOC	26646											
	26646	Professional Task Order Services: Group A) Facilities Architecture And Engineering (Non-Federal)	BLANKET	PRO SERV-AVIATION	10/02/2012	10/01/2017	04/01/2018	04/01/2018	\$8,000,000	\$8,000,000	\$470,485	RFQ
SOLOMON CORDWELL BUENZ & ASSOC	26652											
	26652	Professional Task Order Services: Group A) Facilities Architecture And Engineering (Federally Funded)	BLANKET	PRO SERV-AVIATION	12/11/2012	12/10/2017	12/10/2017	12/10/2017	\$8,000,000	\$8,000,000	\$347,127	RFQ
TRANSYSTEMS	24532											
	24532	New Economy Parking Structure	BLANKET	PRO SERV-AVIATION	09/07/2011	12/31/2015	12/31/2019	12/31/2019	\$7,112,500	\$28,770,637	\$27,784,115	RFQ
	18654	Surface Transportation Planning Studies (Categories 1 Through 4)	BLANKET	ARCH/ENGINEERING	03/01/2009	03/01/2014	03/01/2018		\$4,000,000	\$4,000,000	\$1,520,716	RFQ
WSP USA INC.	30370											
	30370	Construction Management	BLANKET	PRO SERV-AVIATION	06/01/2005	05/31/2014	05/31/2018		\$140,000,000	\$173,000,000	\$31,802,348	RFQ



**City of Chicago**  
**Department of Aviation**  
**Summary of All Active Contracts - RFQ/QBS**  
**(Contracts Greater Than \$9,999 - By Contract Type**

Printed: 11/2/2017 7:06:26PM

Vendor Name	PO #	Description	PO Type	Contract Type	Start Date	Original End Date	Current End Date	Last Possible End Date	Original Award Amt.	Current Award Amt.	Expended Amt.	Procurement Type
		Services For The O'Hare Modernization Program ( Previously Po # 9613)										

C:\Windows\TEMP\Active Contracts greater than \$9,999 - Extended Detail - Current Amount Grouped by Vendor



CHICAGO DEPARTMENT OF AVIATION  
CITY OF CHICAGO

**MEMORANDUM**

**To:** The Honorable Carrie M. Austin  
Chairman, Committee on the Budget and Government Operations

**From:** Ginger S. Evans  
Commissioner  
Chicago Department of Aviation

**CC:** Deanne Millison  
Mayor's Office of Legislative Counsel and Government Affairs

**Date:** November 1, 2017

**Re:** Request for Information from Annual Appropriation Committee Hearing

**ID#:** 85-26

---

The following information is in response to questions posed at our department's hearing on October 30, 2017 to discuss the proposed 2018 budget.

Alderman Arena asked for a contact regarding his efforts with concessions now that Tiffany Greene is no longer with CDA.

Juan Manzano is in charge of concessions and will be happy to work with you. He has already contacted Alderman Arena and a meeting has been arranged.

As always, please let me know if you have any further questions.



CHICAGO DEPARTMENT OF AVIATION  
CITY OF CHICAGO

**MEMORANDUM**

**To:** The Honorable Carrie M. Austin  
Chairman, Committee on the Budget and Government Operations

**From:** Ginger S. Evans  
Commissioner  
Chicago Department of Aviation

**CC:** Deanne Millison  
Mayor's Office of Legislative Counsel and Government Affairs

**Date:** November 1, 2017

**Re:** Request for Information from Annual Appropriation Committee Hearing

**ID#:** 85-27

---

The following information is in response to questions posed at our department's hearing on October 30, 2017 to discuss the proposed 2018 budget.

Alderman Villegas asked how many CDA positions are in the trades and which trades.

As of September 30, there are 267 employees in trades. The breakdown is listed below:

<b>Trades Title</b>	<b>No. of Employees</b>
OPERATING ENGINEER-GROUP C	51
OPERATING ENGINEER-GROUP A	32
ASST CHIEF OPERATING ENGINEER	8
CHIEF OPERATING ENGINEER	1
STEAMFITTER	9
FOREMAN OF STEAMFITTERS	1
STATIONARY FIREMAN	5
SIGN PAINTER	3
ELECTRICAL MECHANIC	77
FOREMAN OF ELECTRICAL MECHANICS	11
GENERAL FOREMAN OF ELECTRICAL MECHANICS	1
WINDOW WASHER	7
FOREMAN OF WINDOW WASHERS	1
MACHINIST	8
FOREMAN OF MACHINISTS	1
PAINTER	27
FOREMAN OF PAINTERS	2
SHEET METAL WORKER	4
GENERAL FOREMAN OF SHEET METAL WORKERS	1
CARPENTER	16
FOREMAN OF CARPENTERS	1

As always, please let me know if you have any further questions.



CHICAGO DEPARTMENT OF AVIATION  
CITY OF CHICAGO

**MEMORANDUM**

**To:** The Honorable Carrie M. Austin  
Chairman, Committee on the Budget and Government Operations

**From:** Ginger S. Evans  
Commissioner  
Chicago Department of Aviation

**CC:** Deanne Millison  
Mayor's Office of Legislative Counsel and Government Affairs

**Date:** November 1, 2017

**Re:** Request for Information from Annual Appropriation Committee Hearing

**ID#:** 85-28 Airline Board Diversity

---

The following information is in response to questions posed at our department's hearing on October 30, 2017 to discuss the proposed 2018 budget.

Alderman King asked for the make-up of the boards of each of the 56 Airlines up for lease renewal (gender and diversity).

- The chart below depicts the board of directors composition (including total number of members, number of women members, number of minority members) of airlines comprising approximately 96% of departures at ORD and MDW in 2017. Airlines are listed by share of total ORD and MDW departures.
- Other airlines currently serving the airport which were not included in the analysis (comprising approximately 4% of departures in total) were either foreign-flag carriers or wholly-owned subsidiaries of companies that were included in the analysis (for example, Virgin America is now a wholly-owned subsidiary of Alaska Airlines)



<b>Airline</b>	<b>Total # of Board Members</b>	<b>Total # of Women Members</b>	<b>Total # of Minority Members</b>	<b>Publicly Held or Private</b>
<b>United</b>	<b>15</b>	<b>2</b>	<b>2</b>	<b>Public</b>
<b>American</b>	<b>13</b>	<b>2</b>	<b>3</b>	<b>Public</b>
<b>Southwest</b>	<b>11</b>	<b>3</b>	<b>1</b>	<b>Public</b>
<b>Delta</b>	<b>12</b>	<b>2</b>	<b>3</b>	<b>Public</b>
<b>Spirit</b>	<b>8</b>	<b>2</b>	<b>1</b>	<b>Public</b>
<b>Air Canada</b>	<b>11</b>	<b>3</b>	<b>0</b>	<b>Public</b>
<b>Frontier</b>	<b>4</b>	<b>0</b>	<b>0</b>	<b>Private</b>
<b>Air Choice One</b>	<b>N/A</b>	<b>N/A</b>	<b>N/A</b>	<b>Private</b>
<b>JetBlue</b>	<b>10</b>	<b>2</b>	<b>0</b>	<b>Public</b>
<b>Alaska</b>	<b>10</b>	<b>4</b>	<b>3</b>	<b>Public</b>

*Notes: Information from airline websites or other third-party information sources such as Bloomberg. "Minority" classification uses definition from latest City of Chicago Regulations Governing Certification of Minority and Women - Owned Businesses.*

As always, please let me know if you have any further questions.



CHICAGO DEPARTMENT OF AVIATION  
CITY OF CHICAGO

**MEMORANDUM**

**To:** The Honorable Carrie M. Austin  
Chairman, Committee on the Budget and Government Operations

**From:** Ginger S. Evans  
Commissioner  
Chicago Department of Aviation

**CC:** Deanne Millison  
Mayor's Office of Legislative Counsel and Government Affairs

**Date:** November 1, 2017

**Re:** Request for Information from Annual Appropriation Committee Hearing

**ID#:** 85-29

---

The following information is in response to questions posed at our department's hearing on October 30, 2017 to discuss the proposed 2018 budget.

Alderman Dowell requested the total contract amount for the Target Market Contracts.

The total contract amount for the Target Market Multi-Discipline Engineering Services is \$175 million. The contract amount is based on awarding seven (7) agreements with a duration of five (5) years at an estimated \$5 million per year.

The total contract amount for the Target Market Construction Management Services is \$40 million. The contract amount is based on awarding four (4) agreements with a duration of five (5) years at an estimated \$2 million per year.

As always, please let me know if you have any further questions.



CHICAGO DEPARTMENT OF AVIATION  
CITY OF CHICAGO

**MEMORANDUM**

**To:** The Honorable Carrie M. Austin  
Chairman, Committee on the Budget and Government Operations

**From:** Ginger S. Evans  
Commissioner  
Chicago Department of Aviation

**CC:** Deanne Millison  
Mayor's Office of Legislative Counsel and Government Affairs

**Date:** November 1, 2017

**Re:** Request for Information from Annual Appropriation Committee Hearing

**ID#:** 85-30

---

The following information is in response to questions posed at our department's hearing on October 30, 2017 to discuss the proposed 2018 budget.

Alderman Austin asked for a list of the sole source contracts that are planned in 2018.

CDA is considering engaging an environmental consulting firm via sole source to work on the environmental review support for the O'Hare Environmental Impact Statement. For this contract, the CDA has prepared a contract scope and is currently seeking approval from the City's Non-Competitive Review Board (NCRB). The full request package for NCRB review is currently posted on the Department of Procurement Services website.

CDA may engage a firm with specialized expertise in construction project management via sole source to work on the ATS extension project; however, details regarding the scope of that engagement are under development and have not been finalized.

As always, please let me know if you have any further questions.



CHICAGO DEPARTMENT OF AVIATION  
CITY OF CHICAGO

**MEMORANDUM**

**To:** The Honorable Carrie M. Austin  
Chairman, Committee on the Budget and Government Operations

**From:** Ginger S. Evans  
Commissioner  
Chicago Department of Aviation

**CC:** Deanne Millison  
Mayor's Office of Legislative Counsel and Government Affairs

**Date:** November 1, 2017

**Re:** Request for Information from Annual Appropriation Committee Hearing

**ID#:** 85-31

---

The following information is in response to questions posed at our department's hearing on October 30, 2017 to discuss the proposed 2018 budget.

Alderman Hairston asked for details on the Women in Trades programs (reference to the \$50,000).

Chicago Women in Trades (CWIT) is a non-profit agency that provides hands-on skills training and job-search assistance for women in non-traditional occupations.

In 2017, CDA funded \$50,000, and DFSS funded \$86,400 towards CWIT to fund their women training program called Technical Opportunities Program (TOP).

The TOP program is a pre-apprenticeship program preparing women to compete for and succeed in construction trades apprenticeship programs and other related non-traditional jobs such as welders, carpenters, plumbers, pipefitters, electricians, bricklayers, painters, drywall finishers, iron workers, sheet metal workers and more.

Cost break-down per client:

Enrollments	\$1,728.00
Placements	\$3,702.86

Contact:

Jayne Vellinga

Chicago Women in Trades

2444 W. 16th St.

Chicago, IL 60608

312.942.1444 ext. 104

[jvellinga@cwit2.org](mailto:jvellinga@cwit2.org)

[www.chicagowomenintrades2.org](http://www.chicagowomenintrades2.org)

As always, please let me know if you have any further questions.



CHICAGO DEPARTMENT OF AVIATION  
CITY OF CHICAGO

**MEMORANDUM**

**To:** The Honorable Carrie M. Austin  
Chairman, Committee on the Budget and Government Operations

**From:** Ginger S. Evans  
Commissioner  
Chicago Department of Aviation

**CC:** Deanne Millison  
Mayor's Office of Legislative Counsel and Government Affairs

**Date:** November 1, 2017

**Re:** Request for Information from Annual Appropriation Committee Hearing

**ID#:** 85-32 Metra

---

The following information is in response to questions posed at our department's hearing on October 30, 2017 to discuss the proposed 2018 budget.

Alderman Hopkins asked for number of employees/passengers who use the Metra.

As of the fall 2016 (the most recently available data), the number of weekday boardings from the O'Hare Transfer station is approximate 120 passengers.

As always, please let me know if you have any further questions.



CHICAGO DEPARTMENT OF AVIATION  
CITY OF CHICAGO

**MEMORANDUM**

**To:** The Honorable Carrie M. Austin  
Chairman, Committee on the Budget and Government Operations

**From:** Ginger S. Evans  
Commissioner  
Chicago Department of Aviation

**CC:** Deanne Millison  
Mayor's Office of Legislative Counsel and Government Affairs

**Date:** November 1, 2017

**Re:** Request for Information from Annual Appropriation Committee Hearing

**ID#:** 85-33

---

The following information is in response to questions posed at our department's hearing on October 30, 2017 to discuss the proposed 2018 budget.

Alderman Villegas asked for MBE/WBE expenditure comparison between construction and professional services.

Please see the summary of contract payments split out by construction and non-construction below:

City of Chicago Department of Aviation  
**CDA & OMP MBE/WBE/SBE/DBE AND ETHNICITY CONTRACT PAYMENTS**  
 Construction and NonConstruction Contracts  
 Paid between: 10/1/2016 and 9/30/2017

<b>TOTAL CONTRACT PAYMENTS</b>		<b>\$773,083,411</b>
<b>CONSTRUCTION</b>	<b>CLASSIFICATION SUMMARY</b>	<b>NON CONSTRUCTION</b>
\$1,960,989	SBE CONTRACTS	\$0
\$73,337,483	M/WBE CONTRACTS	\$319,158,920
\$110,164,797	DBE CONTRACTS	\$268,461,222
<b>\$185,463,269</b>	<b>TOTAL</b>	<b>\$587,620,142</b>

Classification				
% of Amount Paid Construction	Construction Amount Paid	Classification Summary	Non Construction Amount Paid	% of Amount Paid Non Construction
46%	\$906,619	SBE	\$0	0%
28%	\$20,433,995	MBE	\$90,775,287	28%
4%	\$2,579,385	WBE	\$26,384,751	8%
23%	\$25,296,258	DBE	\$71,948,465	27%
27%	<b>\$49,216,258</b>	<b>MBE/WBE/SBE/DBE</b>	<b>\$189,108,503</b>	<b>32%</b>
73%	<b>\$136,247,012</b>	<b>NON MBE/WBE/SBE/DBE</b>	<b>\$398,511,639</b>	<b>68%</b>
<b>100%</b>	<b>\$185,463,269</b>	<b>TOTAL</b>	<b>\$587,620,142</b>	<b>100%</b>

SBE = Small Business Enterprise; M/WBE = Minority and Women owned Business Enterprise  
 DBE = Disadvantaged Business Enterprise

As always, please let me know if you have any further questions.





CHICAGO DEPARTMENT OF AVIATION  
CITY OF CHICAGO

**MEMORANDUM**

**To:** The Honorable Carrie M. Austin  
Chairman, Committee on the Budget and Government Operations

**From:** Ginger S. Evans  
Commissioner  
Chicago Department of Aviation

**CC:** Deanne Millison  
Mayor's Office of Legislative Counsel and Government Affairs

**Date:** November 1, 2017

**Re:** Request for Information from Annual Appropriation Committee Hearing

**ID#:** 85-34

---

The attached information is in response to questions posed at our department's hearing on October 30, 2017 to discuss the proposed 2018 budget.

Alderman Brookins asked for details regarding minority participation for Westfield Corporation

Please see the attached Westfield Corporation minority participation list for Terminal 5.

As always, please let me know if you have any further questions.

<b>O'Hare Concessionaires</b>				
International Terminal 5				
2016-2017				
Airport Disadvantaged Business Enterprise Program (ACDBE)				
<b>PRIME OPERATOR</b>	<b>ACDBE COMPANY NAME</b>	<b>STATUS</b>	<b>ACDBE Ownership %</b>	<b>ETHNICITY</b>
<b>Westfield Concessions Management</b>				
<b>INTERNATIONAL TERMINAL 5</b>				
<b>Food and Beverage</b>				
Areas RHHG	Robinson-Hill Hospitality Group	ACDBE	30%	AA
McDonald's	MYD Holdings	ACDBE	100%	H
Goddess & Grocer	Midway Restaurant Development	ACDBE	100%	A
Nuts on Clark	"Nuts on Clark Street" Union Station	ACDBE	100%	NMF
<b>Specialty Retail</b>				
Brookstone	Ralph G. Moore & Associates, Inc.	ACDBE	30%	AA
I Love Chicago Gallery	I Love Chicago, Inc.	ACDBE	100%	NMF
Vosges Haut-Chocolat	Vosges Haut-Chocolat	ACDBE	100%	NMF
<b>News &amp; Gift</b>				
Hudson News	BT II, Inc.	ACDBE	10%	AA
	CMC Enterprise, LLC		10%	H
<b>Duty Free</b>				
DuFry	Blue Daring Consulting, Inc.	ACDBE	10%	H
	Ralph G. Moore & Associates, Inc.	ACDBE	10%	AA
<b>Services</b>				
XpreSpa	Ralph G. Moore & Associates, Inc.	ACDBE	15%	AA
	CMC Enterprise, LLC		15%	H
<b>Ethnicity</b>				
A = Asian				
AA = African American				
H = Hispanic				



CHICAGO DEPARTMENT OF AVIATION  
CITY OF CHICAGO

**MEMORANDUM**

**To:** The Honorable Carrie M. Austin  
Chairman, Committee on the Budget and Government Operations

**From:** Ginger S. Evans  
Commissioner  
Chicago Department of Aviation

**CC:** Deanne Millison  
Mayor's Office of Legislative Counsel and Government Affairs

**Date:** November 1, 2017

**Re:** Request for Information from Annual Appropriation Committee Hearing

**ID#:** 85-35

---

The following information is in response to questions posed at our department's hearing on October 30, 2017 to discuss the proposed 2018 budget.

Alderman King asked for the total dollar value of all contracts paid from October 1, 2016 through September 30, 2017.

Please see summary below showing the total value of all contracts paid from 10.1.16 to 9.30.17.

**City of Chicago Department of Aviation**  
**CDA & OMP MBE/WBE/SBE/DBE AND ETHNICITY CONTRACT PAYMENTS**  
**Construction and NonConstruction Contracts**  
**Paid between: 10/1/2016 and 9/30/2017**

Classification				
% of Amount Paid Construction	Construction Amount Paid	Classification Summary	Non Construction Amount Paid	% of Amount Paid Non Construction
46%	\$906,619	SBE	\$0	0%
28%	\$20,433,995	MBE	\$90,775,287	28%
4%	\$2,579,385	WBE	\$26,384,751	8%
23%	\$25,296,258	DBE	\$71,948,465	27%
27%	\$49,216,258	MBE/WBE/SBE/DBE	\$189,108,503	32%
73%	\$136,247,012	NON MBE/WBE/SBE/DBE	\$398,511,639	68%
100%	\$185,463,269	TOTAL	\$587,620,142	100%

SBE = Small Business Enterprise; M/WBE = Minority and Women owned Business Enterprise; DBE = Disadvantaged Business Enterprise

As always, please let me know if you have any further questions.



CHICAGO DEPARTMENT OF AVIATION  
CITY OF CHICAGO

**MEMORANDUM**

**To:** The Honorable Carrie M. Austin  
Chairman, Committee on the Budget and Government Operations

**From:** Ginger S. Evans  
Commissioner  
Chicago Department of Aviation

**CC:** Deanne Millison  
Mayor's Office of Legislative Counsel and Government Affairs

**Date:** November 1, 2017

**Re:** Request for Information from Annual Appropriation Committee Hearing

**ID#:** 85-36

---

The following information is in response to questions posed at our department's hearing on October 30, 2017 to discuss the proposed 2018 budget.

Alderman Thompson requested information regarding all City taxes earned in 2016 by airport (ORD/MDW). Please see the table below:

**Chicago O'Hare / Midway International**

**Airports**

**TAX REVENUE (UNAUDITED)**

<u>Category</u>	<u>2016 Year End</u>	<u>% of Total</u>	<u>DESCRIPTION OF TAX</u>
Vehicle Fuel Tax (7577)	27,492,063	20.23%	Tax on airlines purchasing fuel / \$0.05 per gallon
Parking Tax (7530)	28,122,810	20.69%	Tax on cars parking in the parking garage.
Personal Property Lease Transaction Tax (7550)	37,576,699	27.64%	8% of an individual rental transaction.
MPEA Airport Departure Tax (8500)	19,715,467	14.50%	Tax paid by the cab/limo leaving the airport.
Use Tax for Non Titled Personal Property (8402)	3,598,351	2.65%	Purchase of Non-titled Personal Property
Motor Vehicle Lessor Tax (7575)	6,200,154	4.56%	\$2.75 flat charge per transaction of Car rental.
City Sales	\$6,709,131	4.94%	Tax paid by consumers on retail purchases.
City Sticker	2,750,435	2.02%	Vehicles that operate at Airport by Others.
Hotel Accommodations Tax (7520)	2,035,695	1.50%	Tax paid by Hilton Hotel 4.5%
Restaurant Tax (7525)	1,224,636	0.90%	Food & Beverage tax.
Misc.	500,824	0.37%	Small tax collections. E.g. Bottled Water Tax
<b>TOTAL</b>	<b>\$135,926,265</b>	<b>100.00%</b>	

Please note that these are taxes earned from transactions that occur on airport property but are not kept by the airport.

As always, please let me know if you have any further questions.