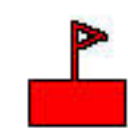

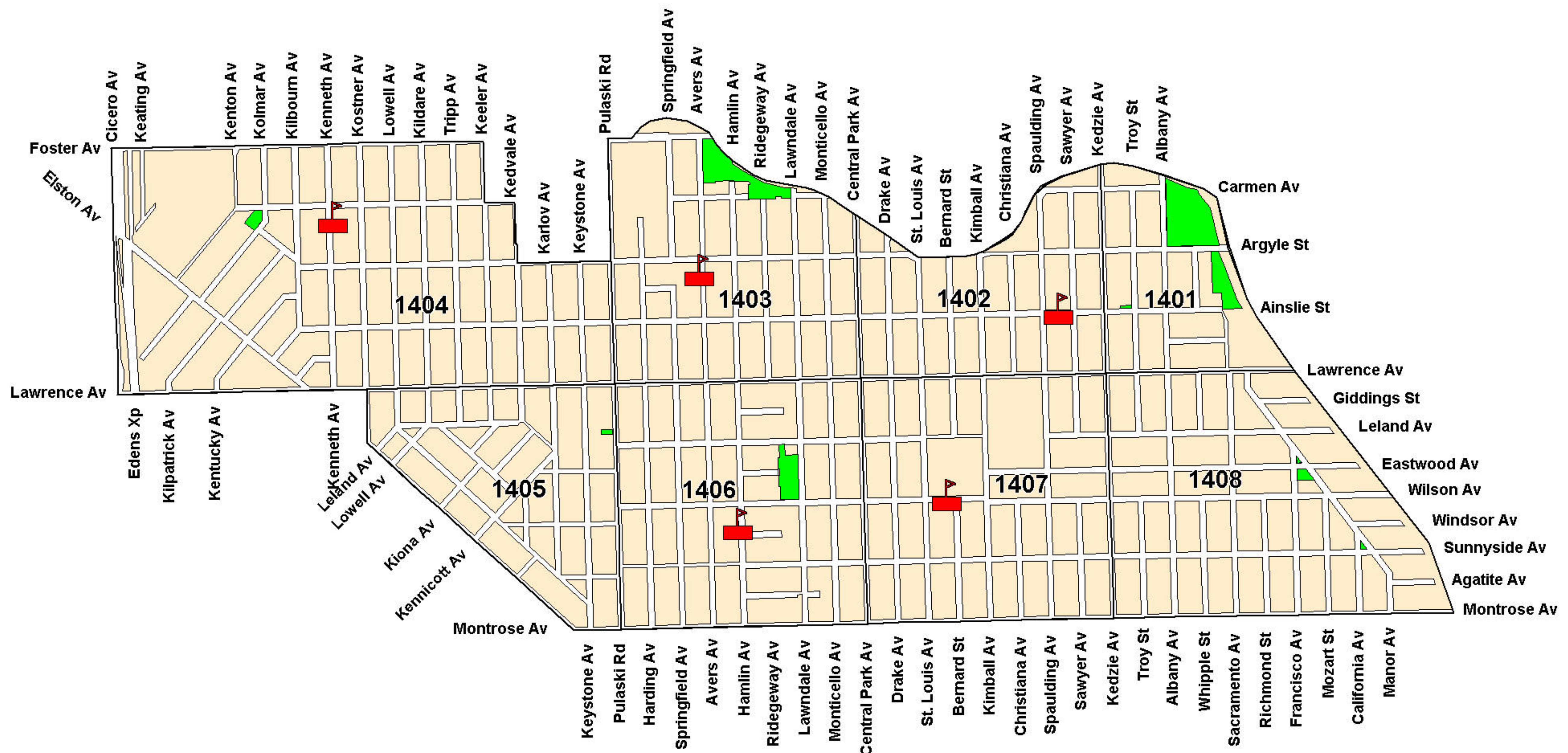


COMMUNITY AREA 14 - ALBANY PARK



Public Schools



Public Parks

Work Product
Copyright 2003, City of Chicago

COMMUNITY AREA 14 - ALBANY PARK

	1990	2000	DIFFERENCE			1990	2000	DIFFERENCE	
			Number	Percent				Number	Percent
CITY-WIDE POPULATION	2,783,726	2,896,016	112,290	4%	EDUCATIONAL ATTAINMENT				
COMMUNITY AREA POPULATION	49,501	57,655	8,154	16%	(25 years and over)				
RACE (One Race in 2000)					No high school diploma	10,731	13,196	2,465	23%
White, Not Hispanic	20,458				High school, diploma	7,661	7,804	143	2%
African American	1,681				Some college, no degree	4,485	5,267	782	17%
Hispanic or Latino	15,738				Associate degree	1,726	1,433	-293	-17%
Native American, Eskimo or Aleut	249				Bachelor's degree	3,917	4,276	359	9%
Asian or Pacific Islander	11,939				Graduate or professional degree	1,332	2,238	906	68%
Other Race	7,010				COMMUTING TO WORK				
White, Not Hispanic		15,866			Mean travel time to work (minutes)	30	36	6	20%
Black or African American		2,207			EMPLOYMENT STATUS				
Hispanic or Latino		26,741			Employed civilian population, 16 years and over	23,737	25,290	1,553	7%
American Indian and Alaska Native		260			Unemployed civilian population, 16 years and over	2,218	2,006	-212	-10%
Asian		10,233			INCOME				
Native Hawaiian and Other Pacific Islander		36			Median family income*	\$39,943	\$43,470	\$3,527	9%
Some other race		12,491			Median household income*	\$35,412	\$40,711	\$5,299	15%
Two or more races		3,860			POVERTY STATUS				
HOUSEHOLD BY TYPE					Persons below poverty	8,563	10,059	1,496	17%
Average household size	3.11	3.34	0.23	7%	Families below poverty	1,660	1,894	234	14%
Average family size	3.64	3.88	0.24	7%					
HOUSING TENURE					Families with female householder,				
Total housing units	17,036	17,842	806	5%	no husband present, below poverty				
Owner-occupied housing units	5,330	5,787	457	9%	With related children under 18 years	596	485	-111	-19%
Renter-occupied housing units	10,466	11,295	829	8%	With related children under 5 years	125	282	157	126%
Vacant housing units	1,240	760	-480	-39%	HOUSING VALUE AND RENT				
					Median house value (specified owner-occupied)*	\$133,404	\$171,741	\$38,337	29%
					Median gross rent (specified renter-occupied)*	\$575	\$605	\$30	5%

Source: U.S. Census Bureau, Census 1990 and Census 2000.

*1990 Family/Household Income, Housing Value and Median Gross Rent Adjusted for Inflation.