



Chicago Flu Update



City of Chicago
Rahm Emanuel, Mayor

October 26, 2012

Chicago Department of Public Health
Bechara Choucair, MD, Commissioner

What is the risk?

Currently, the risk of influenza infection is low. Vaccination is the best way to protect against influenza infection and all Chicagoans aged six months and older are encouraged to get vaccinated. Chicagoans should ask their healthcare provider or pharmacist about vaccine availability. For those without a healthcare provider or whose healthcare providers do not have the influenza vaccine, CDPH will be hosting influenza vaccine clinics at Chicago City Colleges on Saturday, November 3, from 9AM-2PM. A complete schedule of [City of Chicago influenza vaccine clinics](#)¹ is available on the City website and by calling 311

Are severe cases of influenza occurring?

The Illinois Department of Public Health (IDPH) has issued interim influenza testing and reporting recommendations. Suspected novel and variant influenza, pediatric influenza-associated deaths, influenza-associated ICU hospitalizations and outbreaks of influenza-like illness in a congregate setting should all be reported to CDPH via [INEDSS](#)². Since September 30, 2012, CDPH has not received any reports of these types of influenza cases.

How much influenza-like illness is occurring?

CDPH receives data from over 50 surveillance sites across Chicago, which report the total number of patient visits seen weekly, and of those visits, the number with influenza-like illness (ILI) (i.e., fever of 100°F or greater, with cough or sore throat). All hospitals in Chicago that provide emergent care are required to report on a weekly basis the total number of emergency department visits, and of those visits, the number with ILI. For the week of October 14-20, 2012 (week 42), with 11 hospitals reporting, 2.8% of emergency department visits were due to ILI. **Figure 1** shows Chicago emergency department ILI activity for the current season and for the previous two seasons.

ESSENCE is an electronic syndromic surveillance system that utilizes emergency department chief complaint data submitted daily by participating Chicago hospitals. ILI activity is determined solely based on the patient's chief complaint and does not take into account the entire medical record, as the ILI activity reported in **Figure 1** does. Currently, 10 Chicago hospitals submit data to ESSENCE. **Figure 2** shows the percent of the total emergency department visits

Figure 1. Percent of emergency department visits attributed to influenza-like illness based on manual reporting as determined by individual hospitals, Chicago, by week, for current season (2012-2013) and previous two seasons, October-May.

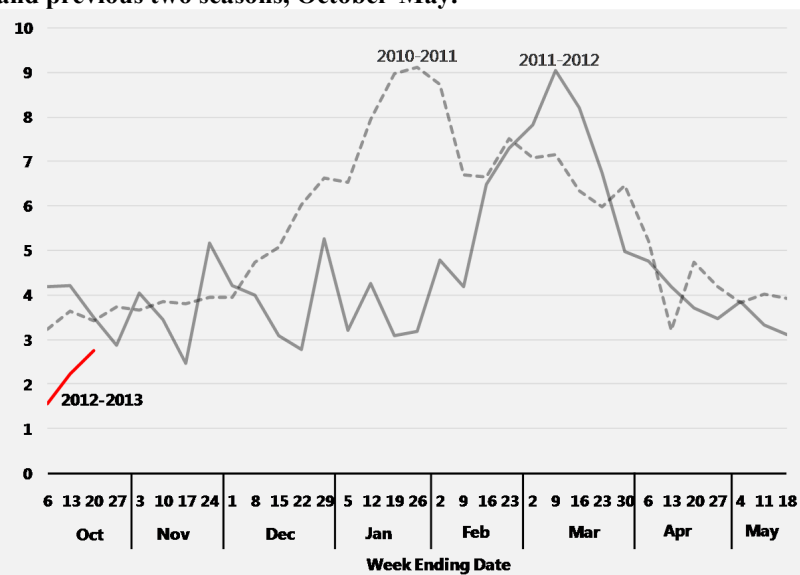
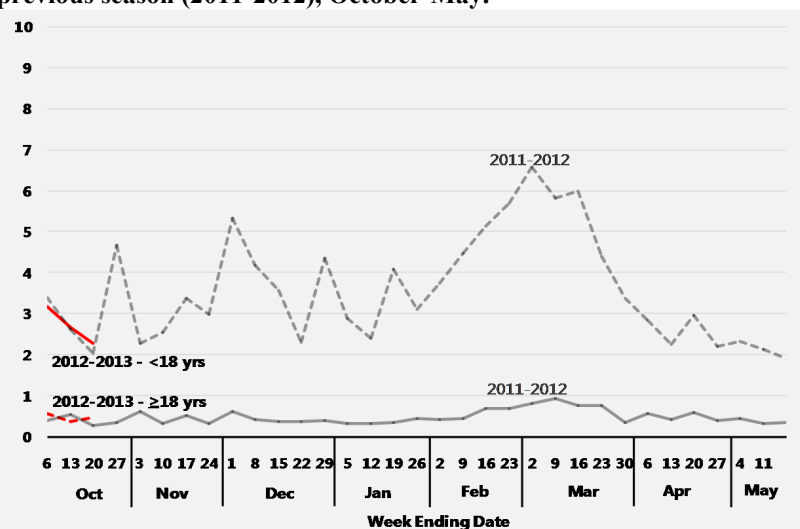


Figure 2. Percent of emergency department visits attributed to influenza-like illness based on chief complaint data submitted to ESSENCE, Chicago, by week, for current season (2012-2013) and previous season (2011-2012), October-May.



¹http://www.cityofchicago.org/city/en/depts/cdph/provdrs/flu/svcs/cdph_flu_shot_sitesacrosschicago.html; ²<https://dph.partner.illinois.gov/>

due to ILI for pediatric patients (2.3%) and adult patients (<1%) for the week of October 14-20, 2012 plus the ILI activity by age group for the previous season. Several outpatient clinics and two large outpatient clinic networks throughout Chicago participate in CDC's Influenza-like Illness Surveillance Network (**ILINet**) by reporting on the number of patients with ILI seen weekly. From October 14-20, 2012, with 36 outpatient clinics reporting, 2.8% of doctor's office visits were due to influenza-like illness (**Figure 3**).

Which influenza strains are circulating?

Data on influenza virus test results are reported by Chicago laboratories performing influenza subtyping. For the week of October 14-20, 2012, with 6 laboratories reporting, 1 of the 205 specimens tested for influenza was positive for influenza B. **Table 1** shows the total number of specimens tested for influenza (and other respiratory viruses) so far this season and the number positive compared to the same time period last season.

Where can I get more information?

The Centers for Disease Control and Prevention's [FluView](#)³ report provides national updates and trends related to the intensity of influenza activity across the United States, as well as detailed information on antiviral resistance, severity of illness, and other topics. Updates specific to [Illinois](#)⁴ and [Suburban Cook County](#)⁵ are also available online. Current and archived issues of the *Chicago Flu Update* can be found on the CDPH website section [Current Flu Situation in Chicago](#)⁶.

National Snapshot (October 14-20, 2012)

Viral Surveillance: Of 2,891 specimens tested and reported by U.S. World Health Organization (WHO) and National Respiratory and Enteric Virus Surveillance System (NREVSS) collaborating laboratories during week 42, 178 (6.2%) were positive for influenza.

Pneumonia and Influenza Mortality: The proportion of deaths attributed to pneumonia and influenza (P&I) was below the epidemic threshold.

Influenza-associated Pediatric Deaths: No influenza-associated pediatric deaths were reported.

Outpatient Illness Surveillance: The proportion of outpatient visits for influenza-like illness (ILI) was 1.2%, which is below the national baseline of 2.2%. All 10 regions reported ILI below region-specific baseline levels. All 50 states and New York City experienced minimal ILI activity and the District of Columbia had insufficient data.

Geographic Spread of Influenza: The geographic spread of influenza in three states was reported as local; the District of Columbia and 34 states reported sporadic activity; Guam and 13 states reported no influenza activity, and Puerto Rico and the U.S. Virgin Islands did not report.

Figure 3. Percent of outpatient visits attributed to influenza-like illness, Chicago, by week, for current season (2012-2013) and previous two seasons, October-May.

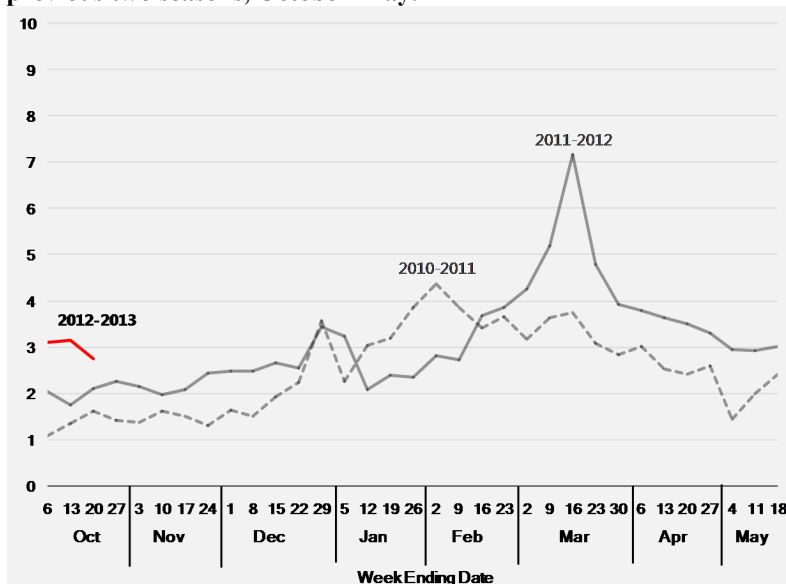


Table 1. Influenza testing results and ICU hospitalizations reported for surveillance weeks 40 through 42 by season, Chicago.

Influenza Season	# Specimens Tested*	# Specimens Positive	# ICU Hospitalizations
2011-2012	372	1	0
2012-2013	514	2	0
% Change	+38%	NA	NA

*Five Chicago laboratories performing influenza subtyping that have consistently reported results for both seasons.

³<http://www.cdc.gov/flu/weekly/index.htm>; ⁴<http://www.idph.state.il.us/flu/surveillance.htm>; ⁵<http://www.cookcountypublichealth.org/data-reports/#Influenza>; ⁶http://www.cityofchicago.org/city/en/depts/cdp/supp_info/influenza/current_flu_situationinchicago2011.html