

**FY 2018  
ANNUAL TAX INCREMENT FINANCE  
REPORT**



**STATE OF ILLINOIS  
COMPTROLLER  
SUSANA A. MENDOZA**

Name of Municipality: City of Chicago Reporting Fiscal Year: **2018**  
 County: Cook Fiscal Year End: **12/31/2018**  
 Unit Code: 016/620/30

**TIF Administrator Contact Information**

First Name: Eleanor Last Name: Esser Gorski  
 Address: City Hall, 121 N LaSalle Title: Administrator  
 Telephone: (312) 744-4190 City: Chicago Zip: 60602  
 Email- TIFreports@cityofchicago.org  
 required

I attest to the best of my knowledge, that this FY 2018 report of the redevelopment project area(s) in the City/Village of: City of Chicago is complete and accurate pursuant to Tax Increment Allocation Redevelopment Act [65 ILCS 5/11-74.4-3 et. seq.] and or Industrial Jobs Recovery Law [65 ILCS 5/11-74.6-10 et. seq.].

*Eleanor Gorski* 6/28/2019  
 Written signature of TIF Administrator Date

**Section 1** (65 ILCS 5/11-74.4-5 (d) (1.5) and 65 ILCS 5/11-74.6-22 (d) (1.5)\*)

| FILL OUT ONE FOR EACH TIF DISTRICT |                 |                 |
|------------------------------------|-----------------|-----------------|
| Name of Redevelopment Project Area | Date Designated | Date Terminated |
| 105th/Vincennes                    | 10/3/2001       | 12/31/2025      |
| 107th/Halsted                      | 4/2/2014        | 12/31/2038      |
| 111th/Kedzie                       | 9/29/1999       | 9/29/2022       |
| 116th/Avenue O                     | 10/31/2018      | 12/31/2042      |
| 119th/Halsted                      | 2/6/2002        | 12/31/2026      |
| 119th/I-57                         | 11/6/2002       | 12/31/2026      |
| 24th/Michigan                      | 7/21/1999       | 7/21/2022       |
| 26th/King Drive                    | 1/11/2006       | 12/31/2030      |
| 35th/Halsted                       | 1/14/1997       | 12/31/2021      |
| 35th/State                         | 1/14/2004       | 12/31/2028      |
| 35th/Wallace                       | 12/15/1999      | 12/31/2023      |
| 43rd/Cottage Grove                 | 7/8/1998        | 12/31/2022      |
| 47th/Ashland                       | 3/27/2002       | 12/31/2026      |
| 47th/Halsted                       | 5/29/2002       | 12/31/2026      |
| 47th/King Drive                    | 3/27/2002       | 12/31/2026      |
| 47th/State                         | 7/21/2004       | 12/31/2028      |
| 49th/St. Lawrence                  | 1/10/1996       | 12/31/2020      |
| 51st/Archer                        | 5/17/2000       | 12/31/2024      |
| 51st/Lake Park                     | 11/15/2012      | 12/31/2036      |
| 53rd Street                        | 1/10/2001       | 12/31/2025      |

\*All statutory citations refer to one of two sections of the Illinois Municipal Code: The Tax Increment Allocation Redevelopment Act [65 ILCS 5/11-74.4-3 et. seq.] or the Industrial Jobs Recovery Law [65 ILCS 5/11-74.6-10 et. seq.]

|  |            |            |
|--|------------|------------|
| 60th/Western   | 5/9/1996   | 5/9/2019   |
| 63rd/Ashland   | 3/29/2006  | 12/31/2030 |
| 63rd/Pulaski   | 5/17/2000  | 12/31/2024 |
| 67th/Cicero  | 10/2/2002  | 12/31/2026 |
| 67th/Wentworth   | 5/4/2011   | 12/31/2035 |
| 71st/Stony Island  | 10/7/1998  | 10/7/2021  |
| 73rd/University  | 9/13/2006  | 12/31/2030 |
| 79th Street Corridor                                     | 7/8/1998   | 7/8/2021   |
| 79th/Cicero  | 6/8/2005   | 12/31/2029 |
| 79th/Southwest Highway                                   | 10/3/2001  | 12/31/2025 |
| 79th/Vincennes   | 9/27/2007  | 12/31/2031 |
| 83rd/Stewart   | 3/31/2004  | 12/31/2028 |
| 87th/Cottage Grove                                       | 11/13/2002 | 12/31/2026 |
| 95th/Western   | 7/13/1995  | 12/31/2019 |
| Addison South  | 5/9/2007   | 12/31/2031 |
| Archer Courts  | 5/12/1999  | 12/31/2023 |
| Archer/Central   | 5/17/2000  | 12/31/2024 |
| Archer/Western   | 2/11/2009  | 12/31/2033 |
| Armitage/Pulaski   | 6/13/2007  | 12/31/2031 |
| Austin Commercial  | 9/27/2007  | 12/31/2031 |
| Avalon Park/South Shore                                  | 7/31/2002  | 12/31/2026 |
| Avondale   | 7/29/2009  | 12/31/2033 |
| Belmont/Central  | 1/12/2000  | 12/31/2024 |
| Belmont/Cicero   | 1/12/2000  | 12/31/2024 |
| Bronzeville  | 11/4/1998  | 12/31/2022 |
| Bryn Mawr/Broadway                                       | 12/11/1996 | 12/11/2019 |
| Calumet/Cermak   | 7/29/1998  | 12/31/2018 |
| Canal/Congress   | 11/12/1998 | 12/31/2022 |
| Central West   | 2/16/2000  | 12/31/2024 |
| Chicago/Central Park                                     | 2/27/2002  | 12/31/2026 |
| Chicago/Kingsbury  | 4/12/2000  | 12/31/2024 |
| Cicero/Archer  | 5/17/2000  | 12/31/2024 |
| Clark/Montrose   | 7/7/1999   | 7/7/2022   |
| Clark/Ridge  | 9/29/1999  | 9/29/2022  |
| Commercial Avenue  | 11/13/2002 | 12/31/2026 |
| Devon/Sheridan   | 3/31/2004  | 12/31/2028 |
| Devon/Western  | 11/3/1999  | 12/31/2023 |
| Diversey/Chicago River                                   | 10/5/2016  | 12/31/2040 |
| Diversey/Narragansett                                    | 2/5/2003   | 12/31/2027 |
| Division/Homan   | 6/27/2001  | 12/31/2025 |
| Drexel Boulevard   | 7/10/2002  | 12/31/2018 |
| Edgewater/Ashland  | 10/1/2003  | 12/31/2027 |
| Elston/Armstrong Industrial Corridor                     | 7/19/2007  | 12/31/2031 |
| Englewood Mall   | 11/29/1989 | 12/31/2025 |
| Englewood Neighborhood                                   | 6/27/2001  | 12/31/2025 |
| Ewing Avenue   | 3/10/2010  | 12/31/2034 |
| Forty-First Street and Dr. Martin Luther King, Jr. Drive | 7/13/1994  | 12/31/2018 |
| Foster/California  | 4/2/2014   | 12/31/2038 |
| Foster/Edens   | 2/28/2018  | 12/31/2042 |
| Fullerton/Milwaukee                                      | 2/16/2000  | 12/31/2024 |
| Galewood/Armitage Industrial                             | 7/7/1999   | 12/31/2023 |
| Goose Island   | 7/10/1996  | 7/10/2019  |

X

|  |            |            |
|--|------------|------------|
| Greater Southwest Industrial (East)              | 3/10/1999  | 12/31/2023 |
| Greater Southwest Industrial (West)              | 4/12/2000  | 12/31/2024 |
| Harlem Industrial Park Conservation Area         | 3/14/2007  | 12/31/2031 |
| Harrison/Central                                 | 7/26/2006  | 12/31/2030 |
| Hollywood/Sheridan                               | 11/7/2007  | 12/31/2031 |
| Homan/Arthington                                 | 2/5/1998   | 2/5/2021   |
| Humboldt Park Commercial                         | 6/27/2001  | 12/31/2025 |
| Irving Park/Elston                               | 5/13/2009  | 12/31/2033 |
| Irving/Cicero                                    | 6/10/1996  | 12/31/2020 |
| Jefferson Park                                   | 9/9/1998   | 9/9/2021   |
| Jefferson/Roosevelt                              | 8/30/2000  | 12/31/2024 |
| Kennedy/Kimball                                  | 3/12/2008  | 12/31/2032 |
| Kinzie Industrial Corridor                       | 6/10/1998  | 12/31/2022 |
| Lake Calumet Area Industrial                     | 12/13/2000 | 12/31/2024 |
| Lakefront  | 3/27/2002  | 12/31/2026 |
| LaSalle Central                                  | 11/15/2006 | 12/31/2030 |
| Lawrence/Broadway                                | 6/27/2001  | 12/31/2025 |
| Lawrence/Kedzie                                  | 2/16/2000  | 12/31/2024 |
| Lawrence/Pulaski                                 | 2/27/2002  | 12/31/2026 |
| Lincoln Avenue                                   | 11/3/1999  | 12/31/2023 |
| Lincoln/Belmont/Ashland                          | 11/2/1994  | 12/31/2018 |
| Little Village East                              | 4/22/2009  | 12/31/2033 |
| Little Village Industrial Corridor               | 6/13/2007  | 12/31/2031 |
| Madden/Wells                                     | 11/6/2002  | 12/31/2026 |
| Madison/Austin Corridor                          | 9/29/1999  | 12/31/2023 |
| Michigan/Cermak                                  | 9/13/1989  | 12/31/2025 |
| Midway Industrial Corridor                       | 2/16/2000  | 12/31/2024 |
| Midwest  | 5/17/2000  | 12/31/2036 |
| Montclare  | 8/30/2000  | 12/31/2024 |
| Montrose/Clarendon                               | 6/30/2010  | 12/31/2034 |
| Near North                                       | 7/30/1997  | 7/30/2020  |
| North Branch North                               | 7/2/1997   | 12/31/2021 |
| North Branch South                               | 2/5/1998   | 2/5/2021   |
| North Pullman                                    | 6/30/2009  | 12/31/2033 |
| North/Cicero                                     | 7/30/1997  | 7/30/2020  |
| Northwest Industrial Corridor                    | 12/2/1998  | 12/31/2022 |
| Ogden/Pulaski                                    | 4/9/2008   | 12/31/2032 |
| Ohio/Wabash                                      | 6/7/2000   | 12/31/2024 |
| Pershing/King                                    | 9/5/2007   | 12/31/2031 |
| Peterson/Cicero                                  | 2/16/2000  | 12/31/2024 |
| Peterson/Pulaski                                 | 2/16/2000  | 12/31/2024 |
| Pilsen Industrial Corridor                       | 6/10/1998  | 12/31/2022 |
| Portage Park                                     | 9/9/1998   | 9/9/2021   |
| Pratt/Ridge Industrial Park Conservation Area    | 6/23/2004  | 12/31/2028 |
| Pulaski Industrial Corridor                      | 6/9/1999   | 12/31/2023 |
| Randolph/Wells                                   | 6/9/2010   | 12/31/2034 |
| Ravenswood Corridor                              | 3/9/2005   | 12/31/2018 |
| Read/Dunning                                     | 1/11/1991  | 12/31/2018 |
| Red Purple Modernization Phase One (Transit TIF) | 11/30/2016 | 12/31/2052 |
| River South                                      | 7/30/1997  | 7/30/2020  |
| River West                                       | 1/10/2001  | 12/31/2025 |
| Roosevelt/Cicero Industrial Corridor             | 2/5/1998   | 2/5/2021   |

|   |            |            |
|---|------------|------------|
| Roosevelt/Racine                            | 11/4/1998  | 12/31/2034 |
| Roosevelt/Union                             | 5/12/1999  | 5/12/2022  |
| Roseland/Michigan                           | 1/16/2002  | 12/31/2026 |
| Sanitary and Ship Canal                     | 7/24/1991  | 12/31/2027 |
| South Chicago                               | 4/12/2000  | 12/31/2024 |
| South Works Industrial                      | 11/3/1999  | 12/31/2023 |
| Stevenson Brighton                          | 4/11/2007  | 12/31/2031 |
| Stockyards Annex                            | 12/11/1996 | 12/31/2020 |
| Stockyards Southeast Quadrant Industrial    | 2/26/1992  | 12/31/2028 |
| Stony Island Commercial/Burnside Industrial | 6/10/1998  | 12/31/2034 |
| Touhy/Western                               | 9/13/2006  | 12/31/2030 |
| Washington Park                             | 10/8/2014  | 12/31/2038 |
| Weed/Fremont                                | 1/9/2008   | 12/31/2018 |
| West Irving Park                            | 1/12/2000  | 12/31/2024 |
| West Woodlawn                               | 5/12/2010  | 12/31/2034 |
| Western Avenue North                        | 1/12/2000  | 12/31/2024 |
| Western Avenue South                        | 1/12/2000  | 12/31/2024 |
| Western/Ogden                               | 2/5/1998   | 2/5/2021   |
| Western/Rock Island                         | 2/8/2006   | 12/31/2030 |
| Wilson Yard                                 | 6/27/2001  | 12/31/2025 |
| Woodlawn                                    | 1/20/1999  | 1/20/2022  |

**SECTION 2 [Sections 2 through 5 must be completed for each redevelopment project area listed in Section 1.]**

**FY 2018**

|   |
|---|
| <b>Name of Redevelopment Project Area (below):</b><br><p style="text-align: center;"><b>Englewood Neighborhood Redevelopment Project Area</b></p> |
| <b>Primary Use of Redevelopment Project Area*: <u>Combination/Mixed</u></b>   |

\*Types include: Central Business District, Retail, Other Commercial, Industrial, Residential, and Combination/Mixed.

|   |
|---|
| <b>If 'Combination/Mixed' List Component Types: Residential/Commercial/Industrial/Open Space</b>  |
| <b>Under which section of the Illinois Municipal Code was Redevelopment Project Area designated? (check one):</b><br><div style="display: flex; justify-content: space-between; align-items: center;"> <span>Tax Increment Allocation Redevelopment Act</span> <input checked="" type="checkbox"/> </div> <div style="display: flex; justify-content: space-between; align-items: center;"> <span>Industrial Jobs Recovery Law</span> <input type="checkbox"/> </div> |

**Please utilize the information below to properly label the Attachments.**

|   | No | Yes |
|---|----|-----|
| Were there any amendments to the redevelopment plan, the redevelopment project area, or the State Sales Tax Boundary? [65 ILCS 5/11-74.4-5 (d) (1) and 5/11-74.6-22 (d) (1)]<br><b>If yes, please enclose the amendment (labeled Attachment A).</b>   | X  |     |
| Certification of the Chief Executive Officer of the municipality that the municipality has complied with all of the requirements of the Act during the preceding fiscal year. [65 ILCS 5/11-74.4-5 (d) (3) and 5/11-74.6-22 (d) (3)]<br><b>Please enclose the CEO certification (labeled Attachment B).</b>   |    | X   |
| Opinion of legal counsel that municipality is in compliance with the Act. [65 ILCS 5/11-74.4-5 (d) (4) and 5/11-74.6-22 (d) (4)]<br><b>Please enclose the Legal Counsel Opinion (labeled Attachment C).</b>   |    | X   |
| Statement setting forth all activities undertaken in furtherance of the objectives of the redevelopment plan including any project implemented and a description of the redevelopment activities.? [65 ILCS 5/11-74.4-5 (d) (7) (A and B) and 5/11-74.6-22 (d) (7) (A and B)]<br><b>If yes, please enclose the Activities Statement (labeled Attachment D).</b>   | X  |     |
| Were any agreements entered into by the municipality with regard to the disposition or redevelopment of any property within the redevelopment project area or the area within the State Sales Tax Boundary? [65 ILCS 5/11-74.4-5 (d) (7) (C) and 5/11-74.6-22 (d) (7) (C)]<br><b>If yes, please enclose the Agreement(s) (labeled Attachment E).</b>  |    | X   |
| Is there additional information on the use of all funds received under this Division and steps taken by the municipality to achieve the objectives of the redevelopment plan? [65 ILCS 5/11-74.4-5 (d) (7) (D) and 5/11-74.6-22 (d) (7) (D)]<br><b>If yes, please enclose the Additional Information (labeled Attachment F).</b>  | X  |     |
| Did the municipality's TIF advisors or consultants enter into contracts with entities or persons that have received or are receiving payments financed by tax increment revenues produced by the same TIF? [65 ILCS 5/11-74.4-5 (d) (7) (E) and 5/11-74.6-22 (d) (7) (E)]<br><b>If yes, please enclose the contract(s) or description of the contract(s) (labeled Attachment G).</b>  | X  |     |
| Were there any reports or meeting minutes submitted to the municipality by the joint review board? [65 ILCS 5/11-74.4-5 (d) (7) (F) and 5/11-74.6-22 (d) (7) (F)]<br><b>If yes, please enclose the Joint Review Board Report (labeled Attachment H).</b>  | X  |     |
| Were any obligations issued by municipality? [65 ILCS 5/11-74.4-5 (d) (8) (A) and 5/11-74.6-22 (d) (8) (A)]<br><b>If yes, please enclose any Official Statement (labeled Attachment I). If Attachment I is answered yes, then the Analysis must be attached and (labeled Attachment J).</b>   | X  |     |
| An analysis prepared by a financial advisor or underwriter setting forth the nature and term of obligation and projected debt service including required reserves and debt coverage? [65 ILCS 5/11-74.4-5 (d) (8) (B) and 5/11-74.6-22 (d) (8) (B)]<br><b>If attachment I is yes, then Analysis <u>MUST</u> be attached and (labeled Attachment J).</b>   | X  |     |
| Has a cumulative of \$100,000 of TIF revenue been deposited into the special tax allocation fund? 65 ILCS 5/11-74.4-5 (d) (2) and 5/11-74.6-22 (d) (2)<br><b>If yes, please enclose Audited financial statements of the special tax allocation fund (labeled Attachment K).</b>   |    | X   |
| Cumulatively, have deposits of incremental taxes revenue equal to or greater than \$100,000 been made into the special tax allocation fund? [65 ILCS 5/11-74.4-5 (d) (9) and 5/11-74.6-22 (d) (9)]<br><b>If yes, the audit report shall contain a letter from the independent certified public accountant indicating compliance or noncompliance with the requirements of subsection (g) of Section 11-74.4-3 (labeled Attachment L).</b> |    | X   |
| A list of all intergovernmental agreements in effect to which the municipality is a part, and an accounting of any money transferred or received by the municipality during that fiscal year pursuant to those intergovernmental agreements. [65 ILCS 5/11-74.4-5 (d) (10)]<br><b>If yes, please enclose list only, not actual agreements (labeled Attachment M).</b>   | X  |     |

**SECTION 3.1 - (65 ILCS 5/11-74.4-5 (d)(5)(a)(b)(d) and (65 ILCS 5/11-74.6-22 (d) (5)(a)(b)(d))**

**Provide an analysis of the special tax allocation fund.**

**FY 2018**

**TIF NAME: Englewood Neighborhood Redevelopment Project Area**

Special Tax Allocation Fund Balance at Beginning of Reporting Period: \$ 21,738,931

| SOURCE of Revenue/Cash Receipts:  | Revenue/Cash Receipts for Current Reporting Year | Cumulative Totals of Revenue/Cash Receipts for life of TIF | % of Total |
|---|--|--|------------|
| Property Tax Increment  | \$ 4,499,023                                     | \$ 61,563,376  | 97%        |
| State Sales Tax Increment   |  |  |            |
| Local Sales Tax Increment   |  |  |            |
| State Utility Tax Increment   |  |  |            |
| Local Utility Tax Increment   |  |  |            |
| Interest  | \$ 80,201  | \$ 1,039,379   | 2%         |
| Land/Building Sale Proceeds   |  | 0  | 0%         |
| Bond Proceeds   |  | 0  | 0%         |
| Transfers from Municipal Sources  |  | 0  | 0%         |
| Private Sources   |  | 0  | 0%         |
| Other (identify source _____; if multiple other sources, attach schedule) | \$ 19,019  | \$ 769,019   | 1%         |

**All Amount Deposited in Special Tax Allocation Fund** \$ 4,598,243

**Cumulative Total Revenues/Cash Receipts** \$ 63,371,774 100%

**Total Expenditures/Cash Disbursements (Carried forward from Section 3.2)** \$ 2,634,888

**Transfers to Municipal Sources** \$

**Distribution of Surplus** \$ 500,200

**Total Expenditures/Disbursements** \$ 3,135,088

**Net Income/Cash Receipts Over/(Under) Cash Disbursements** \$ 1,463,155

**FUND BALANCE, END OF REPORTING PERIOD\*** \$ 23,202,086

\*If there is a positive fund balance at the end of the reporting period, you must complete Section 3.3

(a) Cumulative figures for the categories of 'Interest,' 'Land/Building Sale Proceeds' and 'Other' may not be fully available for this report due to either: (i) the disposal of certain older records pursuant to the City's records retention policy, or (ii) the extraordinary administrative burden of developing cumulative City records prior to the City's conversion to its current accounting system in 2003.

**Schedule of "Other" Sources of Revenue/Cash Receipts Deposited in Fund During Reporting FY  
(Total and Cumulative Values Carried Forward to Section 3.1)**

**FY 2018**

**TIF NAME: Englewood Neighborhood Redevelopment Project Area**

| "Other" Sources                  | Reporting Year | Cumulative |
|----------------------------------|----------------|------------|
| Cumulative Revenue Prior to 2017 |                | \$ 750,000 |
| Note Proceeds                    |                | 0          |
| Non-compliance Payment           |                | 0          |
| Excess Reserve Requirement       |                | 0          |
| Build America Bonds Subsidy      |                | 0          |
| Collection Returns               | \$ 19,019      | \$ 19,019  |
| Credits from Expenditures        |                | 0          |

**Total Schedule of "Other" Sources During Reporting Period** \$ 19,019

**Cumulative Total Schedule of "Other" Sources** \$ 769,019

**SECTION 3.2 A- (65 ILCS 5/11-74.4-5 (d) (5) (c) and 65 ILCS 5/11-74.6-22 (d) (5)(c))**

**FY 2018**

**TIF NAME: Englewood Neighborhood Redevelopment Project Area**

**ITEMIZED LIST OF ALL EXPENDITURES FROM THE SPECIAL TAX ALLOCATION FUND**

(by category of permissible redevelopment project costs)

**PAGE 1**

| Category of Permissible Redevelopment Project Cost [65 ILCS 5/11-74.4-3 (q) and 65 ILCS 5/11-74.6-10 (o)]  | Amounts      | Reporting Fiscal Year |
|--|--------------|-----------------------|
| 1. Cost of studies, surveys, development of plans, and specifications. Implementation and administration of the redevelopment plan, staff and professional service cost.                                   |              |                       |
|  | \$ 91,113    |                       |
|  |              |                       |
|  |              |                       |
|  |              |                       |
|  |              |                       |
|  |              |                       |
|  |              | \$ 91,113             |
| 2. Annual administrative cost.   |              |                       |
|  |              |                       |
|  |              |                       |
|  |              |                       |
|  |              |                       |
|  |              |                       |
|  |              |                       |
|  |              | \$ -                  |
| 3. Cost of marketing sites.  |              |                       |
|  |              |                       |
|  |              |                       |
|  |              |                       |
|  |              |                       |
|  |              |                       |
|  |              |                       |
|  |              | \$ -                  |
| 4. Property assembly cost and site preparation costs.  |              |                       |
|  |              |                       |
|  |              |                       |
|  |              |                       |
|  |              |                       |
|  |              |                       |
|  |              |                       |
|  |              | \$ -                  |
| 5. Costs of renovation, rehabilitation, reconstruction, relocation, repair or remodeling of existing public or private building, leasehold improvements, and fixtures within a redevelopment project area. |              |                       |
|  | \$ 323,398   |                       |
|  |              |                       |
|  |              |                       |
|  |              |                       |
|  |              |                       |
|  |              |                       |
|  |              | \$ 323,398            |
| 6. Costs of construction of public works or improvements.  |              |                       |
|  | \$ 2,220,377 |                       |
|  |              |                       |
|  |              |                       |
|  |              |                       |
|  |              |                       |
|  |              |                       |
|  |              | \$ 2,220,377          |





**SECTION 3.2 A**

|   |  |                     |
|---|--|---------------------|
| 13. Relocation costs.   |  |                     |
|   |  |                     |
|   |  |                     |
|   |  |                     |
|   |  |                     |
|   |  |                     |
|   |  | \$ -                |
| 14. Payments in lieu of taxes.  |  |                     |
|   |  |                     |
|   |  |                     |
|   |  |                     |
|   |  |                     |
|   |  |                     |
|   |  | \$ -                |
| 15. Costs of job training, retraining, advanced vocational or career education.   |  |                     |
|   |  |                     |
|   |  |                     |
|   |  |                     |
|   |  |                     |
|   |  |                     |
|   |  | \$ -                |
| 16. Interest cost incurred by redeveloper or other nongovernmental persons in connection with a redevelopment project.          |  |                     |
| Costs of interest incurred by a developer related to the construction, renovation or rehabilitation of a redevelopment project. |  |                     |
| Costs of construction of new housing units for low income or very low income households.  |  |                     |
|   |  |                     |
|   |  |                     |
|   |  |                     |
|   |  |                     |
|   |  | \$ -                |
| 17. Cost of day care services.  |  |                     |
|   |  |                     |
|   |  |                     |
|   |  |                     |
|   |  |                     |
|   |  |                     |
|   |  | \$ -                |
| 18. Other.  |  |                     |
|   |  |                     |
|   |  |                     |
|   |  |                     |
|   |  |                     |
|   |  | \$ -                |
| <b>TOTAL ITEMIZED EXPENDITURES</b>  |  | <b>\$ 2,634,888</b> |





**SECTION 4 [65 ILCS 5/11-74.4-5 (d) (6) and 65 ILCS 5/11-74.6-22 (d) (6)]**

**FY 2018**

**TIF NAME: Englewood Neighborhood Redevelopment Project Area**

Provide a description of all property purchased by the municipality during the reporting fiscal year within the redevelopment project area.

Check here if no property was acquired by the Municipality within the  
  X   Redevelopment Project Area.

**Property Acquired by the Municipality Within the Redevelopment Project Area.**

|  |  |
|--|--|
| Property (1):                                |  |
| Street address:                              |  |
| Approximate size or description of property: |  |
| Purchase price:                              |  |
| Seller of property:                          |  |

|  |  |
|--|--|
| Property (2):                                |  |
| Street address:                              |  |
| Approximate size or description of property: |  |
| Purchase price:                              |  |
| Seller of property:                          |  |

|  |  |
|--|--|
| Property (3):                                |  |
| Street address:                              |  |
| Approximate size or description of property: |  |
| Purchase price:                              |  |
| Seller of property:                          |  |

|  |  |
|--|--|
| Property (4):                                |  |
| Street address:                              |  |
| Approximate size or description of property: |  |
| Purchase price:                              |  |
| Seller of property:                          |  |

## SECTION 5 - 20 ILCS 620/4.7 (7)(F)

PAGE 1

FY 2018

TIF Name: **Englewood Neighborhood Redevelopment Project Area**Page 1 is to be included with TIF report. Pages 2 and 3 are to be included **ONLY** if projects are listed.Select **ONE** of the following by indicating an 'X':

|   |                |
|---|----------------|
| 1. <b>NO</b> projects were undertaken by the Municipality Within the Redevelopment Project Area.                                  | _____          |
| 2. The Municipality <b>DID</b> undertake projects within the Redevelopment Project Area. (If selecting this option, complete 2a.) | _____ <b>X</b> |
| <b>2a.</b> The number of projects undertaken by the municipality within the Redevelopment Project Area:                           | <b>4</b>       |

**LIST** the projects undertaken by the Municipality Within the Redevelopment Project Area:

| <b>TOTAL:</b>                                    | <b>11/1/99 to Date</b> | <b>Estimated Investment for Subsequent Fiscal Year</b> | <b>Total Estimated to Complete Project</b> |
|--|------------------------|--|--|
| Private Investment Undertaken (See Instructions) | \$ 20,491,185          | \$ -   | \$ 13,500,000                              |
| Public Investment Undertaken                     | \$ 8,006,956           | \$ 527,750   | \$ 6,925,000                               |
| Ratio of Private/Public Investment               | 2 33/59                | -  | 1 94/99                                    |

\*PROJECT NAME TO BE LISTED AFTER PROJECT NUMBER

**Project 1\*: NIF - Englewood Neighborhood\*\* (Project is Ongoing\*\*\*)**

|  |              |            |               |
|--|--------------|------------|---------------|
| Private Investment Undertaken (See Instructions) | 0            | -          | \$ 12,000,000 |
| Public Investment Undertaken                     | \$ 5,006,956 | \$ 327,750 | \$ 6,000,000  |
| Ratio of Private/Public Investment               |              | -          | 2             |

**Project 2\*: TIFWorks - Englewood Neighborhood\*\* (Project is Ongoing\*\*\*)**

|  |   |   |            |
|--|---|---|------------|
| Private Investment Undertaken (See Instructions) | 0 | - | \$ 0       |
| Public Investment Undertaken                     | 0 | - | \$ 175,000 |
| Ratio of Private/Public Investment               |   | - |            |

**Project 3\*: Hope Manor II (Project Completed)**

|  |               |   |      |
|--|---------------|---|------|
| Private Investment Undertaken (See Instructions) | \$ 20,491,185 | - | \$ 0 |
| Public Investment Undertaken                     | \$ 3,000,000  | - | \$ 0 |
| Ratio of Private/Public Investment               | 6 49/59       | - |      |

**Project 4\*: Retail Thrive - Englewood Neighborhood\*\* (Project is Ongoing\*\*\*)**

|  |   |            |              |
|--|---|------------|--------------|
| Private Investment Undertaken (See Instructions) | 0 | -          | \$ 1,500,000 |
| Public Investment Undertaken                     | 0 | \$ 200,000 | \$ 750,000   |
| Ratio of Private/Public Investment               |   | -          | 2            |

**Project 5\*:**

|  |  |   |    |
|--|--|---|----|
| Private Investment Undertaken (See Instructions) |  | - | \$ |
| Public Investment Undertaken                     |  | - | \$ |
| Ratio of Private/Public Investment               |  | - |    |

**Project 6\*:**

|  |  |   |    |
|--|--|---|----|
| Private Investment Undertaken (See Instructions) |  | - | \$ |
| Public Investment Undertaken                     |  | - | \$ |
| Ratio of Private/Public Investment               |  | - |    |

## Section 5 Notes

**FY 2018**

**TIF NAME: Englewood Neighborhood Redevelopment Project Area**

\*\* Depending on the particular goals of this type of program, the City may: i) make an advance disbursement of the entire public investment amount to the City's program administrator, ii) disburse the amounts through an escrow account, or iii) pay the funds out piecemeal to the program administrator or to the ultimate grantee as each ultimate grantee's work is approved under the program.

\*\*\* As of the last date of the reporting fiscal year, the construction of this Project was ongoing; the Private Investment Undertaken and Ratio figures for this Project will be reported on the Annual Report for the fiscal year in which the construction of the Project is completed and the total Private Investment figure is available.

(a) Each actual or estimated Public Investment reported here is, to the extent possible, comprised only of payments financed by tax increment revenue, and may include interest amounts paid to finance the Public Investment amount. In contrast, each actual or estimated Private Investment reported here is, to the extent possible, comprised of payments financed by revenues that are not tax increment revenues and, therefore, may include private equity, private lender financing, private grants, other public monies, or other local, state or federal grants or loans.

(b) Each amount reported here under Public Investment Undertaken, Total Estimated to Complete Project, is the maximum amount of payments financed by tax increment revenue that could be made pursuant to the corresponding Project's operating documents, but not including interest that may later be payable on developer notes, and may not necessarily reflect actual expenditures, if any, as reported in Section 3 herein. The total public investment amount ultimately made under each Project will depend upon the future occurrence of various conditions, including interest that may be payable on developer notes as set forth in the Project's operating documents.

Optional: Information in the following sections is not required by law, but would be helpful in evaluating the performance of TIF in Illinois. **\*even though optional MUST be included as part of complete TIF report**

**SECTION 6**

**FY 2018**

**TIF NAME: Englewood Neighborhood Redevelopment Project Area**

Provide the base EAV (at the time of designation) and the EAV for the year reported for the redevelopment project area

| Year redevelopment project area was designated | Base EAV | Reporting Fiscal Year EAV |
|--|----------|---------------------------|
|  |          |                           |

List all overlapping tax districts in the redevelopment project area.  
If overlapping taxing district received a surplus, list the surplus.

Check if the overlapping taxing districts did not receive a surplus.

| Overlapping Taxing District | Surplus Distributed from redevelopment project area to overlapping districts |
|-----------------------------|--|
|                             | \$ -   |
|                             | \$ -   |
|                             | \$ -   |
|                             | \$ -   |
|                             | \$ -   |
|                             | \$ -   |
|                             | \$ -   |
|                             | \$ -   |
|                             | \$ -   |
|                             | \$ -   |
|                             | \$ -   |
|                             | \$ -   |
|                             | \$ -   |
|                             | \$ -   |
|                             | \$ -   |
|                             | \$ -   |
|                             | \$ -   |

**SECTION 7**

Provide information about job creation and retention:

| Number of Jobs Retained | Number of Jobs Created | Description and Type (Temporary or Permanent) of Jobs | Total Salaries Paid |
|-------------------------|------------------------|---|---------------------|
|                         |                        |   | \$ -                |
|                         |                        |   | \$ -                |
|                         |                        |   | \$ -                |
|                         |                        |   | \$ -                |
|                         |                        |   | \$ -                |
|                         |                        |   | \$ -                |
|                         |                        |   | \$ -                |
|                         |                        |   | \$ -                |

**SECTION 8**

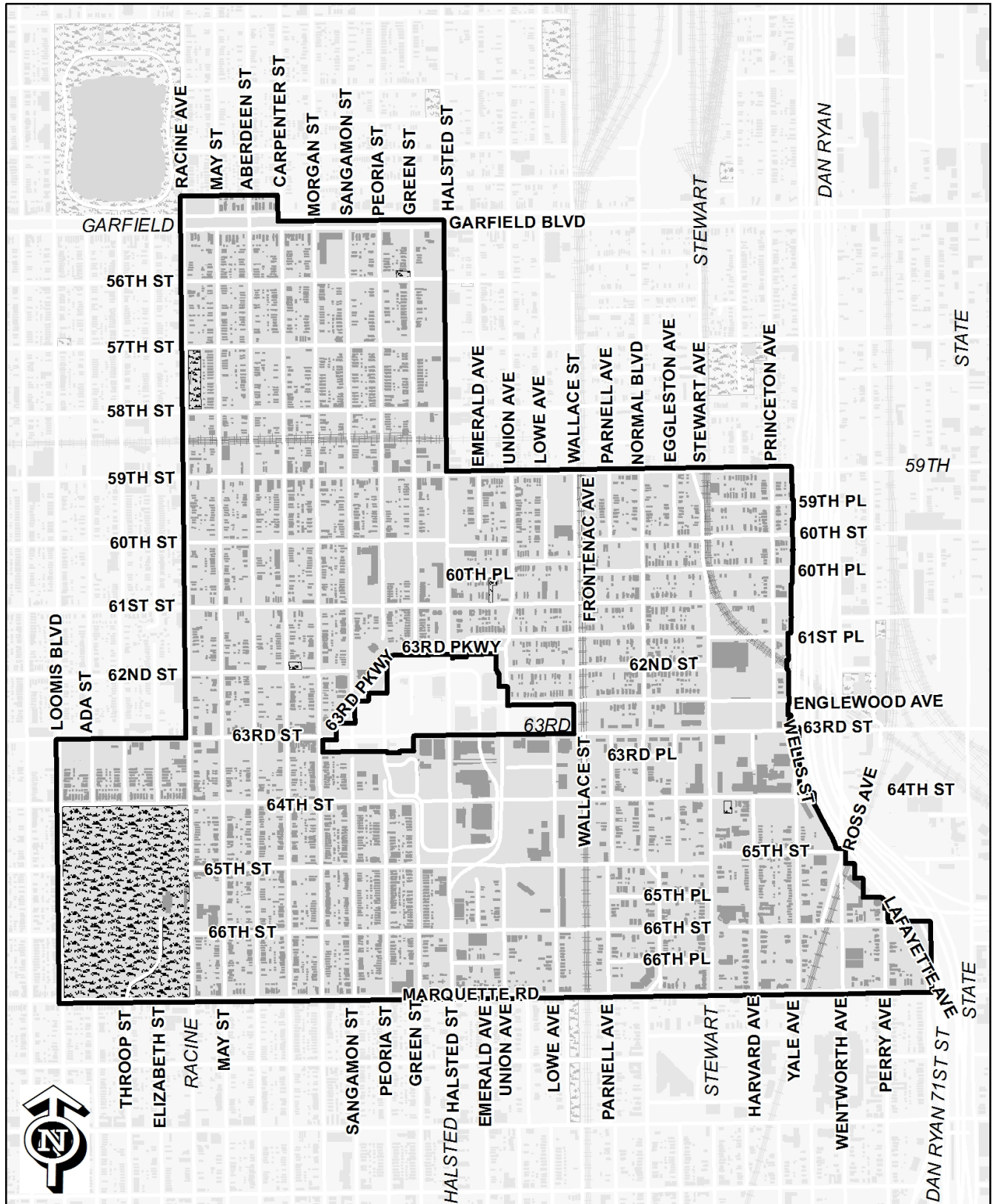
Provide a general description of the redevelopment project area using only major boundaries:

| Optional Documents                              | Enclosed |
|---|----------|
| Legal description of redevelopment project area |          |
| Map of District                                 | X        |



# Englewood Neighborhood TIF

## 2018 Annual Report



STATE OF ILLINOIS        )  
  )  
COUNTY OF COOK        )

**CERTIFICATION**

**TO:**

Susana Mendoza  
Comptroller of the State of Illinois  
James R. Thompson Center  
100 West Randolph Street, Suite 15-500  
Chicago, Illinois 60601  
Attention: June Canello, Director of Local Government

Janice Jackson  
Chief Executive Officer  
Chicago Board of Education  
42 West Madison Street  
Chicago, Illinois 60603

Daryl Okrzesik  
Associate Vice Chancellor-Finance  
City Colleges of Chicago  
3901 South State Street  
Chicago, Illinois 60609

Jacqueline Torres, Director of Finance  
Metropolitan Water Reclamation District  
of Greater Chicago  
100 East Erie Street, Room 2429  
Chicago, Illinois 60611

Jay Stewart  
Interim Bureau Chief  
Cook County Bureau of Economic Dev.  
69 West Washington Street, Suite 3000  
Chicago, Illinois 60602

Charles Givines, President  
South Cook County Mosquito Abatement  
District  
155th & Dixie Highway  
P.O. Box 1030  
Harvey, Illinois 60426

Lawrence Wilson, Comptroller  
Forest Preserve District of Cook County  
69 W. Washington Street, Suite 2060  
Chicago, IL 60602

Michael P. Kelly, General Superintendent  
CEO  
Chicago Park District  
541 North Fairbanks, 7th Floor  
Chicago, Illinois 60611

I, Lori E. Lightfoot, in connection with the annual report (the “Report”) of information required by Section 11-74.4-5(d) of the Tax Increment Allocation Redevelopment Act, 65 ILCS5/11-74.4-1 et seq, (the “Act”) with regard to the Englewood Neighborhood Redevelopment Project Area (the “Redevelopment Project Area”), do hereby certify as follows:

1. I am the duly qualified and acting Mayor of the City of Chicago, Illinois (the “City”) and, as such, I am the City’s Chief Executive Officer. This Certification is being given by me in such capacity.


**Attachment B**

2. During the preceding fiscal year of the City, being January 1 through December 31, 2018, the City complied, in all material respects, with the requirements of the Law, as applicable from time to time, regarding the Redevelopment Project Area.

3. In giving this Certification, I have relied on the opinion of the Corporation Counsel of the City furnished in connection with the Report.

4. This Certification may be relied upon only by the addressees hereof.

IN WITNESS WHEREOF, I have hereunto affixed my official signature as of this 28th day of June, 2019.

  
Lori E. Lightfoot, Mayor  
City of Chicago, Illinois



DEPARTMENT OF LAW  
CITY OF CHICAGO

June 28, 2019

Susana Mendoza  
Comptroller of the State of Illinois  
James R. Thompson Center  
100 West Randolph Street, Suite 15-500  
Chicago, Illinois 60601  
Attention: June Canello, Director of Local Government

Janice Jackson  
Chief Executive Officer  
Chicago Board of Education  
42 West Madison Street  
Chicago, Illinois 60603

Daryl Okrzesik  
Associate Vice Chancellor-Finance  
City Colleges of Chicago  
3901 South State Street  
Chicago, Illinois 60609

Jacqueline Torres, Director of Finance  
Metropolitan Water Reclamation District of  
Greater Chicago  
100 East Erie Street, Room 2429  
Chicago, Illinois 60611

Jay Stewart  
Interim Bureau Chief  
Cook County Bureau of Economic Dev.  
69 West Washington Street, Suite 3000  
Chicago, Illinois 60602

Charles Givines, President  
South Cook County Mosquito Abatement District  
155th & Dixie Highway  
P.O. Box 1030  
Harvey, Illinois 60426

Lawrence Wilson, Comptroller  
Forest Preserve District of Cook County  
69 W. Washington Street, Suite 2060  
Chicago, IL 60602

Michael P. Kelly, General Superintendent CEO  
Chicago Park District  
541 North Fairbanks, 7th Floor  
Chicago, Illinois 60611

Re: Englewood Neighborhood Redevelopment Project Area  
(the "Redevelopment Project Area")

Dear Addressees:

I am the Corporation Counsel of the City of Chicago, Illinois (the "City") and, in such capacity, I am the head of the City's Law Department. In such capacity, I am providing the opinion required by Section 11-74.4-5(d)(4) of the Tax Increment Allocation Redevelopment Act, 65 ILCS 5/11-74.4-1 et seq. (the "Act"), in connection with the submission of the report (the "Report") in accordance with, and containing the information required by, Section 11-74.4-5(d) of the Act for the Redevelopment Project Area.

Attorneys, past and present, in the Law Department of the City and familiar with the requirements of the Act, have had general involvement in the proceedings affecting the Redevelopment Project Area, including the preparation of ordinances adopted by the City Council of the City with respect to the following matters: approval of the redevelopment plan and project for the Redevelopment Project Area, designation of the Redevelopment Project Area as a redevelopment project area, and adoption of tax increment allocation financing for the Redevelopment Project Area, all in accordance with the then applicable provisions of the Act. Various departments of the City, including, if applicable, the Law Department, Department of Planning and Development, Department of Finance and Office of Budget and Management (collectively, the "City Departments"), have personnel responsible for and familiar with the activities in the Redevelopment Project Area affecting such City Departments and with the requirements of the Act in connection therewith. Such personnel are encouraged to seek and obtain, and do seek and obtain, the legal guidance of the Law Department with respect to issues that may arise from time to time regarding the requirements of, and compliance with, the Act.

In my capacity as Corporation Counsel, I have relied on the factual certification of the Acting Commissioner of the Department of Planning and Development attached hereto as Schedule 1, along with the general knowledge and actions of the appropriately designated and trained staff of the Law Department and other applicable City Departments involved with the activities affecting the Redevelopment Project Area. In addition, I have caused to be examined or reviewed by members of the Law Department of the City the certified audit report, to the extent required to be obtained by Section 11-74.4-5(d)(9) of the Act and submitted as part of the Report, which is required to review compliance with the Act in certain respects, to determine if such audit report contains information that might affect my opinion. I have also caused to be examined or reviewed such other documents and records as were deemed necessary to enable me to render this opinion. Nothing has come to my attention that would result in my need to qualify the opinion hereinafter expressed, subject to the limitations hereinafter set forth.

Based on the foregoing, I am of the opinion that, in all material respects, the City is in compliance with the provisions and requirements of the Act in effect and then applicable at the time actions were taken from time to time with respect to the Redevelopment Project Area.

This opinion is given in an official capacity and not personally and no personal liability shall derive herefrom. Furthermore, the only opinion that is expressed is the opinion specifically set forth herein, and no opinion is implied or should be inferred as to any other matter. Further, this opinion may be relied upon only by the addressees hereof and the Mayor of the City in providing her required certification in connection with the Report, and not by any other party.

Very truly yours,



Mark A. Flessner  
Corporation Counsel

## SCHEDULE 1

June 28, 2019

### CERTIFICATION

Acting Commissioner  
Department of Planning and Development  
City of Chicago

I, Eleanor Esser Gorski, am the Acting Commissioner of the Department of Planning and Development (“DPD”) of the City of Chicago, Illinois (the “City”) and, in such capacity, I am the head of DPD. I am also the TIF Administrator for the City for purposes of the Report (defined below). In such capacity, I am providing this Certification for the Corporation Counsel of the City to rely upon in connection with the opinion required by either Section 11-74.4-5(d)(4) of the Tax Increment Allocation Redevelopment Act, 65 ILCS 5/11-74.4-1 et seq.(the “Act”), or by Section 11-74.6-22(d)(4) of the Industrial Jobs Recovery Law, 65 ILCS 5/11-74.6-1 et seq. (the “Law”), as the case may be, in connection with the submission of an annual report (the “Report”) containing the information required by Section 11-74.4-5(d) of the Act or Section 11-74.6-22(d) of the Law for each of the Redevelopment Project Areas listed in Section 1 of the Report and hereby incorporated into this Certification (the “Redevelopment Project Areas”).

I hereby certify the following to the Corporation Counsel of the City:

1. DPD has overall responsibility for and is familiar with the activities in each of the Redevelopment Project Areas. DPD personnel are familiar with the requirements of the Act and the Law and are encouraged to seek and obtain, and do seek and obtain, the legal guidance of the City’s Department of Law with respect to legal issues that may arise from time to time regarding the requirements of, and compliance with, the Act and the Law.
2. DPD personnel have monitored compliance with the requirements of the Act and the Law during the previous fiscal year under the supervision of my predecessor Commissioner and to my reasonable satisfaction in connection with each of the Redevelopment Project Areas.

Based on the foregoing, I hereby certify to the Corporation Counsel of the City that, in all material respects, DPD has taken the appropriate actions to ensure that the City is in compliance with the provisions and requirements of the Act and the Law in effect and then applicable at the time actions were taken from time to time with respect to each of the Redevelopment Project Areas.

This Certification is given in an official capacity and not personally and no personal liability shall derive herefrom. Further, this Certification may be relied upon only by the Corporation Counsel of the City in providing the required legal opinion in connection with the Report, and not by any other party.

Very truly yours,



Eleanor Esser Gorski  
Acting Commissioner  
Department of Planning and Development

FY 2018

TIF NAME: Englewood Neighborhood Redevelopment Project Area

Agreements entered into concerning the disposition or redevelopment of property within the Project Area during the preceding fiscal year are listed below

| <b>Parties to Agreement with City</b> | <b>Project Description</b>         | <b>Address</b>       |
|---------------------------------------|------------------------------------|----------------------|
| N/A                                   | Construction of Mixed Use Property | 321 W 60th Pl        |
| N/A                                   | Construction of Mixed Use Property | 5930 S Union Ave     |
| N/A                                   | Construction of Mixed Use Property | 5954 S Peoria St     |
| N/A                                   | Construction of Mixed Use Property | 5950 S Peoria St     |
| N/A                                   | Construction of Mixed Use Property | 5955 S Sangamon St   |
| N/A                                   | Construction of Mixed Use Property | 5940 S Sangamon St   |
| N/A                                   | Construction of Mixed Use Property | 5804 S Peoria St     |
| N/A                                   | Construction of Mixed Use Property | 5743 S Sangamon St   |
| N/A                                   | Construction of Mixed Use Property | 5617 S Peoria St     |
| N/A                                   | Construction of Mixed Use Property | 6050 S Morgan St     |
| N/A                                   | Construction of Mixed Use Property | 5628 S Peoria St     |
| N/A                                   | Construction of Mixed Use Property | 6029 S Peoria St     |
| N/A                                   | Construction of Mixed Use Property | 325 W 60th Pl        |
| N/A                                   | Construction of Mixed Use Property | 1249 W Englewood Ave |
| N/A                                   | Construction of Mixed Use Property | 609 W 61st St        |
| N/A                                   | Construction of Mixed Use Property | 643 W 61st St        |
| N/A                                   | Construction of Mixed Use Property | 5912 S Lowe Ave      |
| N/A                                   | Construction of Mixed Use Property | 5911 S Union Ave     |
| N/A                                   | Construction of Mixed Use Property | 5962 S Union Ave     |
| N/A                                   | Construction of Mixed Use Property | 5932 S Union Ave     |
| N/A                                   | Construction of Mixed Use Property | 5605 S Peoria St     |
| N/A                                   | Construction of Mixed Use Property | 6352 S Peoria St     |
| N/A                                   | Construction of Mixed Use Property | 528 W 65th Pl        |
| N/A                                   | Construction of Mixed Use Property | 6512 S Parnell Ave   |
| N/A                                   | Construction of Mixed Use Property | 6526 S Union Ave     |
| N/A                                   | Construction of Mixed Use Property | 6423 S Parnell Ave   |
| N/A                                   | Construction of Mixed Use Property | 6621 S Sangamon St   |
| N/A                                   | Construction of Mixed Use Property | 1058 W Marquette Rd  |
| N/A                                   | Construction of Mixed Use Property | 6629 S Aberdeen St   |
| N/A                                   | Construction of Mixed Use Property | 6520 S Green St      |
| N/A                                   | Construction of Mixed Use Property | 5913 S Peoria St     |
| N/A                                   | Construction of Mixed Use Property | 6522 S Morgan St     |
| N/A                                   | Construction of Mixed Use Property | 434 W 65th Pl        |
| N/A                                   | Construction of Mixed Use Property | 7300 S Princeton Ave |
| N/A                                   | Construction of Mixed Use Property | 6352 S Sangamon St   |
| N/A                                   | Construction of Mixed Use Property | 6344 S Morgan St     |
| N/A                                   | Construction of Mixed Use Property | 1039 W 61st St       |
| N/A                                   | Construction of Mixed Use Property | 6033 S Green St      |
| N/A                                   | Construction of Mixed Use Property | 6141 S May St        |
| N/A                                   | Construction of Mixed Use Property | 6136 S May St        |
| N/A                                   | Construction of Mixed Use Property | 6033 S Peoria St     |
| N/A                                   | Construction of Mixed Use Property | 6518 S Green St      |

CITY OF CHICAGO, ILLINOIS  
ENGLEWOOD NEIGHBORHOOD  
REDEVELOPMENT PROJECT

FINANCIAL REPORT

DECEMBER 31, 2018



CITY OF CHICAGO, ILLINOIS  
ENGLEWOOD NEIGHBORHOOD REDEVELOPMENT PROJECT

C O N T E N T S

|   | <u>Page</u> |
|---|-------------|
| INDEPENDENT AUDITOR'S REPORT ON THE FINANCIAL STATEMENTS<br>AND SUPPLEMENTARY INFORMATION           | 1-2         |
| Management's discussion and analysis  | 3-5         |
| Statement of net position and governmental fund balance sheet                                       | 6           |
| Statement of activities and governmental fund revenues,<br>expenditures and changes in fund balance | 7           |
| Notes to financial statements   | 8-10        |
| SUPPLEMENTARY INFORMATION   |             |
| Schedule of expenditures by statutory code  | 11          |



## INDEPENDENT AUDITOR'S REPORT

The Honorable Lori E. Lightfoot, Mayor  
Members of the City Council  
City of Chicago, Illinois

We have audited the accompanying financial statements of the Englewood Neighborhood Redevelopment Project of the City of Chicago, Illinois, as of and for the year ended December 31, 2018, and the related notes to the financial statements, which collectively comprise the Project's basic financial statements as listed in the table of contents.

### **Management's Responsibility for the Financial Statements**

Management is responsible for the preparation and fair presentation of these financial statements in accordance with accounting principles generally accepted in the United States of America; this includes the design, implementation, and maintenance of internal control relevant to the preparation and fair presentation of financial statements that are free from material misstatement, whether due to fraud or error.

### **Auditor's Responsibility**

Our responsibility is to express an opinion on these financial statements based on our audit. We conducted our audit in accordance with auditing standards generally accepted in the United States of America. Those standards require that we plan and perform the audit to obtain reasonable assurance about whether the financial statements are free from material misstatement.

An audit involves performing procedures to obtain audit evidence about the amounts and disclosures in the financial statements. The procedures selected depend on the auditor's judgment, including the assessment of the risks of material misstatement of the financial statements, whether due to fraud or error. In making those risk assessments, the auditor considers internal control relevant to the entity's preparation and fair presentation of the financial statements in order to design audit procedures that are appropriate in the circumstances, but not for the purpose of expressing an opinion on the effectiveness of the entity's internal control. Accordingly, we express no such opinion. An audit also includes evaluating the appropriateness of accounting policies used and the reasonableness of significant accounting estimates made by management, as well as evaluating the overall presentation of the financial statements.

We believe that the audit evidence we have obtained is sufficient and appropriate to provide a basis for our audit opinion.

### **Opinion**

In our opinion, the financial statements referred to above present fairly, in all material respects, the respective financial position of the Englewood Neighborhood Redevelopment Project of the City of Chicago, Illinois, as of December 31, 2018, and the respective changes in financial position for the year then ended in accordance with accounting principles generally accepted in the United States of America.

### **Emphasis of Matter**

As described in Note 1, the financial statements present only the activities of the Englewood Neighborhood Redevelopment Project and do not purport to present the financial position and the changes in financial position of any other special revenue funds of the City of Chicago, Illinois, as of December 31, 2018 and for the year then ended in accordance with accounting principles generally accepted in the United States of America. Our opinion is not modified with respect to this matter.


### **Other Matters**

#### *Required Supplementary Information*

Accounting principles generally accepted in the United States of America require that the management's discussion and analysis on pages 3-5 be presented to supplement the basic financial statements. Such information, although not a part of the basic financial statements, is required by the Governmental Accounting Standards Board, who considers it to be an essential part of financial reporting for placing the basic financial statements in an appropriate operational, economic, or historical context. We have applied certain limited procedures to the required supplementary information in accordance with auditing standards generally accepted in the United States of America, which consisted of inquiries of management about the methods of preparing the information and comparing the information for consistency with management's responses to our inquiries, the basic financial statements, and other knowledge we obtained during our audit of the basic financial statements. We do not express an opinion or provide any assurance on the information because the limited procedures do not provide us with sufficient evidence to express an opinion or provide any assurance.

#### *Other Information*

Our audit was conducted for the purpose of forming an opinion on the financial statements that collectively comprise the basic financial statements. The Schedule of Expenditures by Statutory Code is presented for purposes of additional analysis and is not a required part of the basic financial statements. Such information is the responsibility of management and was derived from and relates directly to the underlying accounting and other records used to prepare the basic financial statements. Such information has been subjected to the auditing procedures applied in the audit of the basic financial statements and certain additional procedures, including comparing and reconciling such information directly to the underlying accounting and other records used to prepare the basic financial statements or to the basic financial statements themselves, and other additional procedures in accordance with auditing standards generally accepted in the United States of America. In our opinion, such information is fairly stated, in all material respects, in relation to the basic financial statements as a whole.



June 28, 2019

CITY OF CHICAGO, ILLINOIS  
ENGLEWOOD NEIGHBORHOOD REDEVELOPMENT PROJECT

MANAGEMENT'S DISCUSSION AND ANALYSIS  
(UNAUDITED)

As management of the Englewood Neighborhood Tax Increment Redevelopment Project Area (Project), we offer the readers of the Project's financial statements this narrative overview and analysis of the Project's financial performance for the year ended December 31, 2018. Please read it in conjunction with the Project's financial statements, which follow this section.

*Overview of the Financial Statements*

This discussion and analysis is intended to serve as an introduction to the Project's basic financial statements. The Project's basic financial statements include three components: 1) government-wide financial statements, 2) governmental fund financial statements, and 3) notes to the financial statements. This report also contains other supplementary information concerning the Project's expenditures by statutory code.

*Basic Financial Statements*

The basic financial statements include two kinds of financial statements that present different views of the Project – the *Government-Wide Financial Statements* and the *Governmental Fund Financial Statements*. These financial statements also include the notes to the financial statements that explain some of the information in the financial statements and provide more detail.

*Government-Wide Financial Statements*

The government-wide financial statements provide both long-term and short-term information about the Project's financial status and use accounting methods similar to those used by private-sector companies. The statement of net position includes all of the project's assets and liabilities. All of the current year's revenues and expenses are accounted for in the statement of activities regardless of when cash is received or paid. The two government-wide statements report the Project's net position and how they have changed. Net position – the difference between the Project's assets and liabilities – is one way to measure the Project's financial health, or position.

*Governmental Fund Financial Statements*

The governmental fund financial statements provide more detailed information about the Project's significant funds – not the Project as a whole. Governmental funds focus on: 1) how cash and other financial assets can readily be converted to cash flows and 2) the year-end balances that are available for spending. Consequently, the governmental fund statements provide a detailed short-term view that helps determine whether there are more financial resources that can be spent in the near future to finance the Project. Because this information does not encompass the additional long-term focus of the government-wide statements, we provide additional information at the bottom of the statements to explain the relationship (or differences) between them.

CITY OF CHICAGO, ILLINOIS  
ENGLEWOOD NEIGHBORHOOD REDEVELOPMENT PROJECT

MANAGEMENT'S DISCUSSION AND ANALYSIS  
(UNAUDITED)  
(Continued)

*Notes to the Financial Statements*

The notes provide additional information that is essential to a full understanding of the data provided in the government-wide and governmental fund financial statements. The notes to the financial statements follow the basic financial statements.

*Other Supplementary Information*

In addition to the basic financial statements and accompanying notes, this report also presents a schedule of expenditures by statutory code. This supplementary information follows the notes to the financial statements.

*Condensed Comparative Financial Statements*

The condensed comparative financial statements are presented on the following page.

*Analysis of Overall Financial Position and Results of Operations*

Property tax revenue for the Project was \$4,707,122 for the year. This was an increase of 9 percent over the prior year. The change in net position (including other financing uses) produced an increase in net position of \$1,671,254. The Project's net position increased by 6 percent from the prior year making available \$28,881,433 of funding to be provided for purposes of future redevelopment in the Project's designated area. Expenses increased this year due to the Project's formulation of a redevelopment plan or necessary funding was substantially complete and available.

CITY OF CHICAGO, ILLINOIS  
ENGLEWOOD NEIGHBORHOOD REDEVELOPMENT PROJECT

MANAGEMENT'S DISCUSSION AND ANALYSIS  
(UNAUDITED)  
(Concluded)

Government-Wide

|                         | <u>2018</u>          | <u>2017</u>          | <u>Change</u>       | <u>% Change</u> |
|-------------------------|----------------------|----------------------|---------------------|-----------------|
| Total assets            | \$ 29,401,932        | \$ 27,446,446        | \$ 1,955,486        | 7%              |
| Total liabilities       | <u>520,499</u>       | <u>236,267</u>       | <u>284,232</u>      | 120%            |
| Total net position      | <u>\$ 28,881,433</u> | <u>\$ 27,210,179</u> | <u>\$ 1,671,254</u> | 6%              |
| <br>                    |                      |                      |                     |                 |
| Total revenues          | \$ 4,806,342         | \$ 4,604,844         | \$ 201,498          | 4%              |
| Total expenses          | <u>2,634,888</u>     | <u>1,165,837</u>     | <u>1,469,051</u>    | 126%            |
| Other financing uses    | <u>500,200</u>       | <u>410,983</u>       | <u>89,217</u>       | 22%             |
| Changes in net position | <u>1,671,254</u>     | <u>3,028,024</u>     | <u>(1,356,770)</u>  | -45%            |
| Ending net position     | <u>\$ 28,881,433</u> | <u>\$ 27,210,179</u> | <u>\$ 1,671,254</u> | 6%              |

CITY OF CHICAGO, ILLINOIS  
ENGLEWOOD NEIGHBORHOOD REDEVELOPMENT PROJECT

STATEMENT OF NET POSITION AND  
GOVERNMENTAL FUND BALANCE SHEET  
DECEMBER 31, 2018

| <u>A S S E T S</u>                                   | <u>Governmental<br/>Fund</u> | <u>Adjustments</u>   | <u>Statement<br/>of<br/>Net Position</u> |
|--|------------------------------|----------------------|--|
| Cash and investments                                 | \$ 23,013,358                | \$ -                 | \$ 23,013,358                            |
| Property taxes receivable                            | 6,314,897                    | -                    | 6,314,897                                |
| Accrued interest receivable                          | <u>73,677</u>                | <u>-</u>             | <u>73,677</u>                            |
| Total assets   | <u>\$ 29,401,932</u>         | <u>\$ -</u>          | <u>\$ 29,401,932</u>                     |
| <u>LIABILITIES AND DEFERRED INFLOWS</u>              |                              |                      |  |
| Vouchers payable                                     | \$ 229,754                   | \$ -                 | \$ 229,754                               |
| Due to other City funds                              | <u>290,745</u>               | <u>-</u>             | <u>290,745</u>                           |
| Total liabilities                                    | <u>520,499</u>               | <u>-</u>             | <u>520,499</u>                           |
| Deferred inflows                                     | <u>5,679,347</u>             | <u>(5,679,347)</u>   | <u>-</u>                                 |
| <u>FUND BALANCE/NET POSITION</u>                     |                              |                      |  |
| Fund balance:  |                              |                      |  |
| Restricted for future redevelopment<br>project costs | <u>23,202,086</u>            | (23,202,086)         | -  |
| Total liabilities, deferred inflows and fund balance | <u>\$ 29,401,932</u>         |                      |  |
| Net position:  |                              |                      |  |
| Restricted for future redevelopment<br>project costs |                              | <u>28,881,433</u>    | <u>28,881,433</u>                        |
| Total net position                                   |                              | <u>\$ 28,881,433</u> | <u>\$ 28,881,433</u>                     |

Amounts reported for governmental activities in the statement of net position are different because:

|  |                      |
|--|----------------------|
| Total fund balance - governmental fund   | \$ 23,202,086        |
| Property tax revenue is recognized in the period for which levied rather than when "available". A portion of the deferred property tax revenue is not available. | <u>5,679,347</u>     |
| Total net position - governmental activities   | <u>\$ 28,881,433</u> |

The accompanying notes are an integral part of the financial statements.

CITY OF CHICAGO, ILLINOIS  
ENGLEWOOD NEIGHBORHOOD REDEVELOPMENT PROJECT

STATEMENT OF ACTIVITIES AND GOVERNMENTAL FUND REVENUES, EXPENDITURES  
AND CHANGES IN FUND BALANCE  
FOR THE YEAR ENDED DECEMBER 31, 2018

|  | <u>Governmental</u><br><u>Fund</u> | <u>Adjustments</u>  | <u>Statement of</u><br><u>Activities</u> |
|--|------------------------------------|---------------------|--|
| Revenues:  |                                    |                     |  |
| Property tax   | \$ 4,499,023                       | \$ 208,099          | \$ 4,707,122                             |
| Interest   | 80,201                             | -                   | 80,201                                   |
| Miscellaneous revenue  | 19,019                             | -                   | 19,019                                   |
|  | <hr/>                              | <hr/>               | <hr/>                                    |
| Total revenues   | 4,598,243                          | 208,099             | 4,806,342                                |
| Expenditures/expenses:   |                                    |                     |  |
| Economic development projects                                    | 2,634,888                          | -                   | 2,634,888                                |
|  | <hr/>                              | <hr/>               | <hr/>                                    |
| Excess of revenues over expenditures                             | 1,963,355                          | 208,099             | 2,171,454                                |
| Other financing uses:  |                                    |                     |  |
| Surplus distribution (Note 2)                                    | (500,200)                          | -                   | (500,200)                                |
|  | <hr/>                              | <hr/>               | <hr/>                                    |
| Excess of revenues over expenditures<br>and other financing uses | 1,463,155                          | (1,463,155)         | -  |
| Change in net position   | -                                  | 1,671,254           | 1,671,254                                |
| Fund balance/net position:                                       |                                    |                     |  |
| Beginning of year  | 21,738,931                         | 5,471,248           | 27,210,179                               |
|  | <hr/>                              | <hr/>               | <hr/>                                    |
| End of year  | <u>\$ 23,202,086</u>               | <u>\$ 5,679,347</u> | <u>\$ 28,881,433</u>                     |

Amounts reported for governmental activities in the statement of activities are different because:

|  |                     |
|--|---------------------|
| Net change in fund balance - governmental fund   | \$ 1,463,155        |
| Property tax revenue is recognized in the period for which levied rather than when "available". A portion of the deferred property tax revenue is not available. | <hr/> 208,099       |
| Change in net position - governmental activities   | <u>\$ 1,671,254</u> |

The accompanying notes are an integral part of the financial statements.



CITY OF CHICAGO, ILLINOIS  
ENGLEWOOD NEIGHBORHOOD REDEVELOPMENT PROJECT

NOTES TO FINANCIAL STATEMENTS

Note 1 – Summary of Significant Accounting Policies

(a) *Reporting Entity*

In June 2001, the City of Chicago (City) established the Englewood Neighborhood Tax Increment Redevelopment Project Area (Project). The area has been established to finance improvements, leverage private investment and create and retain jobs. The Project is accounted for within the special revenue funds of the City.

The financial statements present only the activities of the Englewood Neighborhood Tax Increment Redevelopment Project and do not purport to present the financial position and the changes in financial position of any other special revenue funds of the City of Chicago, Illinois, as of December 31, 2018 and for the year ended in accordance with accounting principles generally accepted in the United States of America.

(b) *Government-Wide and Fund Financial Statements*

The accompanying financial statements of the Project have been prepared in conformity with generally accepted accounting principles as prescribed by the Government Accounting Standards Board (GASB). GASB Statement No. 72, *Fair Value Measurement and Application* (“GASB 72”), addresses accounting and financial reporting issues related to fair value measurements. This Statement provides guidance for determining a fair value measurement for financial reporting purposes and the related disclosures. This Statement requires a government to use valuation techniques that are appropriate under the circumstances and for which sufficient data are available to measure fair value. This Statement establishes a hierarchy of inputs to valuation techniques used to measure fair value. This Statement also requires disclosures to be made about fair value measurements, the level of fair value hierarchy and valuation techniques.

GASB Statement No. 77, *Tax Abatement Disclosures* (“GASB 77”), requires governments that enter into tax abatement agreements to disclose: (1) brief descriptive information concerning the agreement; (2) the gross dollar amount of taxes abated during the period; and (3) commitments made by government, other than to abate taxes, that are part of the tax abatement agreement. In 2018, the Project made no tax abatement payments to a developer.

(c) *Measurement Focus, Basis of Accounting and Financial Statements Presentation*

The government-wide financial statements are reported using the *accrual basis of accounting*. Revenues are recorded when earned and expenses are recorded when a liability is incurred regardless of the timing of related cash flows. Property taxes are recognized as revenues in the year for which they are levied.

The governmental fund financial statements are prepared on the *modified accrual basis of accounting* with only current assets and liabilities included on the balance sheet. Under *the modified accrual basis of accounting*, revenues are recorded when susceptible to accrual, i.e., both measurable and available to finance expenditures of the current period. Available means collectible within the current period or soon enough thereafter to be used to pay liabilities of the current period. Property taxes are susceptible to accrual and recognized as a receivable in the year levied. Revenue recognition is deferred unless the taxes are received within 60 days subsequent to year-end. Expenditures are recorded when the liability is incurred.

CITY OF CHICAGO, ILLINOIS  
ENGLEWOOD NEIGHBORHOOD REDEVELOPMENT PROJECT

NOTES TO FINANCIAL STATEMENTS  
(Continued)

Note 1 – Summary of Significant Accounting Policies (Continued)

(c) *Measurement Focus, Basis of Accounting and Financial Statements Presentation (Concluded)*

Private-sector standards of accounting and financial reporting issued prior to December 1, 1989, generally are followed in government-wide financial statements to the extent that those standards do not conflict with or contradict guidance of the Governmental Accounting Standards Board. The City has elected not to follow subsequent private-sector guidance.

The preparation of financial statements in conformity with accounting principles generally accepted in the United States of America requires management to make estimates and assumptions that affect the reported amounts of assets and liabilities and disclosure of contingent assets and liabilities at the date of the financial statements and the reported amounts of revenues and expenses during the reporting period. Accordingly, actual results could differ from these estimates.

(d) *Assets, Liabilities and Net Position*

*Cash and Investments*

Cash being held by the City is generally deposited with the City Treasurer as required by the Municipal Code of Chicago. The City Comptroller issues warrants for authorized City expenditures which represent a claim for payment when presented to the City Treasurer. Payment for all City warrants clearing is made by checks drawn on the City's various operating bank accounts.

The City Treasurer and City Comptroller share responsibility for investing in authorized investments. Interest earned and fair market value adjustments on pooled investments are allocated to participating funds based on their average combined cash and investment balances. Since investment income is derived from pooled investments, the fair value measurement and fair value hierarchy disclosures of the newly adopted GASB 72 will not be separately presented in a note disclosure.

The City values its investments at fair value or amortized cost. U.S. Government securities purchased at a price other than par with a maturity of less than one year are recognized at amortized cost.

*Deferred Inflows*

Deferred inflows represent deferred property tax revenue amounts to be recognized as revenue in future years in the governmental fund financial statements.

*Capital Assets*

Capital assets are not capitalized in the governmental fund but, instead, are charged as current expenditures when purchased. The Government-wide financial statements (i.e., the statement of net position and the statement of changes in net position) of the City includes the capital assets and related depreciation, if any, of the Project in which ownership of the capital asset will remain with the City (i.e. infrastructure, or municipal building). All other construction will be expensed in both the government-wide financial statements and the governmental fund as the City nor Project will retain the right of ownership.

CITY OF CHICAGO, ILLINOIS  
ENGLEWOOD NEIGHBORHOOD REDEVELOPMENT PROJECT

NOTES TO FINANCIAL STATEMENTS  
(Concluded)

Note 1 – Summary of Significant Accounting Policies (Concluded)

(e) *Stewardship, Compliance and Accountability*

*Illinois Tax Increment Redevelopment Allocation Act Compliance*

The Project's expenditures include reimbursements for various eligible costs as described in subsection (q) of Section 11-74.4-3 of the Illinois Tax Increment Redevelopment Allocation Act and the Redevelopment Agreement relating specifically to the Project. Eligible costs include but are not limited to survey, property assembly, rehabilitation, public infrastructure, financing and relocation costs.

*Reimbursements*

Reimbursements, if any, are made to the developer for project costs, as public improvements are completed and pass City inspection.

Note 2 – Surplus Distribution

In December 2017, the City declared a surplus within the fund balance of the Project in the amount of \$500,200. In February 2018, the surplus funds were sent to the Cook County Treasurer's Office to be redistributed to the various taxing agencies.

Note 3 – Commitments

As of December 31, 2018, the Project has entered into contracts for approximately \$820,566 for services and construction projects.

SUPPLEMENTARY INFORMATION

CITY OF CHICAGO, ILLINOIS  
ENGLEWOOD NEIGHBORHOOD REDEVELOPMENT PROJECT

SCHEDULE OF EXPENDITURES BY STATUTORY CODE

Code Description

|  |                            |
|--|----------------------------|
| Costs of studies, surveys, development of plans and specifications, implementation and administration of the redevelopment plan including but not limited to staff and professional service costs for architectural, engineering, legal, marketing | \$ 91,113                  |
| Costs of rehabilitation, reconstruction or repair or remodeling of existing public or private buildings and fixtures   | 323,398                    |
| Costs of the construction of public works or improvements  | <u>2,220,377</u>           |
|  | <u><u>\$ 2,634,888</u></u> |

INDEPENDENT AUDITOR'S REPORT

The Honorable Lori E. Lightfoot, Mayor  
Members of the City Council  
City of Chicago, Illinois

We have audited, in accordance with auditing standards generally accepted in the United States of America, the financial statements of Englewood Neighborhood Redevelopment Project of the City of Chicago, Illinois, which comprise the statement of net position and governmental fund balance sheet as of December 31, 2018, and the related statement of activities and governmental fund revenues, expenditures and changes in fund balance for the year then ended, and the related notes to the financial statements, and we have issued our report thereon dated June 28, 2019.

In connection with our audit, nothing came to our attention that caused us to believe that the Project failed to comply with the regulatory provisions in Subsection (q) of Section 11-74.4-3 of the Illinois Tax Increment Allocation Redevelopment Act and Subsection (o) of Section 11-74.6-10 of the Illinois Industrial Jobs Recovery Law as they relate to the eligibility for costs incurred incidental to the implementation of the Englewood Neighborhood Redevelopment Project of the City of Chicago, Illinois.

However, our audit was not directed primarily toward obtaining knowledge of such noncompliance. Accordingly, had we performed additional procedures, other matters may have come to our attention regarding the Project's noncompliance with the above referenced regulatory provisions, insofar as they relate to accounting matters.

This report is intended for the information of the City of Chicago's management. However, this report is a matter of public record, and its distribution is not limited.

*Prado & Renteria*

June 28, 2019