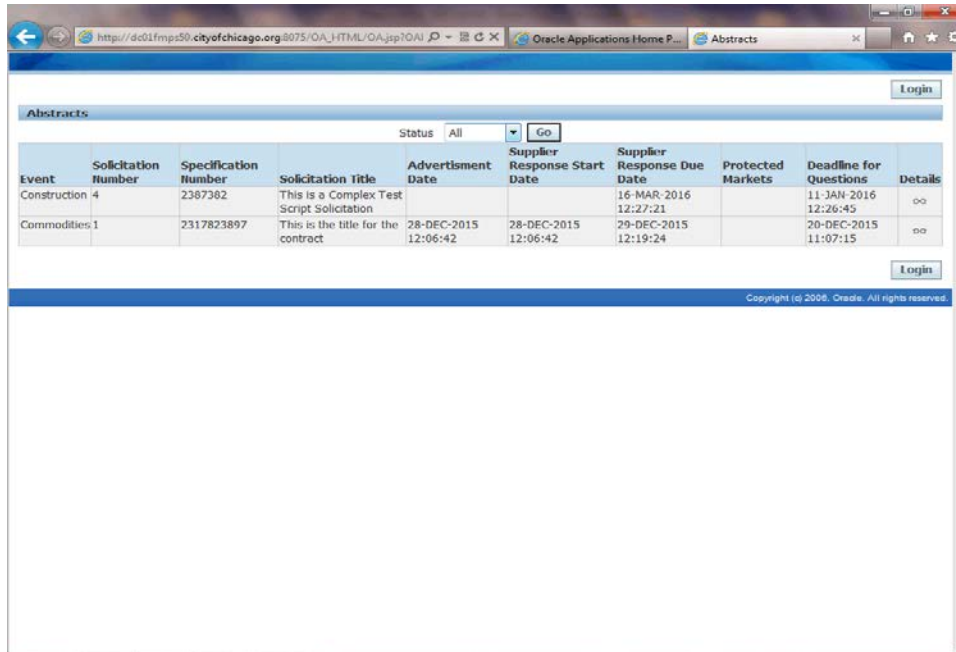


View Current Bid Opportunities



The screenshot shows a web browser window with the URL https://dc01fmpa50.cityofchicago.org:8075/OA_HTML/OA.jsp?OA.... The page title is "Abstracts". There is a "Login" button in the top right corner. Below the header, there is a search area with "Status" set to "All" and a "Go" button. The main content is a table with the following data:

Event	Solicitation Number	Specification Number	Solicitation Title	Advertisement Date	Supplier Response Start Date	Supplier Response Due Date	Protected Markets	Deadline for Questions	Details
Construction	4	2387382	This is a Complex Test Script Solicitation			16-MAR-2016 12:27:21		11-JAN-2016 12:26:45	oo
Commodities	1	2317823897	This is the title for the contract	28-DEC-2015 12:06:42	28-DEC-2015 12:06:42	29-DEC-2015 12:19:24		20-DEC-2015 11:07:15	oo

At the bottom of the table, there is another "Login" button. Below the table, there is a footer that reads "Copyright (c) 2006, Oracle. All rights reserved."

In this Course you will learn how to view all of the City of Chicago current bid opportunities in Oracle.

Abstracts

Status: All Go

Event	Solicitation Number	Specification Number	Solicitation Title	Advertisement Date	Supplier Response Start Date	Supplier Response Due Date	Protected Markets	Deadline for Questions	Details
Construction 4		2387382	This is a Complex Test Script Solicitation			16-MAR-2016 12:27:21		11-JAN-2016 12:26:45	oo
Commodities,1		2317823897	This is the title for the contract	28-DEC-2015 12:06:42	28-DEC-2015 12:06:42	29-DEC-2015 12:19:24		20-DEC-2015 11:07:15	oo

Copyright (c) 2006, Oracle. All rights reserved.

Step 1

From the City of Chicago website's, you will click on a link to see all of the FMPS bidding opportunities.

On this page you will see an Event, Solicitation Number, Specification Number, Solicitation Title, Advertisement Date, Supplier Response Start Date, Supplier Response Dues Date, Whether or not it is a protected market, Deadline for Questions and Details.

Click the **Status** list.

The screenshot shows the Oracle Applications Home Page for the City of Chicago. The page title is 'Abstracts'. There is a 'Login' button in the top right corner. Below the title, there is a status filter dropdown menu set to 'All' and a 'Go' button. The main content is a table with the following data:

Event	Solicitation Number	Specification Number	Solicitation Title	Adverse Date	Status	Supplier Response Start Date	Supplier Response Due Date	Protected Markets	Deadline for Questions	Details
Construction	4	2387382	This is a Complex Test Script Solicitation		Active		16-MAR-2016		11-JAN-2016	oo
Commodities	1	2317823897	This is the title for the contract	28-DEC-2015	Cancelled	12:06:42	29-DEC-2015		20-DEC-2015	oo

At the bottom of the page, there is a 'Login' button and a copyright notice: 'Copyright (c) 2006, Oracle. All rights reserved.'

Step 2

You can view all City of Chicago Solicitations through this page. Uses one of the filters to sort.

To see all active solicitations, click the **Active** list item.

Step 3

Click the **Go** button.

The screenshot shows a web browser window displaying an Oracle Applications page titled "Abstracts". The page contains a table with the following data:

Event	Solicitation Number	Specification Number	Solicitation Title	Advertisement Date	Supplier Response Start Date	Supplier Response Due Date	Protected Markets	Deadline for Questions	Details
Construction 4		2387382	This is a Complex Test Script Solicitation			16-MAR-2016 12:27:21		11-JAN-2016 12:26:45	oo
Commodities.1		2317823897	This is the title for the contract	28-DEC-2015 12:06:42	28-DEC-2015 12:06:42	29-DEC-2015 12:19:24		20-DEC-2015 11:07:15	oo

At the top of the table, there is a status filter set to "Active" and a "Go" button highlighted with a red box. The page also includes a "Login" button in the top right and a footer with the text "Copyright (c) 2006, Oracle. All rights reserved."

Abstracts

Status: All

Event	Solicitation Number	Specification Number	Solicitation Title	Advertisement Date	Supplier Response Start Date	Supplier Response Due Date	Protected Markets	Deadline for Questions	Details
Construction	4	2387382	This is a Complex Test Script Solicitation			16-MAR-2016 12:27:21		11-JAN-2016 12:26:45	
Commodities	1	2317823897	This is the title for the contract	28-DEC-2015 12:06:42	28-DEC-2015 12:06:42	29-DEC-2015 12:19:24		20-DEC-2015 11:07:15	

Copyright (c) 2006, Oracle. All rights reserved.

Step 4

Once you find a solicitation you are interested in learning more about, click the **Details** button for that solicitation.

The screenshot displays the Oracle Applications interface for 'Form Details (Abstract): RFQ 1'. The page includes a 'Login' button in the top right corner. Below the title bar, the status is 'Closed' and there is a 'Document PDF File' link. The 'Abstract' section contains the following information:

Event	Commodities	Advertisement Date	20-DEC-2015 12:06:42
Solicitation Number	1	Supplier Response Start Date	28-DEC-2015 12:06:42
Specification Number	2317823897	Supplier Response Due Date	29-DEC-2015 12:19:24
Solicitation Title	This is the title for the contract		

The 'Other Details Section' includes a tip: 'TIP Enter the Scope for this RFQ' and a link to 'Other Details'. The 'Pre-Solicitation Meeting' section contains the following table:

Type	Attendance	Pre-Solicitation Conference Date & Time	Pre-Solicitation Conference Location
Pre-Solicitation Conference	Mandatory	30-Dec-2015 11:07:01	123 Main St. Chicago IL

Below the table, it states 'Deadline for Questions: 20-Dec-2015 11:07:15'. At the bottom left, there is a 'Return to Abstracts' link, and at the bottom right, another 'Login' button. The footer contains the text 'Copyright (c) 2006, Oracle. All rights reserved.'

Step 5

Here you will see more details regarding that solicitation. You will see more details about the scope of work and whether or not there are any pre-solicitation meetings or site visits and their locations.

To see the entire solicitation in detail before bidding, click the **PDF File** link on the top of the page.

Step 6

You may need to click the open button or save button to view the file in PDF.

Click the **Open** button.

Form Details (Abstract): RFQ 1

Status: Closed Document: PDF File

Abstract

Event	Commodities	Advertisement Date	20-DEC-2015 12:06:42
Solicitation Number	1	Supplier Response Start Date	28-DEC-2015 12:06:42
Specification Number	2317823897	Supplier Response Due Date	29-DEC-2015 12:19:24
Solicitation Title	This is the title for the contract		

Other Details Section

TIP Enter the Scope for this RFQ

Other Details

Pre-Solicitation Meeting

Type	Attendance	Pre-Solicitation Conference Date & Time	Pre-Solicitation Conference Location
Pre-Solicitation Conference	Mandatory	30-Dec-2015 11:07:01	123 Main St. Chicago IL

Deadline for Questions: 20-Dec-2015 11:07:15

Return to Abstracts

Copyright (c) 2006, Oracle. All rights reserved.

Do you want to open or save 1.pdf from dc01fmps50.cityofchicago.org?

Open Save Cancel

Form Details (Abstract): RFQ 1

Status: Closed

Document PDF File

Abstract

Event	Commodities	Advertisement Date	20-DEC-2015 12:06:42
Solicitation Number	1	Supplier Response Start Date	28-DEC-2015 12:06:42
Specification Number	2317823897	Supplier Response Due Date	29-DEC-2015 12:19:24
Solicitation Title	This is the title for the contract	Protected Markets	

Other Details Section

TIP Enter the Scope for this RFQ

Other Details

Pre-Solicitation Meeting

Type	Attendance	Pre-Solicitation Conference Date & Time	Pre-Solicitation Conference Location
Pre-Solicitation Conference	Mandatory	30-Dec-2015 11:07:01	123 Main St. Chicago IL

Deadline for Questions: 20-Dec-2015 11:07:15

Return to Abstracts

Login

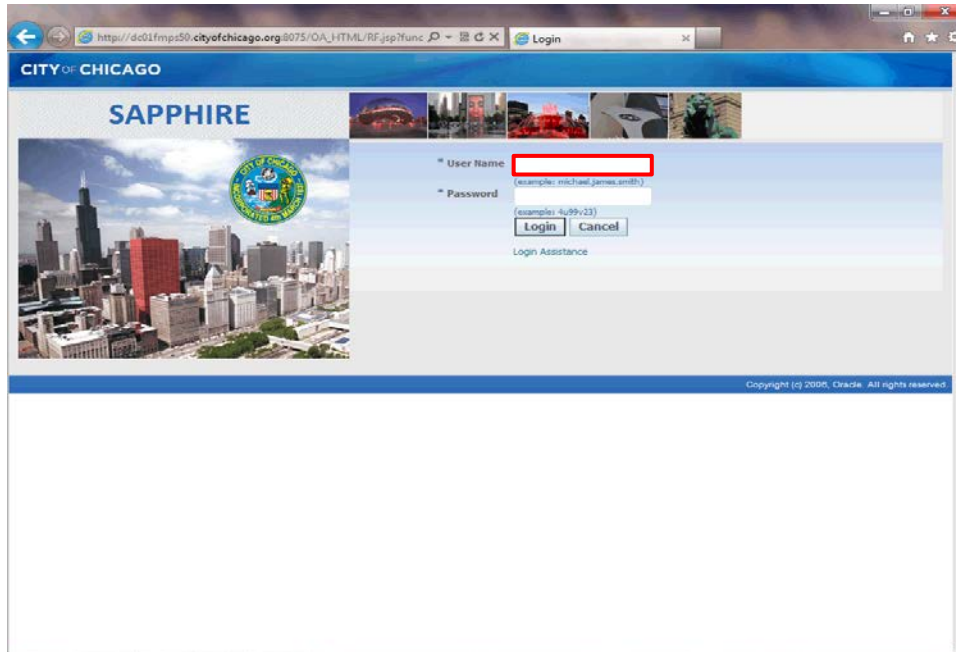
Copyright (c) 2006, Oracle. All rights reserved.

Step 7

If you decide you would like to submit a bid for this solicitation you can click on the "Login" link.

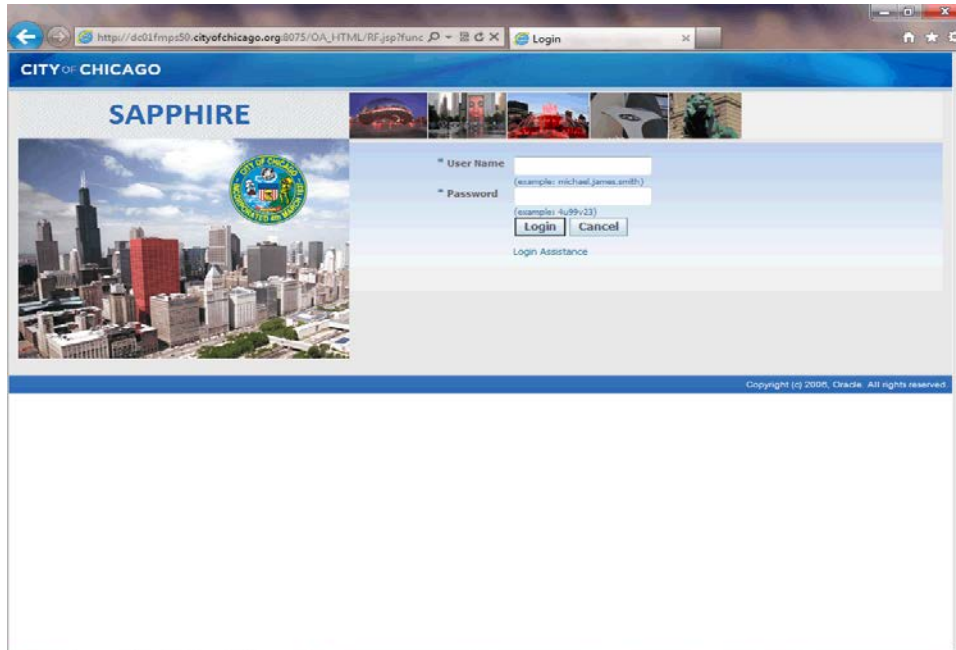
Note: You must have already been registered with the City of Chicago in order to Login. If you have not registered yet, you must do so before you can login to submit a response. You can visit the City of Chicago website and find the iSupplier Registration link to register your company with the City of Chicago.

Click the **Login** link.



Step 8

By clicking the login link, you are brought to the City's iSupplier Portal. You can now use additional training material to accomplish additional tasks for submitting your response.



Step 9

You have just finished viewing current bid opportunities in Oracle at the City of Chicago's website.

To submit a response or view your organizational details, please use the provided training materials for the action you wish to complete.

End of Procedure.