

MAYOR'S OFFICE ON DOMESTIC VIOLENCE

**City of Chicago Domestic Violence Help Line**

**Chicago ZIP Code Area Profiles  
Victim Callers  
2008**

City of Chicago  
Domestic Violence Help Line

1-877-TO END DV  
[1-877-863-6338]  
1-877-863-6339 (TTY)



**Mayor's Office on Domestic Violence  
Richard M. Daley, Mayor**

# MAYOR'S OFFICE ON DOMESTIC VIOLENCE

Leslie Landis  
Director

City of Chicago, Mayor's Office on Domestic Violence  
333 South State Street  
DePaul Center Suite 550  
Chicago, Illinois 60604  
(312) 747-9972  
(312) 745-3399 fax

## City of Chicago Domestic Violence Help Line

Gwyn Roland  
Director

City of Chicago, Domestic Violence Help Line  
Chicago Metropolitan Battered Women's Network

**The City Of Chicago Domestic Violence Help Line is a collaboration of the City of Chicago, Mayor's Office On Domestic Violence and the Chicago Metropolitan Battered Women's Network.**

Report prepared by:

Ebony M. Dill, Ph.D.  
Coordinator of Research and Evaluation,  
City of Chicago, Mayor's Office on Domestic Violence

With contributions by Leslie Landis, Gwyn Roland, and Gail Woods

This project was supported by Grant#2005-WF-AX-0033, awarded by the Office on Violence Against Women, U.S. Department of Justice, through the Illinois Criminal Justice Information Authority. Points of view or opinions contained within this document are those of the author and do not necessarily represent the official position or policies of the U.S. Department of Justice, Office on Violence Against Women, or the Illinois Criminal Justice Information Authority.

# INTRODUCTION

## CITY OF CHICAGO DOMESTIC VIOLENCE HELP LINE

The City of Chicago, Domestic Violence Help Line is a toll-free, telephone service that functions as a clearinghouse to domestic violence services in the metropolitan Chicago area. The Help Line operates 24-hours a day, 7 days a week. The service is confidential and multi-lingual. Established in 1998, the City of Chicago, Mayor's Office on Domestic Violence (Leslie Landis, Director) contracts with the Chicago Metropolitan Battered Women's Network (Gwyn Roland, Director) to staff the Help Line. Trained domestic violence advocates called VIRAs (Victim Information and Referral Advocates) provide callers to the Help Line with safety planning support, general domestic violence information, and referrals to appropriate domestic violence services. Enhanced support for callers can also include a three-way phone linkage between a caller and a domestic violence provider agency. Three-way phone linkages can support immediate access to services, aid with language barriers, and provide moral support for callers in need. Domestic violence service referrals include shelter, counseling, legal advocacy/representation, family, and abuser services. Diverse language needs are met by English and Spanish speaking VIRAs. VIRAs can also access translators via a Language Line to respond to over 140 other language needs, such as Polish, Chinese, and Urdu. A TTY is available for speech and hearing impaired callers. The Help Line operates on two centralized databases. The first database allows VIRAs to record case specific information about a victim (not victim identifying information) that includes demographic and service need information. The caller is provided with a unique call ID number that can be used as a referent during subsequent calls to the Help Line. The second is a searchable database of domestic violence service provider programs in the metropolitan Chicago area. Callers are matched to services based on the ZIP code provided by the caller and their identified service need.

## CHICAGO – ZIP CODE PROFILES

Chicago ZIP Code Area Profiles 2008 is the seventh annual profile report of the characteristics and service needs of victim callers to the City of Chicago's Domestic Violence Help Line. Data for this report were obtained from the City of Chicago, Domestic Violence Help Line databases for January 1, 2008 through December 31, 2008. The City of Chicago Domestic Violence Help Line recorded calls from more than 25,000 persons across the state of Illinois. Over three-fourths of the calls received were classified as domestic violence related calls from victims, non-victims, and links to services for repeat callers; approximately one-tenth of the calls were non-domestic violence related such as requests for presentations or individuals seeking to volunteer/make donations; and the

remaining calls were classified as administrative such as hang-ups, wrong numbers, or transfers. This report summarizes characteristics and service needs for 4,702 domestic violence victim callers who provided a valid zip code in the city of Chicago.

Information provided in this report is organized at 3 levels: citywide, by sector of the city (North, South, Central), and for individual Chicago ZIP codes by sector. Counts, percentages, and/or indicators of central tendency [mean or median] are used to describe victim caller's age, gender, race, parenthood, number of children, call language, service need, referral source, relationship to abuser, and service needs such as, shelter, counseling, legal services. Population data, obtained from the 2000 Census, and the number of domestic violence services are also included in selected sections.

Information in this report reflects use of the City of Chicago, Domestic Violence Help Line by victims of domestic violence in Chicago and is not an indicator of prevalence or incidents of domestic violence in Chicago. The number of victims who use the domestic violence Help Line will be significantly lower than the actual number of domestic violence victims in the city. This happens for a number of reasons that include many victims do not report abuse to police or friends and many victims may access supports via other pathways. This report provides demographic information about victim callers who access the City of Chicago, Domestic Violence Help Line as a resource and their identified service needs. It can be used to support decision-making regarding services to victims of domestic. For your convenience, it is easily reproducible – in whole or in part – and should be shared.

## MAYOR'S OFFICE ON DOMESTIC VIOLENCE: REPORTS AND PUBLICATIONS

In 2007, the City of Chicago, Domestic Violence Help Line expanded its capacity to function as a clearinghouse to domestic violence services not only in the city of Chicago but also across the state of Illinois. The **City of Chicago Domestic Violence Help Line, State of Illinois – County Profiles Report** can now be accessed on our website. We invite you to visit our website - [www.cityofchicago.org/domesticviolence](http://www.cityofchicago.org/domesticviolence) - to access this and a variety of other reports, produced by the Mayor's Office on Domestic Violence.

# CONTENTS

|  |           |
|--|-----------|
| <b>INTRODUCTION.....</b>                     | <b>3</b>  |
| City of Chicago, Domestic Violence Help Line |           |
| Help Line Service Enhancements               |           |
| Chicago ZIP Code Area Profiles               |           |
| <b>INDEX TO ZIP CODE AREAS.....</b>          | <b>6</b>  |
| <b>CHICAGO CITYWIDE VICTIM CALLERS.....</b>  | <b>7</b>  |
| Map: Chicago ZIP code area                   |           |
| <b>SECTOR PROFILES.....</b>                  | <b>9</b>  |
| <b>NORTH SECTOR.....</b>                     | <b>10</b> |
| Map: North Sector                            |           |
| Victim Callers Profiles                      |           |
| <b>CENTRAL SECTOR.....</b>                   | <b>12</b> |
| Map: Central Sector                          |           |
| Victim Callers Profiles                      |           |
| <b>SOUTH SECTOR.....</b>                     | <b>14</b> |
| Map: South Sector                            |           |
| Victim Callers Profiles                      |           |
| <b>ZIP CODE AREA PROFILES.....</b>           | <b>16</b> |
| <b>By NORTH SECTOR.....</b>                  | <b>17</b> |
| Victim Callers Profile Summaries             |           |
| <b>By CENTRAL SECTOR.....</b>                | <b>22</b> |
| Victim Callers Profile Summaries             |           |
| <b>By SOUTH SECTOR.....</b>                  | <b>27</b> |
| Victim Callers Profile Summaries             |           |
| <b>GLOSSARY/DEFINITIONS.....</b>             | <b>31</b> |

# INDEX TO ZIP CODE AREAS

| <u>ZIP</u>               | <u>SECTOR</u> | <u>PAGE</u> | <u>ZIP</u>   | <u>SECTOR</u> | <u>PAGE</u> |
|--------------------------|---------------|-------------|--------------|---------------|-------------|
| <b>The LOOP</b>          | Central       | 23          | <b>60632</b> | Central       | 26          |
| <b>60606 &amp; 60607</b> | Central       | 23          | <b>60633</b> | South         | 29          |
| <b>60608</b>             | Central       | 23          | <b>60634</b> | North         | 19          |
| <b>60609</b>             | Central       | 23          | <b>60636</b> | South         | 29          |
| <b>60610</b>             | Central       | 24          | <b>60637</b> | South         | 30          |
| <b>60611</b>             | Central       | 24          | <b>60638</b> | South         | 30          |
| <b>60612</b>             | Central       | 24          | <b>60639</b> | North         | 20          |
| <b>60613</b>             | North         | 18          | <b>60640</b> | North         | 20          |
| <b>60614</b>             | North         | 18          | <b>60641</b> | North         | 20          |
| <b>60615</b>             | Central       | 24          | <b>60643</b> | South         | 30          |
| <b>60616</b>             | Central       | 25          | <b>60644</b> | Central       | 26          |
| <b>60617</b>             | South         | 28          | <b>60645</b> | North         | 20          |
| <b>60618</b>             | North         | 18          | <b>60646</b> | North         | 21          |
| <b>60619</b>             | South         | 28          | <b>60647</b> | North         | 21          |
| <b>60620</b>             | South         | 28          | <b>60649</b> | South         | 30          |
| <b>60621</b>             | South         | 28          | <b>60651</b> | Central       | 26          |
| <b>60622</b>             | Central       | 25          | <b>60652</b> | South         | 31          |
| <b>60623</b>             | Central       | 25          | <b>60653</b> | Central       | 26          |
| <b>60624</b>             | Central       | 25          | <b>60654</b> | Central       | 27          |
| <b>60625</b>             | North         | 18          | <b>60655</b> | South         | 31          |
| <b>60626</b>             | North         | 19          | <b>60656</b> | North         | 21          |
| <b>60628</b>             | South         | 29          | <b>60657</b> | North         | 21          |
| <b>60629</b>             | South         | 29          | <b>60659</b> | North         | 22          |
| <b>60630</b>             | North         | 19          | <b>60660</b> | North         | 22          |
| <b>60631</b>             | North         | 19          | <b>60661</b> | Central       | 27          |

Note: Missing, valid Chicago area ZIP codes indicate that no victim calls were reported for that ZIP code during the current reporting period.

# CHICAGO CITYWIDE

Victim Callers 2008

N=4,702

| Victim                 |      |     | Abuser                            |      |     | Children                      |      |     |
|------------------------|------|-----|-----------------------------------|------|-----|-------------------------------|------|-----|
| <b>Age (Median=32)</b> |      |     | <b>Age (Median=36)</b>            |      |     |                               |      |     |
| 13 thru 19             | 238  | 5%  | 12 thru 19                        | 122  | 3%  | No Children                   | 2110 | 45% |
| 20 thru 24             | 712  | 15% | 20 thru 24                        | 488  | 12% | Have Kids                     | 2591 | 55% |
| 25 thru 29             | 890  | 19% | 25 thru 29                        | 694  | 17% | Total Kids                    | 5319 |     |
| 30 thru 34             | 786  | 17% | 30 thru 34                        | 635  | 15% | Kids 0-5 yrs                  | 2470 | 46% |
| 35 thru 39             | 648  | 14% | 35 thru 39                        | 679  | 16% | Range                         | 1-10 |     |
| 40 thru 44             | 531  | 12% | 40 thru 44                        | 493  | 12% | Mean N                        | 2.0  |     |
| 45 thru 49             | 392  | 9%  | 45 thru 49                        | 454  | 11% | <b>Language</b>               |      |     |
| 50 thru 59             | 364  | 8%  | 50 thru 59                        | 478  | 11% | English                       | 4180 | 89% |
| 60 thru 94             | 66   | 1%  | 60 thru 80                        | 141  | 3%  | Spanish                       | 494  | 10% |
| Missing                | 75   |     | Missing                           | 155  |     | Other                         | 28   | 1%  |
| <b>Sex</b>             |      |     | <b>Sex</b>                        |      |     | <b>Referred By</b>            |      |     |
| Female                 | 4384 | 93% | Female                            | 513  | 12% | Police                        | 2796 | 63% |
| Male                   | 314  | 7%  | Male                              | 3809 | 88% | DV & Social Services          | 866  | 20% |
| Transgender            | -    | -   | Transgender                       | -    | -   | Advertisement                 | 276  | 6%  |
| Missing                | 4    |     | Missing                           | 17   |     | Family or Friend              | 147  | 3%  |
| <b>Race</b>            |      |     | <b>Race</b>                       |      |     | Health                        | 108  | 2%  |
| Black/African          | 2738 | 59% | Black/African                     | 2577 | 60% | Self                          | 97   | 2%  |
| White                  | 732  | 16% | White                             | 595  | 14% | Information Resources         | 63   | 1%  |
| Latino/Hispanic        | 1040 | 22% | Latino/Hispanic                   | 976  | 23% | Criminal & Civil Justice      | 25   | 1%  |
| Middle Eastern         | 29   | <1% | Middle Eastern                    | 29   | 1%  | Employment & School           | 12   | <1% |
| Asian                  | 49   | 1%  | Asian                             | 32   | 1%  | Other                         | 44   | 1%  |
| Multi-racial           | 46   | 1%  | Multi-racial                      | 27   | <1% | Missing                       | 268  |     |
| Native American        | 17   | <1% | Native American                   | 12   | <1% | <b>Service Need</b>           |      |     |
| Other                  | 14   | <1% | Other                             | 15   | <1% | Shelter                       | 1811 | 39% |
| Missing                | 37   |     | Missing                           | 76   |     | Counseling                    | 803  | 17% |
| <b>Relationship</b>    |      |     | <b>Family/ Blood Relationship</b> |      |     | Legal                         | 1284 | 28% |
| Spouse                 | 1340 | 29% | Parent/Step parent                | 84   | 27% | Information                   | 478  | 10% |
| Partner-cohabiting     | 1512 | 32% | Child/Step child                  | 103  | 33% | Other                         | 298  | 6%  |
| Partner-not cohabiting | 235  | 5%  | Sibling                           | 61   | 20% | Missing                       | 2    |     |
| Ex-Spouse/-Partner     | 949  | 20% | Other                             | 64   | 20% | <b>DV Service Types</b>       |      |     |
| Child in common only   | 242  | 5%  | <b>Same Sex Relationship</b>      |      |     | Shelter                       | 5    |     |
| Family/Blood           | 334  | 7%  | Male                              | 76   | 2%  | DV Counseling                 | 28   |     |
| Roommate/Attendant     | 39   | 1%  | Female                            | 193  | 6%  | Legal Advocacy                | 4    |     |
| Other                  | 34   | 1%  |                                   |      |     |                               |      |     |
| Missing                | 17   |     |                                   |      |     |                               |      |     |
|                        |      |     |                                   |      |     | Legal Representation          | 14   |     |
|                        |      |     |                                   |      |     | Counseling and Legal Advocacy | 24   |     |
|                        |      |     |                                   |      |     | Sexual Assault Counseling     | 13   |     |
|                        |      |     |                                   |      |     | Abuser Service                | 15   |     |
|                        |      |     |                                   |      |     | Child Visitation Center       | 3    |     |

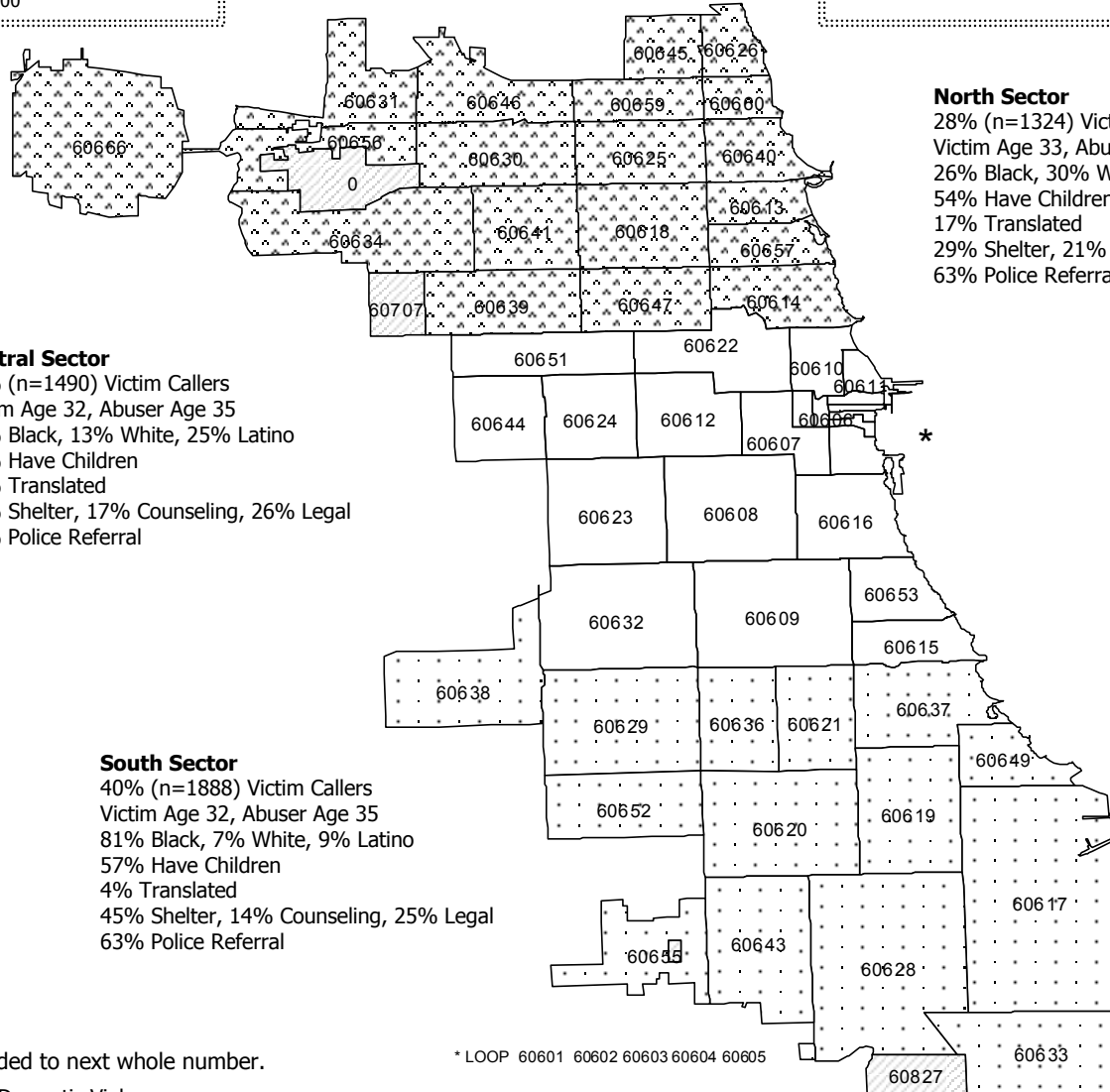
### Chicago Area Demographics

|   |                  |
|---|------------------|
| Total Population:                       | <b>2,896,016</b> |
| Race:                                   |                  |
| Hispanic/Latino                         | 753,644          |
| Not Hispanic/Latino:                    |                  |
| Asian                                   | 124,437          |
| Black                                   | 1,053,739        |
| White                                   | 907,166          |
| Other                                   | 57,030           |
| Age Median                              | 31.5             |
| Income Median (household)               | \$38,625         |
| Source: U.S. Census Bureau, Census 2000 |                  |

### Chicago -ZIP Code Map Victim Callers by Sector 2008

### Domestic Violence Service Types

|                               | <b>Citywide</b> |
|-------------------------------|-----------------|
| Shelter                       | 5               |
| DV Counseling                 | 28              |
| Legal Advocacy                | 4               |
| Legal Representation          | 14              |
| Counseling and Legal Advocacy | 24              |
| Sexual Assault Counseling     | 13              |
| Abuser Services               | 15              |
| Child Visitation Center       | 3               |
| Specialized Service           | 1               |
| <b>Total</b>                  | <b>107</b>      |



**North Sector**  
 28% (n=1324) Victim Callers  
 Victim Age 33, Abuser Age 36  
 26% Black, 30% White, 37% Latino  
 54% Have Children  
 17% Translated  
 29% Shelter, 21% Counseling, 33% Legal  
 63% Police Referral

**Central Sector**  
 32% (n=1490) Victim Callers  
 Victim Age 32, Abuser Age 35  
 59% Black, 13% White, 25% Latino  
 54% Have Children  
 11% Translated  
 39% Shelter, 17% Counseling, 26% Legal  
 63% Police Referral

**South Sector**  
 40% (n=1888) Victim Callers  
 Victim Age 32, Abuser Age 35  
 81% Black, 7% White, 9% Latino  
 57% Have Children  
 4% Translated  
 45% Shelter, 14% Counseling, 25% Legal  
 63% Police Referral

Note: Percentages (%) are rounded to next whole number.

City of Chicago, Mayor's Office on Domestic Violence  
 Zip Code Profiles 2008






\* LOOP 60601 60602 60603 60604 60605

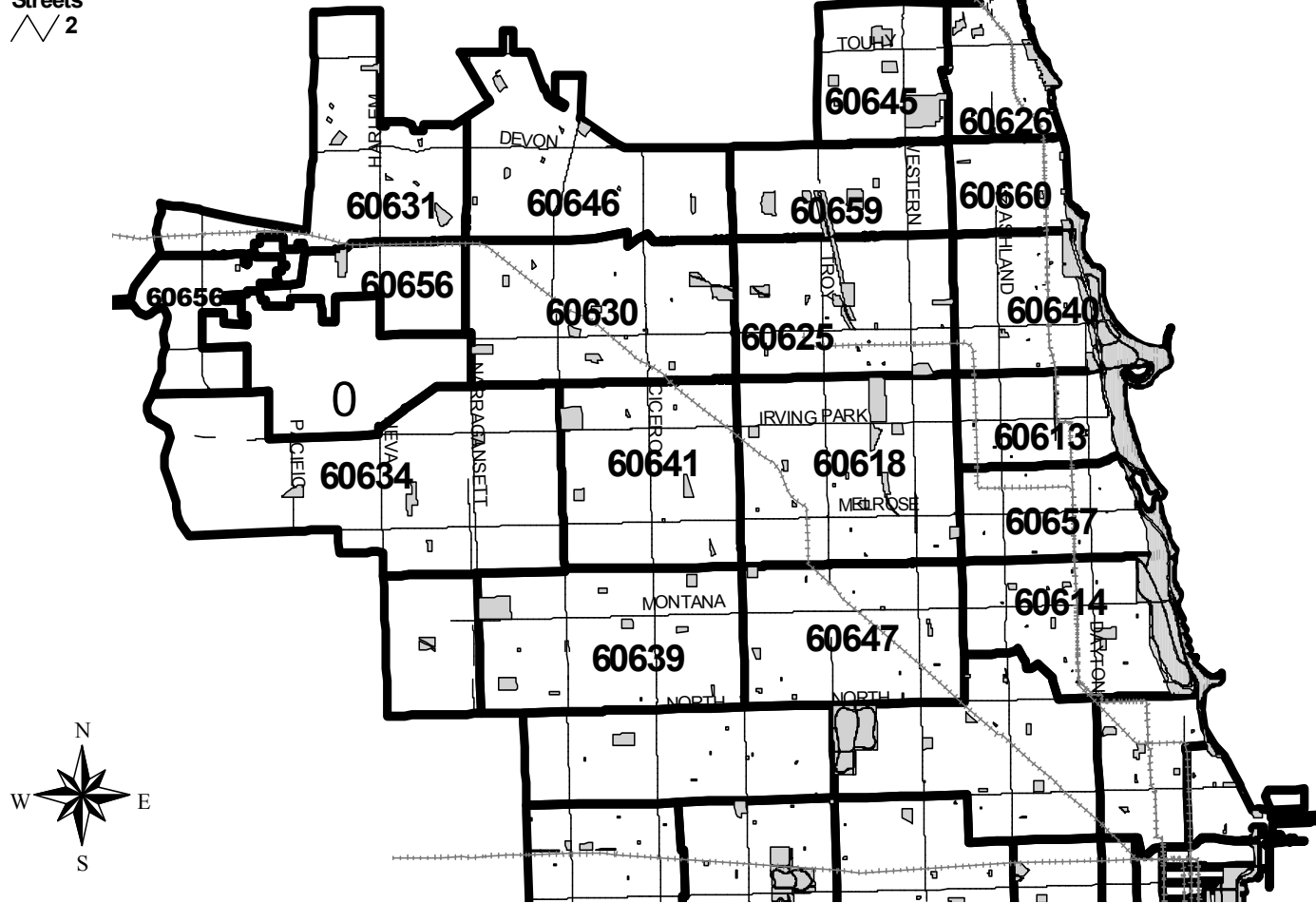


# Sector Profiles

- Provides a count and percentage for victim caller information for designations that divide the City of Chicago into north, central, and south sectors. Percentages (%) are rounded to next whole number.
- In order to place this information in context, the number of service types located within each sector is also provided.

# North Sector

-  Cta\_lines.shp
-  Parks
-  Zip Code Area
-  Streets
-  2



# NORTH SECTOR






Victim Callers 2008

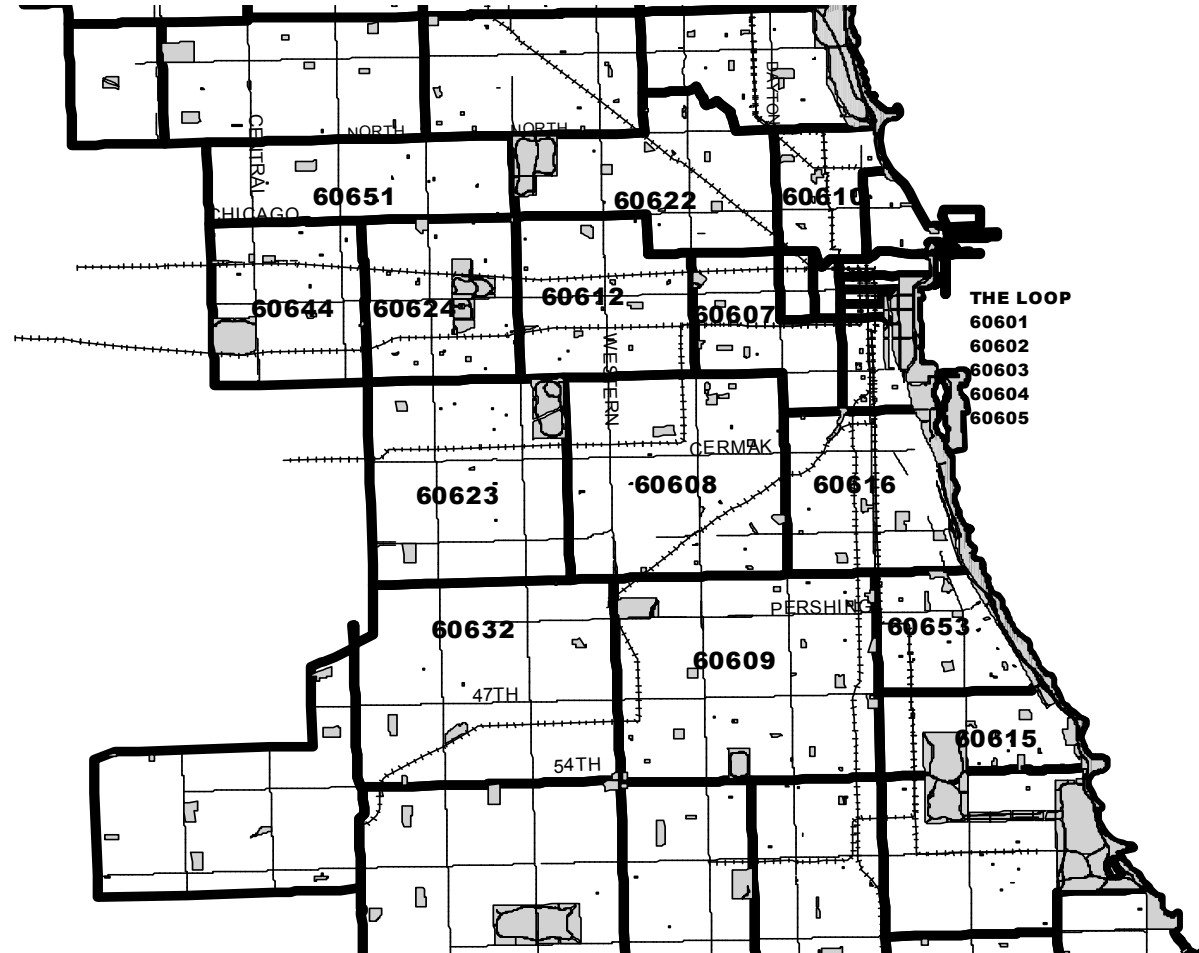
N=1,324

| Victim                 |      |     | Abuser                           |      |     | Children                                |      |     |
|------------------------|------|-----|----------------------------------|------|-----|---|------|-----|
| <b>Age (Median=32)</b> |      |     | <b>Age (Median=35)</b>           |      |     |   |      |     |
| 14 thru 19             | 70   | 5%  | 12 thru 19                       | 40   | 3%  | No Children                             | 610  | 46% |
| 20 thru 24             | 168  | 13% | 20 thru 24                       | 141  | 12% | Have Kids                               | 714  | 54% |
| 25 thru 29             | 261  | 20% | 25 thru 29                       | 177  | 15% | Total Kids                              | 1401 |     |
| 30 thru 34             | 237  | 18% | 30 thru 34                       | 174  | 15% | Kids 0-5 yrs                            | 653  | 47% |
| 35 thru 39             | 181  | 14% | 35 thru 39                       | 182  | 15% | Range                                   | 1-7  |     |
| 40 thru 44             | 153  | 12% | 40 thru 44                       | 163  | 14% | Mean N                                  | 1.9  |     |
| 45 thru 49             | 102  | 8%  | 45 thru 49                       | 128  | 11% | <b>Language</b>                         |      |     |
| 50 thru 59             | 109  | 8%  | 50 thru 59                       | 132  | 11% | English                                 | 1073 | 81% |
| 60 thru 77             | 21   | 2%  | 60 thru 80                       | 49   | 4%  | Spanish                                 | 231  | 17% |
| Missing                | 22   |     | Missing                          | 46   |     | Other                                   | 20   | 2%  |
| <b>Sex</b>             |      |     | <b>Sex</b>                       |      |     | <b>Referred By</b>                      |      |     |
| Female                 | 1230 | 93% | Female                           | 142  | 12% | Police                                  | 791  | 63% |
| Male                   | 93   | 7%  | Male                             | 1085 | 88% | DV & Social Services                    | 247  | 20% |
| Transgender            | -    | -   | Transgender                      | -    | -   | Advertisement                           | 76   | 6%  |
| Missing                | 1    |     | Missing                          | 5    |     | Family or Friend                        | 44   | 3%  |
| <b>Race</b>            |      |     | <b>Race</b>                      |      |     | Health                                  | 28   | 2%  |
| Black/African          | 346  | 26% | Black/African                    | 354  | 29% | Self                                    | 23   | 2%  |
| White                  | 396  | 30% | White                            | 334  | 27% | Information Resources                   | 17   | 1%  |
| Latino/Hispanic        | 484  | 37% | Latino/Hispanic                  | 449  | 37% | Criminal & Civil Justice                | 9    | 1%  |
| Middle Eastern         | 22   | 2%  | Middle Eastern                   | 23   | 2%  | Employment & School                     | 4    | <1% |
| Asian                  | 34   | 3%  | Asian                            | 24   | 2%  | Other                                   | 11   | 1%  |
| Multi-racial           | 17   | 1%  | Multi-racial                     | 12   | 1%  | Missing                                 | 74   |     |
| Native American        | 6    | <1% | Native American                  | 6    | <1% | <b>Service Need</b>                     |      |     |
| Other                  | 6    | <1% | Other                            | 11   | 1%  | Shelter                                 | 376  | 29% |
| Missing                | 13   |     | Missing                          | 19   |     | Counseling                              | 274  | 21% |
| <b>Relationship</b>    |      |     | <b>Family/Blood Relationship</b> |      |     | Legal                                   | 437  | 33% |
| Spouse                 | 457  | 34% | Parent/Step parent               | 19   | 23% | Information                             | 143  | 11% |
| Partner-cohabiting     | 389  | 29% | Child/Step child                 | 33   | 40% | Other                                   | 82   | 6%  |
| Partner-not cohabiting | 65   | 5%  | Sibling                          | 13   | 16% | Missing                                 | 1    |     |
| Ex-Spouse/-Partner     | 249  | 19% | Other                            | 17   | 21% | <b>DV Service Provider</b>              |      |     |
| Child in common only   | 54   | 4%  | <b>Same Sex Relationship</b>     |      |     | Shelter                                 | 2    |     |
| Family/Blood           | 88   | 7%  | Male                             | 22   | 2%  | DV Counseling – 1 sub abuse tx pregnant | 10   |     |
| Roommate/Attendant     | 14   | 1%  | Female                           | 72   | 6%  | Legal Advocacy                          | 1    |     |
| Other                  | 8    | 1%  |                                  |      |     | Legal Representation                    | 2    |     |
| Missing                | 0    |     |                                  |      |     | Counseling and Legal Advocacy           | 14   |     |
|                        |      |     |                                  |      |     | Sexual Assault Counseling               | 4    |     |
|                        |      |     |                                  |      |     | Abuser Service                          | 8    |     |
|                        |      |     |                                  |      |     | Child Visitation Center                 | 1    |     |

Map 2. Central Sector

# Central Sector

-  Cta\_lines.shp
-  Parks
-  Zip Code Area
-  Streets
-  2








# CENTRAL SECTOR


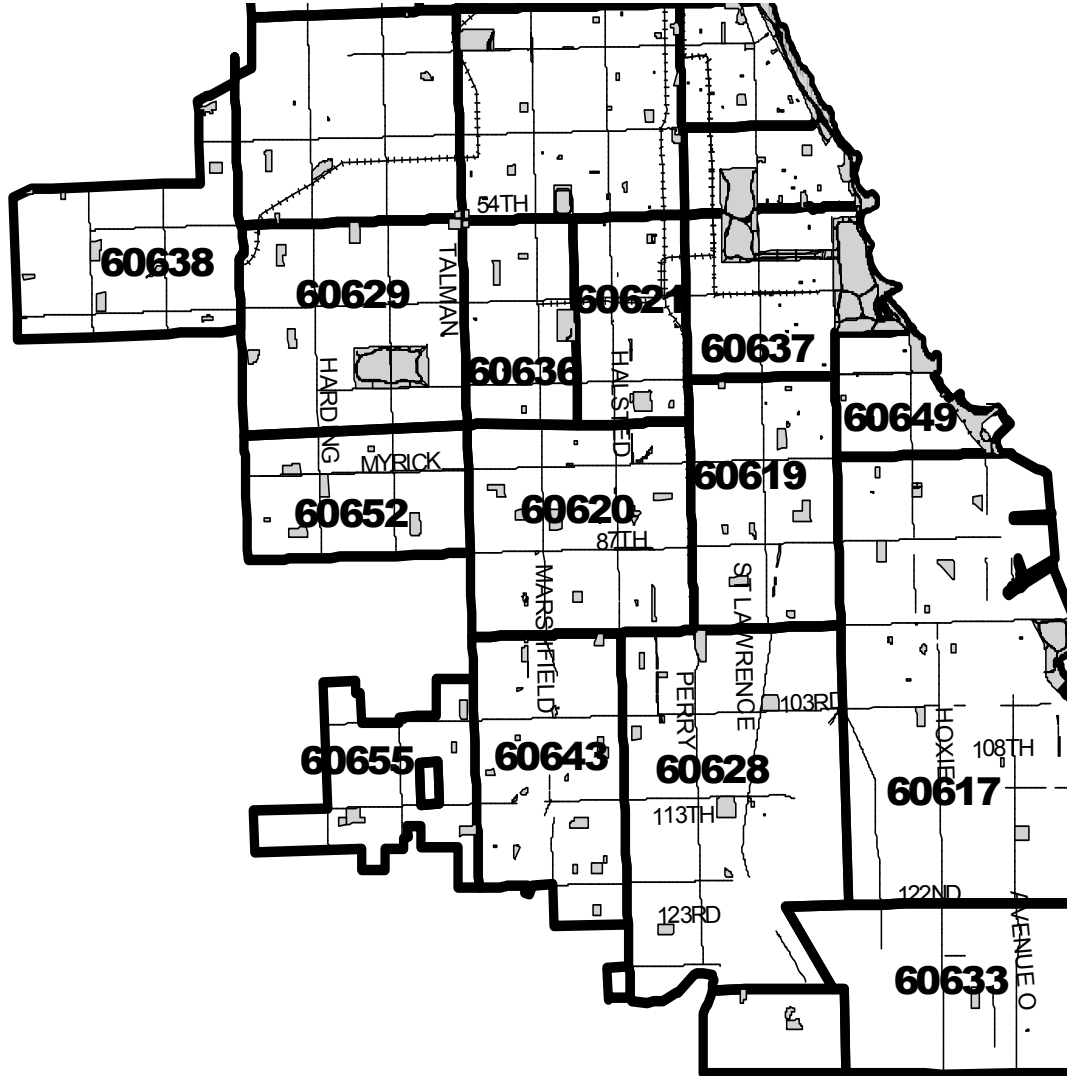
Victim Callers 2008

N=1,490

| Victim                 |      |     | Abuser                            |      |     | Children                      |      |     |
|------------------------|------|-----|-----------------------------------|------|-----|-------------------------------|------|-----|
| <b>Age</b> (Median=32) |      |     | <b>Age</b> (Median=35)            |      |     |                               |      |     |
| 14 thru 19             | 82   | 6%  | 12 thru 19                        | 33   | 2%  | No Children                   | 688  | 46% |
| 20 thru 24             | 228  | 16% | 20 thru 24                        | 143  | 11% | Have Kids                     | 802  | 54% |
| 25 thru 29             | 291  | 20% | 25 thru 29                        | 252  | 19% | Total Kids                    | 1642 |     |
| 30 thru 34             | 271  | 18% | 30 thru 34                        | 202  | 15% | Kids 0-5 yrs                  | 777  | 47% |
| 35 thru 39             | 235  | 16% | 35 thru 39                        | 258  | 19% | Range                         | 1-7  |     |
| 40 thru 44             | 150  | 10% | 40 thru 44                        | 153  | 11% | Mean N                        | 2.0  |     |
| 45 thru 49             | 106  | 7%  | 45 thru 49                        | 126  | 9%  | <b>Language</b>               |      |     |
| 50 thru 59             | 90   | 6%  | 50 thru 59                        | 138  | 10% | English                       | 1305 | 88% |
| 60 thru 86             | 16   | 1%  | 60 thru 80                        | 46   | 4%  | Spanish                       | 180  | 12% |
| Missing                | 21   |     | Missing                           | 44   |     | Other                         | 5    | <1% |
| <b>Sex</b>             |      |     | <b>Sex</b>                        |      |     | <b>Referred By</b>            |      |     |
| Female                 | 1398 | 94% | Female                            | 149  | 11% | Police                        | 882  | 63% |
| Male                   | 90   | 6%  | Male                              | 1241 | 89% | DV & Social Services          | 276  | 20% |
| Transgender            | -    | -   | Transgender                       | -    | -   | Advertisement                 | 81   | 6%  |
| Missing                | 2    |     | Missing                           | 5    |     | Family or Friend              | 50   | 4%  |
| <b>Race</b>            |      |     | <b>Race</b>                       |      |     | Self                          | 39   | 3%  |
| Black/African          | 871  | 59% | Black/African                     | 817  | 60% | Health                        | 33   | 2%  |
| White                  | 195  | 13% | White                             | 162  | 12% | Information Resources         | 17   | 1%  |
| Latino/Hispanic        | 378  | 25% | Latino/Hispanic                   | 363  | 26% | Criminal & Civil Justice      | 7    | <1% |
| Middle Eastern         | 6    | <1% | Middle Eastern                    | 3    | <1% | Employment & School           | 2    | <1% |
| Asian                  | 8    | <1% | Asian                             | 7    | <1% | Other                         | 12   | 1%  |
| Multi-racial           | 11   | 1%  | Multi-racial                      | 10   | 1%  | Missing                       | 91   |     |
| Native American        | 7    | <1% | Native American                   | 3    | <1% | <b>Service Need</b>           |      |     |
| Other                  | 4    | <1% | Other                             | 3    | <1% | Shelter                       | 585  | 39% |
| Missing                | 10   |     | Missing                           | 27   |     | Counseling                    | 257  | 17% |
| <b>Relationship</b>    |      |     | <b>Family/ Blood Relationship</b> |      |     | Legal                         | 379  | 26% |
| Spouse                 | 387  | 26% | Parent/Step parent                | 30   | 32% | Information                   | 179  | 12% |
| Partner-cohabiting     | 519  | 35% | Child/Step child                  | 27   | 29% | Other                         | 83   | 6%  |
| Partner-not cohabiting | 70   | 5%  | Sibling                           | 16   | 17% | Missing                       | 7    |     |
| Ex-Spouse/-Partner     | 302  | 20% | Other                             | 21   | 22% | <b>DV Service Provider</b>    |      |     |
| Child in common only   | 70   | 5%  | <b>Same Sex Relationship</b>      |      |     | Shelter                       | 1    |     |
| Family/Blood           | 102  | 7%  | Male                              | 32   | 2%  | DV Counseling                 | 11   |     |
| Roommate/Attendant     | 15   | 1%  | Female                            | 94   | 7%  | Legal Advocacy                | 2    |     |
| Other                  | 15   | 1%  |                                   |      |     | Legal Representation          | 11   |     |
| Missing                | 10   |     |                                   |      |     | Counseling and Legal Advocacy | 7    |     |
|                        |      |     |                                   |      |     | Sexual Assault Counseling     | 6    |     |
|                        |      |     |                                   |      |     | Abuser Services               | 3    |     |
|                        |      |     |                                   |      |     | Child Visitation Center       | 1    |     |

# South Sector

-  Cta\_lines.shp
-  Parks
-  Zip Code Area
-  Streets
-  2



# SOUTH SECTOR

Victim Callers 2008

N=1,888

| Victim                 |      |     | Abuser                            |      |     | Children                    |      |     |
|------------------------|------|-----|-----------------------------------|------|-----|-----------------------------|------|-----|
| <b>Age (Median=32)</b> |      |     | <b>Age (Median=35)</b>            |      |     |                             |      |     |
| 13 thru 19             | 86   | 5%  | 13 thru 19                        | 49   | 3%  | No Children                 | 812  | 43% |
| 20 thru 24             | 316  | 17% | 20 thru 24                        | 204  | 12% | Have Kids                   | 1075 | 57% |
| 25 thru 29             | 338  | 18% | 25 thru 29                        | 265  | 16% | Total Kids                  | 2876 |     |
| 30 thru 34             | 278  | 15% | 30 thru 34                        | 259  | 16% | Kids 0-5 yrs                | 1040 | 36% |
| 35 thru 39             | 232  | 13% | 35 thru 39                        | 239  | 14% | Range                       | 1-10 |     |
| 40 thru 44             | 228  | 12% | 40 thru 44                        | 177  | 11% | Mean N                      | 2.1  |     |
| 45 thru 49             | 184  | 10% | 45 thru 49                        | 200  | 12% | <b>Language</b>             |      |     |
| 50 thru 59             | 165  | 9%  | 50 thru 59                        | 208  | 13% | English                     | 1802 | 95% |
| 60 thru 94             | 29   | 1%  | 60 thru 76                        | 46   | 3%  | Spanish                     | 83   | 4%  |
| Missing                | 32   |     | Missing                           | 65   |     | Other                       | 3    | <1% |
| <b>Sex</b>             |      |     | <b>Sex</b>                        |      |     | <b>Referred By</b>          |      |     |
| Female                 | 1756 | 93% | Female                            | 222  | 13% | Police                      | 1123 | 63% |
| Male                   | 131  | 7%  | Male                              | 1483 | 87% | DV & Social Services        | 343  | 19% |
| Transgender            | -    | -   | Transgender                       | -    | -   | Advertisement               | 119  | 7%  |
| Missing                | 1    |     | Missing                           | 7    |     | Family or Friend            | 53   | 3%  |
| <b>Race</b>            |      |     | <b>Race</b>                       |      |     | Self                        | 35   | 2%  |
| Black/African          | 1521 | 81% | Black/African                     | 1406 | 84% | Health                      | 47   | 3%  |
| White                  | 141  | 7%  | White                             | 99   | 6%  | Information Resources       | 29   | 2%  |
| Latino/Hispanic        | 178  | 9%  | Latino/Hispanic                   | 164  | 10% | Criminal & Civil Justice    | 9    | <1% |
| Middle Eastern         | 1    | <1% | Middle Eastern                    | 3    | <1% | Employment & School         | 6    | <1% |
| Asian                  | 7    | <1% | Asian                             | 1    | <1% | Other                       | 21   | 1%  |
| Multi-racial           | 18   | 1%  | Multi-racial                      | 5    | <1% | Missing                     | 103  |     |
| Native American        | 4    | <1% | Native American                   | 3    | <1% | <b>Service Need</b>         |      |     |
| Other                  | 4    | <1% | Other                             | 1    | <1% | Shelter                     | 850  | 45% |
| Missing                | 14   |     | Missing                           | 30   |     | Counseling                  | 272  | 15% |
| <b>Relationship</b>    |      |     | <b>Family/ Blood Relationship</b> |      |     | Legal                       | 468  | 25% |
| Spouse                 | 496  | 26% | Parent/Step parent                | 35   | 26% | Information                 | 156  | 8%  |
| Partner-cohabiting     | 604  | 32% | Child/Step child                  | 43   | 32% | Other                       | 133  | 7%  |
| Partner-not cohabiting | 100  | 5%  | Sibling                           | 32   | 23% | Missing                     | 9    |     |
| Ex-Spouse/-Partner     | 398  | 21% | Other                             | 26   | 19% | <b>DV Service Provider</b>  |      |     |
| Child in common only   | 118  | 6%  | <b>Same Sex Relationship</b>      |      |     | Shelter                     | 1    |     |
| Family/Blood           | 144  | 8%  | Male                              | 22   | 1%  | DV Counseling               | 8    |     |
| Roommate/Attendant     | 10   | <1% | Female                            | 117  | 7%  | Legal Advocacy              | 1    |     |
| Other                  | 11   | 1%  |                                   |      |     | Legal Representation        | 1    |     |
| Missing                | 7    |     |                                   |      |     | Counseling & Legal Advocacy | 3    |     |
|                        |      |     |                                   |      |     | Sexual Assault Counseling   | 3    |     |
|                        |      |     |                                   |      |     | Abuser Service              | 4    |     |
|                        |      |     |                                   |      |     | Child Visitation Center     | 1    |     |

# ZIP Codes Profiles

- Provides a count for victim caller information for each ZIP code designation in the City of Chicago by sector designation.
- In order to place this information in context, demographic information based on Census 2000 data is also provided along with each ZIP code.
- Missing City of Chicago ZIP codes represent no victim caller data reported/received for those ZIP code areas. See glossary/definitions for complete list of Chicago area ZIP codes.



N

O

R

T

H

| 60613               |    |  | N=41                         |        |  |
|---------------------|----|--|------------------------------|--------|--|
| <b>VICTIM</b>       |    |  | <b>ABUSER</b>                |        |  |
| Age (Median)        | 32 |  | Age (Median)                 | 38     |  |
| Sex: Female         | 38 |  | Sex: Female                  | 4      |  |
| Male                | 3  |  | Male                         | 33     |  |
| Race: Black         | 15 |  | Race: Black                  | 15     |  |
| White               | 17 |  | White                        | 15     |  |
| Latino              | 7  |  | Latino                       | 6      |  |
| Other               | 2  |  | Other                        | -      |  |
| <b>REFERRED BY</b>  |    |  | <b>SERVICE NEED</b>          |        |  |
| Police              | 20 |  | Shelter                      | 16     |  |
| DV & Social Service | 8  |  | Counseling                   | 10     |  |
| Advertisement       | 3  |  | Legal                        | 7      |  |
| Health              | 2  |  | Info Only                    | 5      |  |
| Family or Friend    | 4  |  | Other                        | 3      |  |
| Info. Resources     | -  |  |                              |        |  |
| Self                | 2  |  |                              |        |  |
| Other               | -  |  |                              |        |  |
| <b>LANGUAGE</b>     |    |  | <b>Demographics</b>          |        |  |
| English             | 37 |  | Census 2000 Total Population | 50,548 |  |
| Spanish             | 4  |  | Race: Hispanic/Latino        | 6,589  |  |
| Polish              | -  |  | Not Hispanic/Latino          | 43,959 |  |
| Other               | -  |  | Asian                        | 2,849  |  |
|                     |    |  | Black                        | 4,227  |  |
|                     |    |  | White                        | 35,517 |  |
|                     |    |  | Other                        | 1,366  |  |
|                     |    |  | HH Income Median             | 48,381 |  |
|                     |    |  | Age Median                   | 32.3   |  |

| 60614               |    |  | N=34                         |        |  |
|---------------------|----|--|------------------------------|--------|--|
| <b>VICTIM</b>       |    |  | <b>ABUSER</b>                |        |  |
| Age (Median)        | 34 |  | Age (Median)                 | 36     |  |
| Sex: Female         | 32 |  | Sex: Female                  | 5      |  |
| Male                | 2  |  | Male                         | 28     |  |
| Race: Black         | 11 |  | Race: Black                  | 11     |  |
| White               | 16 |  | White                        | 14     |  |
| Latino              | 7  |  | Latino                       | 6      |  |
| Other               | -  |  | Other                        | 2      |  |
| <b>REFERRED BY</b>  |    |  | <b>SERVICE NEED</b>          |        |  |
| Police              | 11 |  | Shelter                      | 12     |  |
| DV & Social Service | 10 |  | Counseling                   | 7      |  |
| Advertisement       | 2  |  | Legal                        | 10     |  |
| Health              | 1  |  | Info Only                    | 2      |  |
| Family or Friend    | 5  |  | Other                        | 3      |  |
| Info. Resources     | -  |  |                              |        |  |
| Self                | 1  |  |                              |        |  |
| Other               | 1  |  |                              |        |  |
| <b>LANGUAGE</b>     |    |  | <b>Demographics</b>          |        |  |
| English             | 28 |  | Census 2000 Total Population | 65,474 |  |
| Spanish             | 6  |  | Race: Hispanic/Latino        | 3,554  |  |
| Polish              | -  |  | Not Hispanic/Latino          | 61,920 |  |
| Other               | -  |  | Asian                        | 2,467  |  |
|                     |    |  | Black                        | 2,634  |  |
|                     |    |  | White                        | 55,721 |  |
|                     |    |  | Other                        | 1,098  |  |
|                     |    |  | HH Income Median             | 68,324 |  |
|                     |    |  | Age Median                   | 31     |  |

| 60618               |     |  | N=129                        |        |  |
|---------------------|-----|--|------------------------------|--------|--|
| <b>VICTIM</b>       |     |  | <b>ABUSER</b>                |        |  |
| Age (Median)        | 31  |  | Age (Median)                 | 34     |  |
| Sex: Female         | 119 |  | Sex: Female                  | 14     |  |
| Male                | 10  |  | Male                         | 109    |  |
| Race: Black         | 16  |  | Race: Black                  | 20     |  |
| White               | 36  |  | White                        | 33     |  |
| Latino              | 69  |  | Latino                       | 66     |  |
| Other               | 8   |  | Other                        | 4      |  |
| <b>REFERRED BY</b>  |     |  | <b>SERVICE NEED</b>          |        |  |
| Police              | 85  |  | Shelter                      | 28     |  |
| DV & Social Service | 21  |  | Counseling                   | 25     |  |
| Advertisement       | 6   |  | Legal                        | 43     |  |
| Health              | 3   |  | Info Only                    | 21     |  |
| Family or Friend    | 6   |  | Other                        | 10     |  |
| Info. Resources     | 1   |  |                              |        |  |
| Self                | 0   |  |                              |        |  |
| Other               | 1   |  |                              |        |  |
| <b>LANGUAGE</b>     |     |  | <b>Demographics</b>          |        |  |
| English             | 96  |  | Census 2000 Total Population | 98,147 |  |
| Spanish             | 33  |  | Race: Hispanic/Latino        | 48,149 |  |
| Polish              | -   |  | Not Hispanic/Latino          | 49,998 |  |
| Other               | -   |  | Asian                        | 4,910  |  |
|                     |     |  | Black                        | 2,527  |  |
|                     |     |  | White                        | 39,057 |  |
|                     |     |  | Other                        | 3,504  |  |
|                     |     |  | HH Income Median             | 41,355 |  |
|                     |     |  | Age Median                   | 31.3   |  |

| 60625               |     |  | N=123                        |        |  |
|---------------------|-----|--|------------------------------|--------|--|
| <b>VICTIM</b>       |     |  | <b>ABUSER</b>                |        |  |
| Age (Median)        | 32  |  | Age (Median)                 | 36     |  |
| Sex: Female         | 108 |  | Sex: Female                  | 15     |  |
| Male                | 14  |  | Male                         | 103    |  |
| Race: Black         | 24  |  | Race: Black                  | 31     |  |
| White               | 36  |  | White                        | 31     |  |
| Latino              | 49  |  | Latino                       | 42     |  |
| Other               | 14  |  | Other                        | 14     |  |
| <b>REFERRED BY</b>  |     |  | <b>SERVICE NEED</b>          |        |  |
| Police              | 78  |  | Shelter                      | 29     |  |
| DV & Social Service | 24  |  | Counseling                   | 30     |  |
| Advertisement       | 6   |  | Legal                        | 42     |  |
| Health              | 1   |  | Info Only                    | 18     |  |
| Family or Friend    | 4   |  | Other                        | 4      |  |
| Info. Resources     | 2   |  |                              |        |  |
| Self                | 0   |  |                              |        |  |
| Other               | 2   |  |                              |        |  |
| <b>LANGUAGE</b>     |     |  | <b>Demographics</b>          |        |  |
| English             | 97  |  | Census 2000 Total Population | 91,351 |  |
| Spanish             | 26  |  | Race: Hispanic/Latino        | 34,385 |  |
| Polish              | -   |  | Not Hispanic/Latino          | 56,966 |  |
| Other               | -   |  | Asian                        | 15,587 |  |
|                     |     |  | Black                        | 3,172  |  |
|                     |     |  | White                        | 33,846 |  |
|                     |     |  | Other                        | 4,361  |  |
|                     |     |  | HH Income Median             | 40,083 |  |
|                     |     |  | Age Median                   | 31     |  |

N

O

R

T

H

| 60626               |     | N=118                           |        |
|---------------------|-----|---------------------------------|--------|
| <b>VICTIM</b>       |     | <b>ABUSER</b>                   |        |
| Age (Median)        | 33  | Age (Median)                    | 37     |
| Sex: Female         | 105 | Sex: Female                     | 16     |
| Male                | 13  | Male                            | 92     |
| Race: Black         | 64  | Race: Black                     | 67     |
| White               | 27  | White                           | 19     |
| Latino              | 24  | Latino                          | 18     |
| Other               | 3   | Other                           | 3      |
| <b>CHILDREN</b>     |     | <b>RELATIONSHIP</b>             |        |
| No Kids             | 62  | Spouse                          | 23     |
| Have Kids           | 56  | Partner cohabitate              | 42     |
| Total Kids          | 93  | Partner not cohab               | 6      |
| Kids 0-5 yrs        | 50  | Ex-spouse/partner               | 29     |
| Range               | 1-5 | Other                           | 18     |
| Mean N              | 1.7 |                                 |        |
| <b>REFERRED BY</b>  |     | <b>SERVICE NEED</b>             |        |
| Police              | 71  | Shelter                         | 45     |
| DV & Social Service | 23  | Counseling                      | 21     |
| Advertisement       | 8   | Legal                           | 24     |
| Health              | 2   | Info Only                       | 19     |
| Family or Friend    | 3   | Other                           | 9      |
| Info. Resources     | 3   |                                 |        |
| Self                | 1   |                                 |        |
| Other               | 4   |                                 |        |
| <b>LANGUAGE</b>     |     | <b>Census 2000 Demographics</b> |        |
| English             | 110 | Total Population                | 59,251 |
| Spanish             | 7   | Race: Hispanic/Latino           | 16,002 |
| Polish              | -   | Not Hispanic/Latino             | 43,249 |
| Other               | 1   | Asian                           | 4,607  |
|                     |     | Black                           | 16,899 |
|                     |     | White                           | 19,128 |
|                     |     | Other                           | 2,615  |
|                     |     | HH Income Median                | 31,318 |
|                     |     | Age Median                      | 30.3   |

| 60630               |     | N=37                            |        |
|---------------------|-----|---------------------------------|--------|
| <b>VICTIM</b>       |     | <b>ABUSER</b>                   |        |
| Age (Median)        | 31  | Age (Median)                    | 35     |
| Sex: Female         | 36  | Sex: Female                     | 2      |
| Male                | 1   | Male                            | 35     |
| Race: Black         | 3   | Race: Black                     | 3      |
| White               | 17  | White                           | 19     |
| Latino              | 13  | Latino                          | 13     |
| Other               | 3   | Other                           | 2      |
| <b>CHILDREN</b>     |     | <b>RELATIONSHIP</b>             |        |
| No Kids             | 16  | Spouse                          | 19     |
| Have Kids           | 21  | Partner cohabitate              | 8      |
| Total Kids          | 29  | Partner not cohab               | 1      |
| Kids 0-5 yrs        | 16  | Ex-spouse/partner               | 4      |
| Range               | 1-2 | Other                           | 5      |
| Mean N              | 1.3 |                                 |        |
| <b>REFERRED BY</b>  |     | <b>SERVICE NEED</b>             |        |
| Police              | 23  | Shelter                         | 2      |
| DV & Social Service | 5   | Counseling                      | 9      |
| Advertisement       | 2   | Legal                           | 17     |
| Health              | 2   | Info Only                       | 3      |
| Family or Friend    | 2   | Other                           | 4      |
| Info. Resources     | -   |                                 |        |
| Self                | 1   |                                 |        |
| Other               | -   |                                 |        |
| <b>LANGUAGE</b>     |     | <b>Census 2000 Demographics</b> |        |
| English             | 26  | Total Population                | 54,781 |
| Spanish             | 9   | Race: Hispanic/Latino           | 8,984  |
| Polish              | 1   | Not Hispanic/Latino             | 45,797 |
| Other               | 1   | Asian                           | 4,038  |
|                     |     | Black                           | 249    |
|                     |     | White                           | 39,943 |
|                     |     | Other                           | 1,567  |
|                     |     | HH Income Median                | 47,905 |
|                     |     | Age Median                      | 38.2   |

| 60631               |     | N=23                            |        |
|---------------------|-----|---------------------------------|--------|
| <b>VICTIM</b>       |     | <b>ABUSER</b>                   |        |
| Age (Median)        | 42  | Age (Median)                    | 44     |
| Sex: Female         | 23  | Sex: Female                     | -      |
| Male                | -   | Male                            | 22     |
| Race: Black         | 1   | Race: Black                     | 1      |
| White               | 19  | White                           | 16     |
| Latino              | 3   | Latino                          | 3      |
| Other               | -   | Other                           | -      |
| <b>CHILDREN</b>     |     | <b>RELATIONSHIP</b>             |        |
| No Kids             | 13  | Spouse                          | 9      |
| Have Kids           | 10  | Partner cohabitate              | 6      |
| Total Kids          | 17  | Partner not cohab               | 1      |
| Kids 0-5 yrs        | 7   | Ex-spouse/partner               | 3      |
| Range               | 1-4 | Other                           | 4      |
| Mean N              | 1.7 |                                 |        |
| <b>REFERRED BY</b>  |     | <b>SERVICE NEED</b>             |        |
| Police              | 11  | Shelter                         | 6      |
| DV & Social Service | 6   | Counseling                      | 7      |
| Advertisement       | 2   | Legal                           | 10     |
| Health              | 1   | Info Only                       | -      |
| Family or Friend    | -   | Other                           | -      |
| Info. Resources     | -   |                                 |        |
| Self                | 1   |                                 |        |
| Other               | 1   |                                 |        |
| <b>LANGUAGE</b>     |     | <b>Census 2000 Demographics</b> |        |
| English             | 22  | Total Population                | 28,832 |
| Spanish             | 1   | Race: Hispanic/Latino           | 1,501  |
| Polish              | -   | Not Hispanic/Latino             | 27,331 |
| Other               | -   | Asian                           | 629    |
|                     |     | Black                           | 297    |
|                     |     | White                           | 26,146 |
|                     |     | Other                           | 259    |
|                     |     | HH Income Median                | 55,316 |
|                     |     | Age Median                      | 42.8   |

| 60634               |     | N=80                            |        |
|---------------------|-----|---------------------------------|--------|
| <b>VICTIM</b>       |     | <b>ABUSER</b>                   |        |
| Age (Median)        | 36  | Age (Median)                    | 41     |
| Sex: Female         | 75  | Sex: Female                     | 11     |
| Male                | 5   | Male                            | 60     |
| Race: Black         | 4   | Race: Black                     | 3      |
| White               | 41  | White                           | 38     |
| Latino              | 29  | Latino                          | 28     |
| Other               | 4   | Other                           | 1      |
| <b>CHILDREN</b>     |     | <b>RELATIONSHIP</b>             |        |
| No Kids             | 34  | Spouse                          | 40     |
| Have Kids           | 46  | Partner cohabitate              | 16     |
| Total Kids          | 88  | Partner not cohab               | 4      |
| Kids 0-5 yrs        | 28  | Ex-spouse/partner               | 12     |
| Range               | 1-5 | Other                           | 8      |
| Mean N              | 1.9 |                                 |        |
| <b>REFERRED BY</b>  |     | <b>SERVICE NEED</b>             |        |
| Police              | 51  | Shelter                         | 13     |
| DV & Social Service | 13  | Counseling                      | 17     |
| Advertisement       | 7   | Legal                           | 35     |
| Health              | -   | Info Only                       | 5      |
| Family or Friend    | 3   | Other                           | 6      |
| Info. Resources     | -   |                                 |        |
| Self                | -   |                                 |        |
| Other               | 1   |                                 |        |
| <b>LANGUAGE</b>     |     | <b>Census 2000 Demographics</b> |        |
| English             | 61  | Total Population                | 74,164 |
| Spanish             | 11  | Race: Hispanic/Latino           | 14,506 |
| Polish              | 7   | Not Hispanic/Latino             | 59,658 |
| Other               | 1   | Asian                           | 2,763  |
|                     |     | Black                           | 446    |
|                     |     | White                           | 54,764 |
|                     |     | Other                           | 1,685  |
|                     |     | HH Income Median                | 50,042 |
|                     |     | Age Median                      | 38.3   |

N

O

R

T

H

| 60639               |     | N=141                           |        |
|---------------------|-----|---------------------------------|--------|
| <b>VICTIM</b>       |     | <b>ABUSER</b>                   |        |
| Age (Median)        | 30  | Age (Median)                    | 34     |
| Sex: Female         | 130 | Sex: Female                     | 20     |
| Male                | 11  | Male                            | 112    |
| Race: Black         | 45  | Race: Black                     | 43     |
| White               | 12  | White                           | 4      |
| Latino              | 82  | Latino                          | 81     |
| Other               | 1   | Other                           | 2      |
| <b>CHILDREN</b>     |     | <b>RELATIONSHIP</b>             |        |
| No Kids             | 44  | Spouse                          | 45     |
| Have Kids           | 97  | Partner cohabitate              | 40     |
| Total Kids          | 225 | Partner not cohab               | 7      |
| Kids 0-5 yrs        | 96  | Ex-spouse/partner               | 33     |
| Range               | 1-5 | Other                           | 16     |
| Mean N              | 2.3 |                                 |        |
| <b>REFERRED BY</b>  |     | <b>SERVICE NEED</b>             |        |
| Police              | 85  | Shelter                         | 37     |
| DV & Social Service | 25  | Counseling                      | 24     |
| Advertisement       | 9   | Legal                           | 59     |
| Health              | 3   | Info Only                       | 15     |
| Family or Friend    | 2   | Other                           | 5      |
| Info. Resources     | 3   |                                 |        |
| Self                | 3   |                                 |        |
| Other               | 3   |                                 |        |
| <b>LANGUAGE</b>     |     | <b>Census 2000 Demographics</b> |        |
| English             | 96  | Total Population                | 92,951 |
| Spanish             | 43  | Race: Hispanic/Latino           | 61,700 |
| Polish              | 1   | Not Hispanic/Latino             | 31,251 |
| Other               | 1   | Asian                           | 1,219  |
|                     |     | Black                           | 16,023 |
|                     |     | White                           | 12,956 |
|                     |     | Other                           | 1,053  |
|                     |     | HH Income Median                | 40,165 |
|                     |     | Age Median                      | 27.6   |

| 60641               |     | N=110                           |        |
|---------------------|-----|---------------------------------|--------|
| <b>VICTIM</b>       |     | <b>ABUSER</b>                   |        |
| Age (Median)        | 32  | Age (Median)                    | 37     |
| Sex: Female         | 105 | Sex: Female                     | 14     |
| Male                | 5   | Male                            | 85     |
| Race: Black         | 8   | Race: Black                     | 11     |
| White               | 36  | White                           | 33     |
| Latino              | 56  | Latino                          | 45     |
| Other               | 7   | Other                           | 8      |
| <b>CHILDREN</b>     |     | <b>RELATIONSHIP</b>             |        |
| No Kids             | 40  | Spouse                          | 45     |
| Have Kids           | 70  | Partner cohabitate              | 27     |
| Total Kids          | 134 | Partner not cohab               | 6      |
| Kids 0-5 yrs        | 61  | Ex-spouse/partner               | 14     |
| Range               | 1-4 | Other                           | 18     |
| Mean N              | 1.9 |                                 |        |
| <b>REFERRED BY</b>  |     | <b>SERVICE NEED</b>             |        |
| Police              | 67  | Shelter                         | 22     |
| DV & Social Service | 25  | Counseling                      | 30     |
| Advertisement       | 4   | Legal                           | 43     |
| Health              | 1   | Info Only                       | 7      |
| Family or Friend    | 2   | Other                           | 8      |
| Info. Resources     | -   |                                 |        |
| Self                | 2   |                                 |        |
| Other               | 2   |                                 |        |
| <b>LANGUAGE</b>     |     | <b>Census 2000 Demographics</b> |        |
| English             | 79  | Total Population                | 73,824 |
| Spanish             | 30  | Race: Hispanic/Latino           | 28,643 |
| Polish              | 1   | Not Hispanic/Latino             | 45,181 |
| Other               | -   | Asian                           | 2,830  |
|                     |     | Black                           | 788    |
|                     |     | White                           | 39,190 |
|                     |     | Other                           | 2,373  |
|                     |     | HH Income Median                | 42,182 |
|                     |     | Age Median                      | 33.8   |

| 60640               |     | N=95                            |        |
|---------------------|-----|---------------------------------|--------|
| <b>VICTIM</b>       |     | <b>ABUSER</b>                   |        |
| Age (Median)        | 34  | Age (Median)                    | 35     |
| Sex: Female         | 88  | Sex: Female                     | 8      |
| Male                | 7   | Male                            | 79     |
| Race: Black         | 48  | Race: Black                     | 51     |
| White               | 27  | White                           | 16     |
| Latino              | 14  | Latino                          | 12     |
| Other               | 5   | Other                           | 6      |
| <b>CHILDREN</b>     |     | <b>RELATIONSHIP</b>             |        |
| No Kids             | 49  | Spouse                          | 28     |
| Have Kids           | 46  | Partner cohabitate              | 28     |
| Total Kids          | 77  | Partner not cohab               | 10     |
| Kids 0-5 yrs        | 38  | Ex-spouse/partner               | 18     |
| Range               | 1-7 | Other                           | 11     |
| Mean N              | 1.7 |                                 |        |
| <b>REFERRED BY</b>  |     | <b>SERVICE NEED</b>             |        |
| Police              | 56  | Shelter                         | 46     |
| DV & Social Service | 14  | Counseling                      | 13     |
| Advertisement       | 6   | Legal                           | 27     |
| Health              | 2   | Info Only                       | 6      |
| Family or Friend    | 3   | Other                           | 3      |
| Info. Resources     | 2   |                                 |        |
| Self                | 1   |                                 |        |
| Other               | 4   |                                 |        |
| <b>LANGUAGE</b>     |     | <b>Census 2000 Demographics</b> |        |
| English             | 87  | Total Population                | 74,030 |
| Spanish             | 7   | Race: Hispanic/Latino           | 15,792 |
| Polish              | -   | Not Hispanic/Latino             | 58,238 |
| Other               | 1   | Asian                           | 9,881  |
|                     |     | Black                           | 14,094 |
|                     |     | White                           | 31,529 |
|                     |     | Other                           | 2,734  |
|                     |     | HH Income Median                | 32,466 |
|                     |     | Age Median                      | 34.6   |

| 60645               |     | N=66                            |        |
|---------------------|-----|---------------------------------|--------|
| <b>VICTIM</b>       |     | <b>ABUSER</b>                   |        |
| Age (Median)        | 28  | Age (Median)                    | 32     |
| Sex: Female         | 63  | Sex: Female                     | 6      |
| Male                | 3   | Male                            | 50     |
| Race: Black         | 27  | Race: Black                     | 20     |
| White               | 11  | White                           | 10     |
| Latino              | 22  | Latino                          | 23     |
| Other               | 5   | Other                           | 2      |
| <b>CHILDREN</b>     |     | <b>RELATIONSHIP</b>             |        |
| No Kids             | 26  | Spouse                          | 23     |
| Have Kids           | 40  | Partner cohabitate              | 22     |
| Total Kids          | 89  | Partner not cohab               | 2      |
| Kids 0-5 yrs        | 47  | Ex-spouse/partner               | 14     |
| Range               | 1-5 | Other                           | 5      |
| Mean N              | 2.2 |                                 |        |
| <b>REFERRED BY</b>  |     | <b>SERVICE NEED</b>             |        |
| Police              | 36  | Shelter                         | 29     |
| DV & Social Service | 16  | Counseling                      | 13     |
| Advertisement       | 3   | Legal                           | 14     |
| Health              | 3   | Info Only                       | 3      |
| Family or Friend    | 1   | Other                           | 7      |
| Info. Resources     | -   |                                 |        |
| Self                | 2   |                                 |        |
| Other               | -   |                                 |        |
| <b>LANGUAGE</b>     |     | <b>Census 2000 Demographics</b> |        |
| English             | 51  | Total Population                | 44,197 |
| Spanish             | 15  | Race: Hispanic/Latino           | 7,223  |
| Polish              | -   | Not Hispanic/Latino             | 36,974 |
| Other               | -   | Asian                           | 6,877  |
|                     |     | Black                           | 4,658  |
|                     |     | White                           | 23,197 |
|                     |     | Other                           | 2,242  |
|                     |     | HH Income Median                | 41,438 |
|                     |     | Age Median                      | 35.4   |

N

O

R

T

H

| 60646               |     | N=23                         |        |
|---------------------|-----|------------------------------|--------|
| <b>VICTIM</b>       |     | <b>ABUSER</b>                |        |
| Age (Median)        | 33  | Age (Median)                 | 43     |
| Sex: Female         | 20  | Sex: Female                  | 3      |
| Male                | 3   | Male                         | 18     |
| Race: Black         | 5   | Race: Black                  | 4      |
| White               | 11  | White                        | 10     |
| Latino              | 5   | Latino                       | 4      |
| Other               | 2   | Other                        | 3      |
| <b>CHILDREN</b>     |     | <b>RELATIONSHIP</b>          |        |
| No Kids             | 11  | Spouse                       | 8      |
| Have Kids           | 12  | Partner cohabitate           | 7      |
| Total Kids          | 26  | Partner not cohab            | 2      |
| Kids 0-5 yrs        | 19  | Ex-spouse/partner            | 2      |
| Range               | 1-2 | Other                        | 4      |
| Mean N              | 1.3 |                              |        |
| <b>REFERRED BY</b>  |     | <b>Demographics</b>          |        |
| Police              | 11  | Census 2000 Total Population | 27,016 |
| DV & Social Service | 2   | Race: Hispanic/Latino        | 1,783  |
| Advertisement       | 4   | Not Hispanic/Latino          | 25,233 |
| Health              | 2   | Asian                        | 1,695  |
| Family or Friend    | 1   | Black                        | 88     |
| Info. Resources     | 1   | White                        | 23,030 |
| Self                | 1   | Other                        | 420    |
| Other               | -   | HH Income Median             | 58,232 |
| <b>LANGUAGE</b>     |     | Age Median                   |        |
| English             | 19  | 42.3                         |        |
| Spanish             | 3   |                              |        |
| Polish              | 1   |                              |        |
| Other               | -   |                              |        |

| 60647               |     | N=129                        |        |
|---------------------|-----|------------------------------|--------|
| <b>VICTIM</b>       |     | <b>ABUSER</b>                |        |
| Age (Median)        | 32  | Age (Median)                 | 35     |
| Sex: Female         | 122 | Sex: Female                  | 13     |
| Male                | 7   | Male                         | 103    |
| Race: Black         | 27  | Race: Black                  | 25     |
| White               | 29  | White                        | 20     |
| Latino              | 68  | Latino                       | 66     |
| Other               | 2   | Other                        | 4      |
| <b>CHILDREN</b>     |     | <b>RELATIONSHIP</b>          |        |
| No Kids             | 42  | Spouse                       | 35     |
| Have Kids           | 87  | Partner cohabitate           | 46     |
| Total Kids          | 185 | Partner not cohab            | 3      |
| Kids 0-5 yrs        | 90  | Ex-spouse/partner            | 23     |
| Range               | 1-7 | Other                        | 22     |
| Mean N              | 2.1 |                              |        |
| <b>REFERRED BY</b>  |     | <b>Demographics</b>          |        |
| Police              | 78  | Census 2000 Total Population | 98,769 |
| DV & Social Service | 19  | Race: Hispanic/Latino        | 66,874 |
| Advertisement       | 7   | Not Hispanic/Latino          | 31,895 |
| Health              | 2   | Asian                        | 1,225  |
| Family or Friend    | 3   | Black                        | 5,823  |
| Info. Resources     | 2   | White                        | 22,813 |
| Self                | 3   | Other                        | 2,034  |
| Other               | 4   | HH Income Median             | 35,283 |
| <b>LANGUAGE</b>     |     | Age Median                   |        |
| English             | 112 | 28.5                         |        |
| Spanish             | 17  |                              |        |
| Polish              | -   |                              |        |
| Other               | -   |                              |        |

| 60656               |     | N=28                         |        |
|---------------------|-----|------------------------------|--------|
| <b>VICTIM</b>       |     | <b>ABUSER</b>                |        |
| Age (Median)        | 40  | Age (Median)                 | 42     |
| Sex: Female         | 27  | Sex: Female                  | 4      |
| Male                | 1   | Male                         | 23     |
| Race: Black         | 5   | Race: Black                  | 4      |
| White               | 15  | White                        | 15     |
| Latino              | 8   | Latino                       | 8      |
| Other               | -   | Other                        | -      |
| <b>CHILDREN</b>     |     | <b>RELATIONSHIP</b>          |        |
| No Kids             | 14  | Spouse                       | 13     |
| Have Kids           | 14  | Partner cohabitate           | 4      |
| Total Kids          | 32  | Partner not cohab            | 1      |
| Kids 0-5 yrs        | 12  | Ex-spouse/partner            | 4      |
| Range               | 1-6 | Other                        | 6      |
| Mean N              | 2.3 |                              |        |
| <b>REFERRED BY</b>  |     | <b>Demographics</b>          |        |
| Police              | 16  | Census 2000 Total Population | 27,129 |
| DV & Social Service | 5   | Race: Hispanic/Latino        | 1,783  |
| Advertisement       | 3   | Not Hispanic/Latino          | 25,346 |
| Health              | 1   | Asian                        | 1,503  |
| Family or Friend    | -   | Black                        | 295    |
| Info. Resources     | 1   | White                        | 23,059 |
| Self                | -   | Other                        | 489    |
| Other               | -   | HH Income Median             | 47,512 |
| <b>LANGUAGE</b>     |     | Age Median                   |        |
| English             | 24  | 40.6                         |        |
| Spanish             | 4   |                              |        |
| Polish              | -   |                              |        |
| Other               | -   |                              |        |

| 60657               |     | N=37                         |        |
|---------------------|-----|------------------------------|--------|
| <b>VICTIM</b>       |     | <b>ABUSER</b>                |        |
| Age (Median)        | 29  | Age (Median)                 | 41     |
| Sex: Female         | 36  | Sex: Female                  | 3      |
| Male                | 1   | Male                         | 31     |
| Race: Black         | 7   | Race: Black                  | 7      |
| White               | 12  | White                        | 15     |
| Latino              | 2   | Latino                       | 4      |
| Other               | 16  | Other                        | 8      |
| <b>CHILDREN</b>     |     | <b>RELATIONSHIP</b>          |        |
| No Kids             | 23  | Spouse                       | 14     |
| Have Kids           | 14  | Partner cohabitate           | 12     |
| Total Kids          | 18  | Partner not cohab            | 4      |
| Kids 0-5 yrs        | 10  | Ex-spouse/partner            | 5      |
| Range               | 1-2 | Other                        | 2      |
| Mean N              | 1.3 |                              |        |
| <b>REFERRED BY</b>  |     | <b>Demographics</b>          |        |
| Police              | 21  | Census 2000 Total Population | 66,789 |
| DV & Social Service | 10  | Race: Hispanic/Latino        | 5,291  |
| Advertisement       | 1   | Not Hispanic/Latino          | 61,498 |
| Health              | 1   | Asian                        | 3,348  |
| Family or Friend    | 1   | Black                        | 2,228  |
| Info. Resources     | 1   | White                        | 54,723 |
| Self                | 1   | Other                        | 1,199  |
| Other               | -   | HH Income Median             | 55,647 |
| <b>LANGUAGE</b>     |     | Age Median                   |        |
| English             | 36  | 30.9                         |        |
| Spanish             | 1   |                              |        |
| Polish              | -   |                              |        |
| Other               | -   |                              |        |

N

O

R

T

H

| 60659               |     | N=56                            |        |
|---------------------|-----|---------------------------------|--------|
| <b>VICTIM</b>       |     | <b>ABUSER</b>                   |        |
| Age (Median)        | 35  | Age (Median)                    | 38     |
| Sex: Female         | 53  | Sex: Female                     | 2      |
| Male                | 3   | Male                            | 50     |
| Race: Black         | 20  | Race: Black                     | 18     |
| White               | 12  | White                           | 8      |
| Latino              | 19  | Latino                          | 18     |
| Other               | 5   | Other                           | 8      |
| <b>CHILDREN</b>     |     | <b>RELATIONSHIP</b>             |        |
| No Kids             | 30  | Spouse                          | 21     |
| Have Kids           | 26  | Partner cohabitate              | 13     |
| Total Kids          | 55  | Partner not cohab               | 3      |
| Kids 0-5 yrs        | 22  | Ex-spouse/partner               | 11     |
| Range               | 1-4 | Other                           | 8      |
| Mean N              | 2.1 |                                 |        |
| <b>REFERRED BY</b>  |     | <b>SERVICE NEED</b>             |        |
| Police              | 39  | Shelter                         | 6      |
| DV & Social Service | 10  | Counseling                      | 7      |
| Advertisement       | 2   | Legal                           | 23     |
| Health              | -   | Info Only                       | 16     |
| Family or Friend    | 1   | Other                           | 4      |
| Info. Resources     | 1   |                                 |        |
| Self                | 2   |                                 |        |
| Other               | -   |                                 |        |
| <b>LANGUAGE</b>     |     | <b>Census 2000 Demographics</b> |        |
| English             | 43  | Total Population                | 39,155 |
| Spanish             | 12  | Race: Hispanic/Latino           | 6,322  |
| Polish              | -   | Not Hispanic/Latino             | 32,833 |
| Other               | 1   | Asian                           | 10,681 |
|                     |     | Black                           | 1,961  |
|                     |     | White                           | 17,834 |
|                     |     | Other                           | 2,357  |
|                     |     | HH Income Median                | 45,064 |
|                     |     | Age Median                      | 33.9   |

| 60660               |     | N=54                            |        |
|---------------------|-----|---------------------------------|--------|
| <b>VICTIM</b>       |     | <b>ABUSER</b>                   |        |
| Age (Median)        | 34  | Age (Median)                    | 37     |
| Sex: Female         | 50  | Sex: Female                     | 2      |
| Male                | 4   | Male                            | 52     |
| Race: Black         | 16  | Race: Black                     | 20     |
| White               | 22  | White                           | 18     |
| Latino              | 7   | Latino                          | 6      |
| Other               | 8   | Other                           | 8      |
| <b>CHILDREN</b>     |     | <b>RELATIONSHIP</b>             |        |
| No Kids             | 34  | Spouse                          | 18     |
| Have Kids           | 20  | Partner cohabitate              | 15     |
| Total Kids          | 37  | Partner not cohab               | 3      |
| Kids 0-5 yrs        | 18  | Ex-spouse/partner               | 11     |
| Range               | 1-4 | Other                           | 7      |
| Mean N              | 1.8 |                                 |        |
| <b>REFERRED BY</b>  |     | <b>SERVICE NEED</b>             |        |
| Police              | 32  | Shelter                         | 12     |
| DV & Social Service | 11  | Counseling                      | 12     |
| Advertisement       | 1   | Legal                           | 18     |
| Health              | 1   | Info Only                       | 5      |
| Family or Friend    | 3   | Other                           | 6      |
| Info. Resources     | -   |                                 |        |
| Self                | 2   |                                 |        |
| Other               | 1   |                                 |        |
| <b>LANGUAGE</b>     |     | <b>Census 2000 Demographics</b> |        |
| English             | 49  | Total Population                | 47,726 |
| Spanish             | 2   | Race: Hispanic/Latino           | 9,906  |
| Polish              | 3   | Not Hispanic/Latino             | 37,820 |
| Other               | -   | Asian                           | 5,897  |
|                     |     | Black                           | 8,326  |
|                     |     | White                           | 21,535 |
|                     |     | Other                           | 2,062  |
|                     |     | HH Income Median                | 34,293 |
|                     |     | Age Median                      | 33.9   |

| LOOP (60601-05)     |     | N=38                            |                 |
|---------------------|-----|---------------------------------|-----------------|
| <b>VICTIM</b>       |     | <b>ABUSER</b>                   |                 |
| Age (Median)        | 31  | Age (Median)                    | 37              |
| Sex: Female         | 33  | Sex: Female                     | 5               |
| Male                | 5   | Male                            | 33              |
| Race: Black         | 22  | Race: Black                     | 21              |
| White               | 10  | White                           | 11              |
| Latino              | 3   | Latino                          | 3               |
| Other               | 3   | Other                           | 3               |
| <b>CHILDREN</b>     |     | <b>RELATIONSHIP</b>             |                 |
| No Kids             | 27  | Spouse                          | 11              |
| Have Kids           | 11  | Partner cohabitate              | 11              |
| Total Kids          | 17  | Partner not cohab               | 1               |
| Kids 0-5 yrs        | 6   | Ex-spouse/partner               | 12              |
| Range               | 1-3 | Other                           | 3               |
| Mean N              | 1.5 |                                 |                 |
| <b>REFERRED BY</b>  |     | <b>SERVICE NEED</b>             |                 |
| Police              | 19  | Shelter                         | 16              |
| DV & Social Service | 8   | Counseling                      | 8               |
| Advertisement       | 3   | Legal                           | 12              |
| Health              | -   | Info Only                       | 2               |
| Family or Friend    | 2   | Other                           | -               |
| Info. Resources     | -   |                                 |                 |
| Self                | 2   |                                 |                 |
| Other               | 1   |                                 |                 |
| <b>LANGUAGE</b>     |     | <b>Census 2000 Demographics</b> |                 |
| English             | 36  | Total Population 60601-05       | 18,540          |
| Spanish             | 2   | Race: Hispanic/Latino           | 980             |
| Polish              | -   | Not Hispanic/Latino             | 17,560          |
| Other               | -   | Asian                           | 1,635           |
|                     |     | Black                           | 4,560           |
|                     |     | White                           | 10,908          |
|                     |     | Other                           | 457             |
|                     |     | HH Income Median 50,068         | Age Median 37.1 |

| 60606 & 60607       |     | N=25                             |                       |
|---------------------|-----|----------------------------------|-----------------------|
| <b>VICTIM</b>       |     | <b>ABUSER</b>                    |                       |
| Age (Median)        | 34  | Age (Median)                     | 33                    |
| Sex: Female         | 20  | Sex: Female                      | 4                     |
| Male                | 5   | Male                             | 20                    |
| Race: Black         | 14  | Race: Black                      | 13                    |
| White               | 7   | White                            | 8                     |
| Latino              | 2   | Latino                           | 3                     |
| Other               | 2   | Other                            | -                     |
| <b>CHILDREN</b>     |     | <b>RELATIONSHIP</b>              |                       |
| No Kids             | 20  | Spouse                           | 5                     |
| Have Kids           | 5   | Partner cohabitate               | 5                     |
| Total Kids          | 6   | Partner not cohab                | 3                     |
| Kids 0-5 yrs        | 2   | Ex-spouse/partner                | 8                     |
| Range               | 1-2 | Other                            | 4                     |
| Mean N              | 1.8 |                                  |                       |
| <b>REFERRED BY</b>  |     | <b>SERVICE NEED</b>              |                       |
| Police              | 10  | Shelter                          | 14                    |
| DV & Social Service | 6   | Counseling                       | 4                     |
| Advertisement       | 2   | Legal                            | 6                     |
| Health              | 2   | Info Only                        | -                     |
| Family or Friend    | 1   | Other                            | 1                     |
| Info. Resources     | 1   |                                  |                       |
| Self                | 1   |                                  |                       |
| Other               | 1   |                                  |                       |
| <b>LANGUAGE</b>     |     | <b>Census 2000 Demographics</b>  |                       |
| English             | 24  | Total Population 60606 60607     | 1,682 15,552          |
| Spanish             | 1   | Race: Hispanic/Latino            | 129 1,256             |
| Polish              | -   | Not Hispanic/Latino              | 1,553 14,296          |
| Other               | -   | Asian                            | 284 2,086             |
|                     |     | Black                            | 95 5,114              |
|                     |     | White                            | 1,159 6,724           |
|                     |     | Other                            | 15 372                |
|                     |     | HH Income Median 100,377; 40,972 | Age Median 34.9; 30.8 |

| 60608               |     | N=86                            |                 |
|---------------------|-----|---------------------------------|-----------------|
| <b>VICTIM</b>       |     | <b>ABUSER</b>                   |                 |
| Age (Median)        | 33  | Age (Median)                    | 34              |
| Sex: Female         | 82  | Sex: Female                     | 6               |
| Male                | 4   | Male                            | 79              |
| Race: Black         | 27  | Race: Black                     | 28              |
| White               | 11  | White                           | 15              |
| Latino              | 44  | Latino                          | 39              |
| Other               | 4   | Other                           | 1               |
| <b>CHILDREN</b>     |     | <b>RELATIONSHIP</b>             |                 |
| No Kids             | 55  | Spouse                          | 25              |
| Have Kids           | 31  | Partner cohabitate              | 33              |
| Total Kids          | 92  | Partner not cohab               | 3               |
| Kids 0-5 yrs        | 49  | Ex-spouse/partner               | 16              |
| Range               | 1-5 | Other                           | 8               |
| Mean N              | 1.7 |                                 |                 |
| <b>REFERRED BY</b>  |     | <b>SERVICE NEED</b>             |                 |
| Police              | 49  | Shelter                         | 32              |
| DV & Social Service | 14  | Counseling                      | 16              |
| Advertisement       | 3   | Legal                           | 28              |
| Health              | 2   | Info Only                       | 6               |
| Family or Friend    | 1   | Other                           | 4               |
| Info. Resources     | 2   |                                 |                 |
| Self                | 2   |                                 |                 |
| Other               | 5   |                                 |                 |
| <b>LANGUAGE</b>     |     | <b>Census 2000 Demographics</b> |                 |
| English             | 74  | Total Population                | 92,472          |
| Spanish             | 12  | Race: Hispanic/Latino           | 57,999          |
| Polish              | -   | Not Hispanic/Latino             | 34,473          |
| Other               | -   | Asian                           | 4,605           |
|                     |     | Black                           | 16,845          |
|                     |     | White                           | 12,066          |
|                     |     | Other                           | 957             |
|                     |     | HH Income Median 28,026         | Age Median 27.2 |

| 60609               |     | N=105                           |                 |
|---------------------|-----|---------------------------------|-----------------|
| <b>VICTIM</b>       |     | <b>ABUSER</b>                   |                 |
| Age (Median)        | 31  | Age (Median)                    | 32              |
| Sex: Female         | 100 | Sex: Female                     | 7               |
| Male                | 5   | Male                            | 88              |
| Race: Black         | 65  | Race: Black                     | 60              |
| White               | 7   | White                           | 4               |
| Latino              | 29  | Latino                          | 29              |
| Other               | 2   | Other                           | 1               |
| <b>CHILDREN</b>     |     | <b>RELATIONSHIP</b>             |                 |
| No Kids             | 41  | Spouse                          | 29              |
| Have Kids           | 64  | Partner cohabitate              | 39              |
| Total Kids          | 132 | Partner not cohab               | 2               |
| Kids 0-5 yrs        | 60  | Ex-spouse/partner               | 18              |
| Range               | 1-5 | Other                           | 17              |
| Mean N              | 2.0 |                                 |                 |
| <b>REFERRED BY</b>  |     | <b>SERVICE NEED</b>             |                 |
| Police              | 60  | Shelter                         | 48              |
| DV & Social Service | 19  | Counseling                      | 20              |
| Advertisement       | 6   | Legal                           | 22              |
| Health              | 3   | Info Only                       | 8               |
| Family or Friend    | 5   | Other                           | 7               |
| Info. Resources     | 3   |                                 |                 |
| Self                | 2   |                                 |                 |
| Other               | 3   |                                 |                 |
| <b>LANGUAGE</b>     |     | <b>Census 2000 Demographics</b> |                 |
| English             | 86  | Total Population                | 79,469          |
| Spanish             | 19  | Race: Hispanic/Latino           | 34,466          |
| Polish              | -   | Not Hispanic/Latino             | 45,003          |
| Other               | -   | Asian                           | 941             |
|                     |     | Black                           | 30,613          |
|                     |     | White                           | 12,560          |
|                     |     | Other                           | 889             |
|                     |     | HH Income Median 25,705         | Age Median 25.2 |

| 60610               |     | N=43                            |        |
|---------------------|-----|---------------------------------|--------|
| <b>VICTIM</b>       |     | <b>ABUSER</b>                   |        |
| Age (Median)        | 32  | Age (Median)                    | 39     |
| Sex: Female         | 43  | Sex: Female                     | 7      |
| Male                | -   | Male                            | 34     |
| Race: Black         | 21  | Race: Black                     | 22     |
| White               | 18  | White                           | 14     |
| Latino              | 1   | Latino                          | 2      |
| Other               | 2   | Other                           | 1      |
| <b>CHILDREN</b>     |     | <b>RELATIONSHIP</b>             |        |
| No Kids             | 25  | Spouse                          | 10     |
| Have Kids           | 18  | Partner cohabitate              | 14     |
| Total Kids          | 29  | Partner not cohab               | 3      |
| Kids 0-5 yrs        | 12  | Ex-spouse/partner               | 10     |
| Range               | 1-3 | Other                           | 6      |
| Mean N              | 1.8 |                                 |        |
| <b>REFERRED BY</b>  |     | <b>SERVICE NEED</b>             |        |
| Police              | 27  | Shelter                         | 15     |
| DV & Social Service | 5   | Counseling                      | 14     |
| Advertisement       | 1   | Legal                           | 12     |
| Health              | 1   | Info Only                       | 1      |
| Family or Friend    | 1   | Other                           | 1      |
| Info. Resources     | 1   |                                 |        |
| Self                | 2   |                                 |        |
| Other               | -   |                                 |        |
| <b>LANGUAGE</b>     |     | <b>Census 2000 Demographics</b> |        |
| English             | 42  | Total Population                | 47,513 |
| Spanish             | -   | Race: Hispanic/Latino           | 1,871  |
| Polish              | 1   | Not Hispanic/Latino             | 45,642 |
| Other               | -   | Asian                           | 2,036  |
|                     |     | Black                           | 12,756 |
|                     |     | White                           | 30,030 |
|                     |     | Other                           | 820    |
|                     |     | HH Income Median                | 51,294 |
|                     |     | Age Median                      | 34     |

| 60611               |     | N=19                            |        |
|---------------------|-----|---------------------------------|--------|
| <b>VICTIM</b>       |     | <b>ABUSER</b>                   |        |
| Age (Median)        | 36  | Age (Median)                    | 37     |
| Sex: Female         | 17  | Sex: Female                     | 1      |
| Male                | 2   | Male                            | 17     |
| Race: Black         | 5   | Race: Black                     | 5      |
| White               | 12  | White                           | 11     |
| Latino              | 1   | Latino                          | -      |
| Other               | 1   | Other                           | 2      |
| <b>CHILDREN</b>     |     | <b>RELATIONSHIP</b>             |        |
| No Kids             | 13  | Spouse                          | 7      |
| Have Kids           | 6   | Partner cohabitate              | 3      |
| Total Kids          | 12  | Partner not cohab               | 4      |
| Kids 0-5 yrs        | 6   | Ex-spouse/partner               | 4      |
| Range               | 1-3 | Other                           | 1      |
| Mean N              | 2.0 |                                 |        |
| <b>REFERRED BY</b>  |     | <b>SERVICE NEED</b>             |        |
| Police              | 10  | Shelter                         | 6      |
| DV & Social Service | 3   | Counseling                      | 4      |
| Advertisement       | 1   | Legal                           | 5      |
| Health              | -   | Info Only                       | 3      |
| Family or Friend    | -   | Other                           | 1      |
| Info. Resources     | 1   |                                 |        |
| Self                | 2   |                                 |        |
| Other               | -   |                                 |        |
| <b>LANGUAGE</b>     |     | <b>Census 2000 Demographics</b> |        |
| English             | 19  | Total Population                | 26,522 |
| Spanish             | -   | Race: Hispanic/Latino           | 953    |
| Polish              | -   | Not Hispanic/Latino             | 25,569 |
| Other               | -   | Asian                           | 2,497  |
|                     |     | Black                           | 1,343  |
|                     |     | White                           | 21,247 |
|                     |     | Other                           | 482    |
|                     |     | HH Income Median                | 69,899 |
|                     |     | Age Median                      | 41.3   |

| 60612               |     | N=135                           |        |
|---------------------|-----|---------------------------------|--------|
| <b>VICTIM</b>       |     | <b>ABUSER</b>                   |        |
| Age (Median)        | 29  | Age (Median)                    | 33     |
| Sex: Female         | 124 | Sex: Female                     | 12     |
| Male                | 11  | Male                            | 116    |
| Race: Black         | 99  | Race: Black                     | 92     |
| White               | 14  | White                           | 15     |
| Latino              | 19  | Latino                          | 19     |
| Other               | 3   | Other                           | -      |
| <b>CHILDREN</b>     |     | <b>RELATIONSHIP</b>             |        |
| No Kids             | 62  | Spouse                          | 33     |
| Have Kids           | 73  | Partner cohabitate              | 47     |
| Total Kids          | 128 | Partner not cohab               | 6      |
| Kids 0-5 yrs        | 71  | Ex-spouse/partner               | 29     |
| Range               | 1-5 | Other                           | 18     |
| Mean N              | 1.7 |                                 |        |
| <b>REFERRED BY</b>  |     | <b>SERVICE NEED</b>             |        |
| Police              | 88  | Shelter                         | 53     |
| DV & Social Service | 22  | Counseling                      | 11     |
| Advertisement       | 8   | Legal                           | 29     |
| Health              | 3   | Info Only                       | 34     |
| Family or Friend    | 5   | Other                           | 8      |
| Info. Resources     | -   |                                 |        |
| Self                | 3   |                                 |        |
| Other               | 1   |                                 |        |
| <b>LANGUAGE</b>     |     | <b>Census 2000 Demographics</b> |        |
| English             | 126 | Total Population                | 37,990 |
| Spanish             | 9   | Race: Hispanic/Latino           | 5,305  |
| Polish              | -   | Not Hispanic/Latino             | 32,685 |
| Other               | -   | Asian                           | 2,135  |
|                     |     | Black                           | 24,721 |
|                     |     | White                           | 5,245  |
|                     |     | Other                           | 584    |
|                     |     | HH Income Median                | 25,143 |
|                     |     | Age Median                      | 27     |

| 60615               |     | N=65                            |        |
|---------------------|-----|---------------------------------|--------|
| <b>VICTIM</b>       |     | <b>ABUSER</b>                   |        |
| Age (Median)        | 31  | Age (Median)                    | 37     |
| Sex: Female         | 59  | Sex: Female                     | 9      |
| Male                | 6   | Male                            | 49     |
| Race: Black         | 51  | Race: Black                     | 48     |
| White               | 6   | White                           | 3      |
| Latino              | 2   | Latino                          | 2      |
| Other               | 5   | Other                           | 4      |
| <b>CHILDREN</b>     |     | <b>RELATIONSHIP</b>             |        |
| No Kids             | 35  | Spouse                          | 10     |
| Have Kids           | 30  | Partner cohabitate              | 21     |
| Total Kids          | 64  | Partner not cohab               | 4      |
| Kids 0-5 yrs        | 22  | Ex-spouse/partner               | 17     |
| Range               | 1-5 | Other                           | 11     |
| Mean N              | 2.1 |                                 |        |
| <b>REFERRED BY</b>  |     | <b>SERVICE NEED</b>             |        |
| Police              | 37  | Shelter                         | 17     |
| DV & Social Service | 9   | Counseling                      | 14     |
| Advertisement       | 7   | Legal                           | 14     |
| Health              | -   | Info Only                       | 14     |
| Family or Friend    | 2   | Other                           | 4      |
| Info. Resources     | 1   |                                 |        |
| Self                | 3   |                                 |        |
| Other               | 1   |                                 |        |
| <b>LANGUAGE</b>     |     | <b>Census 2000 Demographics</b> |        |
| English             | 65  | Total Population                | 45,096 |
| Spanish             | -   | Race: Hispanic/Latino           | 1,298  |
| Polish              | -   | Not Hispanic/Latino             | 43,798 |
| Other               | -   | Asian                           | 2,570  |
|                     |     | Black                           | 30,220 |
|                     |     | White                           | 9,849  |
|                     |     | Other                           | 1,159  |
|                     |     | HH Income Median                | 31,571 |
|                     |     | Age Median                      | 32.9   |

| 60616               |     | N=36   |    |
|---------------------|-----|--|----|
| <b>VICTIM</b>       |     | <b>ABUSER</b>  |    |
| Age (Median)        | 40  | Age (Median)   | 37 |
| Sex: Female         | 34  | Sex: Female  | 5  |
| Male                | 2   | Male   | 30 |
| Race: Black         | 22  | Race: Black  | 22 |
| White               | 6   | White  | 5  |
| Latino              | 4   | Latino   | 2  |
| Other               | 4   | Other  | 5  |
| <b>CHILDREN</b>     |     | <b>RELATIONSHIP</b>  |    |
| No Kids             | 28  | Spouse   | 14 |
| Have Kids           | 8   | Partner cohabitate   | 9  |
| Total Kids          | 17  | Partner not cohab  | 2  |
| Kids 0-5 yrs        | 10  | Ex-spouse/partner  | 6  |
| Range               | 1-7 | Other  | 5  |
| Mean N              | 2.1 |  |    |
| <b>REFERRED BY</b>  |     | <b>SERVICE NEED</b>  |    |
| Police              | 25  | Shelter  | 10 |
| DV & Social Service | 4   | Counseling   | 8  |
| Advertisement       | 3   | Legal  | 10 |
| Health              | -   | Info Only  | 6  |
| Family or Friend    | -   | Other  | 2  |
| Info. Resources     | 1   |  |    |
| Self                | 1   |  |    |
| Other               | -   |  |    |
| <b>LANGUAGE</b>     |     | <b>Census 2000 Demographics</b><br>Total Population 47,073<br>Race: Hispanic/Latino 4,296<br>Not Hispanic/Latino 42,777<br>Asian 13,727<br>Black 18,048<br>White 10,230<br>Other 772<br>HH Income Median 30,625      Age Median 34.1 |    |

| 60622               |     | N=68  |    |
|---------------------|-----|---|----|
| <b>VICTIM</b>       |     | <b>ABUSER</b>   |    |
| Age (Median)        | 31  | Age (Median)  | 35 |
| Sex: Female         | 62  | Sex: Female   | 9  |
| Male                | 6   | Male  | 57 |
| Race: Black         | 18  | Race: Black   | 15 |
| White               | 19  | White   | 18 |
| Latino              | 29  | Latino  | 32 |
| Other               | 1   | Other   | -  |
| <b>CHILDREN</b>     |     | <b>RELATIONSHIP</b>   |    |
| No Kids             | 48  | Spouse  | 19 |
| Have Kids           | 20  | Partner cohabitate  | 13 |
| Total Kids          | 48  | Partner not cohab   | 4  |
| Kids 0-5 yrs        | 17  | Ex-spouse/partner   | 13 |
| Range               | 1-6 | Other   | 18 |
| Mean N              | 2.4 |   |    |
| <b>REFERRED BY</b>  |     | <b>SERVICE NEED</b>   |    |
| Police              | 31  | Shelter   | 16 |
| DV & Social Service | 16  | Counseling  | 22 |
| Advertisement       | 3   | Legal   | 23 |
| Health              | 1   | Info Only   | 6  |
| Family or Friend    | 4   | Other   | 1  |
| Info. Resources     | 1   |   |    |
| Self                | 3   |   |    |
| Other               | 1   |   |    |
| <b>LANGUAGE</b>     |     | <b>Census 2000 Demographics</b><br>Total Population 76,015<br>Race: Hispanic/Latino 34,338<br>Not Hispanic/Latino 41,677<br>Asian 1,319<br>Black 7,718<br>White 30,420<br>Other 2,220<br>HH Income Median 38,487      Age Median 30 |    |

| 60623               |     | N=243   |     |
|---------------------|-----|---|-----|
| <b>VICTIM</b>       |     | <b>ABUSER</b>   |     |
| Age (Median)        | 32  | Age (Median)  | 35  |
| Sex: Female         | 227 | Sex: Female   | 29  |
| Male                | 16  | Male  | 199 |
| Race: Black         | 108 | Race: Black   | 103 |
| White               | 37  | White   | 31  |
| Latino              | 93  | Latino  | 88  |
| Other               | 3   | Other   | 3   |
| <b>CHILDREN</b>     |     | <b>RELATIONSHIP</b>   |     |
| No Kids             | 113 | Spouse  | 72  |
| Have Kids           | 130 | Partner cohabitate  | 89  |
| Total Kids          | 291 | Partner not cohab   | 5   |
| Kids 0-5 yrs        | 152 | Ex-spouse/partner   | 35  |
| Range               | 1-6 | Other   | 39  |
| Mean N              | 2.2 |   |     |
| <b>REFERRED BY</b>  |     | <b>SERVICE NEED</b>   |     |
| Police              | 146 | Shelter   | 76  |
| DV & Social Service | 51  | Counseling  | 37  |
| Advertisement       | 8   | Legal   | 53  |
| Health              | 7   | Info Only   | 61  |
| Family or Friend    | 13  | Other   | 15  |
| Info. Resources     | 2   |   |     |
| Self                | 7   |   |     |
| Other               | -   |   |     |
| <b>LANGUAGE</b>     |     | <b>Census 2000 Demographics</b><br>Total Population 108,144<br>Race: Hispanic/Latino 67,973<br>Not Hispanic/Latino 40,171<br>Asian 90<br>Black 37,271<br>White 2,314<br>Other 496<br>HH Income Median 28,203      Age Median 25.1 |     |

| 60624               |     | N=104   |    |
|---------------------|-----|---|----|
| <b>VICTIM</b>       |     | <b>ABUSER</b>   |    |
| Age (Median)        | 29  | Age (Median)  | 37 |
| Sex: Female         | 101 | Sex: Female   | 12 |
| Male                | 3   | Male  | 82 |
| Race: Black         | 95  | Race: Black   | 86 |
| White               | 4   | White   | 4  |
| Latino              | 4   | Latino  | 4  |
| Other               | 1   | Other   | -  |
| <b>CHILDREN</b>     |     | <b>RELATIONSHIP</b>   |    |
| No Kids             | 50  | Spouse  | 13 |
| Have Kids           | 54  | Partner cohabitate  | 44 |
| Total Kids          | 118 | Partner not cohab   | 7  |
| Kids 0-5 yrs        | 58  | Ex-spouse/partner   | 22 |
| Range               | 1-7 | Other   | 18 |
| Mean N              | 2.2 |   |    |
| <b>REFERRED BY</b>  |     | <b>SERVICE NEED</b>   |    |
| Police              | 58  | Shelter   | 54 |
| DV & Social Service | 18  | Counseling  | 8  |
| Advertisement       | 13  | Legal   | 29 |
| Health              | 3   | Info Only   | 8  |
| Family or Friend    | 3   | Other   | 5  |
| Info. Resources     | -   |   |    |
| Self                | 3   |   |    |
| Other               | -   |   |    |
| <b>LANGUAGE</b>     |     | <b>Census 2000 Demographics</b><br>Total Population 45,647<br>Race: Hispanic/Latino 463<br>Not Hispanic/Latino 45,184<br>Asian 45<br>Black 44,573<br>White 301<br>Other 265<br>HH Income Median 22,426      Age Median 27.8 |    |



| <b>60632</b>        |     | <b>N=133</b>          |                     |
|---------------------|-----|-----------------------|---------------------|
| <b>VICTIM</b>       |     |                       |                     |
| Age (Median)        | 31  |                       |                     |
| Sex: Female         | 124 |                       |                     |
| Male                | 8   |                       |                     |
| Race: Black         | 12  |                       |                     |
| White               | 17  |                       |                     |
| Latino              | 101 |                       |                     |
| Other               | 3   |                       |                     |
| <b>ABUSER</b>       |     |                       |                     |
| Age (Median)        | 33  |                       |                     |
| Sex: Female         | 12  |                       |                     |
| Male                | 114 |                       |                     |
| Race: Black         | 13  |                       |                     |
| White               | 12  |                       |                     |
| Latino              | 95  |                       |                     |
| Other               | 3   |                       |                     |
| <b>CHILDREN</b>     |     |                       |                     |
| No Kids             | 28  |                       |                     |
| Have Kids           | 105 |                       |                     |
| Total Kids          | 222 |                       |                     |
| Kids 0-5 yrs        | 100 |                       |                     |
| Range               | 1-5 |                       |                     |
| Mean N              | 2.1 |                       |                     |
| <b>REFERRED BY</b>  |     |                       |                     |
| Police              | 81  |                       |                     |
| DV & Social Service | 23  |                       |                     |
| Advertisement       | 6   |                       |                     |
| Health              | 2   |                       |                     |
| Family or Friend    | 3   |                       |                     |
| Info. Resources     | -   |                       |                     |
| Self                | 1   |                       |                     |
| Other               | 3   |                       |                     |
| <b>LANGUAGE</b>     |     |                       |                     |
| English             | 70  |                       |                     |
| Spanish             | 60  |                       |                     |
| Polish              | 2   |                       |                     |
| Other               | 1   |                       |                     |
|                     |     | <b>Census 2000</b>    | <b>Demographics</b> |
|                     |     | Total Population      | 87,577              |
|                     |     | Race: Hispanic/Latino | 61,625              |
|                     |     | Not Hispanic/Latino   | 25,952              |
|                     |     | Asian                 | 1,622               |
|                     |     | Black                 | 798                 |
|                     |     | White                 | 22,158              |
|                     |     | Other                 | 1,374               |
|                     |     | HH Income Median      | 37,406              |
|                     |     | Age Median            | 27.6                |

| <b>60644</b>        |     | <b>N=142</b>          |                     |
|---------------------|-----|-----------------------|---------------------|
| <b>VICTIM</b>       |     |                       |                     |
| Age (Median)        | 34  |                       |                     |
| Sex: Female         | 136 |                       |                     |
| Male                | 6   |                       |                     |
| Race: Black         | 132 |                       |                     |
| White               | 5   |                       |                     |
| Latino              | 4   |                       |                     |
| Other               | -   |                       |                     |
| <b>ABUSER</b>       |     |                       |                     |
| Age (Median)        | 38  |                       |                     |
| Sex: Female         | 114 |                       |                     |
| Male                | 12  |                       |                     |
| Race: Black         | 120 |                       |                     |
| White               | 1   |                       |                     |
| Latino              | 3   |                       |                     |
| Other               | -   |                       |                     |
| <b>CHILDREN</b>     |     |                       |                     |
| No Kids             | 69  |                       |                     |
| Have Kids           | 73  |                       |                     |
| Total Kids          | 156 |                       |                     |
| Kids 0-5 yrs        | 58  |                       |                     |
| Range               | 1-7 |                       |                     |
| Mean N              | 2.1 |                       |                     |
| <b>REFERRED BY</b>  |     |                       |                     |
| Police              | 81  |                       |                     |
| DV & Social Service | 36  |                       |                     |
| Advertisement       | 6   |                       |                     |
| Health              | 6   |                       |                     |
| Family or Friend    | 1   |                       |                     |
| Info. Resources     | 1   |                       |                     |
| Self                | 2   |                       |                     |
| Other               | 1   |                       |                     |
| <b>LANGUAGE</b>     |     |                       |                     |
| English             | 142 |                       |                     |
| Spanish             | -   |                       |                     |
| Polish              | -   |                       |                     |
| Other               | -   |                       |                     |
|                     |     | <b>Census 2000</b>    | <b>Demographics</b> |
|                     |     | Total Population      | 59,059              |
|                     |     | Race: Hispanic/Latino | 1,283               |
|                     |     | Not Hispanic/Latino   | 57,776              |
|                     |     | Asian                 | 180                 |
|                     |     | Black                 | 55,978              |
|                     |     | White                 | 1,162               |
|                     |     | Other                 | 456                 |
|                     |     | HH Income Median      | 26,930              |
|                     |     | Age Median            | 29.2                |

| <b>60651</b>        |     | <b>N=171</b>          |                     |
|---------------------|-----|-----------------------|---------------------|
| <b>VICTIM</b>       |     |                       |                     |
| Age (Median)        | 30  |                       |                     |
| Sex: Female         | 164 |                       |                     |
| Male                | 7   |                       |                     |
| Race: Black         | 117 |                       |                     |
| White               | 16  |                       |                     |
| Latino              | 37  |                       |                     |
| Other               | -   |                       |                     |
| <b>ABUSER</b>       |     |                       |                     |
| Age (Median)        | 32  |                       |                     |
| Sex: Female         | 16  |                       |                     |
| Male                | 140 |                       |                     |
| Race: Black         | 111 |                       |                     |
| White               | 5   |                       |                     |
| Latino              | 36  |                       |                     |
| Other               | 1   |                       |                     |
| <b>CHILDREN</b>     |     |                       |                     |
| No Kids             | 62  |                       |                     |
| Have Kids           | 109 |                       |                     |
| Total Kids          | 242 |                       |                     |
| Kids 0-5 yrs        | 122 |                       |                     |
| Range               | 1-6 |                       |                     |
| Mean N              | 2.2 |                       |                     |
| <b>REFERRED BY</b>  |     |                       |                     |
| Police              | 111 |                       |                     |
| DV & Social Service | 29  |                       |                     |
| Advertisement       | 6   |                       |                     |
| Health              | 2   |                       |                     |
| Family or Friend    | 7   |                       |                     |
| Info. Resources     | 3   |                       |                     |
| Self                | 3   |                       |                     |
| Other               | 4   |                       |                     |
| <b>LANGUAGE</b>     |     |                       |                     |
| English             | 154 |                       |                     |
| Spanish             | 17  |                       |                     |
| Polish              | -   |                       |                     |
| Other               | -   |                       |                     |
|                     |     | <b>Census 2000</b>    | <b>Demographics</b> |
|                     |     | Total Population      | 77,583              |
|                     |     | Race: Hispanic/Latino | 20,778              |
|                     |     | Not Hispanic/Latino   | 56,805              |
|                     |     | Asian                 | 291                 |
|                     |     | Black                 | 53,952              |
|                     |     | White                 | 1,867               |
|                     |     | Other                 | 695                 |
|                     |     | HH Income Median      | 32,622              |
|                     |     | Age Median            | 26.6                |

| <b>60653</b>        |     | <b>N=71</b>           |                     |
|---------------------|-----|-----------------------|---------------------|
| <b>VICTIM</b>       |     |                       |                     |
| Age (Median)        | 35  |                       |                     |
| Sex: Female         | 3   |                       |                     |
| Male                | 67  |                       |                     |
| Race: Black         | 61  |                       |                     |
| White               | 3   |                       |                     |
| Latino              | 4   |                       |                     |
| Other               | 2   |                       |                     |
| <b>ABUSER</b>       |     |                       |                     |
| Age (Median)        | 36  |                       |                     |
| Sex: Female         | 2   |                       |                     |
| Male                | 64  |                       |                     |
| Race: Black         | 56  |                       |                     |
| White               | 3   |                       |                     |
| Latino              | 4   |                       |                     |
| Other               | 2   |                       |                     |
| <b>CHILDREN</b>     |     |                       |                     |
| No Kids             | 31  |                       |                     |
| Have Kids           | 40  |                       |                     |
| Total Kids          | 66  |                       |                     |
| Kids 0-5 yrs        | 34  |                       |                     |
| Range               | 1-4 |                       |                     |
| Mean N              | 1.6 |                       |                     |
| <b>REFERRED BY</b>  |     |                       |                     |
| Police              | 45  |                       |                     |
| DV & Social Service | 11  |                       |                     |
| Advertisement       | 5   |                       |                     |
| Health              | 1   |                       |                     |
| Family or Friend    | 2   |                       |                     |
| Info. Resources     | -   |                       |                     |
| Self                | 2   |                       |                     |
| Other               | 1   |                       |                     |
| <b>LANGUAGE</b>     |     |                       |                     |
| English             | 70  |                       |                     |
| Spanish             | 1   |                       |                     |
| Polish              | -   |                       |                     |
| Other               | -   |                       |                     |
|                     |     | <b>Census 2000</b>    | <b>Demographics</b> |
|                     |     | Total Population      | 34,502              |
|                     |     | Race: Hispanic/Latino | 279                 |
|                     |     | Not Hispanic/Latino   | 34,223              |
|                     |     | Asian                 | 47                  |
|                     |     | Black                 | 33,627              |
|                     |     | White                 | 255                 |
|                     |     | Other                 | 294                 |
|                     |     | HH Income Median      | 14,205              |
|                     |     | Age Median            | 29.6                |

| 60654               |     | N=5                             |                 |
|---------------------|-----|---------------------------------|-----------------|
| <b>VICTIM</b>       |     | <b>ABUSER</b>                   |                 |
| Age (Median)        | 3   | Age (Median)                    | 30              |
| Sex: Female         | 4   | Sex: Female                     | 1               |
| Male                | 1   | Male                            | 4               |
| Race: Black         | 2   | Race: Black                     | 2               |
| White               | 3   | White                           | 2               |
| Latino              | -   | Latino                          | 1               |
| Other               | -   | Other                           | -               |
| <b>CHILDREN</b>     |     | <b>RELATIONSHIP</b>             |                 |
| No Kids             | 4   | Spouse                          | -               |
| Have Kids           | 1   | Partner cohabitate              | 2               |
| Total Kids          | 2   | Partner not cohab               | -               |
| Kids 0-5 yrs        | 1   | Ex-spouse/partner               | 3               |
| Range               | 2   | Other                           | -               |
| Mean N              | 2.0 |                                 |                 |
| <b>REFERRED BY</b>  |     | <b>SERVICE NEED</b>             |                 |
| Police              | 3   | Shelter                         | 3               |
| DV & Social Service | 2   | Counseling                      | -               |
| Advertisement       | -   | Legal                           | 1               |
| Health              | -   | Info Only                       | -               |
| Family or Friend    | -   | Other                           | -               |
| Info. Resources     | -   |                                 |                 |
| Self                | -   |                                 |                 |
| Other               | -   |                                 |                 |
| <b>LANGUAGE</b>     |     | <b>Census 2000 Demographics</b> |                 |
| English             | 5   | Total Population                | 7               |
| Spanish             | -   | Race: Hispanic/Latino           | 0               |
| Polish              | -   | Not Hispanic/Latino             | 7               |
| Other               | -   | Asian                           | 0               |
|                     |     | Black                           | 7               |
|                     |     | White                           | 0               |
|                     |     | Other                           | 0               |
|                     |     | HH Income Median 0*             | Age Median 34.5 |

| 60661               |    | N=1                             |                 |
|---------------------|----|---------------------------------|-----------------|
| <b>VICTIM</b>       |    | <b>ABUSER</b>                   |                 |
| Age (Median)        | 31 | Age (Median)                    | 29              |
| Sex: Female         | 1  | Sex: Female                     | -               |
| Male                | -  | Male                            | 1               |
| Race: Black         | -  | Race: Black                     | -               |
| White               | -  | White                           | -               |
| Latino              | 1  | Latino                          | 1               |
| Other               | -  | Other                           | -               |
| <b>CHILDREN</b>     |    | <b>RELATIONSHIP</b>             |                 |
| No Kids             | 1  | Spouse                          | -               |
| Have Kids           | 0  | Partner cohabitate              | -               |
| Total Kids          | -  | Partner not cohab               | -               |
| Kids 0-5 yrs        | -  | Ex-spouse/partner               | 1               |
| Range               | -  | Other                           | -               |
| Mean N              | -  |                                 |                 |
| <b>REFERRED BY</b>  |    | <b>SERVICE NEED</b>             |                 |
| Police              | 1  | Shelter                         | -               |
| DV & Social Service | -  | Counseling                      | -               |
| Advertisement       | -  | Legal                           | 1               |
| Health              | -  | Info Only                       | -               |
| Family or Friend    | -  | Other                           | -               |
| Info. Resources     | -  |                                 |                 |
| Self                | -  |                                 |                 |
| Other               | -  |                                 |                 |
| <b>LANGUAGE</b>     |    | <b>Census 2000 Demographics</b> |                 |
| English             | -  | Total Population                | 4382            |
| Spanish             | 1  | Race: Hispanic/Latino           | 258             |
| Polish              | -  | Not Hispanic/Latino             | 4,124           |
| Other               | -  | Asian                           | 692             |
|                     |    | Black                           | 933             |
|                     |    | White                           | 2,409           |
|                     |    | Other                           | 90              |
|                     |    | HH Income Median 54,698         | Age Median 32.0 |

\*Note: The Census Bureau applies statistical procedures that introduce some uncertainty into data for small geographic areas with small population groups. The census results in this table contain sampling error and nonsampling error. The median income is therefore unknown.

| 60617               |     | N=185                 |                     |
|---------------------|-----|-----------------------|---------------------|
| <b>VICTIM</b>       |     |                       |                     |
| Age (Median)        | 30  |                       |                     |
| Sex: Female         | 178 |                       |                     |
| Male                | 7   |                       |                     |
| Race: Black         | 149 |                       |                     |
| White               | 6   |                       |                     |
| Latino              | 26  |                       |                     |
| Other               | 2   |                       |                     |
| <b>ABUSER</b>       |     |                       |                     |
| Age (Median)        | 36  |                       |                     |
| Sex: Female         | 24  |                       |                     |
| Male                | 143 |                       |                     |
| Race: Black         | 138 |                       |                     |
| White               | 5   |                       |                     |
| Latino              | 21  |                       |                     |
| Other               | -   |                       |                     |
| <b>CHILDREN</b>     |     |                       |                     |
| No Kids             | 72  |                       |                     |
| Have Kids           | 113 |                       |                     |
| Total Kids          | 271 |                       |                     |
| Kids 0-5 yrs        | 125 |                       |                     |
| Range               | 1-7 |                       |                     |
| Mean N              | 2.4 |                       |                     |
| <b>REFERRED BY</b>  |     |                       |                     |
| Police              | 106 |                       |                     |
| DV & Social Service | 43  |                       |                     |
| Advertisement       | 9   |                       |                     |
| Health              | 6   |                       |                     |
| Family or Friend    | 5   |                       |                     |
| Info. Resources     | 2   |                       |                     |
| Self                | 6   |                       |                     |
| Other               | 1   |                       |                     |
| <b>SERVICE NEED</b> |     |                       |                     |
| Shelter             | 93  |                       |                     |
| Counseling          | 25  |                       |                     |
| Legal               | 41  |                       |                     |
| Info Only           | 11  |                       |                     |
| Other               | 15  |                       |                     |
| <b>RELATIONSHIP</b> |     |                       |                     |
| Spouse              | 41  |                       |                     |
| Partner cohabitate  | 53  |                       |                     |
| Partner not cohab   | 10  |                       |                     |
| Ex-spouse/partner   | 53  |                       |                     |
| Other               | 28  |                       |                     |
|                     |     | <b>Census 2000</b>    | <b>Demographics</b> |
|                     |     | Total Population      | 96,288              |
|                     |     | Race: Hispanic/Latino | 33,019              |
|                     |     | Not Hispanic/Latino   | 63,269              |
|                     |     | Asian                 | 154                 |
|                     |     | Black                 | 51,944              |
|                     |     | White                 | 9,928               |
|                     |     | Other                 | 1,243               |
|                     |     | HH Income Median      | 35,534              |
|                     |     | Age Median            | 32.1                |
| <b>LANGUAGE</b>     |     |                       |                     |
| English             | 175 |                       |                     |
| Spanish             | 10  |                       |                     |
| Polish              | -   |                       |                     |
| Other               | -   |                       |                     |

| 60619               |      | N=210                 |                     |
|---------------------|------|-----------------------|---------------------|
| <b>VICTIM</b>       |      |                       |                     |
| Age (Median)        | 34   |                       |                     |
| Sex: Female         | 188  |                       |                     |
| Male                | 22   |                       |                     |
| Race: Black         | 190  |                       |                     |
| White               | 9    |                       |                     |
| Latino              | 4    |                       |                     |
| Other               | 4    |                       |                     |
| <b>ABUSER</b>       |      |                       |                     |
| Age (Median)        | 35   |                       |                     |
| Sex: Female         | 26   |                       |                     |
| Male                | 170  |                       |                     |
| Race: Black         | 184  |                       |                     |
| White               | 3    |                       |                     |
| Latino              | 5    |                       |                     |
| Other               | 2    |                       |                     |
| <b>CHILDREN</b>     |      |                       |                     |
| No Kids             | 107  |                       |                     |
| Have Kids           | 103  |                       |                     |
| Total Kids          | 218  |                       |                     |
| Kids 0-5 yrs        | 110  |                       |                     |
| Range               | 1-10 |                       |                     |
| Mean N              | 2.1  |                       |                     |
| <b>REFERRED BY</b>  |      |                       |                     |
| Police              | 119  |                       |                     |
| DV & Social Service | 46   |                       |                     |
| Advertisement       | 14   |                       |                     |
| Health              | 9    |                       |                     |
| Family or Friend    | 7    |                       |                     |
| Info. Resources     | -    |                       |                     |
| Self                | 3    |                       |                     |
| Other               | 3    |                       |                     |
| <b>SERVICE NEED</b> |      |                       |                     |
| Shelter             | 94   |                       |                     |
| Counseling          | 36   |                       |                     |
| Legal               | 49   |                       |                     |
| Info Only           | 16   |                       |                     |
| Other               | 14   |                       |                     |
| <b>RELATIONSHIP</b> |      |                       |                     |
| Spouse              | 52   |                       |                     |
| Partner cohabitate  | 65   |                       |                     |
| Partner not cohab   | 13   |                       |                     |
| Ex-spouse/partner   | 48   |                       |                     |
| Other               | 32   |                       |                     |
|                     |      | <b>Census 2000</b>    | <b>Demographics</b> |
|                     |      | Total Population      | 74,963              |
|                     |      | Race: Hispanic/Latino | 521                 |
|                     |      | Not Hispanic/Latino   | 74,442              |
|                     |      | Asian                 | 61                  |
|                     |      | Black                 | 73,213              |
|                     |      | White                 | 359                 |
|                     |      | Other                 | 809                 |
|                     |      | HH Income Median      | 33,631              |
|                     |      | Age Median            | 37.9                |
| <b>LANGUAGE</b>     |      |                       |                     |
| English             | 208  |                       |                     |
| Spanish             | 2    |                       |                     |
| Polish              | -    |                       |                     |
| Other               | -    |                       |                     |

| 60620               |     | N=202                 |                     |
|---------------------|-----|-----------------------|---------------------|
| <b>VICTIM</b>       |     |                       |                     |
| Age (Median)        | 33  |                       |                     |
| Sex: Female         | 189 |                       |                     |
| Male                | 13  |                       |                     |
| Race: Black         | 194 |                       |                     |
| White               | 4   |                       |                     |
| Latino              | 1   |                       |                     |
| Other               | 1   |                       |                     |
| <b>ABUSER</b>       |     |                       |                     |
| Age (Median)        | 36  |                       |                     |
| Sex: Female         | 24  |                       |                     |
| Male                | 158 |                       |                     |
| Race: Black         | 177 |                       |                     |
| White               | -   |                       |                     |
| Latino              | 1   |                       |                     |
| Other               | 1   |                       |                     |
| <b>CHILDREN</b>     |     |                       |                     |
| No Kids             | 89  |                       |                     |
| Have Kids           | 113 |                       |                     |
| Total Kids          | 223 |                       |                     |
| Kids 0-5 yrs        | 117 |                       |                     |
| Range               | 1-7 |                       |                     |
| Mean N              | 1.9 |                       |                     |
| <b>REFERRED BY</b>  |     |                       |                     |
| Police              | 123 |                       |                     |
| DV & Social Service | 40  |                       |                     |
| Advertisement       | 11  |                       |                     |
| Health              | 6   |                       |                     |
| Family or Friend    | 7   |                       |                     |
| Info. Resources     | 2   |                       |                     |
| Self                | 3   |                       |                     |
| Other               | -   |                       |                     |
| <b>SERVICE NEED</b> |     |                       |                     |
| Shelter             | 104 |                       |                     |
| Counseling          | 29  |                       |                     |
| Legal               | 47  |                       |                     |
| Info Only           | 12  |                       |                     |
| Other               | 9   |                       |                     |
| <b>RELATIONSHIP</b> |     |                       |                     |
| Spouse              | 47  |                       |                     |
| Partner cohabitate  | 80  |                       |                     |
| Partner not cohab   | 10  |                       |                     |
| Ex-spouse/partner   | 38  |                       |                     |
| Other               | 26  |                       |                     |
|                     |     | <b>Census 2000</b>    | <b>Demographics</b> |
|                     |     | Total Population      | 85,771              |
|                     |     | Race: Hispanic/Latino | 641                 |
|                     |     | Not Hispanic/Latino   | 85,130              |
|                     |     | Asian                 | 91                  |
|                     |     | Black                 | 81,679              |
|                     |     | White                 | 2,671               |
|                     |     | Other                 | 689                 |
|                     |     | HH Income Median      | 36,334              |
|                     |     | Age Median            | 35.4                |
| <b>LANGUAGE</b>     |     |                       |                     |
| English             | 202 |                       |                     |
| Spanish             | -   |                       |                     |
| Polish              | -   |                       |                     |
| Other               | -   |                       |                     |

| 60621               |     | N=151                 |                     |
|---------------------|-----|-----------------------|---------------------|
| <b>VICTIM</b>       |     |                       |                     |
| Age (Median)        | 30  |                       |                     |
| Sex: Female         | 138 |                       |                     |
| Male                | 13  |                       |                     |
| Race: Black         | 136 |                       |                     |
| White               | 6   |                       |                     |
| Latino              | 5   |                       |                     |
| Other               | 2   |                       |                     |
| <b>ABUSER</b>       |     |                       |                     |
| Age (Median)        | 31  |                       |                     |
| Sex: Female         | 19  |                       |                     |
| Male                | 112 |                       |                     |
| Race: Black         | 120 |                       |                     |
| White               | 5   |                       |                     |
| Latino              | 14  |                       |                     |
| Other               | -   |                       |                     |
| <b>CHILDREN</b>     |     |                       |                     |
| No Kids             | 46  |                       |                     |
| Have Kids           | 105 |                       |                     |
| Total Kids          | 239 |                       |                     |
| Kids 0-5 yrs        | 118 |                       |                     |
| Range               | 1-8 |                       |                     |
| Mean N              | 2.2 |                       |                     |
| <b>REFERRED BY</b>  |     |                       |                     |
| Police              | 88  |                       |                     |
| DV & Social Service | 24  |                       |                     |
| Advertisement       | 7   |                       |                     |
| Health              | 2   |                       |                     |
| Family or Friend    | 5   |                       |                     |
| Info. Resources     | 4   |                       |                     |
| Self                | 3   |                       |                     |
| Other               | 4   |                       |                     |
| <b>SERVICE NEED</b> |     |                       |                     |
| Shelter             | 89  |                       |                     |
| Counseling          | 13  |                       |                     |
| Legal               | 24  |                       |                     |
| Info Only           | 14  |                       |                     |
| Other               | 10  |                       |                     |
| <b>RELATIONSHIP</b> |     |                       |                     |
| Spouse              | 22  |                       |                     |
| Partner cohabitate  | 61  |                       |                     |
| Partner not cohab   | 17  |                       |                     |
| Ex-spouse/partner   | 23  |                       |                     |
| Other               | 27  |                       |                     |
|                     |     | <b>Census 2000</b>    | <b>Demographics</b> |
|                     |     | Total Population      | 47,514              |
|                     |     | Race: Hispanic/Latino | 395                 |
|                     |     | Not Hispanic/Latino   | 47,119              |
|                     |     | Asian                 | 31                  |
|                     |     | Black                 | 46,488              |
|                     |     | White                 | 205                 |
|                     |     | Other                 | 395                 |
|                     |     | HH Income Median      | 40,083              |
|                     |     | Age Median            | 28.5                |
| <b>LANGUAGE</b>     |     |                       |                     |
| English             | 146 |                       |                     |
| Spanish             | 8   |                       |                     |
| Polish              | -   |                       |                     |
| Other               | -   |                       |                     |

| 60628               |     | N=203                 |        |
|---------------------|-----|-----------------------|--------|
| <b>VICTIM</b>       |     | <b>ABUSER</b>         |        |
| Age (Median)        | 35  | Age (Median)          | 38     |
| Sex: Female         | 188 | Sex: Female           | 23     |
| Male                | 15  | Male                  | 154    |
| Race: Black         | 181 | Race: Black           | 164    |
| White               | 10  | White                 | 7      |
| Latino              | 7   | Latino                | 5      |
| Other               | 4   | Other                 | 1      |
| <b>CHILDREN</b>     |     | <b>RELATIONSHIP</b>   |        |
| No Kids             | 97  | Spouse                | 53     |
| Have Kids           | 106 | Partner cohabitate    | 68     |
| Total Kids          | 209 | Partner not cohab     | 8      |
| Kids 0-5 yrs        | 88  | Ex-spouse/partner     | 35     |
| Range               | 1-6 | Other                 | 39     |
| Mean N              | 1.9 |                       |        |
| <b>REFERRED BY</b>  |     | <b>SERVICE NEED</b>   |        |
| Police              | 123 | Shelter               | 92     |
| DV & Social Service | 34  | Counseling            | 23     |
| Advertisement       | 19  | Legal                 | 53     |
| Health              | 6   | Info Only             | 21     |
| Family or Friend    | 3   | Other                 | 13     |
| Info. Resources     | 1   |                       |        |
| Self                | 1   |                       |        |
| Other               | 2   |                       |        |
| <b>LANGUAGE</b>     |     | <b>Census 2000</b>    |        |
| English             | 200 | Total Population      | 87,827 |
| Spanish             | 2   | Race: Hispanic/Latino | 2,748  |
| Polish              | 1   | Not Hispanic/Latino   | 85,079 |
| Other               | -   | Asian                 | 55     |
|                     |     | Black                 | 82,934 |
|                     |     | White                 | 1,315  |
|                     |     | Other                 | 775    |
|                     |     | HH Income Median      | 38,210 |
|                     |     | Age Median            | 33     |

| 60633               |     | N=10                  |        |
|---------------------|-----|-----------------------|--------|
| <b>VICTIM</b>       |     | <b>ABUSER</b>         |        |
| Age (Median)        | 39  | Age (Median)          | 35     |
| Sex: Female         | 8   | Sex: Female           | 2      |
| Male                | 2   | Male                  | 7      |
| Race: Black         | 2   | Race: Black           | 2      |
| White               | 2   | White                 | 3      |
| Latino              | 6   | Latino                | 4      |
| Other               | -   | Other                 | -      |
| <b>CHILDREN</b>     |     | <b>RELATIONSHIP</b>   |        |
| No Kids             | 5   | Spouse                | 3      |
| Have Kids           | 5   | Partner cohabitate    | 2      |
| Total Kids          | 7   | Partner not cohab     | -      |
| Kids 0-5 yrs        | 2   | Ex-spouse/partner     | 3      |
| Range               | 1-2 | Other                 | 2      |
| Mean N              | 1.4 |                       |        |
| <b>REFERRED BY</b>  |     | <b>SERVICE NEED</b>   |        |
| Police              | 6   | Shelter               | -      |
| DV & Social Service | -   | Counseling            | 3      |
| Advertisement       | -   | Legal                 | 4      |
| Health              | -   | Info Only             | -      |
| Family or Friend    | -   | Other                 | 3      |
| Info. Resources     | 1   |                       |        |
| Self                | -   |                       |        |
| Other               | 1   |                       |        |
| <b>LANGUAGE</b>     |     | <b>Census 2000</b>    |        |
| English             | 10  | Total Population      | 13,262 |
| Spanish             | -   | Race: Hispanic/Latino | 3,029  |
| Polish              | -   | Not Hispanic/Latino   | 10,233 |
| Other               | -   | Asian                 | 72     |
|                     |     | Black                 | 2,460  |
|                     |     | White                 | 7,382  |
|                     |     | Other                 | 319    |
|                     |     | HH Income Median      | 40,792 |
|                     |     | Age Median            | 37.2   |

| 60629               |     | N=207                 |         |
|---------------------|-----|-----------------------|---------|
| <b>VICTIM</b>       |     | <b>ABUSER</b>         |         |
| Age (Median)        | 31  | Age (Median)          | 32      |
| Sex: Female         | 193 | Sex: Female           | 19      |
| Male                | 14  | Male                  | 174     |
| Race: Black         | 85  | Race: Black           | 85      |
| White               | 32  | White                 | 23      |
| Latino              | 87  | Latino                | 82      |
| Other               | 3   | Other                 | 1       |
| <b>CHILDREN</b>     |     | <b>RELATIONSHIP</b>   |         |
| No Kids             | 132 | Spouse                | 106     |
| Have Kids           | 75  | Partner cohabitate    | 38      |
| Total Kids          | 297 | Partner not cohab     | 9       |
| Kids 0-5 yrs        | 126 | Ex-spouse/partner     | 34      |
| Range               | 1-7 | Other                 | 19      |
| Mean N              | 2.2 |                       |         |
| <b>REFERRED BY</b>  |     | <b>SERVICE NEED</b>   |         |
| Police              | 117 | Shelter               | 53      |
| DV & Social Service | 37  | Counseling            | 50      |
| Advertisement       | 17  | Legal                 | 65      |
| Health              | 1   | Info Only             | 19      |
| Family or Friend    | 11  | Other                 | 18      |
| Info. Resources     | 3   |                       |         |
| Self                | 3   |                       |         |
| Other               | 6   |                       |         |
| <b>LANGUAGE</b>     |     | <b>Census 2000</b>    |         |
| English             | 160 | Total Population      | 113,984 |
| Spanish             | 47  | Race: Hispanic/Latino | 55,388  |
| Polish              | -   | Not Hispanic/Latino   | 58,596  |
| Other               | -   | Asian                 | 802     |
|                     |     | Black                 | 29,188  |
|                     |     | White                 | 26,605  |
|                     |     | Other                 | 2,001   |
|                     |     | HH Income Median      | 40,279  |
|                     |     | Age Median            | 27.9    |

| 60636               |     | N=165                 |        |
|---------------------|-----|-----------------------|--------|
| <b>VICTIM</b>       |     | <b>ABUSER</b>         |        |
| Age (Median)        | 32  | Age (Median)          | 33     |
| Sex: Female         | 155 | Sex: Female           | 16     |
| Male                | 10  | Male                  | 130    |
| Race: Black         | 149 | Race: Black           | 137    |
| White               | 13  | White                 | 4      |
| Latino              | 1   | Latino                | 3      |
| Other               | 2   | Other                 | 1      |
| <b>CHILDREN</b>     |     | <b>RELATIONSHIP</b>   |        |
| No Kids             | 75  | Spouse                | 33     |
| Have Kids           | 90  | Partner cohabitate    | 49     |
| Total Kids          | 184 | Partner not cohab     | 9      |
| Kids 0-5 yrs        | 84  | Ex-spouse/partner     | 52     |
| Range               | 1-6 | Other                 | 22     |
| Mean N              | 2.0 |                       |        |
| <b>REFERRED BY</b>  |     | <b>SERVICE NEED</b>   |        |
| Police              | 103 | Shelter               | 90     |
| DV & Social Service | 28  | Counseling            | 15     |
| Advertisement       | 8   | Legal                 | 41     |
| Health              | 3   | Info Only             | 12     |
| Family or Friend    | 4   | Other                 | 6      |
| Info. Resources     | 2   |                       |        |
| Self                | 3   |                       |        |
| Other               | 6   |                       |        |
| <b>LANGUAGE</b>     |     | <b>Census 2000</b>    |        |
| English             | 164 | Total Population      | 51,451 |
| Spanish             | 1   | Race: Hispanic/Latino | 599    |
| Polish              | -   | Not Hispanic/Latino   | 50,852 |
| Other               | -   | Asian                 | 49     |
|                     |     | Black                 | 50,153 |
|                     |     | White                 | 241    |
|                     |     | Other                 | 409    |
|                     |     | HH Income Median      | 27,727 |
|                     |     | Age Median            | 28.9   |

| 60637               |     | N=121                 |        |
|---------------------|-----|-----------------------|--------|
| <b>VICTIM</b>       |     | <b>ABUSER</b>         |        |
| Age (Median)        | 33  | Age (Median)          | 37     |
| Sex: Female         | 115 | Sex: Female           | 17     |
| Male                | 5   | Male                  | 94     |
| Race: Black         | 110 | Race: Black           | 105    |
| White               | 5   | White                 | 4      |
| Latino              | 1   | Latino                | -      |
| Other               | 4   | Other                 | -      |
| <b>CHILDREN</b>     |     | <b>RELATIONSHIP</b>   |        |
| No Kids             | 60  | Spouse                | 14     |
| Have Kids           | 61  | Partner cohabitate    | 47     |
| Total Kids          | 111 | Partner not cohab     | 7      |
| Kids 0-5 yrs        | 43  | Ex-spouse/partner     | 35     |
| Range               | 1-5 | Other                 | 17     |
| Mean N              | 1.8 |                       |        |
| <b>REFERRED BY</b>  |     | <b>SERVICE NEED</b>   |        |
| Police              | 69  | Shelter               | 62     |
| DV & Social Service | 18  | Counseling            | 10     |
| Advertisement       | 8   | Legal                 | 30     |
| Health              | 5   | Info Only             | 8      |
| Family or Friend    | 2   | Other                 | 10     |
| Info. Resources     | 5   |                       |        |
| Self                | 6   |                       |        |
| Other               | 2   |                       |        |
| <b>LANGUAGE</b>     |     | <b>Census 2000</b>    |        |
| English             | 121 | Total Population      | 57,090 |
| Spanish             | -   | Race: Hispanic/Latino | 764    |
| Polish              | -   | Not Hispanic/Latino   | 56,326 |
| Other               | -   | Asian                 | 1,795  |
|                     |     | Black                 | 46,725 |
|                     |     | White                 | 6,931  |
|                     |     | Other                 | 875    |
|                     |     | Age Median            | 29.9   |
|                     |     | HH Income Median      | 23,228 |

| 60643               |     | N=78                  |        |
|---------------------|-----|-----------------------|--------|
| <b>VICTIM</b>       |     | <b>ABUSER</b>         |        |
| Age (Median)        | 36  | Age (Median)          | 38     |
| Sex: Female         | 75  | Sex: Female           | 4      |
| Male                | 3   | Male                  | 66     |
| Race: Black         | 68  | Race: Black           | 59     |
| White               | 6   | White                 | 6      |
| Latino              | 2   | Latino                | 2      |
| Other               | 2   | Other                 | 2      |
| <b>CHILDREN</b>     |     | <b>RELATIONSHIP</b>   |        |
| No Kids             | 31  | Spouse                | 30     |
| Have Kids           | 47  | Partner cohabitate    | 20     |
| Total Kids          | 109 | Partner not cohab     | 1      |
| Kids 0-5 yrs        | 43  | Ex-spouse/partner     | 16     |
| Range               | 1-5 | Other                 | 11     |
| Mean N              | 2.3 |                       |        |
| <b>REFERRED BY</b>  |     | <b>SERVICE NEED</b>   |        |
| Police              | 53  | Shelter               | 29     |
| DV & Social Service | 12  | Counseling            | 9      |
| Advertisement       | 6   | Legal                 | 24     |
| Health              | 1   | Info Only             | 8      |
| Family or Friend    | 2   | Other                 | 8      |
| Info. Resources     | -   |                       |        |
| Self                | 1   |                       |        |
| Other               | 1   |                       |        |
| <b>LANGUAGE</b>     |     | <b>Census 2000</b>    |        |
| English             | 76  | Total Population      | 52,568 |
| Spanish             | 2   | Race: Hispanic/Latino | 933    |
| Polish              | -   | Not Hispanic/Latino   | 51,635 |
| Other               | -   | Asian                 | 130    |
|                     |     | Black                 | 40,337 |
|                     |     | White                 | 10,390 |
|                     |     | Other                 | 778    |
|                     |     | Age Median            | 37.6   |
|                     |     | HH Income Median      | 51,305 |

| 60638               |     | N=59                  |        |
|---------------------|-----|-----------------------|--------|
| <b>VICTIM</b>       |     | <b>ABUSER</b>         |        |
| Age (Median)        | 32  | Age (Median)          | 38     |
| Sex: Female         | 51  | Sex: Female           | 11     |
| Male                | 8   | Male                  | 46     |
| Race: Black         | 9   | Race: Black           | 11     |
| White               | 23  | White                 | 22     |
| Latino              | 22  | Latino                | 21     |
| Other               | 4   | Other                 | 1      |
| <b>CHILDREN</b>     |     | <b>RELATIONSHIP</b>   |        |
| No Kids             | 23  | Spouse                | 20     |
| Have Kids           | 36  | Partner cohabitate    | 20     |
| Total Kids          | 69  | Partner not cohab     | 3      |
| Kids 0-5 yrs        | 27  | Ex-spouse/partner     | 6      |
| Range               | 1-4 | Other                 | 9      |
| Mean N              | 1.9 |                       |        |
| <b>REFERRED BY</b>  |     | <b>SERVICE NEED</b>   |        |
| Police              | 35  | Shelter               | 13     |
| DV & Social Service | 9   | Counseling            | 15     |
| Advertisement       | 3   | Legal                 | 17     |
| Health              | 1   | Info Only             | 7      |
| Family or Friend    | 2   | Other                 | 6      |
| Info. Resources     | 3   |                       |        |
| Self                | 1   |                       |        |
| Other               | 3   |                       |        |
| <b>LANGUAGE</b>     |     | <b>Census 2000</b>    |        |
| English             | 49  | Total Population      | 55,788 |
| Spanish             | 8   | Race: Hispanic/Latino | 8,667  |
| Polish              | 2   | Not Hispanic/Latino   | 47,121 |
| Other               | -   | Asian                 | 357    |
|                     |     | Black                 | 4,422  |
|                     |     | White                 | 41,647 |
|                     |     | Other                 | 705    |
|                     |     | Age Median            | 38.3   |
|                     |     | HH Income Median      | 45,173 |

| 60649               |     | N=224                 |        |
|---------------------|-----|-----------------------|--------|
| <b>VICTIM</b>       |     | <b>ABUSER</b>         |        |
| Age (Median)        | 34  | Age (Median)          | 35     |
| Sex: Female         | 208 | Sex: Female           | 27     |
| Male                | 16  | Male                  | 173    |
| Race: Black         | 205 | Race: Black           | 185    |
| White               | 8   | White                 | 3      |
| Latino              | 3   | Latino                | 3      |
| Other               | 6   | Other                 | 4      |
| <b>CHILDREN</b>     |     | <b>RELATIONSHIP</b>   |        |
| No Kids             | 100 | Spouse                | 54     |
| Have Kids           | 124 | Partner cohabitate    | 83     |
| Total Kids          | 249 | Partner not cohab     | 11     |
| Kids 0-5 yrs        | 121 | Ex-spouse/partner     | 41     |
| Range               | 1-7 | Other                 | 33     |
| Mean N              | 2.0 |                       |        |
| <b>REFERRED BY</b>  |     | <b>SERVICE NEED</b>   |        |
| Police              | 129 | Shelter               | 113    |
| DV & Social Service | 42  | Counseling            | 32     |
| Advertisement       | 16  | Legal                 | 50     |
| Health              | 6   | Info Only             | 16     |
| Family or Friend    | 3   | Other                 | 13     |
| Info. Resources     | 4   |                       |        |
| Self                | 5   |                       |        |
| Other               | 4   |                       |        |
| <b>LANGUAGE</b>     |     | <b>Census 2000</b>    |        |
| English             | 222 | Total Population      | 54,823 |
| Spanish             | 2   | Race: Hispanic/Latino | 607    |
| Polish              | -   | Not Hispanic/Latino   | 54,216 |
| Other               | -   | Asian                 | 79     |
|                     |     | Black                 | 52,779 |
|                     |     | White                 | 682    |
|                     |     | Other                 | 676    |
|                     |     | Age Median            | 33.6   |
|                     |     | HH Income Median      | 27,699 |

S  
O  
U  
T  
H

| 60652               |    | N=59                    |               |                     |     |
|---------------------|----|-------------------------|---------------|---------------------|-----|
| <b>VICTIM</b>       |    | <b>ABUSER</b>           |               | <b>CHILDREN</b>     |     |
| Age (Median)        | 38 | Age (Median)            | 39            | No Kids             | 29  |
| Sex: Female         | 56 | Sex: Female             | 9             | Have Kids           | 30  |
| Male                | 3  | Male                    | 47            | Total Kids          | 62  |
| Race: Black         | 40 | Race: Black             | 36            | Kids 0-5 yrs        | 24  |
| White               | 7  | White                   | 6             | Range               | 1-5 |
| Latino              | 12 | Latino                  | 13            | Mean N              | 2.0 |
| Other               | -  | Other                   | -             |                     |     |
| <b>REFERRED BY</b>  |    | <b>SERVICE NEED</b>     |               | <b>RELATIONSHIP</b> |     |
| Police              | 41 | Shelter                 | 15            | Spouse              | 16  |
| DV & Social Service | 9  | Counseling              | 8             | Partner cohabitate  | 13  |
| Advertisement       | 1  | Legal                   | 19            | Partner not cohab   | 2   |
| Health              | 1  | Info Only               | 12            | Ex-spouse/partner   | 12  |
| Family or Friend    | 2  | Other                   | 5             | Other               | 16  |
| Info. Resources     | -  |                         |               |                     |     |
| Self                | -  |                         |               |                     |     |
| Other               | 4  |                         |               |                     |     |
| <b>LANGUAGE</b>     |    | <b>Census 2000</b>      |               | <b>Demographics</b> |     |
| English             | 51 | Total Population        | 39,126        |                     |     |
| Spanish             | 8  | Race: Hispanic/Latino   | 6,726         |                     |     |
| Polish              | -  | Not Hispanic/Latino     | 32,400        |                     |     |
| Other               | -  | Asian                   | 421           |                     |     |
|                     |    | Black                   | 16,324        |                     |     |
|                     |    | White                   | 14,729        |                     |     |
|                     |    | Other                   | 926           |                     |     |
|                     |    | HH Income Median 53,120 | Age Median 34 |                     |     |

| 60655               |    | N=14                    |                 |                     |     |
|---------------------|----|-------------------------|-----------------|---------------------|-----|
| <b>VICTIM</b>       |    | <b>ABUSER</b>           |                 | <b>CHILDREN</b>     |     |
| Age (Median)        | 41 | Age (Median)            | 40              | No Kids             | 4   |
| Sex: Female         | 14 | Sex: Female             | 1               | Have Kids           | 10  |
| Male                | -  | Male                    | 9               | Total Kids          | 28  |
| Race: Black         | 3  | Race: Black             | 3               | Kids 0-5 yrs        | 7   |
| White               | 10 | White                   | 8               | Range               | 1-8 |
| Latino              | 1  | Latino                  | -               | Mean N              | 2.8 |
| Other               | -  | Other                   | -               |                     |     |
| <b>REFERRED BY</b>  |    | <b>SERVICE NEED</b>     |                 | <b>RELATIONSHIP</b> |     |
| Police              | 11 | Shelter                 | 3               | Spouse              | 5   |
| DV & Social Service | 1  | Counseling              | 4               | Partner cohabitate  | 5   |
| Advertisement       | -  | Legal                   | 4               | Partner not cohab   | -   |
| Health              | -  | Info Only               | -               | Ex-spouse/partner   | 2   |
| Family or Friend    | -  | Other                   | -               | Other               | 2   |
| Info. Resources     | 2  |                         |                 |                     |     |
| Self                | -  |                         |                 |                     |     |
| Other               | -  |                         |                 |                     |     |
| <b>LANGUAGE</b>     |    | <b>Census 2000</b>      |                 | <b>Demographics</b> |     |
| English             | 14 | Total Population        | 29,138          |                     |     |
| Spanish             | -  | Race: Hispanic/Latino   | 1,051           |                     |     |
| Polish              | -  | Not Hispanic/Latino     | 28,087          |                     |     |
| Other               | -  | Asian                   | 120             |                     |     |
|                     |    | Black                   | 1,514           |                     |     |
|                     |    | White                   | 26,106          |                     |     |
|                     |    | Other                   | 347             |                     |     |
|                     |    | HH Income Median 59,849 | Age Median 36.2 |                     |     |

S

O

U

T

H

## GLOSSARY/DEFINITIONS

- Abuser** Victim callers to the Help Line provide demographic information (age, sex, race) about their abusive partner.
- Age** The VIRA records the actual age of the victim and their abuser from which the median ages are calculated. The median represents the middle point in the range of ages. This method is chosen to be consistent with the Census Bureau reporting of age. For presentation purposes, age groups were created for the Citywide and the Sector profiles.
- Census 2000 Demographics** To provide context for the victim callers in the area, demographic information for the City of Chicago and each ZIP code area was obtained from the U.S. Census Bureau, Census 2000. Data was extracted using American Fact Finder on the Census Bureau website: [www.census.gov](http://www.census.gov).
- Children** Victims are asked to provide the age and sex of all children living with them. Calculated for this report are the total number of victims that reported having children "Have Kids" and the total number of victims who did not report that children lived with them "No Kids." Information about children may not have been obtained or recorded therefore the number of victims without children may be slightly higher than actual. Of the victims who have children, "Total Kids" represents the total number of children of all victims in that area. The Range shows the fewest and the greatest number of children of victims in the area. The Mean N represents the average number of children per victim in this area, excluding victims without children. Finally, Kids 0-5 yrs represents the total number of children who were between the ages of 0 and 5 when the victim called the Help Line.
- DV Providers** Many domestic violence service providers or agencies offer a variety of services to domestic violence victims. For presentation the services are grouped into broad categories based on their program's primary service provision focus. The number of programs within each geographic area is presented for the city and the three sectors. Any program that was in operation for at least one month during 2006 is included. For confidentiality, shelters are only presented citywide/sector and not by ZIP code.
- Language** Most of the calls received by the Help Line are conducted in English, Spanish or Polish. When callers speak a language other than English or Spanish, the Language Line is utilized.
- Loop** Included in the Loop area are all ZIP codes that are assigned by the Post Office to the area of the Loop. Also included are Post Office Boxes and ZIP codes assigned to particular buildings/businesses.
- N** Represents the total. For each ZIP code area the total number of victim callers received within the ZIP code area is reported.
- Race** VIRAs ask victims to select the racial category that they most identify with: Black/African American, White, Latino/Hispanic, Middle Eastern, Asian, Multi-racial, Native American or Other. Percentages for each category are reported in the Citywide

and Sector profiles but because of the small numbers are grouped Black, White, Latino and Other within specific ZIP code areas.

**Referral By** Callers are asked who referred them to the Help Line or how they learned about the Help Line. Up to two sources of referral are recorded for each victim and the first source is reported in the profiles. For presentation, the sources of referral are grouped into seven broad categories.

**Relationship** Callers are asked to identify the relationship of the abuser to the victim. Callers are asked to further identify the family relationship (parent, child, uncle etc.) for relationships described as a non-intimate partner family or blood relation.

**Sectors** Three geographical divisions of the city based on ZIP code area were created for reporting. The North sector approximately represents the North side of the city. The central sector approximately represents the middle portion of the city. The South sector approximately represents the South side of the city. ZIP codes in this sector are 60617, 60619, 60620, 60621, 60628, 60629, 60633, 60636, 60637, 60638, 60643, 60649, 60652 and 60655.

**Service Need** VIRAs work with victims to identify the type of service needed. For presentation purposes, these services are grouped into four broad categories. Up to two services are recorded for each victim, the Primary service need is presented in this report.

**Victim** Any person who called the Domestic Violence Help Line as the result of experiencing domestic violence is considered a domestic violence victim caller. Domestic violence includes all forms of abuse including physical, emotional, mental, psychological and sexual violence. The focus of the Help Line is primarily toward intimate partner violence (current and former) however; calls are also accepted from non-intimate partner domestic violence victims (sibling, roommate etc.).

**ZIP Code** Callers are asked for the ZIP code of the neighborhood for services. Calls are placed into ZIP code area based on the US Postal Service listing and are geographically mapped using ARC View software. Profiles are created for each ZIP code area that received any victim calls. Below are the Chicago Area ZIP codes by sector.

|         |   |
|---------|---|
| North   | 60613, 60614, 60618, 60625, 60626, 60630, 60631, 60634, 60639, 60640, 60641, 60645, 60646, 60647, 60656, 60657, 60659, 60660  |
| Central | 60601, 60602, 60603, 60604, 60605, 60606, 60607, 60608, 60609, 60615, 60610, 60611, 60612, 60616, 60622, 60623, 60624, 60632, 60644, 60651, 60653, 60654, 60661, 60665, 60668, 60673, 60684, 60685, 60693 |
| South   | 60617, 60619, 60620, 60621, 60628, 60629, 60633, 60636, 60637, 60638, 60643, 60649, 60652, 60655  |