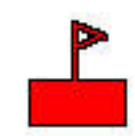

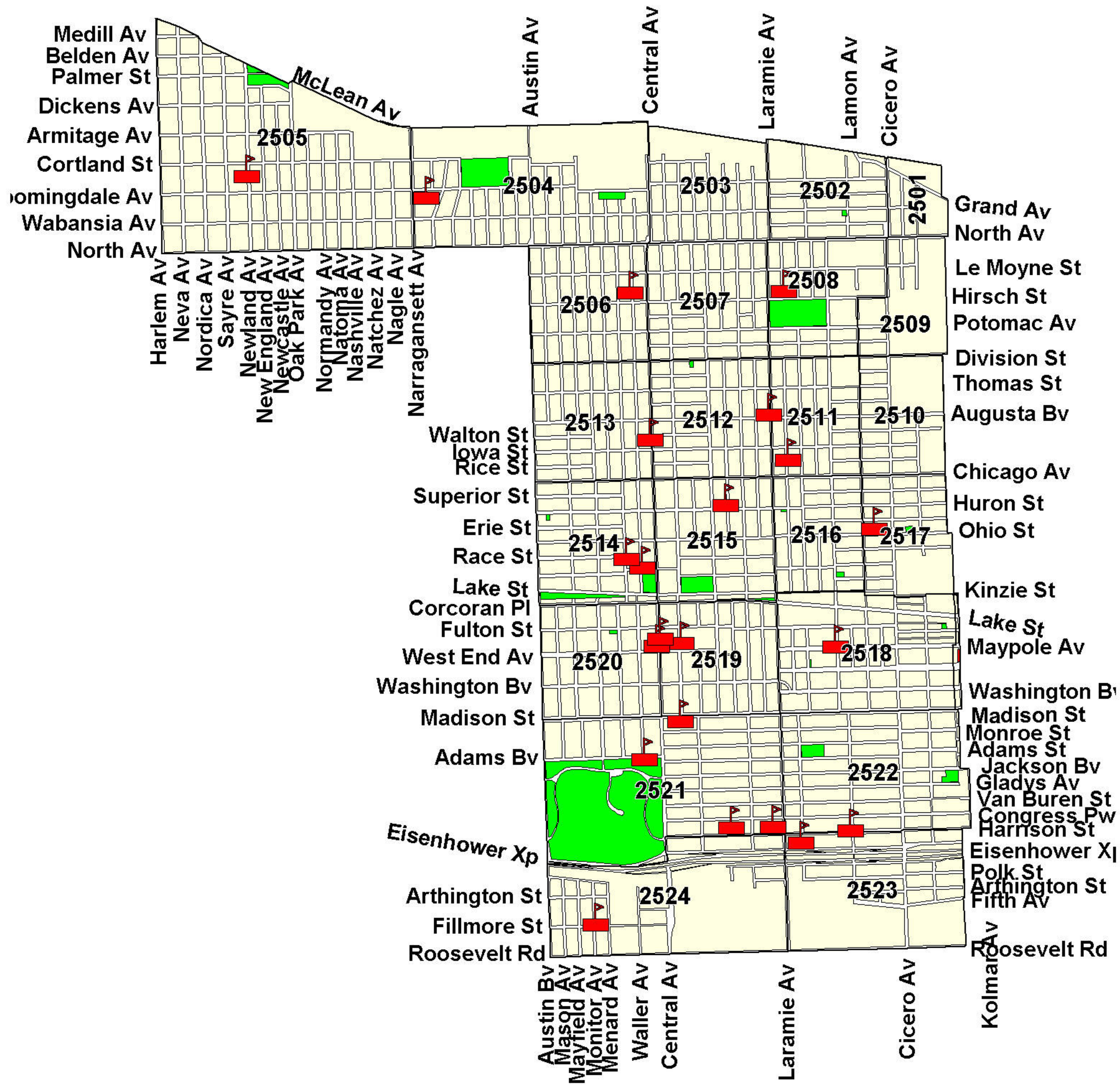


COMMUNITY AREA 25 - AUSTIN



Public Schools



Public Parks

Work Product
Copyright 2003, City of Chicago

COMMUNITY AREA 25 - AUSTIN

	1990	2000	DIFFERENCE			1990	2000	DIFFERENCE	
			Number	Percent				Number	Percent
CITY-WIDE POPULATION	2,783,726	2,896,016	112,290	4%					
COMMUNITY AREA POPULATION	114,079	117,527	3,448	3%					
RACE (One Race in 2000)									
White, Not Hispanic	10,391				No high school diploma	25,227	22,446	-2,781	-11%
African American	99,172				High school, diploma	18,341	18,935	594	3%
Hispanic or Latino	4,154				Some college, no degree	11,910	15,775	3,865	32%
Native American, Eskimo or Aleut	115				Associate degree	3,246	3,535	289	9%
Asian or Pacific Islander	1,009				Bachelor's degree	3,500	3,938	438	13%
Other Race	1,744				Graduate or professional degree	1,658	1,831	173	10%
White, Not Hispanic		5,662			COMMUTING TO WORK				
Black or African American		106,029			Mean travel time to work (minutes)	34	39	5	15%
Hispanic or Latino		4,841			EMPLOYMENT STATUS				
American Indian and Alaska Native		147			Employed civilian population, 16 years and over	41,367	38,685	-2,682	-6%
Asian		665			Unemployed civilian population, 16 years and over	8,992	8,151	-841	-9%
Native Hawaiian and Other Pacific Islander		31			INCOME				
Some other race		2,200			Median family income*	\$36,590	\$37,708	\$1,118	3%
Two or more races		1,221			Median household income*	\$32,387	\$33,663	\$1,276	4%
HOUSEHOLD BY TYPE					POVERTY STATUS				
Average household size	3.30	3.28	-0.02	-1%	Persons below poverty	29,023	27,852	-1,171	-4%
Average family size	3.80	3.77	-0.03	-1%	Families below poverty	6,159	5,546	-613	-10%
HOUSING TENURE					Families with female householder, no husband present, below poverty				
Total housing units	38,030	38,253	223	1%	With related children under 18 years	4,263	3,513	-750	-18%
Owner-occupied housing units	14,544	15,128	584	4%	With related children under 5 years	776	1,991	1,215	157%
Renter-occupied housing units	19,500	20,123	623	3%	HOUSING VALUE AND RENT				
Vacant housing units	3,986	3,002	-984	-25%	Median house value (specified owner-occupied)*	\$88,080	\$109,937	\$21,857	25%
					Median gross rent (specified renter-occupied)*	\$590	\$590	\$0	0%

Source: U.S. Census Bureau, Census 1990 and Census 2000.

*1990 Family/Household Income, Housing Value and Median Gross Rent Adjusted for Inflation.