

Traffic Fatalities in the City of Chicago January 2023 Update

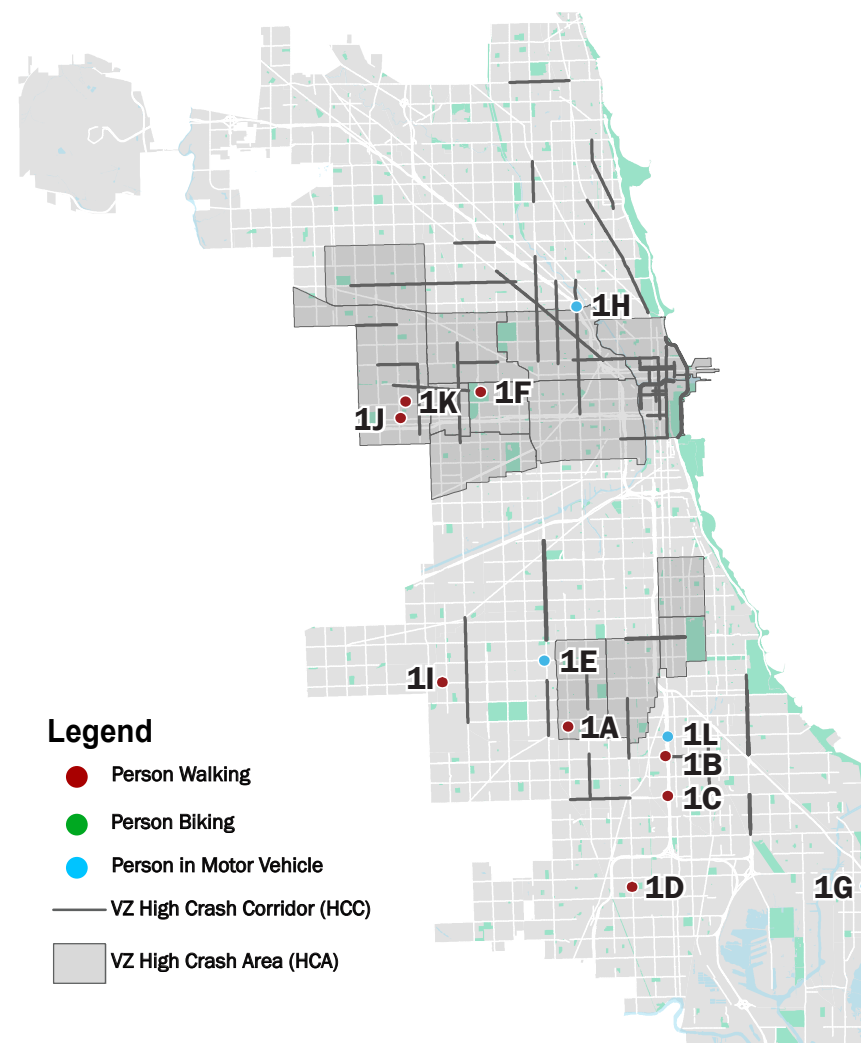
| | | People Walking | People Biking | People in Motor Vehicles* | All Modes |
|------------------------|-------------------------------|----------------|---------------|---------------------------|-----------|
| THIS MONTH | Jan 2023 (CPD Provisional) | 8 | 0 | 4 | 12 |
| LAST YEAR | Jan 2022 (CPD Provisional) | 5 | 0 | 4 | 9 |
| 5-YEAR AVERAGE | Jan 2017- 2021 (IDOT) | 3 | 0.2 | 6.2 | 9.4 |
| 10-YEAR AVERAGE | Jan 2012 - 2021 (IDOT) | 3.3 | 0.2 | 6.7 | 10.2 |

*does not include crashes on interstates, includes motorcycles and other vehicles

Fatal Traffic Crashes in January 2023 (PROVISIONAL):

| Map Key | Crash Date | Crash Time | Crash Location | Victim | # Fatal |
|---------|------------|------------|------------------------|------------|---------|
| 1A | 1/2/2023 | 1:41 AM | 7232 S DAMEN AVE | PEDESTRIAN | 1 |
| 1B | 1/2/2023 | 10:10 PM | 7900 S LAFAYETTE AVE | PEDESTRIAN | 1 |
| 1C | 1/3/2023 | 5:36 AM | 15 W 87TH ST | PEDESTRIAN | 1 |
| 1D | 1/4/2023 | 7:15 PM | 10506 S HALSTED ST | PEDESTRIAN | 1 |
| 1E | 1/10/2023 | 12:35 AM | 2427 W 59TH ST | DRIVER | 1 |
| 1F | 1/10/2023 | 11:45 PM | 3544 W LAKE ST | PEDESTRIAN | 1 |
| 1G | 1/19/2023 | 1:17 AM | 10600 S AVENUE D | DRIVER | 1 |
| 1H | 1/20/2023 | 10:10 PM | 1900 N ASHLAND AVE | DRIVER | 1 |
| 1I | 1/23/2023 | 1:02 PM | 4500 W 63RD ST | PEDESTRIAN | 1 |
| 1J | 1/26/2023 | 12:23 PM | 335 S LARAMIE AVE | PEDESTRIAN | 1 |
| 1K | 1/27/2023 | 5:46 PM | 5049 W WASHINGTON BLVD | PEDESTRIAN | 1 |
| 1L | 1/30/2023 | 6:56 PM | 7500 S STATE ST | DRIVER | 1 |

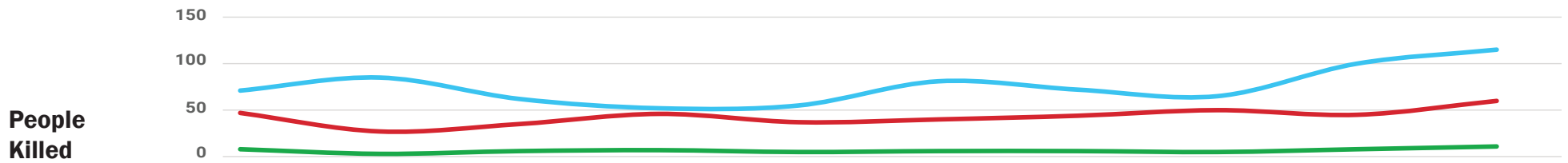
Fatal Traffic Crash Locations in 2023 Through January



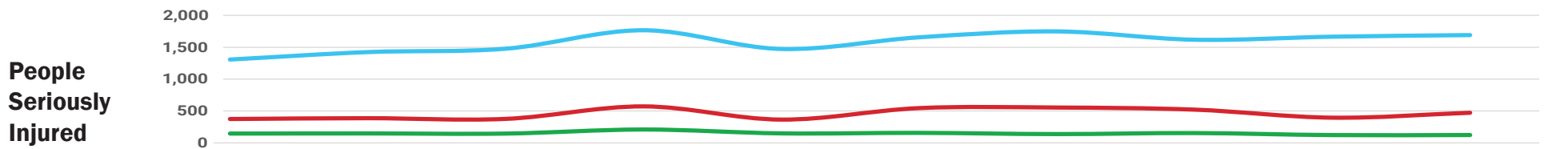
Legend

- Person Walking
- Person Biking
- Person in Motor Vehicle
- VZ High Crash Corridor (HCC)
- VZ High Crash Area (HCA)

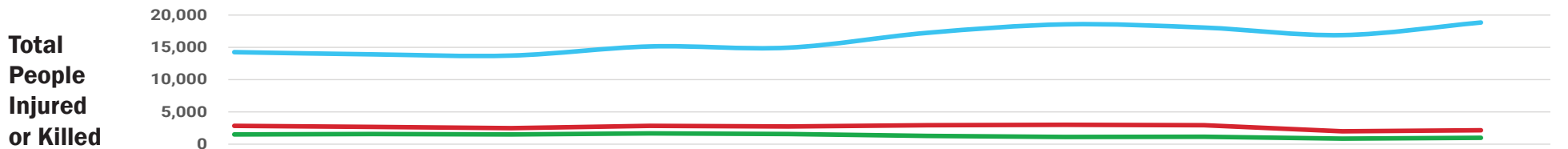
Crash Trends by Year and Mode



| | 2012 | 2013 | 2014 | 2015 | 2016 | 2017 | 2018 | 2019 | 2020 | 2021 |
|----------------|------|------|------|------|------|------|------|------|------|------|
| Walking | 47 | 27 | 35 | 46 | 37 | 40 | 44 | 50 | 45 | 60 |
| Bicycling | 8 | 3 | 6 | 7 | 5 | 6 | 6 | 5 | 8 | 11 |
| Motor Vehicles | 71 | 85 | 62 | 52 | 55 | 81 | 72 | 65 | 100 | 115 |
| Total | 126 | 115 | 103 | 105 | 97 | 127 | 122 | 120 | 153 | 186 |



| | 2012 | 2013 | 2014 | 2015 | 2016 | 2017 | 2018 | 2019 | 2020 | 2021 |
|----------------|-------|-------|-------|-------|-------|-------|-------|-------|-------|-------|
| Walking | 373 | 386 | 375 | 571 | 364 | 545 | 553 | 520 | 394 | 471 |
| Bicycling* | 147 | 149 | 147 | 211 | 150 | 159 | 139 | 155 | 123 | 124 |
| Motor Vehicles | 1,306 | 1,423 | 1,476 | 1,766 | 1,472 | 1,656 | 1,748 | 1,617 | 1,665 | 1,690 |
| Total | 1,826 | 1,958 | 1,998 | 2,548 | 1,986 | 2,360 | 2,440 | 2,292 | 2,182 | 2,285 |



| | 2012 | 2013 | 2014 | 2015 | 2016 | 2017 | 2018 | 2019 | 2020 | 2021 |
|----------------|--------|--------|--------|--------|--------|--------|--------|--------|--------|--------|
| Walking | 2,822 | 2,667 | 2,489 | 2,843 | 2,739 | 2,937 | 2,996 | 2,937 | 1,985 | 2,170 |
| Bicycling* | 1,508 | 1,575 | 1,519 | 1,670 | 1,554 | 1,274 | 1,110 | 1,141 | 856 | 999 |
| Motor Vehicles | 14,252 | 13,908 | 13,721 | 15,138 | 14,950 | 17,275 | 18,569 | 18,068 | 16,900 | 18,854 |
| Total | 18,582 | 18,150 | 17,729 | 19,651 | 19,243 | 21,486 | 22,675 | 22,146 | 19,741 | 22,023 |

Total Crashes

| | 2012 | 2013 | 2014 | 2015 | 2016 | 2017 | 2018 | 2019 | 2020 | 2021 |
|----------------|--------|--------|--------|--------|--------|--------|--------|--------|--------|--------|
| Walking | 2,765 | 2,651 | 2,491 | 2,836 | 2,692 | 2,839 | 2,842 | 2,782 | 1,846 | 2,026 |
| Bicycling* | 1,570 | 1,691 | 1,609 | 1,712 | 1,658 | 1,312 | 1,183 | 1,234 | 912 | 1,079 |
| Motor Vehicles | 63,875 | 64,666 | 67,590 | 74,873 | 82,054 | 81,099 | 83,450 | 80,641 | 69,526 | 82,606 |
| Total | 68,210 | 69,008 | 71,690 | 79,421 | 86,404 | 85,250 | 87,475 | 84,657 | 72,284 | 85,711 |

Data for 2012-2021 are from IDOT

*Bicycling crash data does not include dooring crashes

Updated: February 17, 2023