

Traffic Fatalities in the City of Chicago

Fatal Traffic Crash Locations in 2024 through March

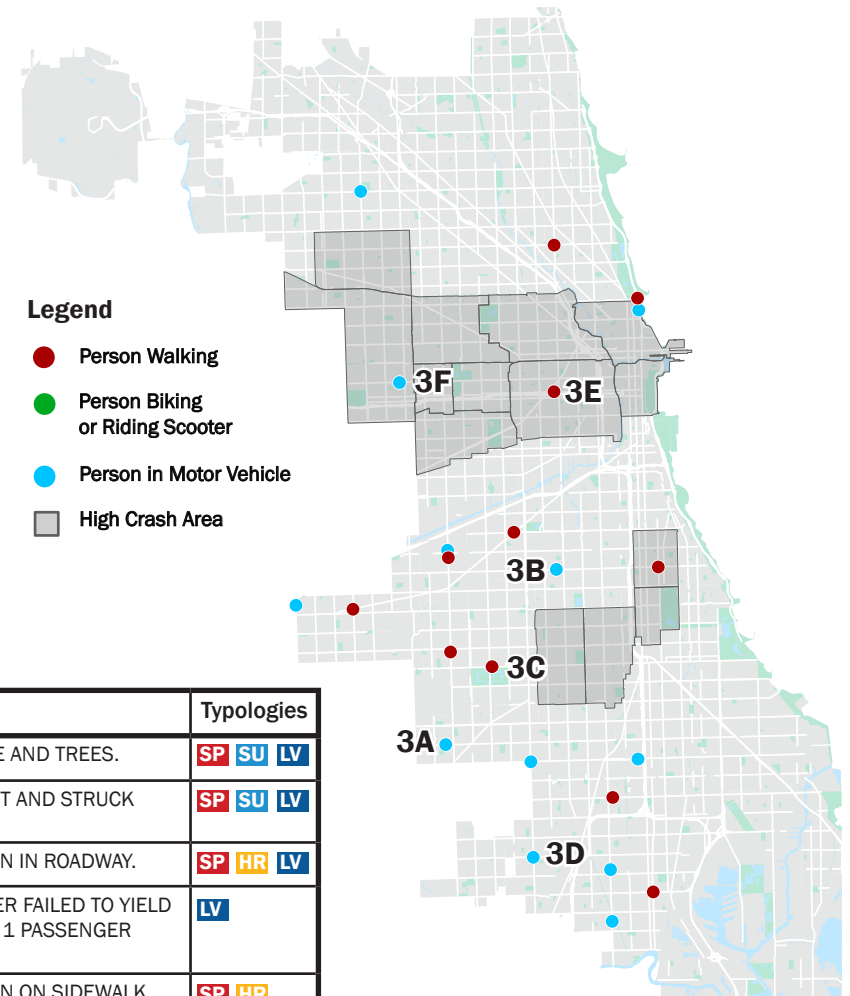
March 2024 Update

		People Walking	People Biking	People in Motor Vehicles*	All Modes
THIS MONTH	Mar 2024 (CPD Provisional)	4	0	7	11
THIS YEAR	Jan - Mar 2024 (CPD Provisional)	12	0	12	24
LAST YEAR	Jan - Mar 2023 (CPD Provisional)	16	0	17	33
5-YEAR AVERAGE	Jan - Mar 2018 - 2022 (IDOT)	8.6	1.2	16.8	26.6
10-YEAR AVERAGE	Jan - Mar 2013 - 2022 (IDOT)	9	0.8	16	25.8

Illinois Department of Transportation (IDOT); *does not include crashes on interstates, includes motorcycles and other vehicles

Fatal Traffic Crashes in March 2024 (PROVISIONAL) - PAGE 1/2:

Map Key	Crash Date	Crash Time	Crash Location	Victim	# Fatal	Crash Circumstance	Typologies
3A	3/1/2024	2:17 PM	4140 W 83RD ST	DRIVER	1	DRIVER STRUCK LIGHT POLE AND TREES.	SP SU LV
3B	3/1/2024	4:00 PM	1732 W 47TH ST	DRIVER	1	DRIVER HAD MEDICAL EVENT AND STRUCK SIGN POST.	SP SU LV
3C	3/3/2024	1:45 AM	3132 W MARQUETTE RD	PEDESTRIAN	1	DRIVER STRUCK PEDESTRIAN IN ROADWAY.	SP HR LV
3D	3/3/2024	7:15 PM	10700 S WESTERN AVE	PASSENGER	1	LEFT TURNING UNIT 1 DRIVER FAILED TO YIELD TO ONCOMING UNIT 2. UNIT 1 PASSENGER DIED FROM INJURIES.	LV
3E	3/13/2024	11:40 AM	1700 W VAN BUREN ST	PEDESTRIAN	1	DRIVER STRUCK PEDESTRIAN ON SIDEWALK.	SP HR
3F	3/15/2024	11:50 PM	4901 W MADISON ST	DRIVER	1	DRIVER STRUCK PARKED SEMI-TRUCK	SU



Legend

- Person Walking
- Person Biking or Riding Scooter
- Person in Motor Vehicle
- High Crash Area

About this Report

The Chicago Department of Transportation (CDOT) conducts a timely analysis of fatal traffic crash reports furnished by the Chicago Police Department (CPD) to understand the circumstances associated with such crashes. Based on these analyses, CDOT has identified trends, patterns, and correlations associated with each fatal traffic crash. These factors are then grouped into fatal crash typologies as listed to the right. Classifying crashes based on these typologies is among the preliminary outcomes of the analysis process and supports CDOT's efforts to develop relevant and data-informed actions to increase traffic safety. This report provides summary information related to fatal traffic crashes reviewed and analyzed by CDOT that occurred in the month specified.

Typologies

- SP Speeding
- DT Disregard Traffic Signal/Sign
- DS Distracted
- HR Hit & Run
- SU Single-Unit Crash
- LV Striking Driver in Large Vehicle

Updated: April 16, 2024

Traffic Fatalities in the City of Chicago

March 2024 Update

		People Walking	People Biking	People in Motor Vehicles*	All Modes
THIS MONTH	Mar 2024 (CPD Provisional)	4	0	7	11
THIS YEAR	Jan - Mar 2024 (CPD Provisional)	12	0	12	24
LAST YEAR	Jan - Mar 2023 (CPD Provisional)	16	0	17	33
5-YEAR AVERAGE	Jan - Mar 2018 - 2022 (IDOT)	8.6	1.2	16.8	26.6
10-YEAR AVERAGE	Jan - Mar 2013 - 2022 (IDOT)	9	0.8	16	25.8

Illinois Department of Transportation (IDOT); *does not include crashes on interstates, includes motorcycles and other vehicles

Fatal Traffic Crashes in March 2024 (PROVISIONAL) - PAGE 2/2:

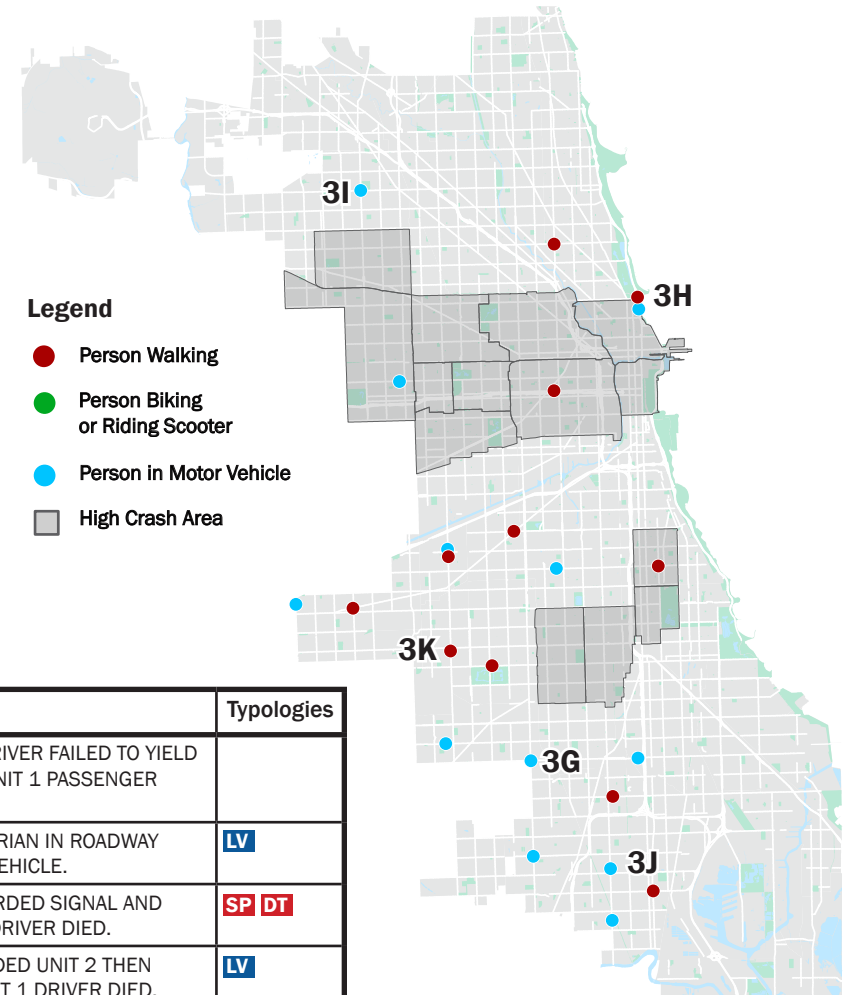
Map Key	Crash Date	Crash Time	Crash Location	Victim	# Fatal	Crash Circumstance	Typologies
3G	3/19/2024	11:00 AM	8701 S WESTERN AVE	PASSENGER	1	LEFT TURNING UNIT 1 DRIVER FAILED TO YIELD TO ONCOMING UNIT 2. UNIT 1 PASSENGER DIED FROM INJURIES.	
3H	3/21/2024	1:09 PM	1600 N DUSABLE LAKE SHORE DR	PEDESTRIAN	1	DRIVER STRUCK PEDESTRIAN IN ROADWAY TENDING TO DISABLED VEHICLE.	LV
3I	3/26/2024	1:57 AM	5600 W IRVING PARK RD	MOTORCYCLIST	1	UNIT 1 DRIVER DISREGARDED SIGNAL AND STRUCK UNIT 2. UNIT 1 DRIVER DIED.	SP DT
3J	3/26/2024	7:40 AM	11001 S HALSTED ST	DRIVER	1	UNIT 1 DRIVER REAR ENDED UNIT 2 THEN STRUCK LIGHT POLE. UNIT 1 DRIVER DIED.	LV
3K	3/31/2024	11:45 PM	6336 S PULASKI RD	PEDESTRIAN	1	DRIVER STRUCK PEDESTRIAN IN ROADWAY.	SP HR

About this Report

The Chicago Department of Transportation (CDOT) conducts a timely analysis of fatal traffic crash reports furnished by the Chicago Police Department (CPD) to understand the circumstances associated with such crashes. Based on these analyses, CDOT has identified trends, patterns, and correlations associated with each fatal traffic crash. These factors are then grouped into fatal crash typologies as listed to the right. Classifying crashes based on these typologies is among the preliminary outcomes of the analysis process and supports CDOT's efforts to develop relevant and data-informed actions to increase traffic safety. This report provides summary information related to fatal traffic crashes reviewed and analyzed by CDOT that occurred in the month specified.

Updated: April 16, 2024

Fatal Traffic Crash Locations in 2024 through March



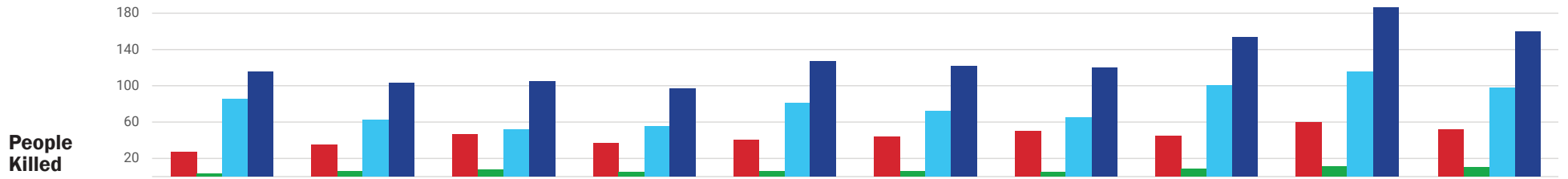
Legend

- Person Walking
- Person Biking or Riding Scooter
- Person in Motor Vehicle
- High Crash Area

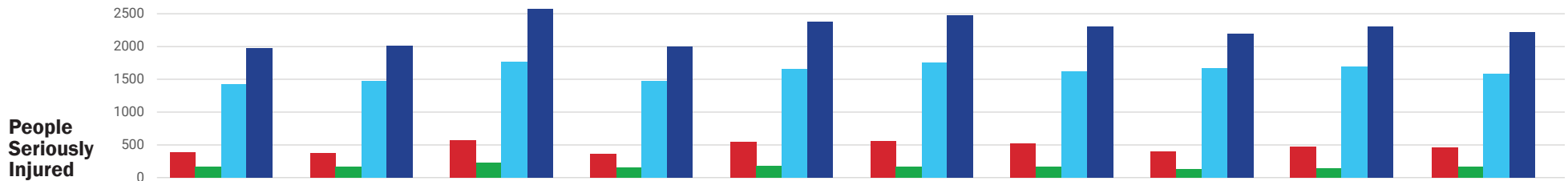
Typologies

- SP Speeding
- DT Disregard Traffic Signal/Sign
- DS Distracted
- HR Hit & Run
- SU Single-Unit Crash
- LV Striking Driver in Large Vehicle

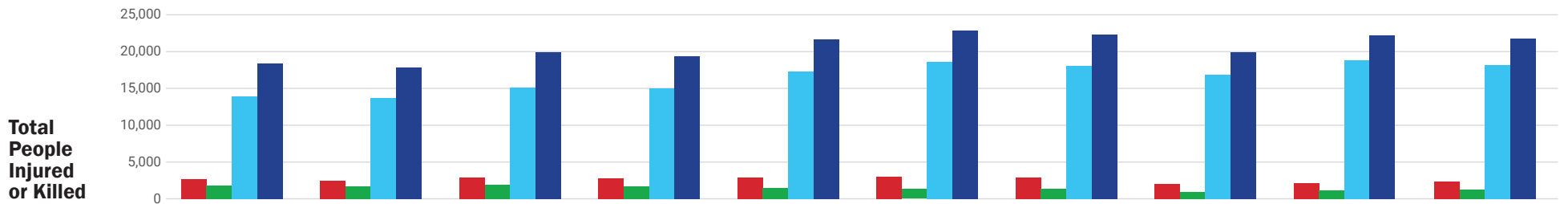
Crash Trends by Year and Mode



	2013	2014	2015	2016	2017	2018	2019	2020	2021	2022
Walking	27	35	46	37	40	44	50	45	60	52
Bicycling	3	6	7	5	6	6	5	8	11	10
Motor Vehicles	85	62	52	55	81	72	65	100	115	98
Total	115	103	105	97	127	122	120	153	186	160



Walking	386	375	571	364	545	553	520	394	471	462
Bicycling	161	165	233	158	182	169	171	134	138	171
Motor Vehicles	1,423	1,476	1,766	1,472	1,656	1,748	1,617	1,665	1,690	1,582
Total	1,970	2,016	2,570	1,994	2,383	2,470	2,308	2,193	2,299	2,215



Walking	2,667	2,489	2,843	2,739	2,937	2,996	2,937	1,985	2,170	2,360
Bicycling	1,759	1,679	1,915	1,653	1,486	1,318	1,326	975	1,139	1,246
Motor Vehicles	13,908	13,721	15,138	14,950	17,275	18,569	18,068	16,900	18,854	18,141
Total	18,334	17,889	19,896	19,342	21,698	22,883	22,331	19,860	22,163	21,747

Total Crashes

Walking	2,652	2,491	2,838	2,692	2,841	2,842	2,782	1,846	2,026	2,208
Bicycling	1,918	1,777	1,978	1,773	1,544	1,400	1,439	1,038	1,228	1,386
Motor Vehicles	64,701	67,625	74,898	82,072	81,103	83,450	80,641	69,526	82,608	82,323
Total	69,271	71,893	79,714	86,537	85,488	87,692	84,862	72,410	85,862	85,917

Data for 2013-2022 are from IDOT; Non-fatal crashes classified as NMV are assumed to be pedestrians;
Data inclusive of bicycle dooring crashes reported by IDOT

Updated: April 16, 2024