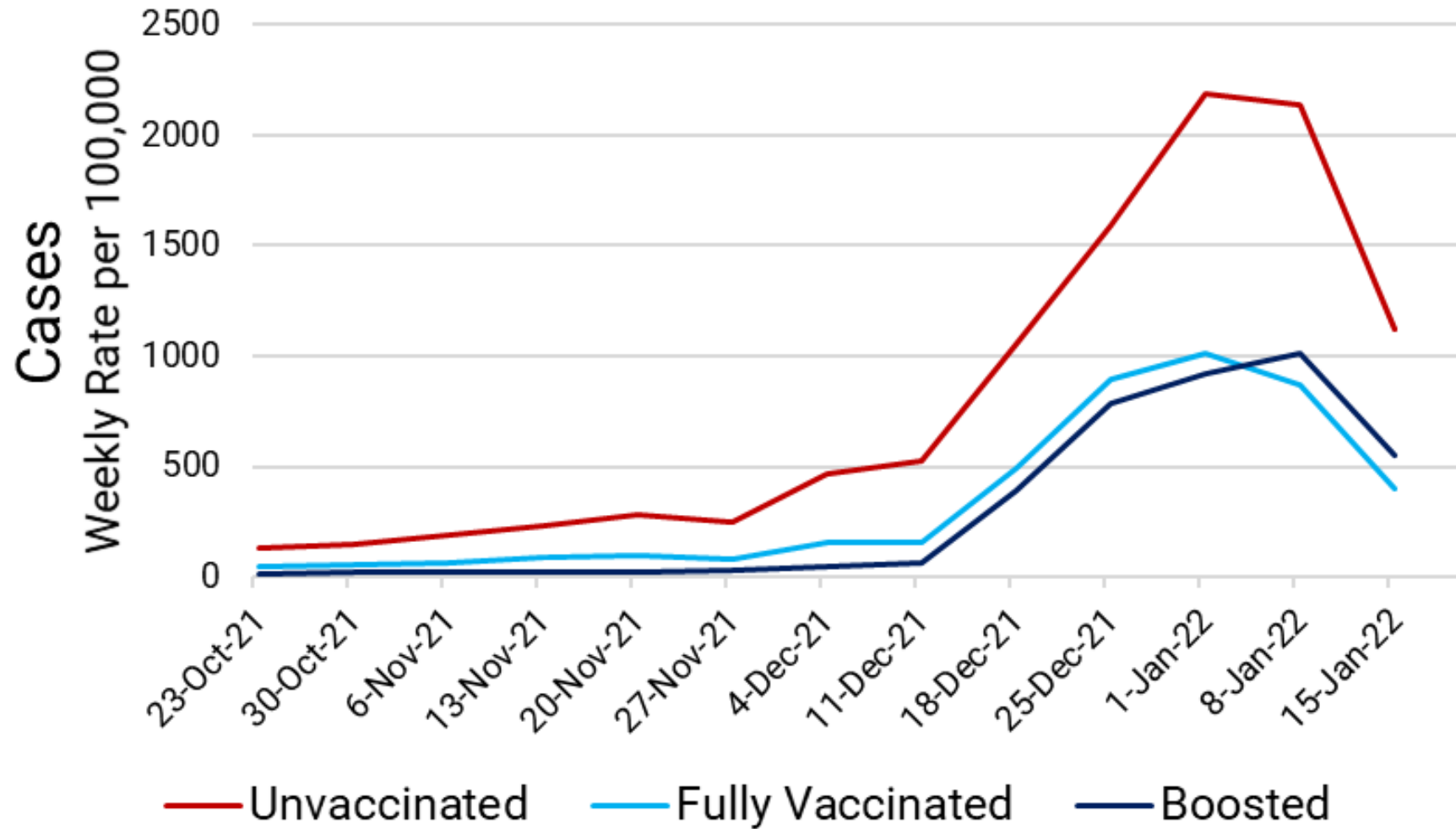


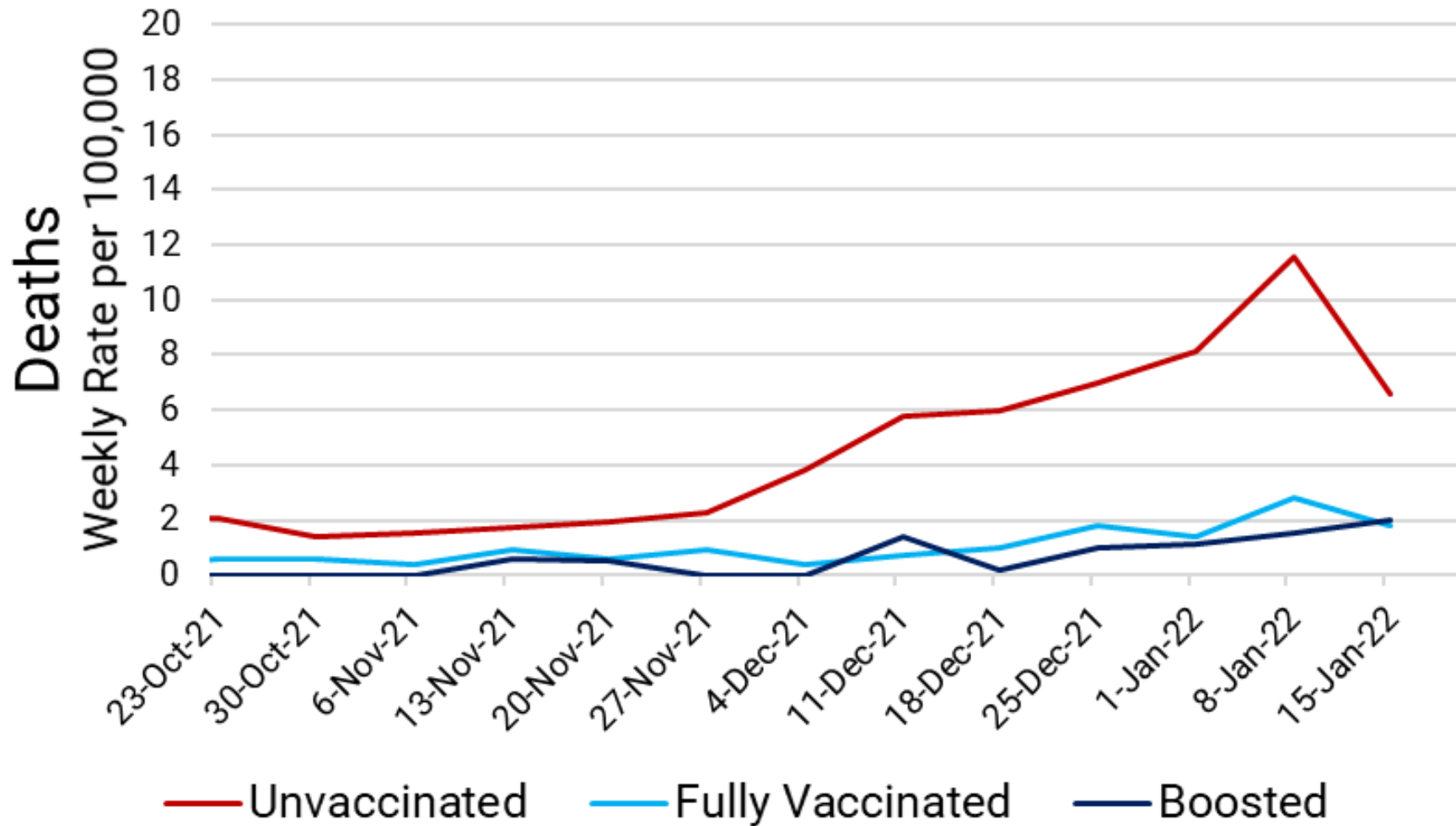
# Rates of infection appear to be declining. Vaccine still highly protective against infection, though Omicron variant is showing ability to evade immunity



## Notes:

Includes cases among Chicago residents reported into the Illinois Electronic Disease Surveillance System (I-NEDSS) with date of specimen collection 10/17/2021-1/15/2022, pulled 1/19/2022. Vaccination status obtained from the Illinois Comprehensive Automated Immunization Registry (I-CARE) registry. Fully vaccinated defined as completion of vaccine series at least 14 days prior to a positive test (with no other positive tests in the previous 45 days). Boosted defined as fully vaccinated with an additional or booster dose of any COVID-19 vaccine received at least 14 days prior to positive test. Rate for vaccinated calculated as total cases divided by cumulative vaccinated at the end of each week, multiplied by 100,000. Rate for unvaccinated calculated as total cases divided by total population minus cumulative vaccinated at the end of each week, multiplied by 100,000. Data are graphed starting the week CDC expanded booster dose eligibility and recommendations.

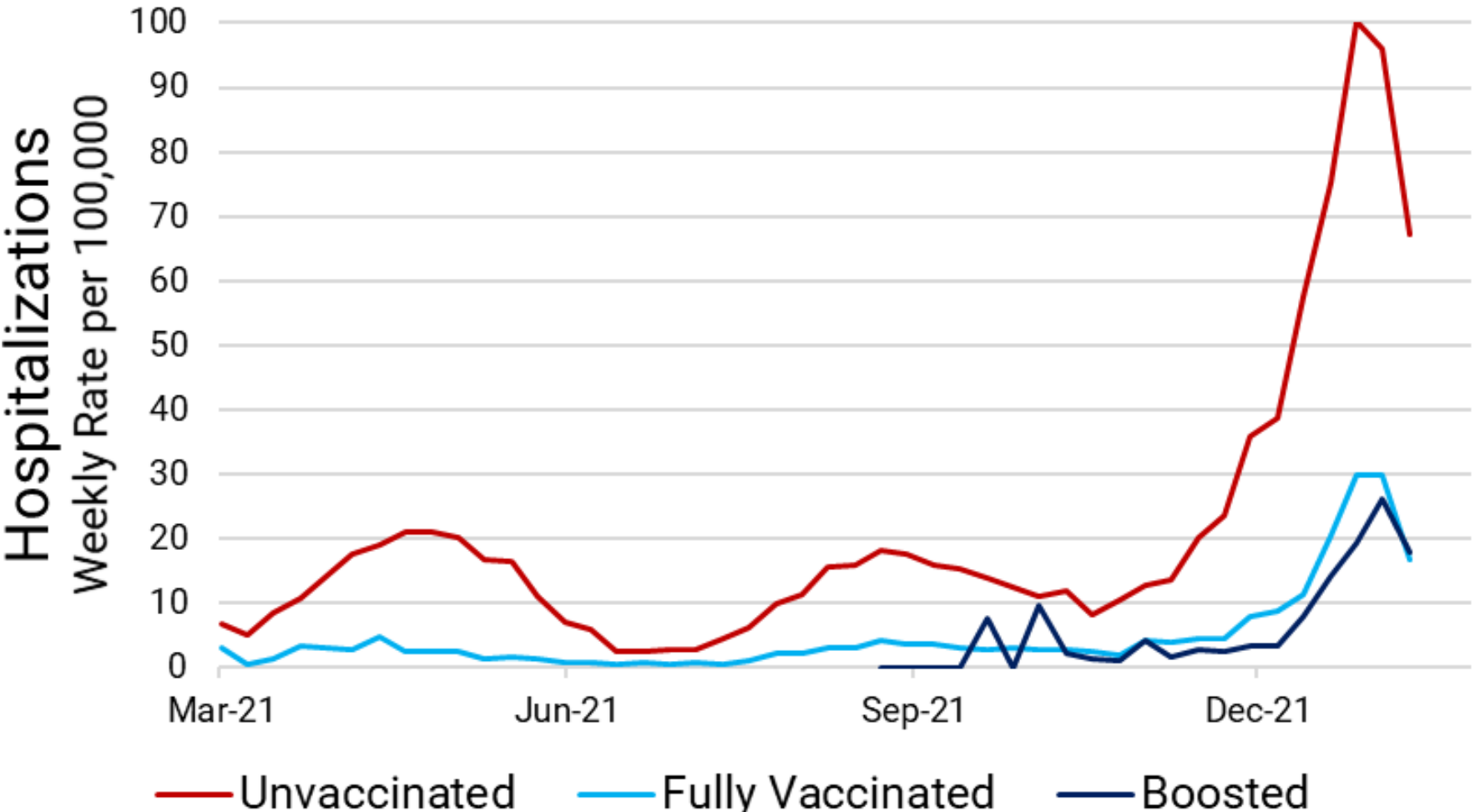
# Unvaccinated Chicago residents are still much more likely to die from COVID-19 than their vaccinated counterparts



## Notes:

Includes cases among Chicago residents reported into the Illinois Electronic Disease Surveillance System (I-NEDSS) with date of specimen collection 10/17/2021-1/15/2022, pulled 1/19/2022. Vaccination status obtained from the Illinois Comprehensive Automated Immunization Registry (I-CARE) registry. Fully vaccinated defined as completion of vaccine series at least 14 days prior to a positive test (with no other positive tests in the previous 45 days). Boosted defined as fully vaccinated with an additional or booster dose of any COVID-19 vaccine received at least 14 days prior to positive test. Rate for vaccinated calculated as total cases divided by cumulative vaccinated at the end of each week, multiplied by 100,000. Rate for unvaccinated calculated as total cases divided by total population minus cumulative vaccinated at the end of each week, multiplied by 100,000. Data are graphed starting the week CDC expanded booster dose eligibility and recommendations.

# Hospitalizations appear to be declining. Vaccinated individuals are much less likely to experience severe illness, and an additional/booster dose clearly provides added protection



**Notes:** Includes cases among Chicago residents reported into the Illinois Electronic Disease Surveillance System (I-NEDSS) with date of specimen collection 10/17/2021-1/15/2022, pulled 1/19/2022. Vaccination status obtained from the Illinois Comprehensive Automated Immunization Registry (I-CARE) registry. Fully vaccinated defined as completion of vaccine series at least 14 days prior to a positive test (with no other positive tests in the previous 45 days). Boosted defined as fully vaccinated with an additional or booster dose of any COVID-19 vaccine received at least 14 days prior to positive test. Rate for vaccinated calculated as total cases divided by cumulative vaccinated at the end of each week, multiplied by 100,000. Rate for unvaccinated calculated as total cases divided by total population minus cumulative vaccinated at the end of each week, multiplied by 100,000. Data are graphed starting the week CDC expanded booster dose eligibility and recommendations.

