

JUVENILE INTERVENTION AND SUPPORT CENTER (JISC) PERFORMANCE MANAGEMENT

28 September 2022

Agenda

Agenda

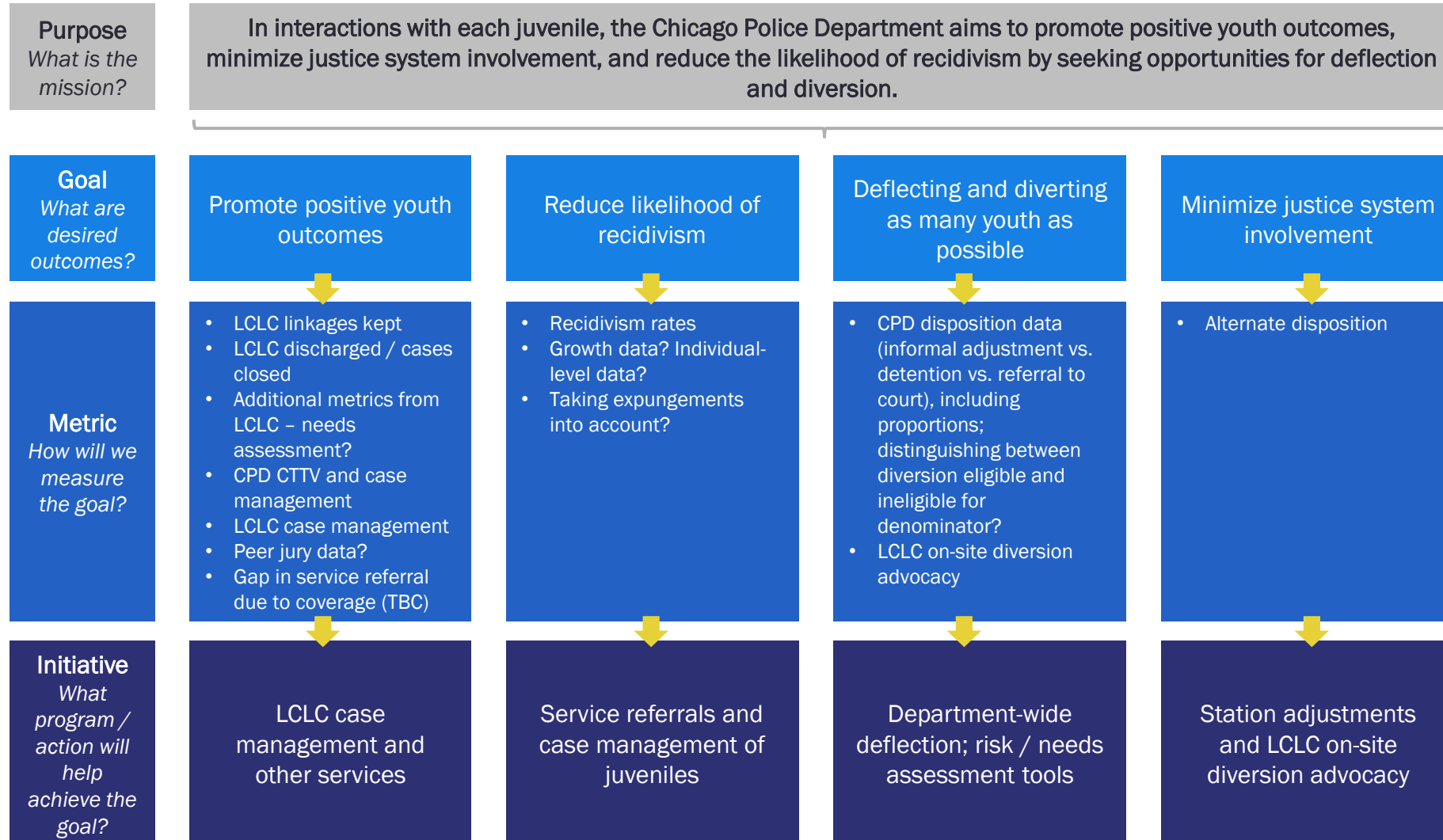
1. Review prior action items
2. Review high-level summary for the month
 - Demographic trends (CPD)
3. Assess progress against goals
 - Promote positive youth outcomes
 - Reduce likelihood of recidivism
 - Deflect and divert as many youth as possible
 - Minimize justice system involvement
4. Deep dive
 - Review disposition types, categories, and Detective's referral process and LCLC's support

Guiding Questions

1. What trends can be seen in the data?
2. What factors – either positive or negative – might be contributing to these trends?
3. What actions – either reinforcing or corrective – should be taken to address these trends? Who will be responsible?

JISC Goals, Metrics, and Initiatives

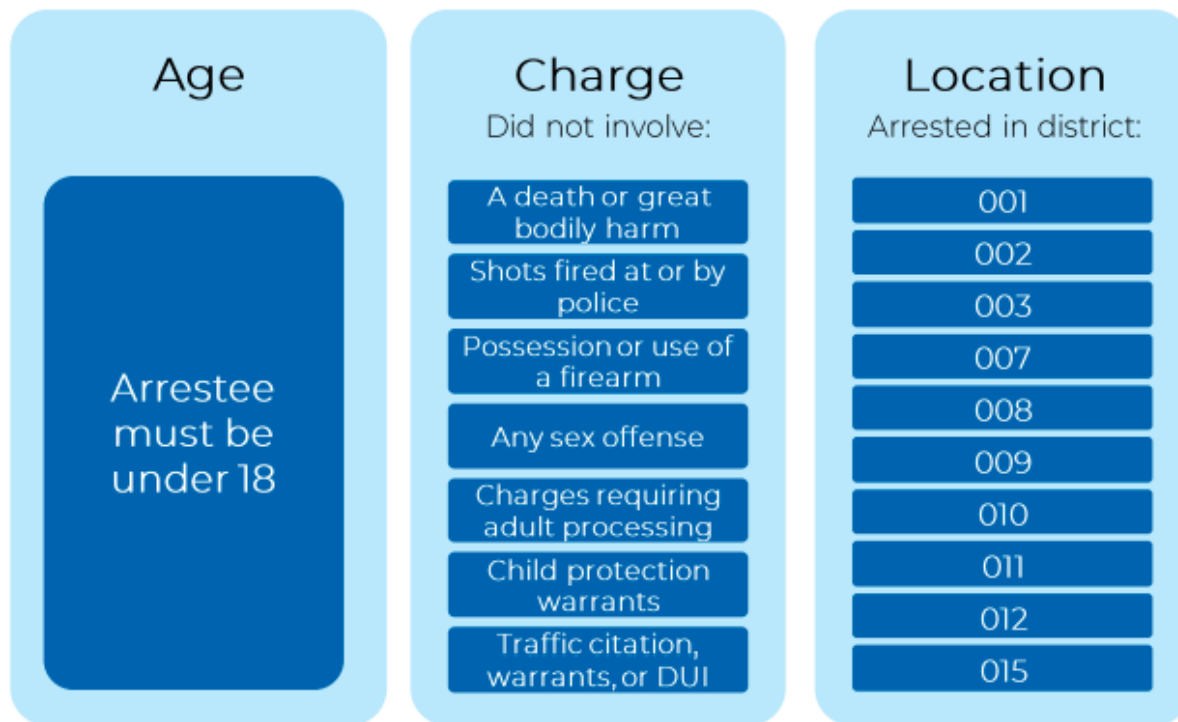
Goals, metrics, and initiatives should regularly be reevaluated



Note: Basic, high-level data should also be considered on a monthly basis (e.g. demographics, arrest type, location of arrests, time of arrest, transit time, etc.). All metrics should be as a proportion of total juveniles processed at JISC.

CPD's Special Order S06-04-06 outlines eligibility criteria for youth arrestees' JISC eligibility, shown in Figure 6.¹⁸ Youth arrested for serious offenses such as homicide, possession of a firearm, or sex offenses are not eligible for processing at JISC.

FIGURE 6: Arrests meeting age, charge, and location requirements must be processed at JISC



Source: OIG visualization of information from CPD Special Order S06-04-06.

Key data takeaways – June 2022

Dispositional:

- In August 2022, **40** youth (48%) were informally station adjusted
 - 4 youth (5% Total) were referred to LCLC by CPD
 - 28 youth (34% Total) were released to an adult
 - 5 youth were referred to the CTTV Workshop
- **39** youth (47%) were referred to court
 - 15 youth (18% Total) were detained pre trial
 - 21 youth (25% Total) were referred to court
 - 3 youth (4% Total) were referred to home confinement

Charge	Informal Station Adjustments	Referred to Court	Total Number
ROBBERY (INDEX)	0	3	3
AGGRAVATED ASSAULT	0	1	1
AGGRAVATED BATTERY (INDEX)	0	3	3
BURGLARY (INDEX)	0	0	0
CRIMINAL SEXUAL ASSAULT	0	0	0
MOTOR VEHICLE THEFT (INDEX)	19	14	33
SIMPLE ASSAULT	2	1	3
SIMPLE BATTERY	2	4	6
LARCENY	2	1	3
VANDALISM	1	3	4
DRUG ABUSE VIOLATIONS	1	2	2
DISORDERLY CONDUCT	4	1	5
MISCELLANEOUS NON-INDEX VIOLATIONS	5	1	7
MISCELLANEOUS MUNICIPAL CODE VIOLATIONS	5	0	6
WARRANT	0	6	8
TOTAL	40	39	83

DATA FULFILLMENT & ANALYSIS | DISPOSITIONS

Year:	Month:	District:	Row Filter:	View Filter:
2022	AUGUST	All	CHARGE TYPE	CATEGORIES

This page provides a monthly disposition breakdown and previous year comparison of juveniles processed by JISC personnel. The "OTHER" disposition category includes formal adjustments, individuals released without charging, and unspecified dispositions. Beginning December 11, 2021, juveniles arrested with any charge of homicide, criminal sexual assault, or a weapons violation are excluded from the JISC arrest totals. Totals can be filtered by arrest year, month, and district. Row selections can be made based on FBI UCR arrest charge type or community area or district of arrest. Column selections can be made based on disposition categories or row totals. Data run some time apart may result in slightly different totals due to expungements.

Dispositions

	STATION ADJUSTMENT										REFERRED TO COURT								OTHER		
	CTTV WORKSHOP & CASE MGMT		CTTV WORKSHOP ONLY		REFERRED TO AGENCY		RELEASED TO ADULT		CITY FUNDED CASE MGMT		HOME CONFINEMENT		SUARA CENTER		DETAINED		REFERRED TO COURT		OTHER		
	2021	2022	2021	2022	2021	2022	2021	2022	2021	2022	2021	2022	2021	2022	2021	2022	2021	2022	2021	2022	
ROBBERY	0	0	0	0	0	0	1	0	0	0	0	0	0	0	0	6	1	0	3	0	0
AGGRAVATED ASSAU..	0	0	0	0	0	0	0	0	0	0	0	0	0	0	0	0	1	0	0	0	0
AGGRAVATED BATTE..	0	0	0	0	0	0	0	0	0	0	0	1	0	0	0	0	1	1	1	0	0
BURGLARY	0	0	0	0	0	0	0	0	0	0	0	0	0	0	0	0	0	1	0	0	0
LARCENY - THEFT	0	0	0	0	0	0	0	1	0	1	0	0	0	0	0	0	1	0	0	0	0
MOTOR VEHICLE THEFT	1	3	3	4	0	0	0	10	0	1	0	1	0	0	0	2	2	1	11	0	1
SIMPLE ASSAULT	0	0	0	0	0	0	0	2	0	0	0	0	0	0	0	0	0	2	1	0	0
SIMPLE BATTERY	0	0	0	0	0	0	1	2	0	1	0	0	0	0	0	0	1	1	2	0	0
VANDALISM	0	0	0	0	0	0	1	1	1	0	0	0	0	0	0	0	1	0	2	0	0
WEAPONS	0	0	0	0	0	0	1	0	0	0	0	0	0	0	0	1	0	1	0	0	0
DRUG ABUSE VIOLATI..	0	0	0	0	0	0	0	0	0	0	0	0	0	0	0	1	1	3	1	0	0
DISORDERLY CONDUCT	0	0	0	0	0	0	1	4	0	0	0	1	0	0	0	0	0	0	0	0	0
MISCELLANEOUS NO..	0	0	0	1	0	0	2	4	0	0	0	0	0	0	0	0	2	1	0	0	0
MISCELLANEOUS MU..	0	0	0	0	0	0	0	4	1	1	0	0	0	0	0	0	0	0	0	0	1
WARRANT ARRESTS	0	0	0	0	0	0	0	0	0	0	0	0	0	0	0	4	4	0	0	0	2
TOTAL	1	3	3	5	0	0	7	28	2	4	0	3	0	0	14	15	11	21	0	4	

DATA FULFILLMENT & ANALYSIS | DEMOGRAPHICS

Year:

2022

Month:

AUGUST

District:

All

Year Legend:

2021

2022

This page provides a monthly demographic breakdown and previous year comparison of juveniles processed by JISC personnel. Totals can be filtered by arrest year, month, and district. Data run some time apart may result in slightly different totals due to expungements.



DATA FULFILLMENT & ANALYSIS | ARREST TYPES

Year:

2022

Month:

AUGUST

District:

All

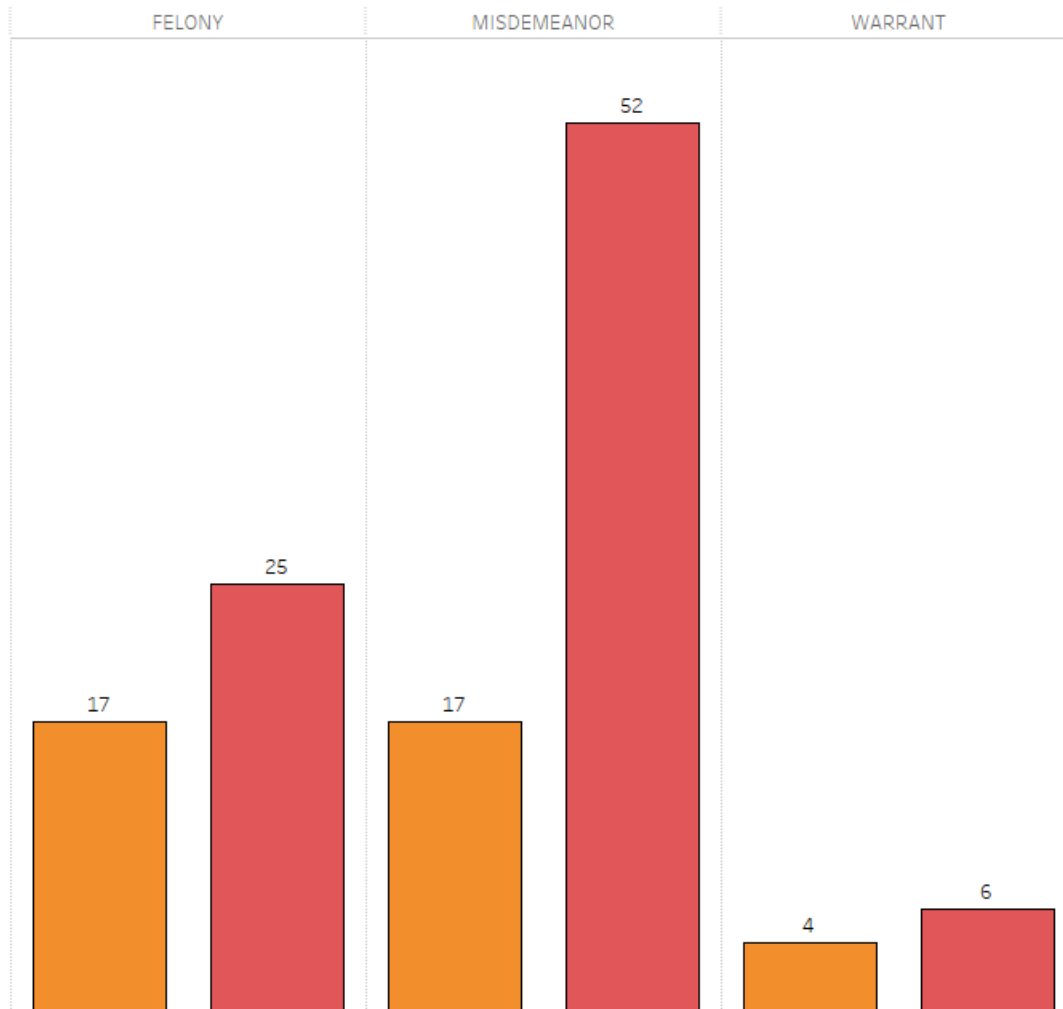
Year Legend:

2021

2022

This page provides a monthly arrest type breakdown and previous year comparison of juveniles processed by JISC personnel. Totals are given for arrest charge and FBI UCR arrest types. Beginning December 11, 2021, juveniles arrested with a charge of homicide, criminal sexual assault, a weapons violation, or any disqualifying firearm-related charge are excluded from the JISC arrest totals. Totals can be filtered by arrest year, month, and district. Data run some time apart may result in slightly different totals due to expungements.

Arrest Charge Type



FBI Type Charge Description

FBI CODE	PREVIOUS YEAR	CURRENT YEAR	% CHANGE
ROBBERY	7	4	-43%
AGGRAVATED ASSAULT	0	1	
AGGRAVATED BATTERY	1	3	200%
BURGLARY	1	0	-100%
LARCENY - THEFT	0	3	
MOTOR VEHICLE THEFT	7	33	371%
SIMPLE ASSAULT	2	3	50%
SIMPLE BATTERY	2	6	200%
VANDALISM	2	4	100%
WEAPONS	3	0	-100%
DRUG ABUSE VIOLATIONS	4	2	-50%
DISORDERLY CONDUCT	1	5	400%
MISCELLANEOUS NON-INDEX OF..	3	7	133%
MISCELLANEOUS MUNICIPAL CO..	1	6	500%
WARRANT ARRESTS	4	6	50%
TOTAL	38	83	118%

Key data takeaways – August 2022 (cont.)

Prior Arrests & Recidivism:

- 59% of youth had 1 or None prior arrests in 2022 upon arrival at Area 1
 - 2 youth who arrived at Area 1 had been arrested 7 times

Alternate Dispositions/Overrides:

- There was 1 alternate disposition in June 2022 in the lower direction.

DATA FULFILLMENT & ANALYSIS | RECIDIVISM

Year:

2022

Month:

AUGUST

District:

All


Year Legend:

2021

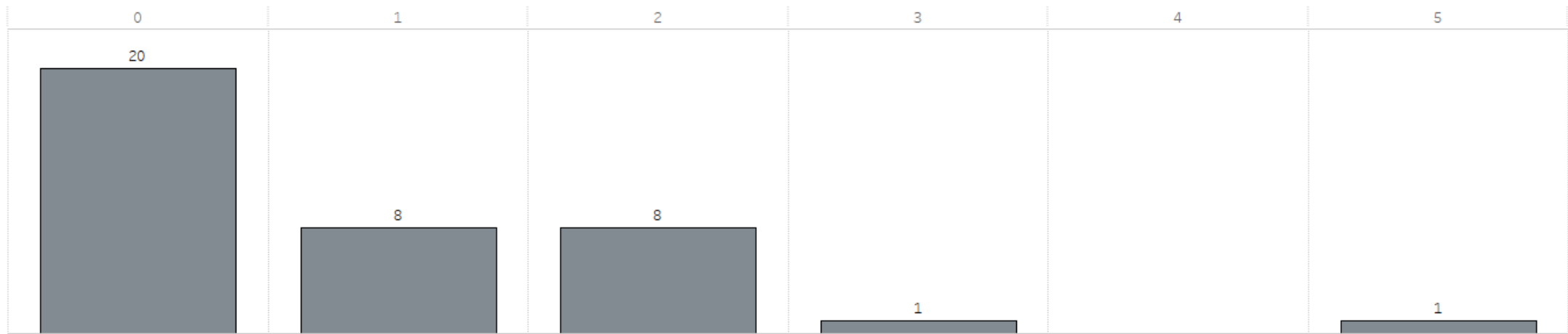
2022

This page provides a monthly breakdown and previous year comparison of the arrest history as well as next year recidivism rates of juveniles processed by JISC personnel. Arrest history is not available for expunged records. Subsequent arrest counts are based on the number of times an individual arrested during the selected month of the previous year was arrested at any point during the twelve months from the month of the initial arrest. Subsequent arrests may have occurred in the year of initial arrest or the selected year. Totals can be filtered by arrest year, month, and district. Data run some time apart may result in slightly different totals due to expungements.

Prior Arrests



Subsequent Arrests



DATA FULFILLMENT & ANALYSIS | ALTERNATE DISPOSITIONS

Year:	Month:	District:
2022	AUGUST	All

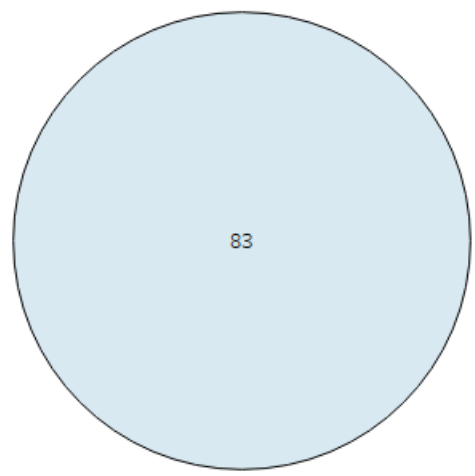
This page provides a breakdown of alternate dispositions for juveniles processed by JISC personnel. A "HIGHER ALTERNATE DISPOSITION" of "YES" indicates an alternate disposition higher than the calculated disposition was used. A "HIGHER ALTERNATE DISPOSITION" of "NO" or "NULL" indicates negative.

The alternate disposition indicator was added to the data warehouse in November 2020; data is unavailable for earlier arrests. The "SUMMARY" field is not a required application field and may not always be populated for higher alternate disposition types.

Totals can be filtered by arrest year, month, and district. Data run some time apart may result in slightly different totals due to expungements.

Alternate Dispositions

Summary Notes



HIGHER ALTERNATE DISPOSITION: NULL

Key data takeaways – May 2022 (cont.)

Movement Times:

- 7 youth were transported to Area 1
 - 6 of the transport times were under 90 minutes, 1 was 300+

Arrival Times:

- 5 of the 7 youth transported arrived between 2-8pm

Arrest Times:

- **59%** of youth arrested were between 4pm-11pm

DATA FULFILLMENT & ANALYSIS | MOVEMENT TIMES

Year:

2022

Month:

AUGUST

District:

All

Year Legend:

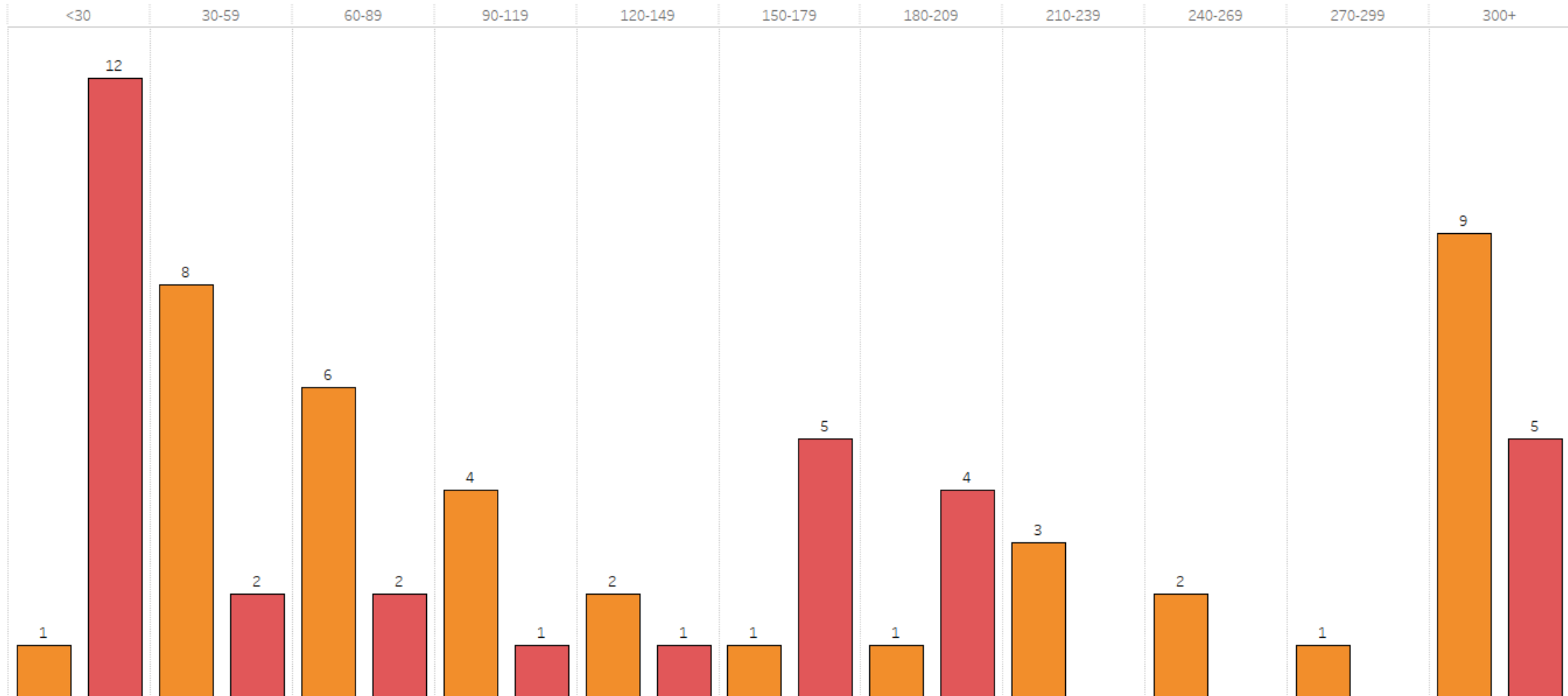
2021

2022

This page provides a monthly movement time breakdown of juveniles by JISC personnel. Prior to December 11, 2021, movement time is based on the difference between arrest time and arrival time at JISC, given in minutes. A small number of arrests have one or more incorrect time entered. Some movement time outliers (times greater than 300 minutes) are the result of these data inaccuracies. Beginning in April, 2022, movement time is based on the difference between arrest time and the date and time entered in the Arrest Juvenile Work Queue by a processing Juvenile Detective indicating when a juvenile arrived at Area 1. Only entries containing completed arrival times will appear. Movement time is not provided between December 11, 2021, and April 1, 2022.

Totals can be filtered by arrest year, month, and district. Data run some time apart may result in slightly different totals due to expungements.

Movement Time (min)

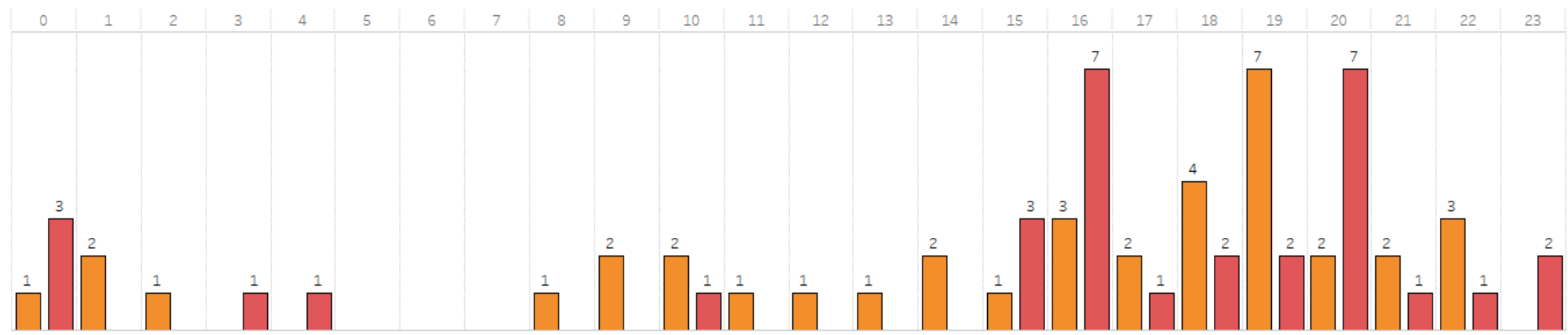


DATA FULFILLMENT & ANALYSIS | ARRIVAL DATES & TIMES

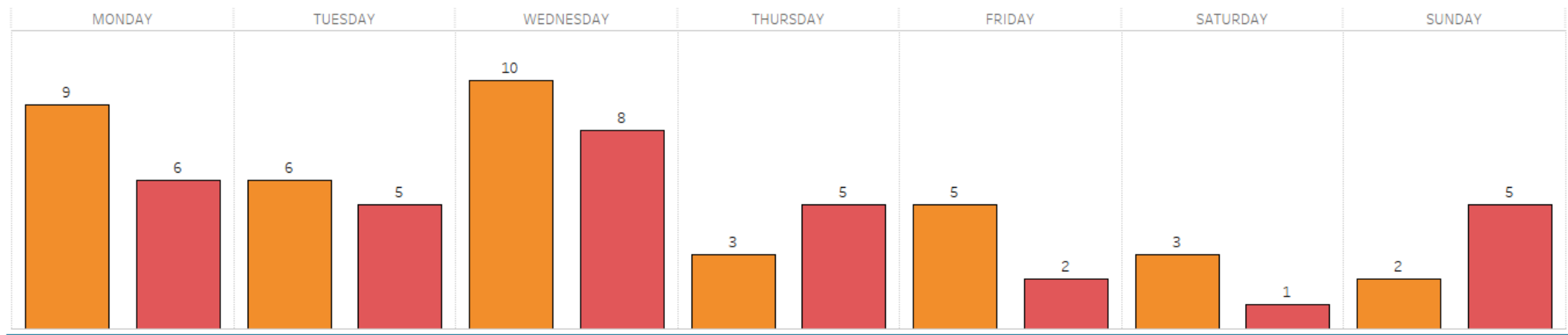
Year: 2022 Month: AUGUST District: All Year Legend: 2021 (orange) 2022 (red)

This page provides a monthly arrival time breakdown and previous year comparison of juveniles processed by JISC personnel. Prior to December 11, 2021, arrival time is based on the day of week and hour of day an arrestee first arrived at the JISC. Beginning in April, 2022, arrival time is based on the date and time entered in the Arrest Juvenile Work Queue by a processing Juvenile Detective indicating when a juvenile arrived at Area 1. Only entries containing completed arrival times will appear. Arrival hour and day are not provided between December 11, 2021, and April 1, 2022. Totals can be filtered by arrest year, month, and district. Data run some time apart may result in slightly different totals due to expungements.

Arrival Hour



Arrival Day

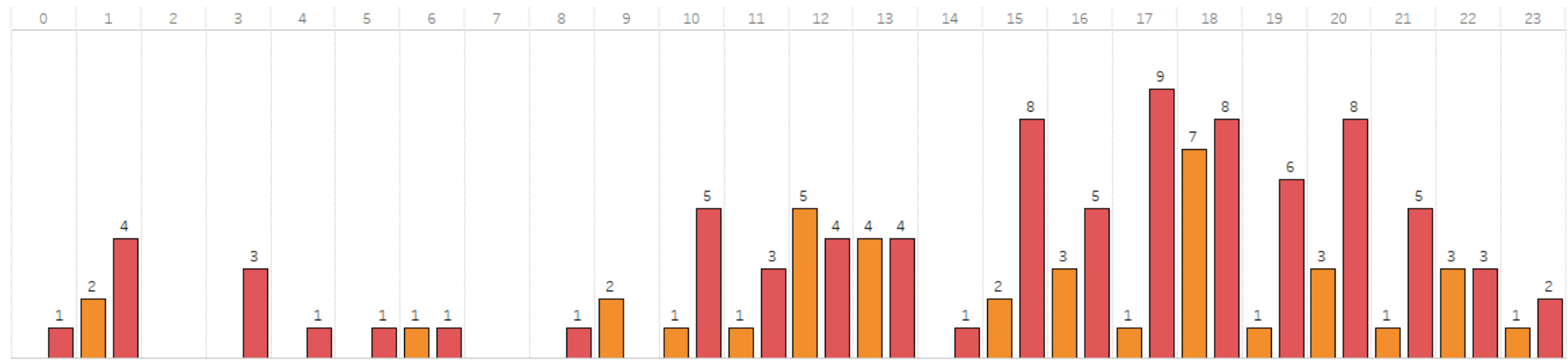


DATA FULFILLMENT & ANALYSIS | ARREST DATES & TIMES

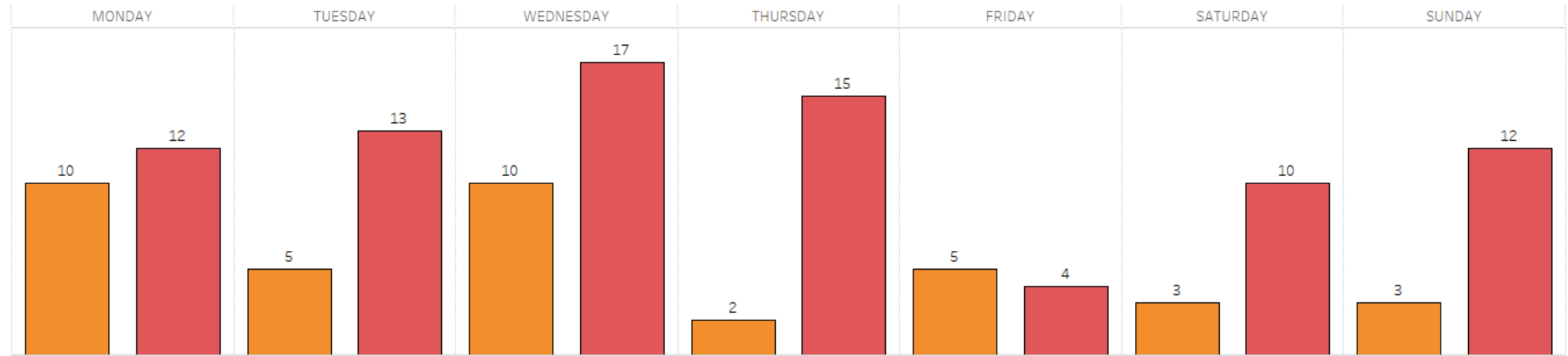
Year: **2022** Month: **AUGUST** District: **All** Year Legend: ■ 2021 ■ 2022

This page provides a monthly arrest time breakdown and previous year comparison of juveniles processed by JISC personnel. Day of week and hour of day of arrest is provided. Totals can be filtered by arrest year, month, and district. Data run some time apart may result in slightly different totals due to expungements.

Arrest Hour

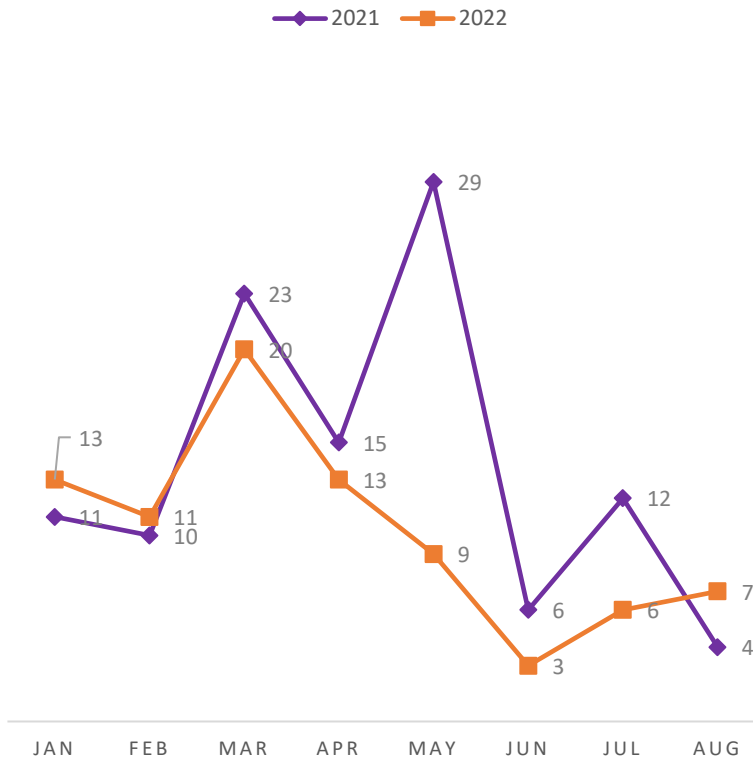


Arrest Day

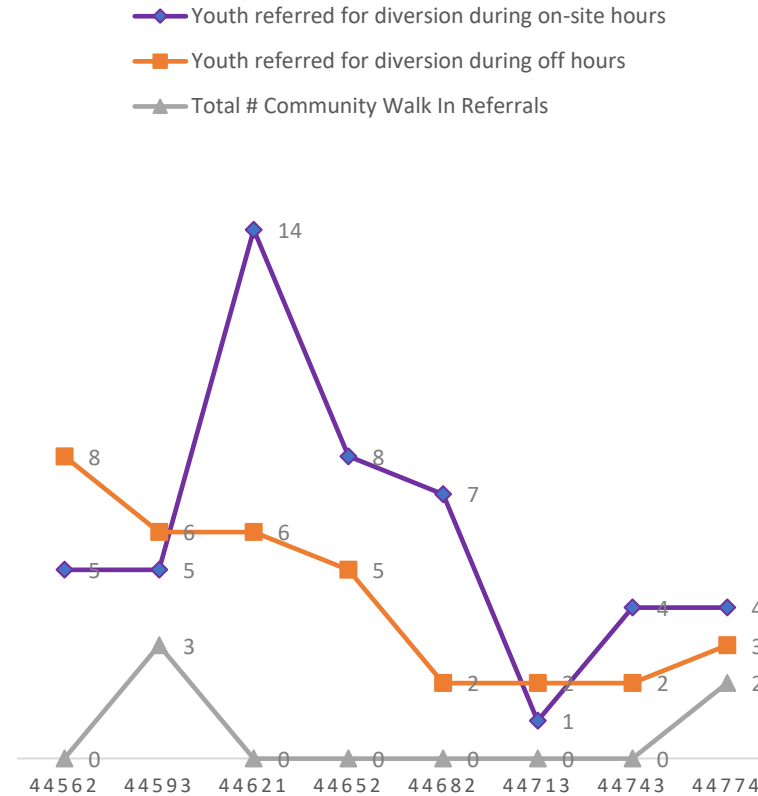


Youth Diverted

TOTAL # OF YOUTH DIVERTED BY MONTH



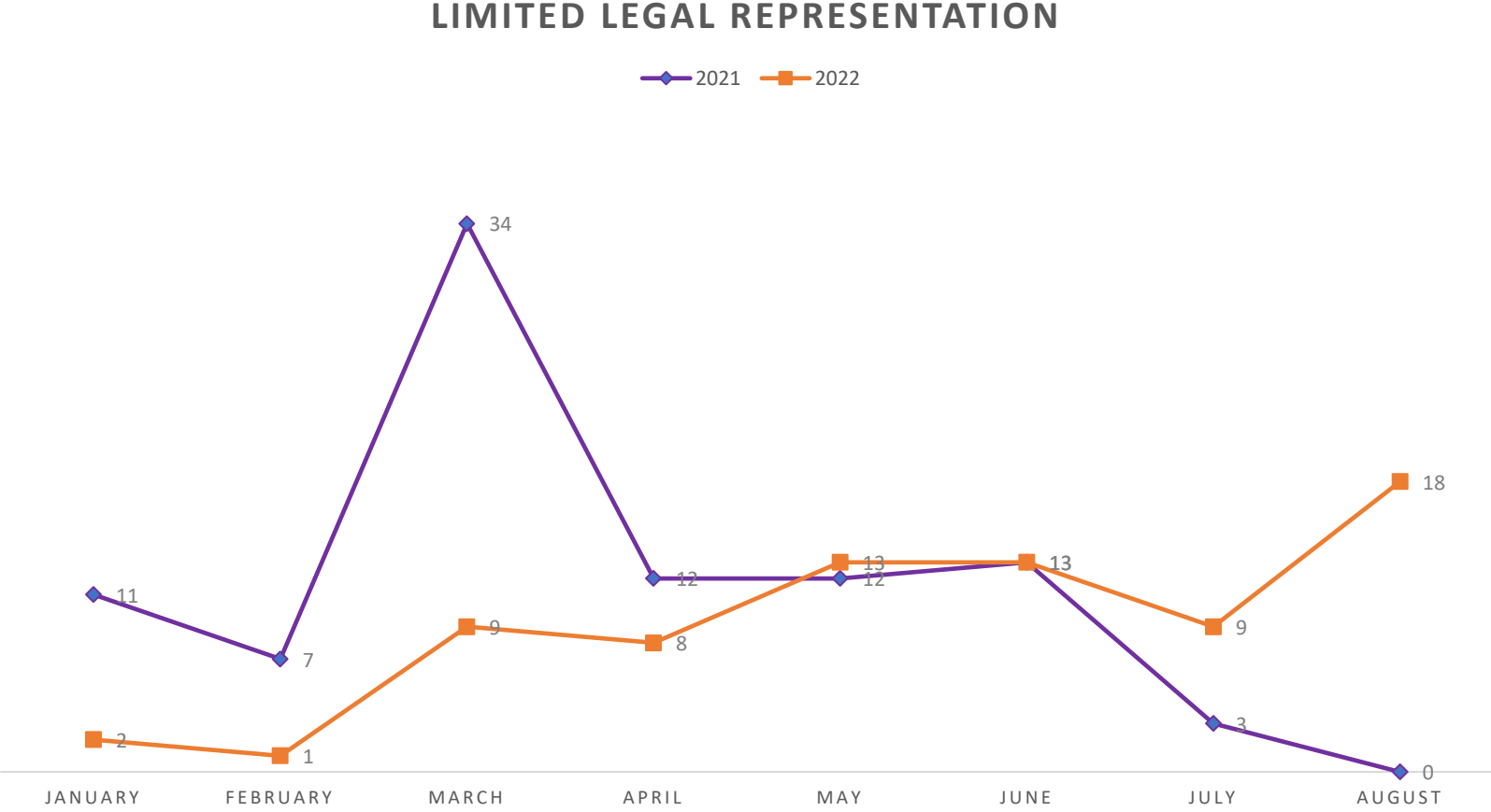
ON-SITE VS. OFF-SITE HOURS



Guiding Questions

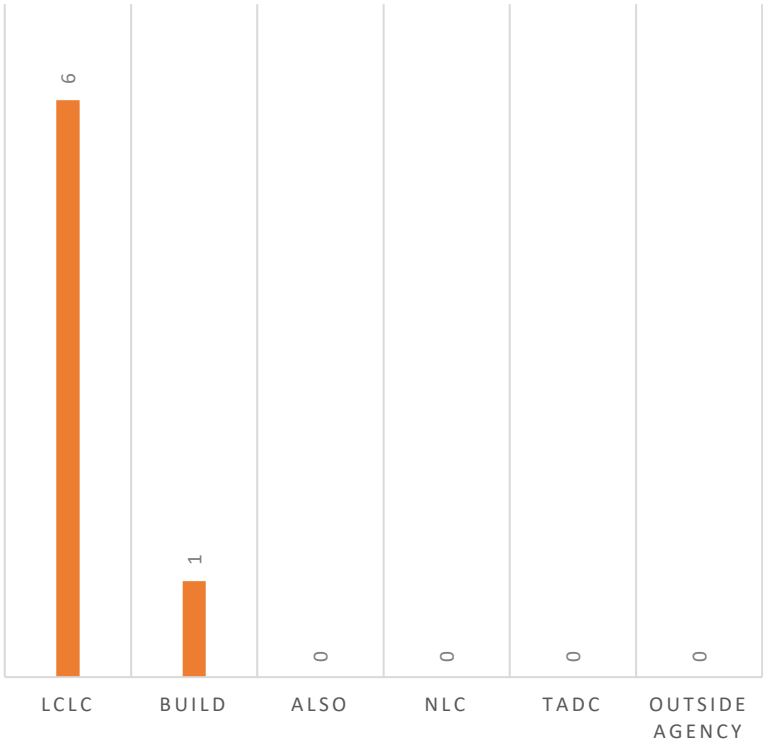
1. Aside from the summer, it looks as though 2022 is following a similar trend to 2021. Are there any reasons we think this might look different through the end of the year?

Youth Receiving Limited Legal Representation at JISC

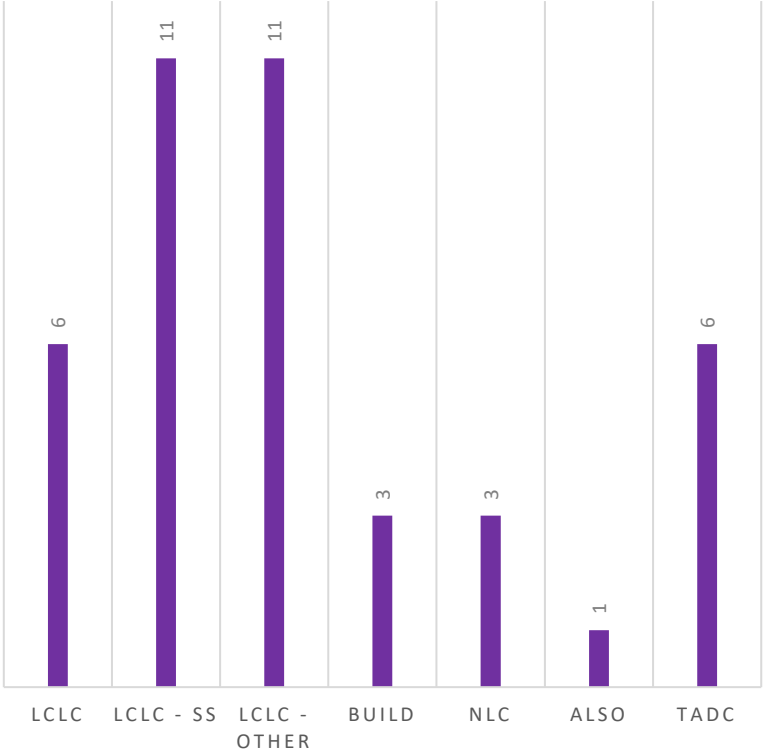


Diversion by Agency/Area

REFERRALS BY AGENCY (AUG. 2022)



CASELOAD BY AGENCY/CM (AUG. 2022)

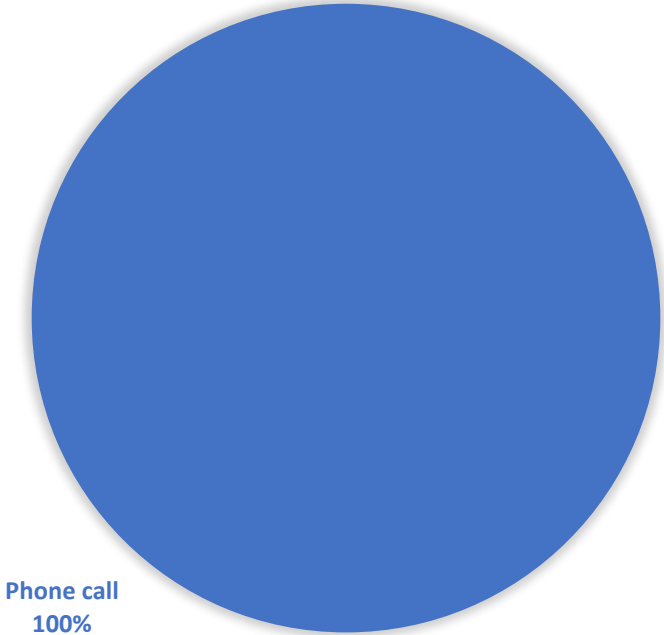


Guiding Questions

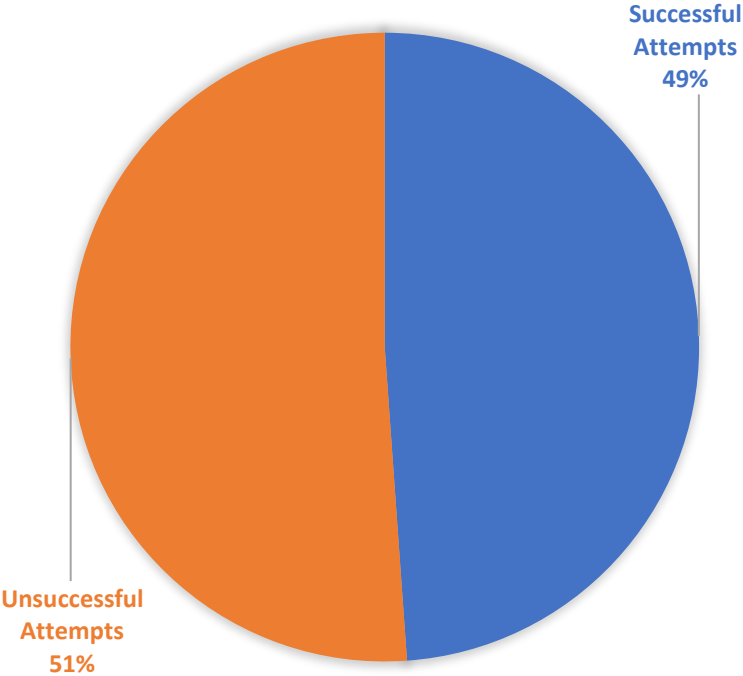
1. Do we think there will be concentration of arrests on the South Side as there were in 2021 or will it go back to a split between the South and West side?

Youth Engagement

PRE-ENGAGEMENT ATTEMPTS
(AUG. 2022)



CASE MANAGEMENT CONTACTS
(AUG. 2022)

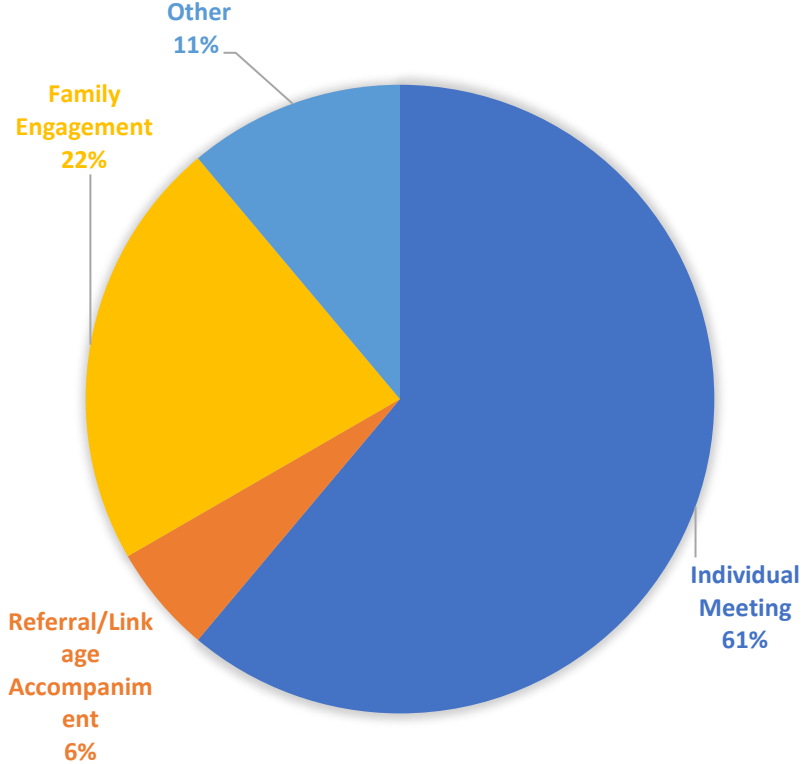


Guiding Questions

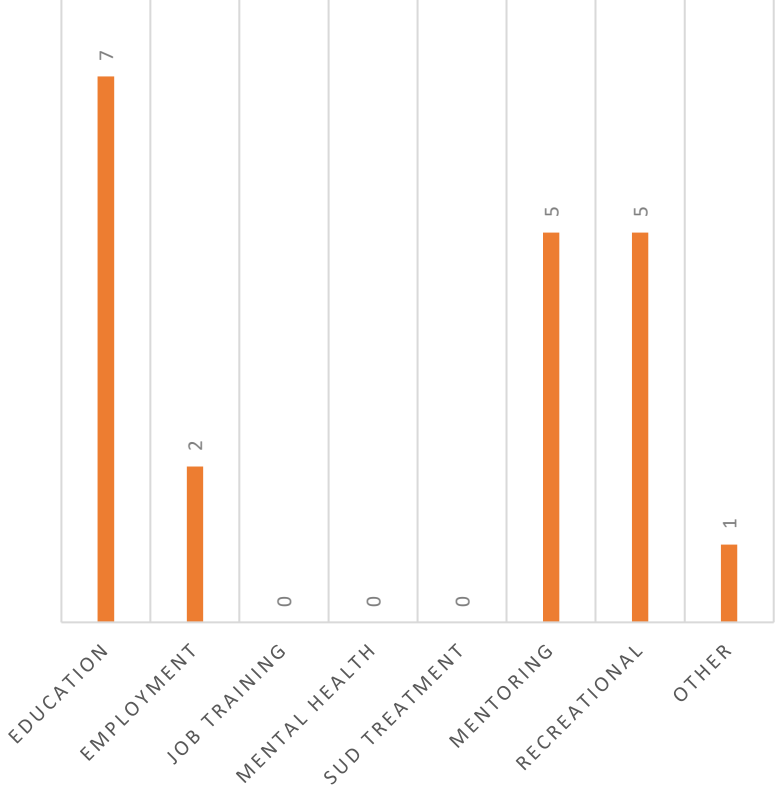
- 1. Are there steps we can take to continue engaging clients and keep them engaged? Further activities and resources we can engage our youth in so they are receptive to services?

Youth Engagement and Support Services

SUCCESSFUL CONTACT BY TYPE
(AUG. 2022)



LINKAGES MADE (AUG. 2022)



Community Narratives

- LCLC: My first encounter with the client was on May 16th, 2022. We completed the client's in person intake with his father and his mother. Client was very shy so his parents were doing most of the talking. Client's parents stressed that he was not a bad kid; he just gets sucked into the wrong crowds and that he needed things to occupy his time. At our next meeting the client and I had a general conversation over lunch and he realized that we had a lot in common. After that one meeting it opened up the comfortability door and the client became more receptive to the program. Client loves to shop so his main goal was to obtain employment. Client was a B average student and school came very easy to him so he wanted a challenge. WE hit the ground running he began applying to job after job and finally landed part time employment at Five Guys. While juggling school and work the client still remained receptive to the program. Client made all meetings and training as scheduled. Client also has a clothing line that he now funds on his own because he has a steady job. As school just started the client remains employed and going to school full time and the client is still selling his clothes.
- LCLC: One of my clients has been reluctant to work with me and has not been easy to work with but with my relentless engagement we have had success with getting to know one another and assuring this client that I will not give up on them. With relentless engagement I have not only built a personal relationship but I have noticed change towards a better future for this client.
- BUILD: One success story for this month is that we are close to successfully discharging one of our participants. He has made a lot of progress and has been engaging consistently with his mentor. His commitment to completing the program and working towards his goals is to be celebrated

Metrics Chart

Guiding O

Metric (listed in DFSS contract)	Goal (listed in DFSS contract)	Current
Percent of youth referred by any source (including walk-ins) that LCLC contacts.	100%	100% of young people have been reached out to. In August, 10 pre-engagement attempts were made to reach out to referrals. Once contact was established by the community based case manager, 221 case management contacts were made. Of the 221 – 108 were successful, 113 were unsuccessful.
Percent of youth referred by any source (including walk-ins) that meet with a case manager to complete a needs assessment within 30 days and are given an individualized service plan.	75%	81% of youth that have met with a case manager have completed a needs assessment within 30 days and given an individualized service plan.
Percent of youth who begin service plan implementation complete individualized service plan.	75%	<ul style="list-style-type: none"> • 55% of youth who begin service plan implementation successfully completed their ISP. • 25% who begin service plan implementation are in the midst of their ISP. • 13% who begin service plan implementation unsuccessfully completed their ISP. • 7% who begin service plan implementation were closed for other reasons.
Percent of youth who have completed a needs assessment begin individualized service plan implementation.	85%	<ul style="list-style-type: none"> • 63% of linkages for wrap around support services have been kept so far through August 2022. • In August, 55% were successfully linked, 5% are pending/waiting for an appointment, and 40% refused/ignored appointment.