

# JISC Data Report

File created on: 12/14/2021 11:56:26 AM

# DATA FULFILLMENT & ANALYSIS | DEMOGRAPHICS

Year:

2021

Month:

NOVEMBER

District:

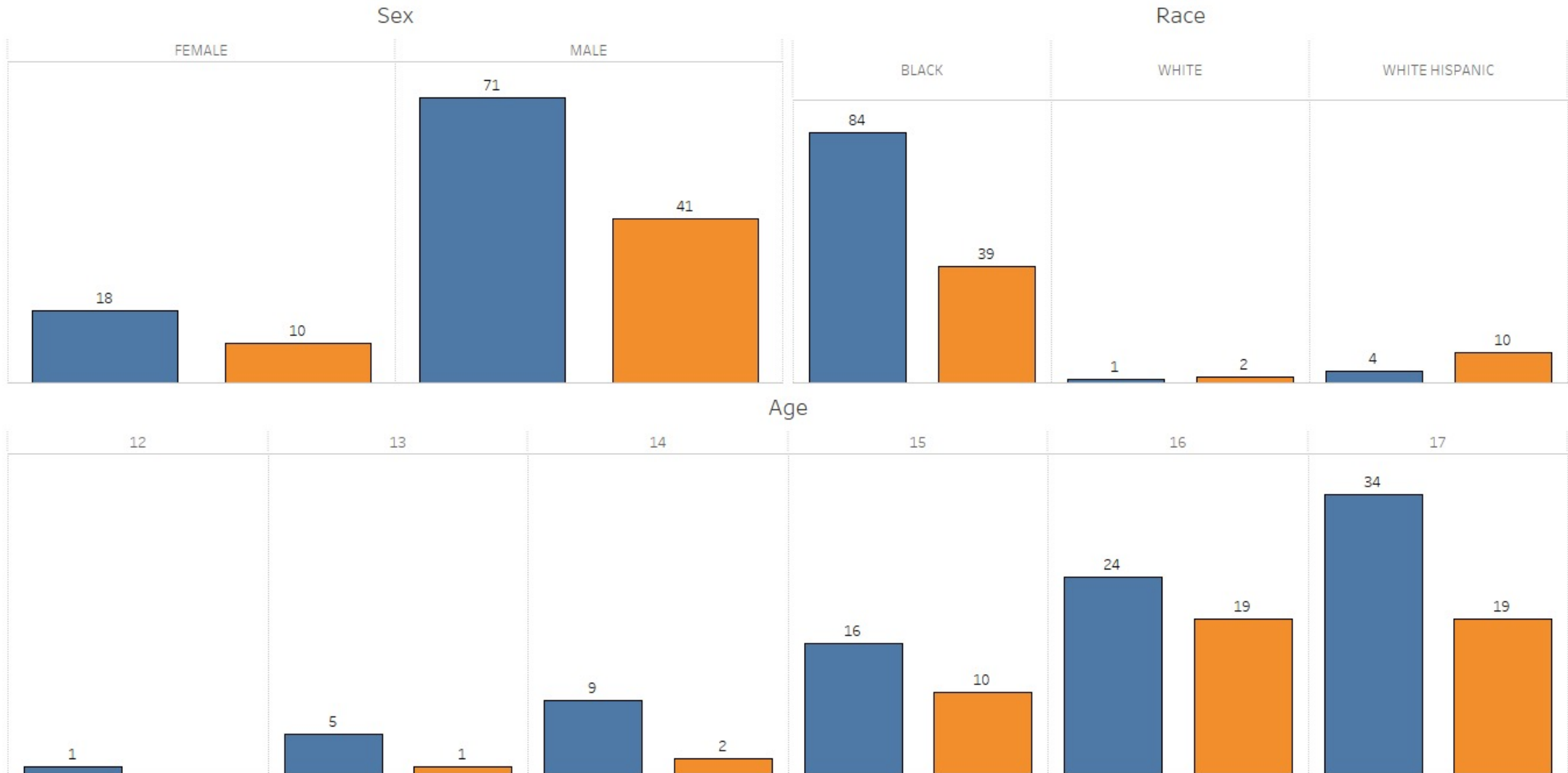
All

Year Legend:

2020

2021

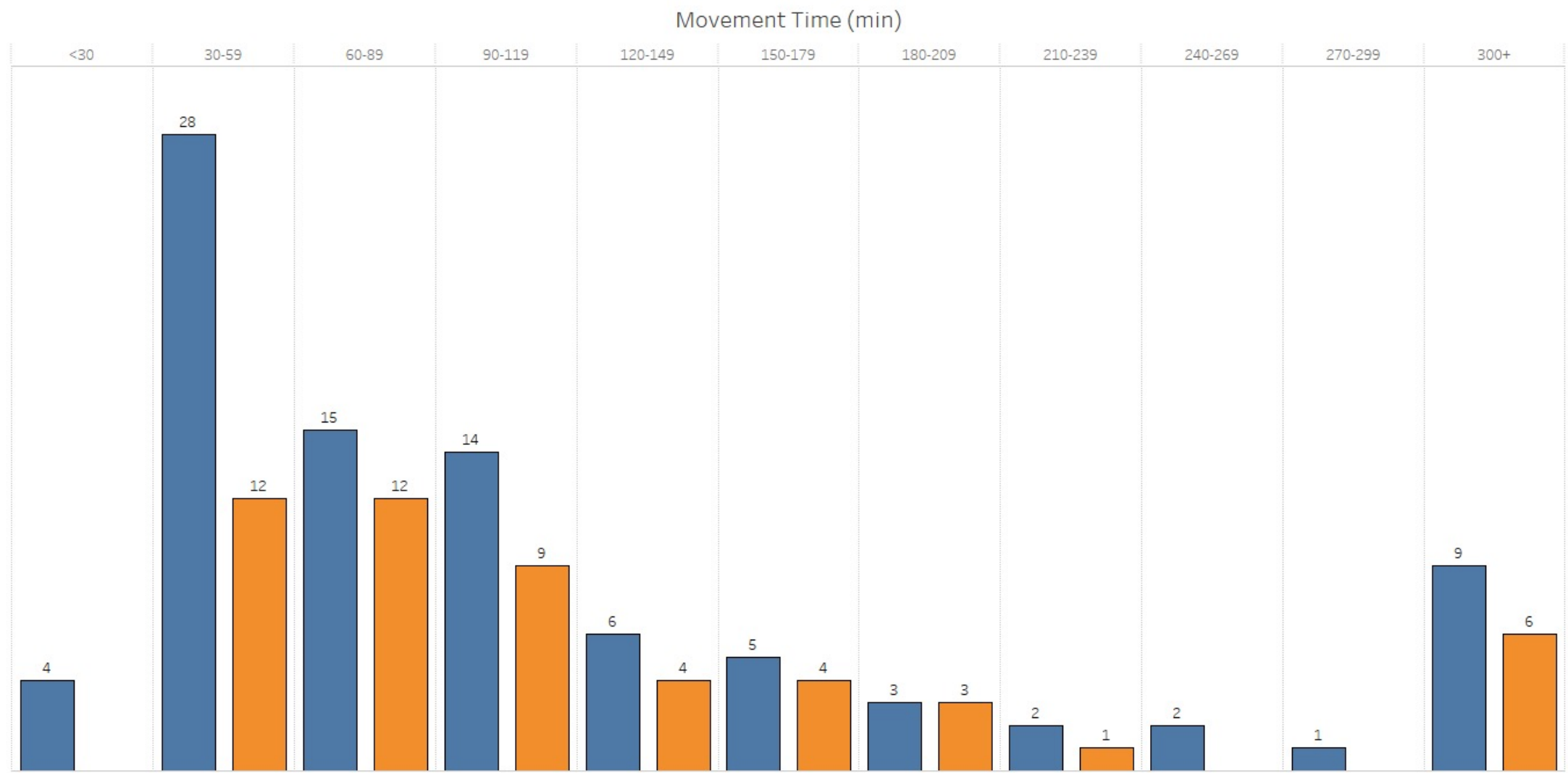
This page provides a monthly demographic breakdown and previous year comparison of juveniles processed at the JISC. Totals can be filtered by arrest year, month, and district. Data run some time apart may result in slightly different totals due to expungements.



# DATA FULFILLMENT & ANALYSIS | MOVEMENT TIMES

Year: 2021 Month: NOVEMBER District: All Year Legend: 2020 2021

This page provides a monthly movement time breakdown of juveniles processed at the JISC. Movement time is based on the difference between arrest time and arrival time at JISC, given in minutes. A small number of arrests have one or more incorrect time entered. Some movement time outliers (times greater than 300 minutes) are the result of these data inaccuracies. Totals can be filtered by arrest year, month, and district. Data run some time apart may result in slightly different totals due to expungements.



# DATA FULFILLMENT & ANALYSIS | DISPOSITIONS

Year:	Month:	District:	Row Filter:	View Filter:
2021	NOVEMBER	All	CHARGE TYPE	CATEGORIES

This page provides a monthly disposition breakdown and previous year comparison of juveniles processed at the JISC. The "OTHER" disposition category includes formal adjustments, individuals released without charging, and unspecified dispositions.

Totals can be filtered by arrest year, month, and district. Row selections can be made based on FBI UCR arrest charge type or community area or district of arrest. Column selections can be made based on disposition categories or row totals. Data run some time apart may result in slightly different totals due to expungements.

## Dispositions

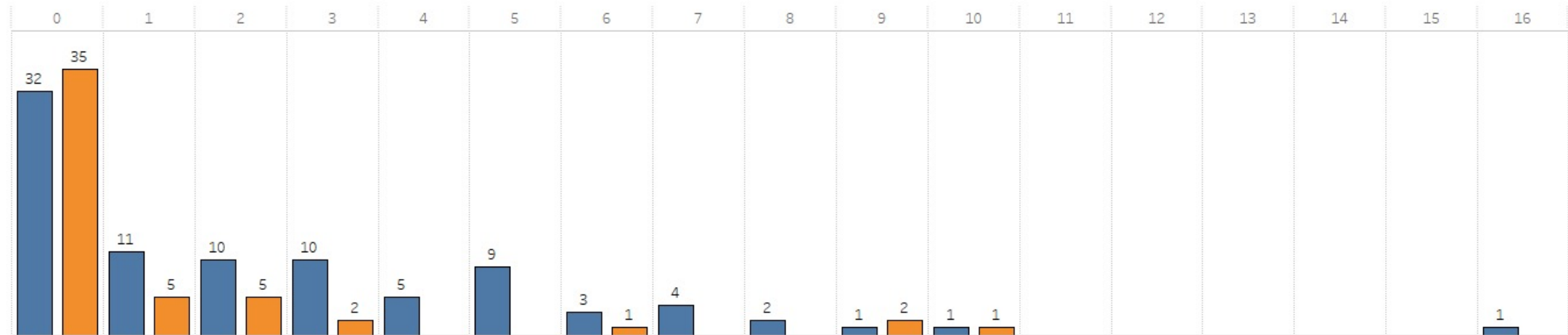
	STATION ADJUSTMENT										REFERRED TO COURT								OTHER		
	CTTV WORKSHOP & CASE MGMT		CTTV WORKSHOP ONLY		REFERRED TO AGENCY		RELEASED TO ADULT		CITY FUNDED CASE MGMT		HOME CONFINEMENT		SUARA CENTER		DETAINED		REFERRED TO COURT		OTHER		
	2020	2021	2020	2021	2020	2021	2020	2021	2020	2021	2020	2021	2020	2021	2020	2021	2020	2021	2020	2021	
ROBBERY	0	0	0	0	0	0	0	0	0	0	0	3	0	0	12	0	0	0	0	0	0
AGGRAVATED ASSAU..	0	0	0	0	0	0	0	0	0	0	0	0	0	0	0	0	2	2	0	0	
AGGRAVATED BATTE..	0	0	0	0	0	0	0	0	0	1	0	2	0	0	1	0	0	0	0	0	
BURGLARY	0	0	0	0	0	0	0	0	0	0	0	0	0	0	0	0	0	1	0	0	
LARCENY - THEFT	0	0	0	0	0	0	2	0	0	0	0	0	0	0	0	0	1	0	0	0	
MOTOR VEHICLE THEFT	4	1	7	1	1	0	0	1	0	0	1	1	0	0	2	1	10	9	0	0	
SIMPLE ASSAULT	0	0	0	0	1	0	0	1	0	1	0	0	0	0	0	0	1	0	0	0	
SIMPLE BATTERY	0	0	0	0	1	0	5	0	0	4	0	0	0	0	0	0	0	2	0	0	
VANDALISM	0	0	0	0	0	0	1	0	0	0	0	0	0	0	0	0	0	3	0	0	
WEAPONS	0	0	0	0	1	0	1	0	0	0	0	0	0	0	0	0	0	1	0	0	
DRUG ABUSE VIOLATI..	0	0	0	0	0	0	0	1	0	0	4	0	0	0	1	1	18	0	0	0	
DISORDERLY CONDUCT	0	0	0	0	0	0	1	3	0	3	0	1	0	0	0	0	0	1	0	0	
MISCELLANEOUS NO..	0	0	0	0	0	0	1	2	0	0	0	1	0	0	0	0	1	0	0	0	
MISCELLANEOUS MU..	0	0	0	0	0	0	1	0	0	0	0	0	0	0	0	0	0	0	0	0	
TRAFFIC VIOLATIONS	0	0	0	0	0	0	0	0	0	0	0	0	0	0	1	1	0	0	0	0	
WARRANT ARRESTS	0	0	0	0	0	0	0	0	0	0	0	0	0	0	7	2	0	0	0	0	
<b>TOTAL</b>	<b>4</b>	<b>1</b>	<b>7</b>	<b>1</b>	<b>4</b>	<b>0</b>	<b>12</b>	<b>8</b>	<b>0</b>	<b>9</b>	<b>5</b>	<b>8</b>	<b>0</b>	<b>0</b>	<b>24</b>	<b>5</b>	<b>33</b>	<b>19</b>	<b>0</b>	<b>0</b>	

# DATA FULFILLMENT & ANALYSIS | RECIDIVISM

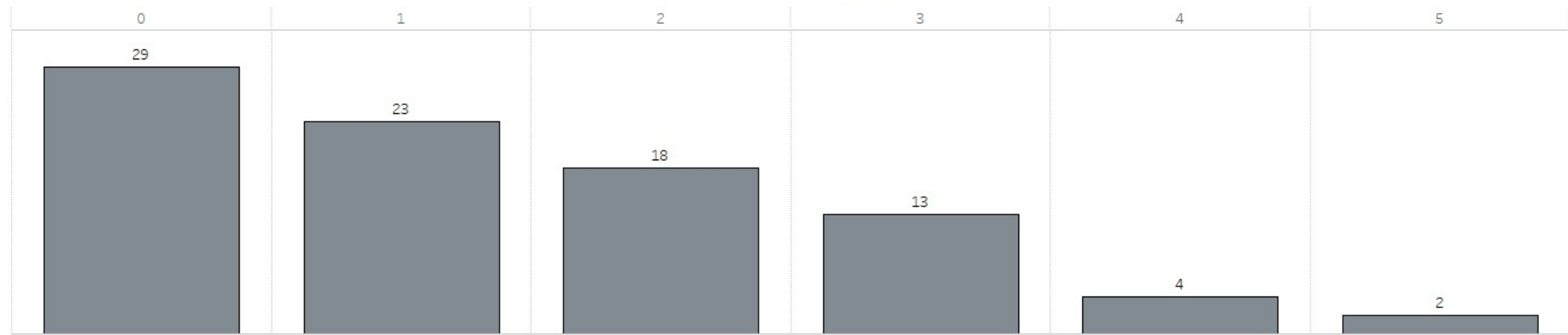
Year: 2021      Month: NOVEMBER      District: All      Year Legend: 2020 (blue) 2021 (orange)

This page provides a monthly breakdown and previous year comparison of the arrest history as well as next year recidivism rates of juveniles processed at the JISC. Arrest history is not available for expunged records. Subsequent arrest counts are based on the number of times an individual arrested during the selected month of the previous year was arrested at any point during the twelve months from the month of the initial arrest. Subsequent arrests may have occurred in the year of initial arrest or the selected year. Totals can be filtered by arrest year, month, and district. Data run some time apart may result in slightly different totals due to expungements.

## Prior Arrests



## Subsequent Arrests

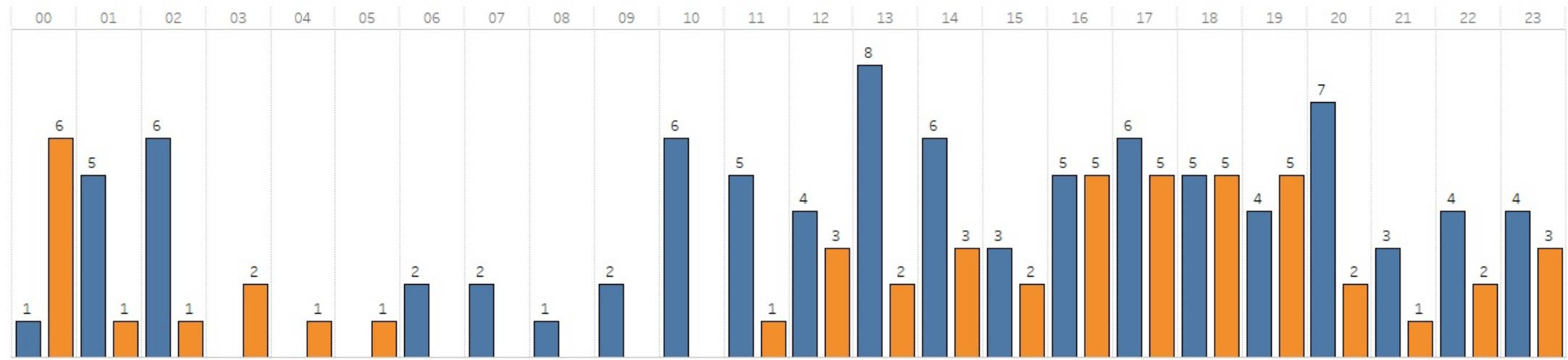


# DATA FULFILLMENT & ANALYSIS | ARRIVAL DATES & TIMES

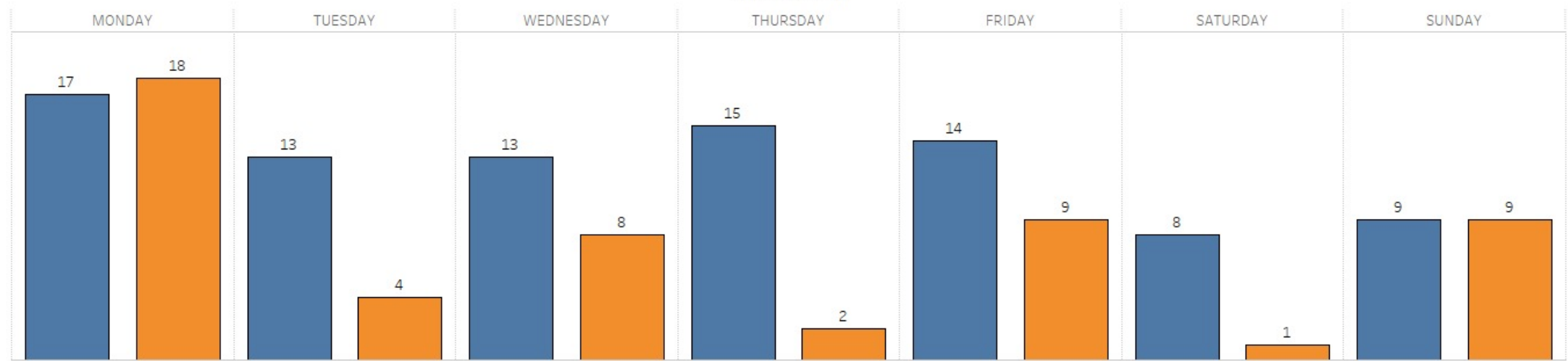
Year: 2021      Month: NOVEMBER      District: All      Year Legend: 2020 (blue), 2021 (orange)

This page provides a monthly arrival time breakdown and previous year comparison of juveniles processed at the JISC. Arrival time is based on the day or week and hour of day arrestee first arrived at the JISC. Totals can be filtered by arrest year, month, and district. Data run some time apart may result in slightly different totals due to expungements.

### Arrival Hour



### Arrival Day

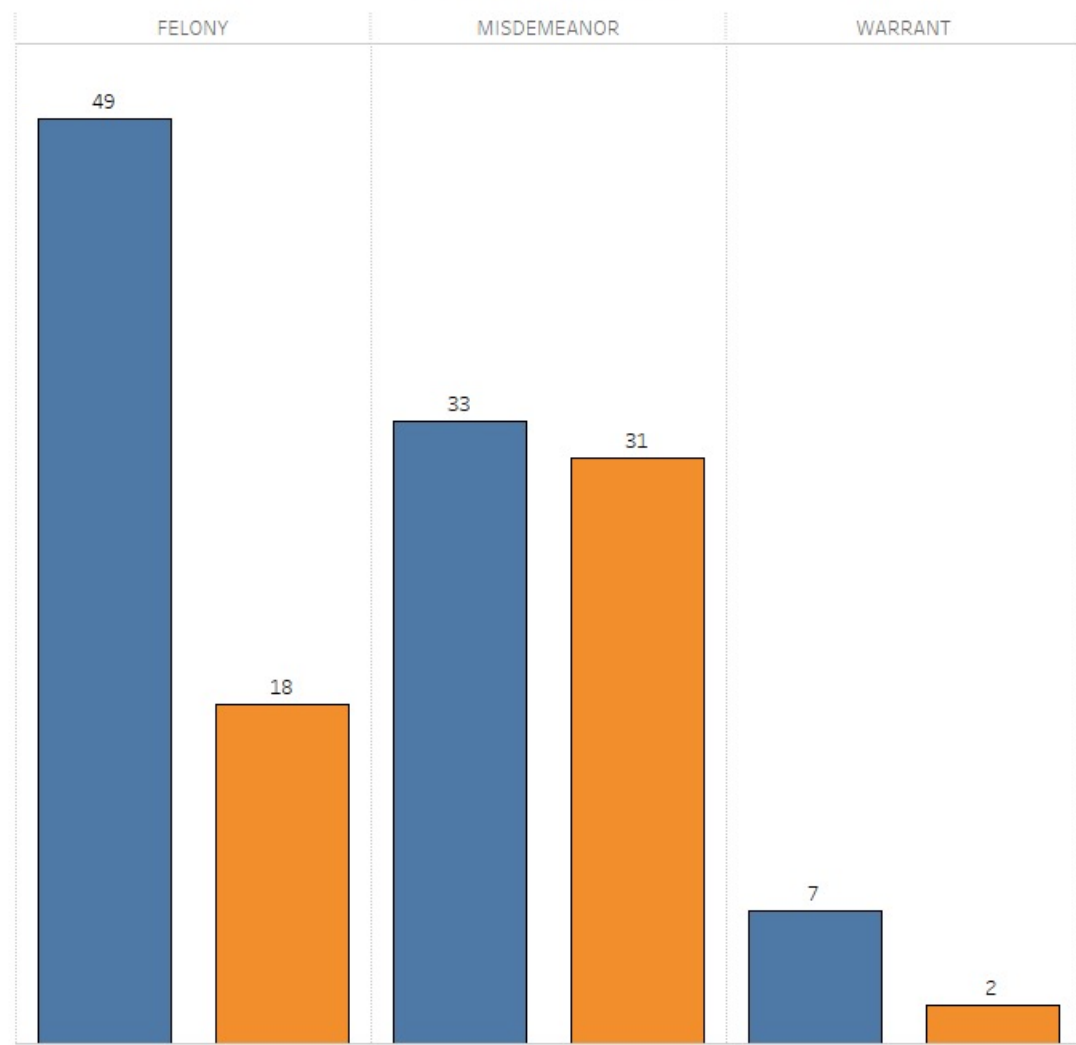


# DATA FULFILLMENT & ANALYSIS | ARREST TYPES

Year: 2021      Month: NOVEMBER      District: All      Year Legend: 2020 (blue square) 2021 (orange square)

This page provides a monthly arrest type breakdown and previous year comparison of juveniles processed at the JISC. Totals are given for arrest charge and FBI UCR arrest types. Totals can be filtered by arrest year, month, and district. Data run some time apart may result in slightly different totals due to expungements.

## Arrest Charge Type



## FBI Type Charge Description

	PREVIOUS YEAR	CURRENT YEAR	% CHANGE
ROBBERY	12	3	-75%
AGGRAVATED ASSAULT	2	2	0%
AGGRAVATED BATTERY	1	3	200%
BURGLARY	0	1	
LARCENY - THEFT	3	0	-100%
MOTOR VEHICLE THEFT	25	14	-44%
SIMPLE ASSAULT	2	2	0%
SIMPLE BATTERY	6	6	0%
VANDALISM	1	3	200%
WEAPONS	2	1	-50%
DRUG ABUSE VIOLATIONS	23	2	-91%
DISORDERLY CONDUCT	1	8	700%
MISCELLANEOUS NON-INDEX OF..	2	3	50%
MISCELLANEOUS MUNICIPAL CO..	1	0	-100%
TRAFFIC VIOLATIONS	1	1	0%
WARRANT ARRESTS	7	2	-71%
<b>TOTAL</b>	<b>89</b>	<b>51</b>	<b>-43%</b>

# DATA FULFILLMENT & ANALYSIS | ALTERNATE DISPOSITIONS

Year:

2021

Month:

NOVEMBER

District:

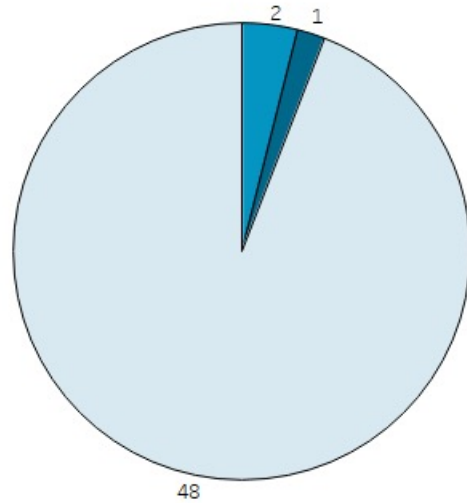
All

This page provides a breakdown of alternate dispositions for juveniles processed at the JISC. A "HIGHER ALTERNATE DISPOSITION" of "YES" indicates an alternate disposition higher than the calculated disposition was used. A "HIGHER ALTERNATE DISPOSITION" of "NO" or "NULL" indicates negative.

The alternate disposition indicator was added to the data warehouse in November 2020; data is unavailable for earlier arrests. The "SUMMARY" field is not a required application field and may not always be populated for higher alternate disposition types.

Totals can be filtered by arrest year, month, and district. Data run some time apart may result in slightly different totals due to expungements.

## Alternate Dispositions



HIGHER ALTERNATE DISPOSITION: ■ YES ■ NO  NULL

## Summary Notes

HIGHER ALTERNATE DISPOSITION:

SUMMARY

YES

MINOR'S BACKGROUND OF VIOLENCE AND REFUSAL OF SERVICES

THE MINOR HAS BACKGROUND OF VIOLENCE AND IS REFERRED TO COURT.