


ALBANY PARK * ARCHER HEIGHTS * ARMOUR SQUARE * ASHBURN * AUBURN GRESHAM * AUSTIN * AVALON PARK * AVONDALE * BELMONT CRAGIN * BEVERLY * BRIDGEPORT * BRIGHTON PARK * BURNSIDE * CALUMET HEIGHTS * CHATHAM * CHICAGO LAWN * CLEARING * DOUGLAS * DUNNING * EAST GARFIELD PARK * EAST SIDE * EDGEWATER * EDISON PARK * ENGLEWOOD * FOREST GLEN * FULLER PARK * GAGE

CITY OF CHICAGO



* MORGAN PARK * MOUNT GREENWOOD * NEAR NORTH SIDE * NEAR SOUTH SIDE * NEAR WEST SIDE * NEW CITY * NORTH CENTER * NORTH LAWDALE * NORTH PARK * NORWOOD PARK * OAKLAND * OHARE * PORTAGE PARK * PULLMAN * RIVERDALE * ROGERS PARK * ROSELAND * SOUTH CHICAGO * SOUTH DEERING * SOUTH LAWDALE * SOUTH SHORE * UPTOWN * WASHINGTON HEIGHTS * WASHINGTON PARK * WEST ELSDON * WEST ENGLEWOOD * WEST GARFIELD PARK * WEST LAWN * WEST PULLMAN * WEST RIDGE * WEST TOWN * WOODLAWN

2023

CHICAGO RECOVERY PLAN

PROGRESS UPDATE

ASHBURN * AUBURN GRESHAM * AUSTIN * AVALON PARK * AVONDALE * BELMONT CRAGIN * BEVERLY * BRIDGEPORT * BRIGHTON PARK * BURNSIDE * CALUMET HEIGHTS * CHATHAM * CHICAGO LAWN * CLEARING * DOUGLAS * DUNNING * EAST GARFIELD PARK * EAST SIDE * EDGEWATER * EDISON PARK * ENGLEWOOD * FOREST GLEN * FULLER PARK * GAGE PARK * GARFIELD RIDGE * GRAND BOULEVARD * GREATER GRAND CROSSING * HEGEWISCH * HERMOSA * HUMBOLDT PARK * HYDE PARK * IRVING PARK * JEFFERSON PARK * KENWOOD * LAKE VIEW * LINCOLN PARK * LINCOLN SQUARE * LOGAN SQUARE * LOOP * LOWER WEST SIDE * MCKINLEY PARK * MONTCLARE * MORGAN PARK * MOUNT GREENWOOD * NEAR NORTH SIDE * NEAR SOUTH SIDE * NEAR WEST SIDE * NEW CITY * NORTH CENTER * NORTH LAWDALE * NORTH PARK * NORWOOD PARK * OAKLAND * OHARE * PORTAGE PARK * PULLMAN * RIVERDALE * ROGERS PARK * ROSELAND * SOUTH CHICAGO * SOUTH DEERING * SOUTH LAWDALE * SOUTH SHORE * UPTOWN * WASHINGTON HEIGHTS * WASHINGTON PARK * WEST ELSDON * WEST ENGLEWOOD * WEST GARFIELD PARK * WEST LAWN * WEST PULLMAN * WEST RIDGE * WEST TOWN * WOODLAWN * ALBANY PARK * ARCHER HEIGHTS * ARMOUR SQUARE * ASHBURN * AUBURN GRESHAM * AUSTIN * AVALON PARK * AVONDALE * BELMONT CRAGIN * BEVERLY * BRIDGEPORT * BRIGHTON PARK * BURNSIDE * CALUMET HEIGHTS * CHATHAM * CHICAGO LAWN * CLEARING * DOUGLAS * DUNNING * EAST GARFIELD PARK * EAST SIDE * EDGEWATER * EDISON PARK * ENGLEWOOD * FOREST GLEN * FULLER PARK * GAGE PARK * GARFIELD RIDGE * GRAND BOULEVARD * GREATER GRAND CROSSING * HEGEWISCH * HERMOSA * HUMBOLDT PARK * HYDE PARK * IRVING PARK * JEFFERSON PARK * KENWOOD * LAKE VIEW * LINCOLN PARK * LINCOLN SQUARE * LOGAN SQUARE * LOOP * LOWER WEST SIDE * MCKINLEY PARK * MONTCLARE * MORGAN PARK * MOUNT GREENWOOD * NEAR NORTH SIDE * NEAR SOUTH SIDE * NEAR WEST SIDE * NEW CITY * NORTH CENTER * NORTH LAWDALE * NORTH PARK * NORWOOD PARK * OAKLAND * OHARE * PORTAGE PARK * PULLMAN * RIVERDALE * ROGERS PARK * ROSELAND * SOUTH CHICAGO * SOUTH DEERING * SOUTH LAWDALE * SOUTH SHORE * UPTOWN * WASHINGTON HEIGHTS * WASHINGTON PARK * WEST ELSDON * WEST ENGLEWOOD * WEST GARFIELD PARK * WEST LAWN * WEST PULLMAN * WEST RIDGE * WEST TOWN * WOODLAWN



MAYOR JORI E. LIGHTFOOT

ASHBURN * AUBURN GRESHAM * AUSTIN * AVALON PARK * AVONDALE * BELMONT CRAGIN * BEVERLY * BRIDGEPORT * BRIGHTON PARK * BURNSIDE * CALUMET HEIGHTS * CHATHAM * CHICAGO LAWN * CLEARING * DOUGLAS * DUNNING * EAST GARFIELD PARK * EAST SIDE * EDGEWATER * EDISON PARK * ENGLEWOOD * FOREST GLEN * FULLER PARK * GAGE PARK * GARFIELD RIDGE * GRAND BOULEVARD * GREATER GRAND CROSSING * HEGEWISCH * HERMOSA * HUMBOLDT PARK * HYDE PARK * IRVING PARK

Contents

EXECUTIVE SUMMARY 3

FUNDING SUMMARY 5

 Expected CRP Costs by Year 6

CHICAGO RECOVERY PLAN STRATEGIC THEMES..... 7

PROJECT STATUSES 9

 Priority Area: AFFORDABLE HOUSING 11

 Priority Area: ARTS & CULTURE 17

 Priority Area: ASSISTANCE TO FAMILIES 20

 Priority Area: CITY INFRASTRUCTURE AND PARKS 33

 Priority Area: CITY PRIORITIES FOR HEALTH AND WELLNESS 37

 Priority Area: COMMUNITY CLIMATE INVESTMENTS 50

 Priority Area COMMUNITY DEVELOPMENT 53

 Priority Area: ENVIRONMENTAL JUSTICE INITIATIVES 60

 Priority Area: HOMELESSNESS SUPPORT SERVICES 67

 Priority Area: SMALL BUSINESS AND WORKFORCE SUPPORT 73

 Priority Area: TOURISM & INDUSTRY SUPPORT 78

 Priority Area: VIOLENCE PREVENTION 81

 Priority Area: YOUTH OPPORTUNITIES 89

 Priority Area: ESSENTIAL CITY SERVICES 92



Executive Summary

EXECUTIVE SUMMARY

In response to the negative impacts of the Coronavirus disease (“COVID-19”), Congress appropriated \$350 billion to the State and Local Fiscal Recovery Fund under the American Rescue Plan Act of 2021 (“ARP”). The City of Chicago was allocated \$1.887 billion from the Local Fiscal Recovery Fund (“LFRF”) for expenditures incurred (subject to ARP criteria) beginning March 2021 through December 2024.

Through an extensive process of community engagement, consultation and analysis, the City developed an integrated plan designed to drive transformational change. This plan invests in two key areas: (i) significant investments in the well-being of people and communities to allow them to thrive and collectively improve community safety and (ii) strategic investments to create an equitable economic recovery for Chicago’s neighborhoods and the communities hardest hit by the pandemic. To catalyze and accelerate the impact that these core investments will have, the City has proposed to issue a general obligation bond to fund further initiatives. The City’s plan also includes investments in ongoing essential City services to sustain Chicago’s operations and pandemic response in the face of severe COVID-19-induced revenue declines.

The ARP LFRF funding, amplified by the authorization of a \$660 million general obligation bond, presents a once-in-a-lifetime opportunity for an equity-based investment strategy to catalyze a balanced economic recovery and long-term growth. The investments described in this document (the “**Chicago Recovery Plan**”) lay the foundation for this long-term growth and investment while meeting key needs of the City—providing direct relief for families, businesses and neighborhoods in urgent need of assistance as a result of the COVID-19 pandemic.

These investments support an equitable recovery based on a whole-of-government response to community safety, urgent assistance to families in need, access to reliable city services and a wide set of new economic opportunities.



Funding Summary

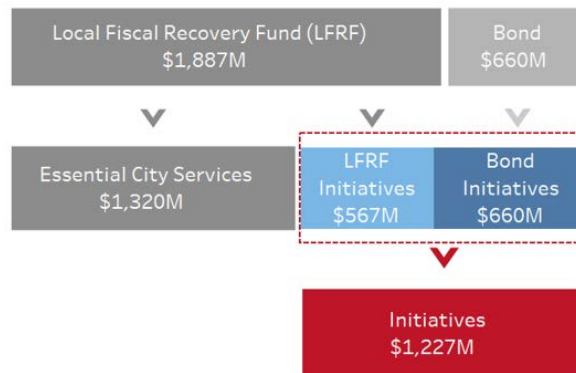
FUNDING SUMMARY

The nature and magnitude of the federal relief funds awarded to the City are a significant opportunity to catalyze the City's recovery from the health, economic and social consequences of the pandemic. The graphic below illustrates how the LFRF and the General Obligation Bond ("Bond"), totaling \$2.5 billion make up the City's recovery plan.



\$2,547M

The City's sources and uses of funds



EXPECTED CRP COSTS BY YEAR

This table reflects the expected flow of funds from 2022 through 2024. The amounts in the 2022 column reflect actual expended amounts, obligations, and projected obligations through the end of the year. The 2023 and 2024 columns reflect the amounts that are expected to be obligated through contracts and/or delegate agency awards in those years. Funds are expected to be fully exhausted by 2026. The estimated cashflow of the obligations will be dependent on various factors including award dates, billing schedules and payment processing time. Invoicing will last through 2026 for ARP LFRF funds, and beyond that timeframe for Bond funded programs.

It is also important to note that all of the bond-funded programs and a portion of the ARP-funded investments are one-time in nature (e.g., capital improvements, addressing specific pandemic harm and recovery from the pandemic). Many of the CRP projects are being developed and implemented with an evaluation of effectiveness in achieving the stated goals of the program. As the projects continue to develop, the City will continue to monitor the efficacy and sustainability of the investment.

Priority Area	2022 Spend + Projected	2023 Projected Obligations	2024 Projected Obligations
<i>Affordable Housing</i>	\$17.1	\$62.0	\$47.9
<i>Arts and Culture</i>	\$5.5	\$8.5	\$2.0
<i>Assistance to Families</i>	\$53.0	\$84.6	\$11.3
<i>City Infrastructure and Parks</i>	\$4.1	\$13.6	\$16.0
<i>City Priorities for Health and Wellness</i>	\$26.7	\$50.7	\$23.6
<i>Community Climate Investments</i>	\$5.9	\$30.8	\$36.7
<i>Community Development</i>	\$22.9	\$81.7	\$34.5
<i>Environmental Justice Initiatives</i>	\$7.6	\$23.2	\$19.4
<i>Homelessness Support Services</i>	\$49.6	\$43.1	\$16.2
<i>Small Business and Workforce Support</i>	\$14.8	\$45.0	\$24.3
<i>Tourism and Industry Support</i>	\$11.3	\$8.7	-
<i>Violence Prevention</i>	\$8.2	\$61.5	\$13.0
<i>Youth Opportunities</i>	\$24.9	\$25.0	\$15.0

*All numbers in the chart are in millions.
 ** Additional expenditures will occur in 2025 and 2026

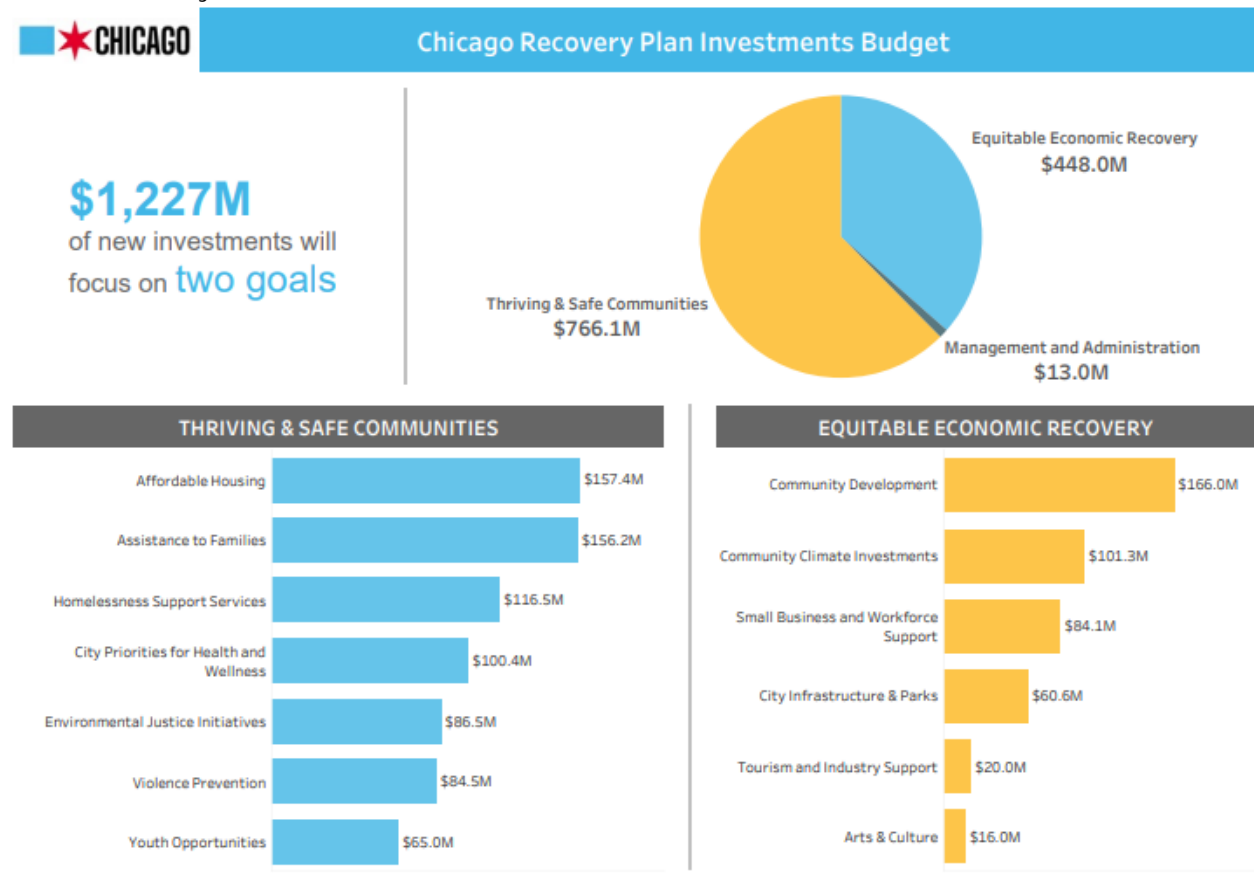
CHICAGO RECOVERY PLAN STRATEGIC THEMES

Thriving & Safe Communities

Emergency measures taken to mitigate COVID-19 unfortunately led to a sharp uptick in unemployment, food and housing insecurity, gaps in educational attainment and exacerbation of mental health issues. In response, the Chicago Recovery Plan will provide urgent assistance to families in need and invest in a broad array of approaches to public safety that address historical disinvestment and underlying causes of community violence.

Equitable Economic Recovery

The South and West sides of Chicago suffered from population decline, joblessness and store closures even before the damaging effects of COVID-19. The pandemic hit these neighborhoods particularly hard, and many businesses had difficulty securing federal funding in the first year of the pandemic. The Chicago Recovery Plan will invest holistically in the communities and industries hardest hit by the health, safety and economic impacts of the pandemic to support a more equitable economic recovery across the city.





Project Progress Updates

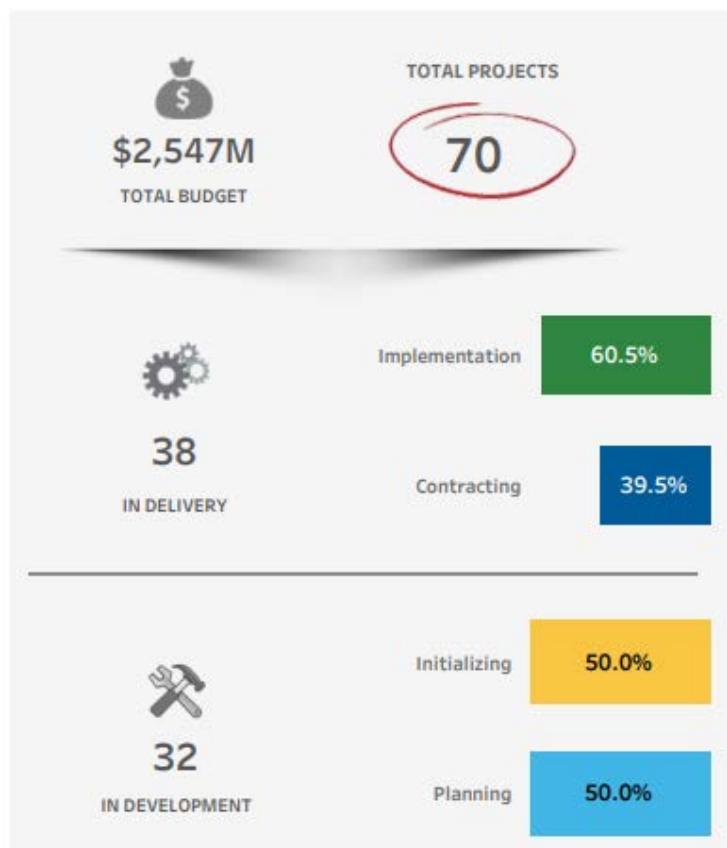
PROJECT STATUSES

This report outlines progress towards each priority area as well as updates on each project. To create transparency around project progress, the City has begun using “project status” as an indicator for where individual projects stand. This will ensure that the public has access to progress information while projects are in development and delivery. Below is a key to what each status indicates about a given project.

Planning	Projects are working through programmatic design and confirming that project design matches funding requirements for the use of funds (i.e. Treasury)
Initializing	Projects have been confirmed as eligible and are developing Requests for Proposals to determine who will deliver the program. Once the applications for program delivery are complete, projects move on to contracting
Contracting	Proposals have been received and the department administering the program will review and select the delegate agencies or contractors that best fit the needs of the program. During this phase, departments will negotiate contracts and complete the City’s procurement process
Implementation	When contracts have been executed, projects move into this phase. This is when the delegate agency or vendor begins delivering services and implementing the project
Complete	Projects that have exhausted funds and completed their projects will be moved into this phase

To date, there are 70 CRP-funded projects, with **more than half** of them **in delivery**. This means that a majority of projects have selected their delegate agencies and **are either preparing to deliver or have already begun to deliver services to Chicago residents.**

Please note: for the most current information on project status and financial information, please visit the Chicago Recovery Plan website, and click “Dashboards.”



Priority Area: AFFORDABLE HOUSING

Invest in new housing units and existing homes to provide affordable housing opportunities, including investments in mixed-use development, supporting families that seek to remain in their home, helping residents become homeowners, lead paint abatement and other owner-occupied repairs

Accomplishments		Budget	
24 <i>projects assisted with CRP funds</i>	\$6.5M <i>approved for home repairs</i>	<i>Allocation</i> \$152.4M	<i>Encumbered + Expended to date</i> \$450,000

Status	Planning	Initializing	Contracting	Implementation	Complete
# of Projects	-	2	3	-	-

UPDATES

Key Milestones

- Approximately \$6.5M in funding allocated for home repairs
- Underwriting on Affordable Housing projects has begun
- Four new Building Construction Inspectors onboarded
- Funds awarded to a delegate agency for expansion of the Mobility Grants Program for seniors

Impact

- Low- and moderate-income households will be provided with new affordable rental housing
- Support Chicago residents experiencing chronic homelessness to transition into long-term, stable housing

Next Steps

- Program administrator contracts are to be finalized in preparation for project implementation
- Request for Proposals to be released across all Affordable Housing Projects

AFFORDABLE HOUSING PROJECTS

Development of Mixed-Use Housing

Create mixed-use, multi-family housing developments in neighborhoods hardest-hit by COVID-19 through expanded investment and incentives programs

Department: Department of Housing

Total Budget: \$75,100,000

Funding Source: Bond

Project Status

Contracting

Project Activation

Q3 2022

Project Completion

Q2 2025

2022 Accomplishments

- Lined up CRP funds to assist 24 projects with almost 2,500 new or preserved affordable housing units
- Began underwriting process for all CRP funded projects

Encumbered & Expended to Date: \$0

Remaining 2022 Obligations: \$8,715,752

2023-2024 Obligations: \$59,580,282

2023 Goals

- Continue to underwrite, close, and break ground on CRP-funded developments
- Close 14 CRP-funded developments by end of 2023

Household Lead Abatement Program

Fund the removal of lead paint and other health hazards in homes to improve safety and health outcomes in homes with young children

Department: Chicago Department of Public Health

Total Budget: \$47,300,000

Funding Source: Bond

Project Status	Project Activation	Project Completion
Initializing	Q4 2022	Q4 2026

2022 Accomplishments

- Designed parameters for an expanded and enhanced lead abatement and healthy homes program
- Onboarded a team of four new Building Construction Inspectors to conduct inspections and identify lead and other health and safety hazards in homes with young children
- Initiated training for licensure of new inspectors
- Finalizing two Requests for Proposals by end of year for delegate agencies to hire and manage contractors to complete the lead abatement and healthy homes improvements
- Developed program policies and procedures, including application materials and unit eligibility criteria by end of year

Encumbered & Expended to Date: \$0

Remaining 2022 Obligations: \$160,000

2023-2024 Obligations: \$23,570,000

2023 Goals

- Release Requests for Proposals to secure program proposal requests and execute contracts with delegate agencies to complete lead mitigation and healthy home improvements
- Hire and onboard all remaining program staff to support families with an application
- Complete the inspection and mitigation of lead and other health hazard for an initial 125 units

Owner-Occupied Repair Grants

Provide forgivable loans and grants to qualified homeowners for rehab and repair services that will help them safely remain in their homes

Department: Department of Housing

Total Budget: \$18,000,000

Funding Source: Bond

Project Status	Project Activation	Project Completion
Implementation	Q3 2022	Q2 2025

2022 Accomplishments

- City Council passed the Homeowner’s Association/Coop loan fund ordinance, which will be funded by CRP
- Awarded funds to a delegate agency for expansion of the Mobility Grants Program for senior homeowners
- Approved additional contracting capacity to fund \$6.5 million in home repairs

Encumbered & Expended to Date: \$450,000

Remaining 2022 Obligations: \$3,908,690

2023-2024 Obligations: \$13,582,680

2023 Goals

- Clear backlog of Home Repair Program applications with additional CRP funding
- Continue increasing funding for Mobility Grant Program for senior homeowners
- Execute contract and begin implementation work under the Homeowner’s Association/Coop loan fund ordinance to stabilize HOAs and Coops at risk of conversion in high-pressure housing market areas

Acquisition Rehab Program for Small and Mid-Sized Buildings

Identify and restore troubled and abandoned homes and buildings in priority neighborhoods to support community investment

Department: Department of Housing

Total Budget: \$12,000,000

Funding Source: Bond

Project Status	Project Activation	Project Completion
Contracting	Q3 2022	Q2 2025

2022 Accomplishments

- Prepared contracts for the Chicago Neighborhood Rebuild Program to acquire small and mid-size residential buildings across South and West Sides
- Passed the Single Room Occupancy loan fund ordinance through Council to allow CRP funding for naturally occurring affordable housing and reduce the risk of SRO conversions

Encumbered & Expended to Date: \$0

Remaining 2022 Obligations: \$1,229,878

2023-2024 Obligations: \$10,650,244

2023 Goals

- Execute contract and begin implementation work under Single Room Occupancy (SRO) loan fund ordinance
- Target two to three buildings at the community scale to fund for acquisition and rehabilitation for long term use as affordable rental or affordable ownership housing

Direct Homebuyer Assistance Program

Program to provide forgivable loans and grants to homebuyers in neighborhoods most acutely affected by the COVID-19 pandemic to expand homeownership

Department: Department of Housing

Total Budget: \$5,000,000

Funding Source: Bond

Project Status

Initializing

Project Activation

Q3 2022

Project Completion

Q2 2023

2022 Accomplishments

- Identified priority areas for affordable housing development on city-owned vacant lots ready for Chicago Land Sales launch in 2022

Encumbered & Expended to Date: \$0

Remaining 2022 Obligations: \$2,500,000

2023-2024 Obligations: \$2,500,000

2023 Goals

- Launch CRP homebuyer assistance program and provide purchase assistance to 50 low- and moderate-income (LMI) homebuyers
- Launch support programs to fund the advancement of emerging limited equity affordable homeownership models, including co-ops and land trusts

Priority Area: ARTS & CULTURE

Investment in arts-based organizations and artists in Chicago that drive cultural opportunities, neighborhood beautification initiatives and opportunities to elevate diverse voices and experiences

Accomplishments		Budget	
189 program applicants	47 grantees announced in September	Allocation \$16M	Encumbered + Expended to date \$0
\$5.5M in contracting currently			

Status	Planning	Initializing	Contracting	Implementation	Complete
# of Projects	-	1	1	-	-

UPDATES

Key Milestones

- The first round of grants will be awarded in 2022 for the Together We Heal Grants, totaling roughly \$5.5 million in grants directly to communities
- Engaged community stakeholders and conducted a survey to gauge community needs for those who do not otherwise qualify for federal grant programs
- Analyzed engagement process results to effectively tailor program to recipients' needs

Impact

- Low- and moderate-income communities, particularly those who lack access to public spaces will be the main beneficiaries of these programs
- Individual artists, creative workers and cultural organizations will be eligible to receive grants through these programs

Next Steps

- Contracts will be executed for the programs for the Nov. 2022 – Nov. 2024 granting period
- Launch programmatic content for grant recipients

ARTS & CULTURE PROJECTS

Together We Heal Grants

Support for projects that utilize community engagement to produce cultural projects including community-led public art installations, historical walking tours, neighborhood and educational websites, pop-up galleries, and other cultural activations

Department: Department of Cultural Affairs and Special Events

Total Budget: \$6,000,000

Funding Source: ARP LFRF

Project Status

Contracting

Project Activation

Q4 2022

Project Completion

Q4 2024

2022 Accomplishments

- Created and convened grant panels to review grant applications for projects that highlight community histories and cultural assets
- Received over 180 applications during the grant submission period and final grants were awarded
- Selected 47 grantees to implement projects in their communities, with funding totaling roughly \$5.5 million

Encumbered & Expended to Date: \$0

Remaining 2022 Obligations: \$5,500,000

2023-2024 Obligations: \$500,000

2023 Goals

- Support the grant recipients through the completion of their projects
- Begin programmatic content for recipients, including cohort meetings, site visits and technical assistance

Artist Relief and Works Fund

Target relief for individual artists and cultural organizations not eligible for other federal relief programs. Recovery grants will provide targeted support to organizations, while creative worker assistance will focus on creating supports and services for creative workers through a delegate agency

Department: Department of Cultural Affairs and Special Events

Total Budget: \$10,000,000

Funding Source: ARP LFRF

Project Status

Initializing

Project Activation

Q3 2022

Project Completion

Q4 2024

2022 Accomplishments

- Conducted community engagement sessions in collaboration with Arts Alliance Illinois and Chicago Cultural Alliance and issued a survey in January to assess community needs and determine the best use of funds
- Completed an assessment of the engagement process and analyzed the Performing Arts convening and survey
- Grants to artist Request for Proposals to be finalized and program timeline designed before the end of 2022

Encumbered & Expended to Date: \$0

2023-2024 Obligations: \$10,000,000

2023 Goals

- Issue Request for Proposals and open grant submission processes
- Select artists, local museums and other art and educational organizations who will receive grants and begin projects

Priority Area: ASSISTANCE TO FAMILIES

Understand families' needs and connect them with critical resources to improve health outcomes and increase opportunities, including case grants, legal assistance, broadband and water accessibility, workforce development, and navigation services for families, students and underserved populations.

Accomplishments		Budget	
5,000 households enrolled in direct cash payment program	340 community members engaged in Community Conversations	Allocation \$156.2M	Encumbered + Expended to date \$33.1M
		\$22.9M in contracts currently	

Status	Planning	Initializing	Contracting	Implementation	Complete
# of Projects	4	2	3	3	-

UPDATES

Key Milestones

- Sought community input to ensure program designs effectively and efficiently meet the needs of recipients
- Applications for the Chicago Resilient Communities Pilot were completed and all families have received their first two direct payments
- Contracts to delegate agencies have been awarded to support legal and financial needs

Impact

- Projects under this priority will impact the whole city, but specifically center around those areas that were disproportionately harmed by the COVID-19 pandemic

Next Steps

- Launch various Requests for Proposals to select delegate agencies, and execute contracts

ASSISTANCE TO FAMILIES PROJECTS

211 System

Through the launch of a comprehensive health and human services system, 211, residents will be able to call, text, or web chat with live agents and get information or referrals for any health or human service they may need. This takes the burden of navigating a complex system of social services in Chicago off residents, allowing them to access the resources they need to recover from the negative social, economic, and health impacts of the pandemic

Department: Department of Family and Support Services

Total Budget: \$5,408,554

Funding Source: ARP LFRF

Project Status

Planning

Project Activation

Q2 2022

Project Completion

Q4 2024

2022 Accomplishments

- Gathered stakeholder input on operational design recommendations through 211 Advisory Council
- Contracted with a delegate agency to build and operate 211
- Worked with delegate to create 211 database of service providers
- Launched 211 website in the third quarter of 2022
- Launching 211 text messaging and web chat services in the fourth quarter of 2022

Encumbered & Expended to Date: \$0

2023-2024 Obligations: \$5,408,554

2023 Goals

- Launch 211 phone line in first quarter of 2022
- Once operational, ensure the following call metrics: answer calls between 90 and 120 seconds or less;
- Call abandonment rate below 10%
- Call contact time between six and ten minutes
- Obtain an 80% satisfaction rate with 211 Metro Chicago services across phone, text, and chat
- 80% of users report that they received services

Chicago Resilient Communities Pilot

The Chicago Resilient Communities Pilot is a \$31.5 million dollar commitment from Mayor Lori Lightfoot and the City of Chicago's Department of Family and Support Services to support low-income residents negatively impacted by the COVID-19 pandemic. 5,006 Chicagoans were selected through an open application and a citywide lottery to receive \$500 per month for twelve months. The first set of monthly payments were distributed to participants in June 2022

Department: Department of Family and Support Services

Total Budget: \$31,500,000

Funding Source: ARP LFRF

Project Status

Implementation

Project Activation

Q1 2022

Project Completion

Q4 2024

2022 Accomplishments

- Completed a competitive Request for Proposals process and determined which delegate agencies would deliver the program
- Launched and citywide application and received about 176,000 applications
- Delivering monthly payments by ACH and prepaid debit card to all 5,006 participants
- Launched a blog series in August 2022 and trained a cohort to share implementation and participant impact stories
- Introduced monthly resource emails in September to inform applicants about other city and state resources and assistance programs for food, housing, education, financial wellness and more

Encumbered & Expended to Date: \$31,148,961

2023-2024 Obligations: \$351,039

2023 Goals

- Complete delivery of all 12 payments to families who are participating in the study
- Conduct research activities to evaluate program administration and impact
- Inform local, state and federal policymakers on the impact of the pilot program

Chicago Student Aid Program

"Chicago Transition to the Trades" is a new initiative focused on equipping future trades workers with the education they will need to comfortably move from school to a union job in the fields of construction, mechanical, industrial or transportation. Enrolled students will be provided with wraparound services in career attainment as well as direct cash assistance for required costs such as licenses, transportation and work supplies

Department: Office of Budget and Management

Total Budget: \$20,000,000

Funding Source: ARP LFRF

Project Status

Planning

Project Activation

Q4 2022

Project Completion

Q4 2026

2022 Accomplishments

- Drafted project Request for Proposals to publish before the close of the year
- Completed project scope development and will issue the request for proposals by the fourth quarter of 2022
- Interviewed key stakeholders and developed project eligibility and outcomes

Encumbered & Expended to Date: \$0

Remaining 2022 Obligations: \$20,000,000

2023 Goals

- Evaluate Request for Proposal applications and complete delegate agency selection
- Begin program delivery and refine programs throughout the grant period to ensure successful delivery

Community Justice Initiative

The Community Justice Initiative provides legal education workshops on topics like the school to prison pipeline, know your rights when encountering police, employment, school and housing rights. Residents are also eligible to receive civil legal representation in addition to assistance with juvenile and adult record expungement and sealing

Department: Department of Family and Support Services

Total Budget: \$3,000,000

Funding Source: ARP LFRF

Project Status

Implementation

Project Activation

Q1 2022

Project Completion

Q4 2024

2022 Accomplishments

- Hosted "Know Your Rights" workshops, with over 11,900 people in attendance
- Began offering legal services, with over 2,000 individuals served

Encumbered & Expended to Date: \$900,000

2023-2024 Obligations: \$2,100,000

2023 Goals

- Continue to host the Know Your Rights workshops, with a goal of 16,000 attendees over the next year
- Continue legal services and expand legal services offerings to include criminal defense

Community Resource Navigators

Building on initial investments in the COVID-19 Contract Tracing Corps, local organizations hire and train navigators from priority neighborhoods to form a public health outreach, education, and resource coordination workforce. The Response Corps links community members to health and social services through neighborhood events, canvassing and a call center, and will provide hyperlocal connection to the 211 system when it is operational

Department: Chicago Department of Public Health

Total Budget: \$9,714,430

Funding Source: ARP LFRF

Project Status	Project Activation	Project Completion
Contracting	Q2 2022	Q4 2024

2022 Accomplishments

- Completed Request for Proposal process for “Mobilizing and Sustaining a Chicago Community Health Response Corps” and selected Chicago Cook Workforce Partnership as lead coordinating organization. Contract execution anticipated before end of 2022
- Finalize scope of work and budget for Community Health Response Corps by end of year
- Fund at least 10 community-based organization to hire, train, and mobilize Corps members by the end of the fourth quarter

Encumbered & Expended to Date: \$77,774

Remaining 2022 Obligations: \$7,000,000

2023-2024 Obligations: \$2,636,656

2023 Goals

- Implement program to provide resource coordination services for at least 50,000 residents in priority community areas
- Deliver new community health activations to address chronic health needs

Legal Protection Fund

Provide free advocacy and legal services to immigrants and refugees, including unaccompanied children. This includes services such as applying for immigration status, accessing protections and due process, and courtroom representation. The program also funds community navigators to conduct outreach to immigrant populations and connect them to legal services and other relevant programs

Department: Department of Family and Support Services

Total Budget: \$3,000,000

Funding Source: ARP LFRF

Project Status

Implementation

Project Activation

Q1 2022

Project Completion

Q4 2024

2022 Accomplishments

- Contracted with a delegate agency to deliver legal services to Chicago residents and began program implementation
- Provided legal services to 455 people, and held Know Your Rights workshops for 16,420 residents

Encumbered & Expended to Date: \$1,000,000

2023-2024 Obligations: \$2,000,000

2023 Goals

- Continue to deliver legal services, providing support to over 500 people
- Conduct at least 250 Know Your Rights Workshops under this program

Neighborhood Broadband Connectivity

Expand Chicago Connected by funding neighborhood-scale broadband, which leverage City assets to increase broadband affordability and accessibility in communities

Department: Office of Budget and Management

Total Budget: \$28,000,000

Funding Source: ARP LFRF & Bond

Project Status	Project Activation	Project Completion
Planning	Q4 2023	Q4 2026

2022 Accomplishments

- Began working with third-party broadband experts (the Broadband Equity Partnership) to advise on the City's broadband connectivity strategy and use of ARP and Bond funds
- Launched a Citywide Digital Equity Survey to quantitatively understand barriers to digital equity, availability of current options, ability to pay, and digital literacy needs
- Hosted 13 Community Conversations through the Chicago Digital Equity Council to understand barriers to digital equity in the least connected areas of the City, engaging more the 340 community members
- Released a Request for Information seeking recommendations on how to leverage public assets and funds to increase broadband access in the least connected communities

Encumbered & Expended to Date: \$0

2023-2024 Obligations: \$18,000,000

2023 Goals

- Evaluate Request for Information responses and conduct interviews with subset of respondents
- Release a Request for Proposals to solicit proposals for neighborhood connectivity solutions, informed by Request for Information learnings; Make selections and start implementation
- Roll out digital literacy and device programming
- Publish a citywide digital equity plan

Nonprofit Relief and Capacity Building

Provide financial and technical assistance to stabilize and build capacity of community-based organizations serving low-to-moderate income communities

Department: Department of Business Affairs and Consumer Protection

Total Budget: \$18,000,000

Funding Source: ARP LFRF

Project Status

Contracting

Project Activation

Q1 2022

Project Completion

Q4 2024

2022 Accomplishments

- Completed scope development and released the first Request for Proposals to include readiness summits, application assistance workshops and community-based outreach
- The first round of delegate agencies administering the project will have contracts valuing a total of \$2 million that are to be signed before the end of the year
- Selected seven awardees to support the administration of the project, including small-group workshops, informational summits and community-based outreach

Encumbered & Expended to Date: \$0

Remaining 2022 Obligations: \$2,000,000

2023-2024 Obligations: \$16,000,000

2023 Goals

- Begin program implementation through delegate agencies, including technical assistance and capacity building services for disproportionately impacted nonprofit organizations
- Increase the number of successful Request for Proposal applications for all grant-funded opportunities through the City by supporting nonprofits in the application process
- Release a second Request for Proposals, including targeted support for nonprofits through a multi-year program with cohort of disproportionately impacted nonprofits

Workforce Development Program

Improve quality of life for Chicago's most vulnerable residents by helping them attain employment and increase their income. The program will provide supportive career pathway and navigation services, workforce coaching, job training and placement

Department: Department of Family and Support Services

Total Budget: \$9,527,227

Funding Source: ARP LFRF

Project Status	Project Activation	Project Completion
Initializing	Q4 2022	Q4 2024

2022 Accomplishments

- Partnered with City Colleges to complete design of a paid apprenticeship and workforce support program, with a focus on recruitment from community areas with the highest rates of unemployment
- Launched City Colleges paid apprenticeship program for Transportation, Delivery, and Logistics in September 2022, with additional apprenticeship opportunities launched by end of the year
- Completed design of a pilot apprenticeship program to create pathways to City jobs for returning residents

Encumbered & Expended to Date: \$0

2023-2024 Obligations: \$9,527,227

2023 Goals

- Continue enrollment in paid apprenticeship program at City Colleges
- Launch pilot apprenticeship program to create pathways to City jobs for returning residents

Resiliency Fund 2.0

Provide one-time, \$500 relief payments to up to 25,500 low-income residents who have been negatively impacted by COVID-19 and faced barriers to qualifying for prior federal stimulus payments. The focus populations for the fund are undocumented residents, and households with dependent youth and dependent adults, both of whom were ineligible for 202 federal stimulus economic impact payment

Department: Department of Family and Support Services

Total Budget: \$10,495,723

Funding Source: ARP LFRF

Project Status

Contracting

Project Activation

Q3 2022

Project Completion

Q4 2024

2022 Accomplishments

- Developed the scope and program structure
- Selected the delegate agency that will administer the program and the lead agency for outreach
- Beginning payments to individuals before the end of 2022

Encumbered & Expended to Date: \$0

Remaining 2022 Obligations: \$10,495,723

2023 Goals

- Provide 25,500 individuals with one-time relief payments

Domestic Worker Cash Assistance

Provide one-time, \$500 relief payments to low-income domestic workers who have been negatively impacted by COVID-19

Department: Department of Family and Support Services

Total Budget: \$4,595,723

Funding Source: ARP LFRF

Project Status Contracting	Project Activation Q1 2023	Project Completion Q4 2024
--------------------------------------	--------------------------------------	--------------------------------------

2022 Accomplishments

- Designed the scope of the project to ensure compliance with Treasury regulations and maximize impact for a severely impacted industry
- Selected the agency that will administer the program and the lead agency for outreach
- Beginning payments to individuals before the end of 2022

Encumbered & Expended to Date: \$0

Remaining 2022 Obligations: \$4,595,723

2023 Goals

- Begin payments to individuals in early 2023

Water Reconnection Program

Complete plumbing and water reconnection repairs for households unable to make repairs necessary to access clean municipal water source. Comprehensive project scope also includes lead service line replacements, meter installations, private drain repairs, environmental remediation and restoration

Department: Department of Water Management

Total Budget: \$13,000,000

Funding Source: Bond

Project Status

Initializing

Project Activation

Q4 2022

Project Completion

Q4 2026

2022 Accomplishments

- Finalized program scope with an internal working group

Encumbered & Expended to Date: \$0

Remaining 2022 Obligations: \$250,000

2023-2024 Obligations: \$5,350,000

2023 Goals

- Integrate Water Reconnection within DWM's overall capital program to comprehensively address any issues associated with water services that have been previously disconnected
- Address Water Reconnection issues in 200 homes
- Refine program based on initial results to ensure that reconnected properties benefit from the full spectrum of DWM services

Priority Area: CITY INFRASTRUCTURE AND PARKS

City infrastructures spans both the digital and physical space and requires key upgrades to meet residents’ needs in the 21st century. The City plans to make investments in services that residents need and invest in spaces such as parks for them to enjoy and work in.

Accomplishments		Budget	
Launched community engagement efforts	10 Chicago Splash projects started or completed	Allocation \$60.6M	Encumbered + Expended to date \$40,000

Status	Planning	Initializing	Contracting	Implementation	Complete
# of Projects	1	2	-	-	-

UPDATES

Key Milestones

- Began community engagement initiatives to help connect with communities to bring changes to their parks as they see fit
- Identification of priority locations has begun, as well as infrastructure and broadband assessments
- Started or completed 10 Chicago Splash projects

Impact

- All community areas with a focus on those most impacted by the COVID-19 pandemic
- Increased community engagement in local communities on park infrastructure projects, with particular attention on Chicago’s South and West Sides

Next Steps

- Execute contracts and begin delivering IT updates to create better communication about City projects

PARKS AND INFRASTRUCTURE PROJECTS

Neighborhood Parks Improvements

Invest in neighborhood park improvements, including beautification, expansion of recreation and accessibility

Department: Chicago Park District

Total Budget: \$27,600,000

Funding Source: Bond

Project Status

Initializing

Project Activation

Q2 2023

Project Completion

Q1 2026

2022 Accomplishments

- Refined project scope to include Chicago Splash, Vacant Lots, Artificial Turf Fields, and Pickleball Mania
- Began community outreach and program planning to identify priority park and Pickleball Mania locations
- Started or completed construction on 10 Chicago Splash projects
- Coordinated with City partners and began environmental assessments for Vacant Lots

Encumbered & Expended to Date: \$0

Remaining 2022 Obligations: \$3,600,000

2023-2024 Obligations: \$12,000,000

2023 Goals

- Complete design and begin construction at a minimum of 10 park locations, including artificial turf fields and pickleball courts
- Finalize priority locations for acquisition, procure environmental reporting as necessary, begin site activations for vacant lots
- Develop program locations for artificial turf fields and procure design services
- Finalize priority locations for Pickleball Mania, and design and implement at a minimum of 20 courts

Updates to City Digital Services

Invest in IT and digital service delivery teams to improve the effectiveness of relief and support programs addressing negative economic impacts exacerbated by the pandemic

Department: Department of Assets, Information & Services, Mayors Office,
Department of Housing

Total Budget: \$25,000,000

Funding Source: ARP LFRF & Bond

Project Status	Project Activation	Project Completion
Planning	Q2 2022	Q2 2026

2022 Accomplishments

- Laid the groundwork to develop an IT plan and prepare for upgrades and contracting
- Contracted with consultants to assess existing infrastructure and develop strategies for program delivery

Encumbered & Expended to Date: \$40,000

2023-2024 Obligations: \$3,600,000

2023 Goals

- Execute a contract to deliver enhancements to the city’s websites including mobile app enhancements and website adjustments for accessibility

Park Infrastructure Improvements

Expand public broadband network at field houses for use by community residents

Department: Chicago Park District

Total Budget: \$8,000,000

Funding Source: Bond

Project Status

Initializing

Project Activation

Q4 2022

Project Completion

Q1 2026

2022 Accomplishments

- Assessed existing technology infrastructure
- Identified priority park locations based on census data, existing infrastructure, and INVEST South/West work
- Coordinated with City of Chicago Broadband expansion efforts

Encumbered & Expended to Date: \$0

Remaining 2022 Obligations: \$500,000

2023-2024 Obligations: \$4,000,000

2023 Goals

- Conduct local community outreach
- Complete design and procure delegate agency for construction
- Complete installation at a minimum of 15 park locations

Priority Area: CITY PRIORITIES FOR HEALTH AND WELLNESS

Address root causes of health issues through extensive public health investments, including investments in family, maternal, and mental health, and support for victims of gender-based violence, and holistic health priorities like environmental justice and food equity.

Accomplishments		Budget	
600 <i>Estimated number of survivors to receive legal assistance by 2024</i>	24,845 <i>Chicago residents received mental health services in 2022 (Jan. – June)</i>	<i>Allocation</i> \$102M	<i>Encumbered + Expended</i> \$1.5M
		\$9.2M <i>in contracting</i>	\$7M <i>out in Request for Proposal solicitations</i>

Status	Planning	Initializing	Contracting	Implementation	Complete
# of Projects	4	2	3	3	-

UPDATES

Key Milestones

- Delegate agencies for several programs have been selected
- Collaborated across City departments and community organizations to expand reach of existing programs

Impact

- Rental assistance will be provided to 75 households of Gender-Based Violence survivors
- 4,600 survivors of Gender-Based Violence will receive \$1,000 one-time payments
- Communities across the city will benefit from a variety of projects oriented towards wellness
- Expanded network of Trauma-Informed Centers of Care (TICC) to operate in 51 of Chicago's 77 community areas to date, with all 77 areas served by the end of 2022

Next Steps

- Contracts will be executed for the programs for the Nov. 2022 – Nov. 2024 granting period
- Continue expansion of the Family Connects program to include seven remaining birthing hospitals and offer services to all Chicago families with newborns

CITY PRIORITIES FOR HEALTH AND WELLNESS PROJECTS

911 Alternative Response (CARE)

The 911 Alternative Response initiative will improve the City's response to 911 calls with a behavioral health component by piloting new approaches to 911 call diversion, alternate responses, and establishing alternate destinations for patient transport. Funding will allow for the creation of new teams that will serve community areas prioritized based on the volume of 911 calls with a behavioral health component

Department: Chicago Department of Public Health

Total Budget: \$15,000,000

Funding Source: ARP LFRF

Project Status

Implementation

Project Activation

Q2 2022

Project Completion

Q4 2026

2022 Accomplishments

- Worked collaboratively with CFD, CPD and OEMC to launch an alternate response team including a mental health clinician and community paramedic
- Launched public data dashboard with program data updated weekly
- Expanded mental health clinician support in 911 call center to 4-5 days/week
- Conducting an evaluation through the University of Chicago's Health Lab
- Engaging technical assistance partners to enhance operations

Encumbered & Expended to Date: \$0

2023-2024 Obligations: \$15,000,000

2023 Goals

- Continue to update the public data dashboard
- Launch substance use-focused alternate response team
- Execute program revisions based on evaluations with the University of Chicago's Health lab, and enhance program through continued technical assistance provided by the Harvard Government Performance Lab and Meadows Mental Health Institute
- Expand program operations to include new community areas and shifts, based on initial pilot learnings

COVID-19 Emergency Response

Additional funding for Chicago's emergency response to the COVID-19 pandemic. Funds are managed by the Office of Budget and Management, but a portion are also earmarked for City Council to use in response to continuing pandemic needs

Department: Office of Budget and Management

Total Budget: \$2,277,573

Funding Source: ARP LFRF

Project Status

Implementation

Project Activation

Q1 2022

Project Completion

Q2 2024

2022 Accomplishments

- Funds are set aside for emergency response concerns and are used as needed

Encumbered & Expended to Date: \$213,898

2023 Goals

- Continue to use these funds and make them accessible for the City's response to the COVID-19 pandemic

Emergency Fund for GBV Survivors

Provide one-time emergency financial assistance to survivors of gender-based violence to support economic security and achieving safety and well-being

Department: Department of Family and Support Services

Total Budget: \$5,000,000

Funding Source: ARP LFRF

Project Status

Contracting

Project Activation

Q3 2022

Project Completion

Q4 2024

2022 Accomplishments

- Released the Request for Proposals for this project at the start of 2022 and selected delegate agency to complete project build out and begin implementation
- Contract is being executed and will be complete before the end of the year
- First round of beneficiary applications to open before the close of the year

Encumbered & Expended to Date: \$0

Remaining 2022 Obligations: \$5,000,000

2023 Goals

- Complete an evaluation of preliminary data on applications and distribution of resources to refine program and establish safeguards to ensure funds reach populations defined in program scope
- Launch second and third round of applications and payments
- Conduct final analysis and release results of the program

Family Connects Program

Scale evidence-based program that combines engagement and alignment of community service providers with short-term nurse home visiting for all birthing persons, newborns, and their families to be citywide. The home visit includes an assessment of physical and mental health for the birthing person and newborn, as well as comprehensive needs of all family members, providing education and connection to resources (e.g., healthcare and community services)

Department: Chicago Department of Public Health

Total Budget: \$24,297,288

Funding Source: ARP LFRF

Project Status

Contracting

Project Activation

Q4 2022

Project Completion

Q4 2024

2022 Accomplishments

- Four additional birthing hospitals will join the existing network of hospitals
- Created Memorandum of Understanding for three hospitals using City nurses
- Released two Requests for Proposals for delegate agencies to lead the formation and operation of six regional community alignment boards composed of health and social service providers, early childhood providers, individual community members, advocates, and other birthing parent child health stakeholders in the identification and coordination of community services to meet the needs of families
- Contracts awarded to delegates for four of six community alignment boards
- Complete selection of and contracting delegate agencies for all six regions by end of year
- Hiring additional nursing and program staff by end of year: nurse managers to support hospital implementation, home visiting nurses, public health administrators to support community alignment work and an epidemiologist to support data analysis and reporting

Encumbered & Expended to Date: \$285,647

2023-2024 Obligations: \$24,011,641

2023 Goals

- Complete contracting process with the remaining seven birthing hospitals
- Complete the Family Connects International program certification process by reaching 60-70% of the patients at the initial pilot hospital
- Complete staffing and training of additional home visiting nurses
- By year end, offer the service to all Chicago families with newborns

Gender-based Violence Prevention, Education and Training

Provide prevention education on gender-based violence (GBV) for both youth and caregivers with the goal of enhancing the current and future safety and stability of youth through awareness education and resources for further assistance

Department: Department of Family and Support Services

Total Budget: \$6,225,000

Funding Source: ARP LFRF & Bond

Project Status	Project Activation	Project Completion
Planning	Q4 2022	Q4 2024

2022 Accomplishments

- Designed the program and drafted the Request for Proposals, with a release date in the fourth quarter of 2022
- Select delegate agencies and prepare for program implementation before end of 2022

Encumbered & Expended to Date: \$0

Remaining 2022 Obligations: \$5,000,000

2023-2024 Obligations: \$1,225,000

2023 Goals

- Distribute educational materials and resources through workshops and events to increase awareness about the impact of Gender-Based Violence and Human Trafficking
- Improve youth safety by dismantling the stigma and myths related to the type of violence through community events

Gender-Based Violence Victim Services to Young People

Provide age-appropriate, trauma-informed and culturally appropriate services, such as ongoing comprehensive case management, clinical services, and counseling, to youth impacted by gender-based violence (GBV) and/or human trafficking (HT) in Chicago

Department: Department of Family and Support Services

Total Budget: \$5,000,000

Funding Source: ARP LFRF

Project Status	Project Activation	Project Completion
Initializing	Q4 2022	Q4 2024

2022 Accomplishments

- Completed program design and ensured program compliance
- Prepared the Request for Proposals to implement the program, which will be released in the fourth quarter of 2022

Encumbered & Expended to Date: \$0

2023-2024 Obligations: \$5,000,000

2023 Goals

- Provide direct service, such as outreach, behavioral health, and case management services to youth from 14-24
- Connect youth and caregivers to wraparound services to address health, education, workforce, housing, and food insecurities
- Conduct community outreach and education training events to educate individuals about the impacts of Gender-Based Violence and Human Trafficking

Good Food Fund

Drive transformative change to the city's food supply chain through supporting the launch of a Black and Indigenous People of Color-focused food business incubator model embedded in communities experiencing food insecurity and a history of disinvestment; and establishing a public-private Chicago Good Food Fund to provide start-up and other capital (grants and loans) and business assistance to BIPOC food producers and entrepreneurs in communities with limited access to healthy foods

Department: Department of Business Affairs and Consumer Protection

Total Budget: \$7,900,000

Funding Source: ARP LFRF

Project Status	Project Activation	Project Completion
Planning	Q4 2022	Q4 2024

2022 Accomplishments

- Partnered with the Food Equity Council to outline values and program outcomes
- Conducted community interviews and focus groups to inform program design and ensure the project satisfies the needs of the communities most impacted by the COVID-19 Pandemic and food insecurity

Encumbered & Expended to Date: \$0

2023-2024 Obligations: \$7,900,000

2023 Goals

- Release the Request for Proposals for a delegate agency to give grants and loans to start-up and operating food entrepreneurs
- Release a second Request for Proposals for a delegate to provide technical assistance and manage a food incubator program
- Execute contracts for both delegate agencies and begin program delivery

Urban Agriculture Program

Drive transformative change to the city's food supply chain through an investment in water, land, and capacity building projects to empower urban growers to foster resilience and support the long-term health of thousands of Chicago residents

Department: Department of Business Affairs and Consumer Protection

Total Budget: \$2,100,000

Funding Source: ARP LFRF

Project Status	Project Activation	Project Completion
Initializing	Q4 2022	Q4 2024

2022 Accomplishments

- Partnered with the Food Equity Council to identify priorities for urban agriculture work in Chicago
- Released a Request for Proposals valued at \$2 million for the new Community Growers Program to provide technical assistance and small grants to urban growers

Encumbered & Expended to Date: \$0

Remaining 2022 Obligations: \$2,000,000

2023-2024 Obligations: \$100,000

2023 Goals

- Begin urban agriculture projects within the Community Growers Program

Legal Services for Gender Based Violence Survivors

Enhance safety and stability for survivors seeking legal remedies in court (criminal and/or civil), immigration, housing and other systems in trauma-informed and culturally specific ways

Department: Department of Family and Support Services

Total Budget: \$4,137,000

Funding Source: ARP LFRF

Project Status

Implementation

Project Activation

Q3 2022

Project Completion

Q4 2024

2022 Accomplishments

- Designed program and released a Request for Proposals in the first quarter of 2022, and selected delegate agencies
- Contracts are being executed and should be complete at the start of the fourth quarter
- Services are to begin being provided to GBV survivors before the end of the year through the four delegate agencies

Encumbered & Expended to Date: \$0

Remaining 2022 Obligations: \$3,800,000

2023-2024 Obligations: \$337,000

2023 Goals

- Provide legal services to over 600 survivors, including orders of protection, family court, immigration, and sexual assault and stalking cases
- Deliver services through the end of the contracting period

Mental Health Equity Initiative

Strengthen mental health care citywide through trauma-informed centers of care, mobile team-based care, specialized services such as early-childhood mental health and mental health services for children with developmental disabilities, and residential or intensive outpatient treatment for persons with co-occurring mental health and substance use disorders

Department: Chicago Department of Public Health

Total Budget: \$18,529,422

Funding Source: ARP LFRF

Project Status	Project Activation	Project Completion
Planning	Q2 2022	Q4 2024

2022 Accomplishments

- Achieved goal of expanding the network of Trauma-Informed Centers of Care (TICC) which now operates in 51 of Chicago's 77 community areas
- Established a growing network of providers across the city including five mental health clinics operated by CDPH, 19 Federally Qualified Health Centers, 15 Community Mental Health Centers and 15 Community Based Organizations
- Established a database of safety net mental health clinics accessible through the City's mental health website and 211 system by the end of 2022

Encumbered & Expended to Date: \$1,200,000

2023-2024 Obligations: \$17,329,422

2023 Goals

- Continue to grow the network of providers to ensure that there is City-funded, barrier-free mental health services in each of the City's 77 neighborhoods

Rapid Rehousing Services for Gender-Based Violence Survivors

Eliminating barriers to move quickly into permanent housing. Rapid re-housing services are designed with a housing first approach to get families in permanent housing and support their stability once they are there. Survivors of gender-based violence (GBV) also require trauma-informed, comprehensive services to enhance and maintain their safety

Department: Department of Family and Support Services

Total Budget: \$4,638,000

Funding Source: ARP LFRF

Project Status

Contracting

Project Activation

Q3 2022

Project Completion

Q4 2026

2022 Accomplishments

- Drafted and published a Request for Proposals in the first quarter of 2022, and completed delegate agency selection in the third quarter of 2022
- Contract to be executed with All Chicago in partnership with The Network before the end of the year to ensure services get to residents quickly
- Beneficiaries of the program will receive supportive services before end of year

Encumbered & Expended to Date: \$0

Remaining 2022 Obligations: \$4,200,000

2023-2024 Obligations: \$438,000

2023 Goals

- Subcontracted agencies, selected through the delegate agency, to provide services and re-evaluate program design through data collection and analysis on an ongoing basis
- Deliver rapid rehousing support to 75 households
- Provide supportive services to 100 eligible Emergency Housing Voucher Holders from the Chicago Housing Authority

Sobering Center

Provide a safe place for publicly intoxicated individuals to sober up as an alternative to the emergency room or jail and, where appropriate, to provide a bridge to recovery. Individuals will be brought to the facility either by the Police Department, the Fire Department, or as a walk-in and will stay at the facility until they are sober and are in a condition to speak with a clinician. They will be expected to stay for 23 hours or less

Department: Chicago Department of Public Health

Total Budget: \$5,000,000

Funding Source: ARP LFRF

Project Status	Project Activation	Project Completion
Planning	Q2 2023	Q4 2026

2022 Accomplishments

- Finalized contracts with Region 11 Medical Directors to provide medical oversight to alternate response and alternate destination programs
- Implemented public health diversion portfolio across related programs, including Narcotics Arrest Diversion Program and High Utilizer Diversion Housing, which will impact program design and success for Sobering Center

Encumbered & Expended to Date: \$0

2023-2024 Obligations: \$5,000,000

2023 Goals

- Partner with OBM to develop a federally compliant program design
- Plan the implementation of Sobering Center and begin contracting to ensure program delivery begins

Priority Area: COMMUNITY CLIMATE INVESTMENTS

Make historic new investments in climate resilience infrastructure, including decarbonization of city buildings and vehicle fleets, as well as installation of solar projects and other community-based renewable energy sources.

Accomplishments		Budget	
106 charging stations purchased	Bike distribution began in 2022	Allocation \$101.3M	Encumbered + Expended to date \$2.1M

Status	Planning	Initializing	Contracting	Implementation	Complete
# of Projects	-	1	1	-	-

UPDATES

Key Milestones

- Launched low Carbon Mobility/Bike Program, beginning bike distribution to Chicagoans
- Purchased charging stations and electric vehicles
- Implemented a compost pilot within the NeighborSpace network

Impact

- The South and West Sides will largely benefit from these programs
- Clean water programming will directly impact the South Branch of the Chicago River

Next Steps

- Continue purchasing vehicles and supporting the bike distribution programs
- Issue Request for Proposals to begin programmatic delivery on all Community Climate Investment projects

COMMUNITY CLIMATE INVESTMENTS PROJECTS

Climate-Related Infrastructure Investments

Expand trail networks, create new waste diversion programs, execute public facility and fleet decarbonization, fund low carbon mobility infrastructure, mitigate waterway pollution, and remediate swathes of contaminated land

Department: Chicago Department of Transportation, Department of Streets and Sanitation, Chicago Department of Public Health

Total Budget: \$60,300,000

Funding Source: Bond

Project Status	Project Activation	Project Completion
Implementation	Q3 2022	Q4 2026

2022 Accomplishments

- Implemented a compost pilot within the NeighborSpace network, and three hoppers to outfit on back of DSS trucks for organic material collection
- Purchased 106 charging stations and 7 electric vehicles
- Received over 19,000 applications for the Bike Chicago Free Bike Distribution program and distributed 200 of the 5,000 total bicycles
- Selected and secured lots from the Cook County Land Bank Authority for environmental remediation and project development near little Calumet River
- Issued round three grant application for Community Infrastructure Grant Fund

Encumbered & Expended to Date: \$2,004,850

Remaining 2022 Obligations: \$3,766,068

2023-2024 Obligations: \$33,380,357

2023 Goals

- Establish a backyard composting program, purchase additional organic material collection equipment, and elevate composting opportunities at community gardens based on the NeighborSpace pilot
- Continue purchasing vehicles and charging stations; issue Request for Proposals to deliver 182 electric vehicles by end of 2023
- Open applications for second year of Bike Chicago Free Bike Distribution
- Environmental remediation on land near little Calumet River
- Select projects from the Community Infrastructure Grant Fund applications and disburse funds for implementation

Energy Efficiency and Renewable Energy Projects to Advance Climate Justice

Create energy investments in low and moderate income (LMI) homes, neighborhood anchor buildings and city-owned buildings; Execute retrofits and renewable energy projects to cornerstone neighborhood institutions (e.g., community centers and libraries), improving their long-term environmental and economic sustainability; pilot industrial energy efficiency and renewable energy projects

Department: Department of Housing, Department of Planning and Development, Department of Assets, Information and Services

Total Budget: \$41,000,000

Funding Source: Bond

Project Status	Project Activation	Project Completion
Contracting	Q2 2023	Q4 2026

2022 Accomplishments

- Identified housing preservation projects that may be good fits for decarbonization retrofits
- Drafted Request for Proposals and program language for Neighborhood Power Project that will retrofit buildings of community anchor institutions in historically disadvantaged and under-resourced communities
- Drafted Request for Proposals for Industrial Community Solar project
- Conduct solar viability assessments for 16 libraries located in historically disadvantaged and under-resourced communities

Encumbered & Expended to Date: \$93,497

2023-2024 Obligations: \$34,050,000

2023 Goals

- Scope, close, and begin construction on 2 or more multifamily housing preservation projects with substantive decarbonization included in rehab scope
- Publish Request for Proposals, select delegates, and begin work on a single family decarbonization program
- Select final library solar sites and award the contract to begin rooftop installations
- Contract construction for Community Solar and Neighborhood Power projects

Priority Area COMMUNITY DEVELOPMENT

Spur community-led development in disinvested neighborhoods and create community wealth by creating and expanding business and housing opportunities, including revitalizing vacant land, renovating vacant buildings, ETOD investments and other community wealth building strategies.

Accomplishments		Budget	
30+ lots designated for community vitality projects	Completed review on 8,300 lots	Allocation \$166M	Encumbered + Expended \$11M
		\$2M In Request for Proposal solicitations currently	

Status	Planning	Initializing	Contracting	Implementation	Complete
# of Projects	1	3	1	1	-

UPDATES

Key Milestones

- The third round of applications were accepted for the Vacant Building Rehabilitation Program
- \$39M in bond-funded grants awarded
- Over 130 vacant lots cleaned, greened, and prepared for sale

Impact

- Low- and moderate-income households will benefit from the ETOD program
- Vacant lot reduction and development will target small businesses, low- and moderate-income households will benefit
- Neighborhoods with high levels of violence are prioritized for vacant lot programming

Next Steps

- Determine the individuals to be awarded contracts from the round three application cycle on the Vacant Building Rehabilitation Program
- Launch the ETOD Request for Proposals to begin building capacity for the program
- Continue existing efforts on vacant lots and other projects aimed at reducing crime

COMMUNITY DEVELOPMENT PROJECTS

Vacant Lot Reduction Strategy

Reactivate vacant city-owned land and build community wealth by streamlining environmental reviews and transferring ownership to neighborhood residents for community benefit

Department: Department of Planning and Development, Department of Assets, Information and Services, Chicago Department of Transportation

Total Budget: \$87,000,000

Funding Source: ARP LFRF & Bond

Project Status

Implementation

Project Activation

Q2 2022

Project Completion

Q4 2026

2022 Accomplishments

- Identified 1,000 vacant lots to be marketed for sale in November to encourage community-directed use of vacant land and identified 300+ lots for construction of new housing units to increase homeownership on the South and West sides
- Cleaned and greened 130+ vacant lots
- Designated 30+ lots for projects that build community vitality, including Public Outdoor Plazas (POP!), arts activations, and urban agriculture
- Completed the environmental and historical review of 8,300 city-owned parcels of which 4,000 were found ready for sale or use
- Developed land sale program and public-facing website to advertise available City-owned properties for development across the South and West sides, and to provide buyers with critical information including land values, environmental condition, criteria for a successful application, and timeline for closing

Encumbered & Expended to Date: \$11,056,077

Remaining 2022 Obligations: \$6,391,212

2023-2024 Obligations: \$42,627,260

2023 Goals

- Close on land sold through new land sale program and launch next land sale round, incorporating learnings from initial pilot phase
- Begin the detailed environmental review of the 5,000 parcels that were not ready for sale to understand requirements to put them to productive use
- Identify parcels for environmental sampling and remediation
- Continue environmental remediation work on vacant lot and clean and green efforts in high violence areas

Vacant Buildings Rehabilitation

Rehabilitate vacant commercial and mixed-use buildings in neighborhood corridors for use by residents and business owners, emphasizing areas identified as key violence reduction areas

Department: Department of Planning and Development

Total Budget: \$54,000,000

Funding Source: Bond

Project Status

Contracting

Project Activation

Q4 2022

Project Completion

Q2 2024

2022 Accomplishments

- Released three community development grant Request for Proposals
- Awarded 64 projects in 37 community areas for a total value of \$35 million from CRP

Encumbered & Expended to Date: \$0

Remaining 2022 Obligations: \$3,500,000

2023-2024 Obligations: \$50,500,000

2023 Goals

- Continue to equitably disperse grants via a competitive process
- Continue to support grantees toward successful completion of their projects

Community Wealth Building: Small Business

Create a new economic development program to promote local, democratic, and shared ownership and control of small businesses; pilot investments in shared-equity models (e.g., worker cooperatives, housing cooperatives, community land trusts), giving historically disinvested communities more accessible and sustainable pathways to building wealth. Part of a series, this specific project will focus on supporting small businesses

Department: Department of Planning and Development

Total Budget: \$5,469,440

Funding Source: ARP LFRF

Project Status Initializing	Project Activation Q4 2022	Project Completion Q4 2024
---------------------------------------	--------------------------------------	--------------------------------------

2022 Accomplishments

- Completed project design, including refinement to align with Treasury requirements
- Released first Request for Proposals, providing funds for free technical assistance in highly specialized services to organizations
- Award delegate agencies contracts totaling \$1 million before the end of the year

Encumbered & Expended to Date: \$0

Remaining 2022 Obligations: \$1,000,000

2023-2024 Obligations: \$4,469,440

2023 Goals

- Create a Community Wealth Building Ecosystem by offering Technical Assistance to organizations seeking expertise in setting up community ownership models
- Select delegate agencies from the Request for Proposals released in 2022
- Award pre-development and development grants to eligible organizations via a competitive process

Community Wealth Building: Startups

Create a new economic development program to promote local, democratic, and shared ownership and control of startups; pilot investments in shared-equity models (e.g., worker cooperatives, housing cooperatives, community land trusts), giving historically disinvested communities more accessible and sustainable pathways to building wealth. Part of a series, this specific project will focus on supporting startups

Department: Department of Planning and Development

Total Budget: \$4,765,280

Funding Source: ARP LFRF

Project Status

Initializing

Project Activation

Q4 2022

Project Completion

Q4 2024

2022 Accomplishments

- Completed project design, including refinement to align with Treasury requirements
- Released first Request for Proposals, providing funds for free technical assistance in highly specialized services to organizations
- Award delegate agencies contracts totaling \$500,000 before the end of the year

Encumbered & Expended to Date: \$0

Remaining 2022 Obligations: \$500,000

2023-2024 Obligations: \$4,265,280

2023 Goals

- Create a Community Wealth Building Ecosystem by offering Technical Assistance to organizations seeking expertise in setting up community ownership models
- Select delegate agencies from the Request for Proposals released in 2022
- Award pre-development and development grants to eligible organizations via a competitive process

Community Wealth Building: Nonprofits

Create a new economic development program to promote local, democratic, and shared ownership and control of non-profits; pilot investments in shared-equity models (e.g., worker cooperatives, housing cooperatives, community land trusts), giving historically disinvested communities more accessible and sustainable pathways to building wealth. Part of a series, this specific project will focus on supporting nonprofit organizations

Department: Department of Planning and Development

Total Budget: \$4,765,280

Funding Source: ARP LFRF

Project Status

Initializing

Project Activation

Q4 2022

Project Completion

Q4 2024

2022 Accomplishments

- Completed project design, including refinement to align with Treasury requirements
- Released first Request for Proposals, providing funds for free technical assistance in highly specialized services to organizations
- Award delegate agencies contracts totaling \$500,000 before the end of the year

Encumbered & Expended to Date: \$0

Remaining 2022 Obligations: \$500,000

2023-2024 Obligations: \$4,265,280

2023 Goals

- Create a Community Wealth Building Ecosystem by offering Technical Assistance to organizations seeking expertise in setting up community ownership models
- Select delegate agencies from the Request for Proposals released in 2022
- Award pre-development and development grants to eligible organizations via a competitive process

Equitable Transit-Oriented Development (ETOD) Program

Advance local housing, public health, climate resiliency and economic recovery goals by supporting community-driven development near transit to foster healthy, walkable, affordable, and accessible communities

Department: Department of Planning and Development

Total Budget: \$10,000,000

Funding Source: ARP LFRF

Project Status

Planning

Project Activation

Q4 2022

Project Completion

Q4 2024

2022 Accomplishments

- Passed and adopted the Connect Communities Ordinance
- Releasing technical assistance Request for Proposals before end of 2022

Encumbered & Expended to Date: \$0

2023-2024 Obligations: \$10,000,000

2023 Goals

- Award pre-development and development grants to eligible organizations through a competitive request for proposals process
- Provide technical assistance to grass-roots groups advancing ETOD projects
- Support the development of businesses near and around transit

Priority Area: ENVIRONMENTAL JUSTICE INITIATIVES

Make historic new investments in environmental justice, including flood mitigation and green alleys in low-income neighborhoods, 'tree equity' to improve canopy coverage and foliage, and expand opportunities for environmental education and assessment within communities.

Accomplishments		Budget	
14,000 trees purchased	8 environmental staff hired	Allocation \$86.5M	Encumbered + Expended to date \$2.6M
		\$290,000 In contracts currently	

Status	Planning	Initializing	Contracting	Implementation	Complete
# of Projects	1	3	1	1	-

UPDATES

Key Milestones

- 14,000 trees purchased, with 9,281 planted to date
- Air quality monitors continue to be installed and software has been purchased to analyze data
- Purchased Envirosuite software for advanced modelling of air pollution

Impact

- Areas with higher rates of pollution are being targeted
- The South and West Sides, who were disproportionately impacted by the pandemic, are the focus of many initiatives

Next Steps

- Increase transparency through public awareness campaigns and public-facing dashboards that share air quality data
- Expand data collection and analysis to ensure effective service delivery

ENVIRONMENTAL JUSTICE INITIATIVES PROJECTS

Tree Canopy Equity Expansion Program

The City will plant approximately 75,000 trees across the city over the next five years. The tree equity strategy will prioritize the planting of trees in historically marginalized and underserved communities, equitably conveying ecosystem benefits to communities disproportionately impacted by the climate crisis

Department: Department of Streets and Sanitation, Chicago Department of Transportation

Total Budget: \$46,000,000

Funding Source: Bond

Project Status

Implementation

Project Activation

Q2 2022

Project Completion

Q4 2026

2022 Accomplishments

- Over 9,281 trees planted to date
- CDOT and DSS have issued a Request for Proposals for tree planting services expected to give the City greater tree planting capacity

Encumbered & Expended to Date: \$2,008,414

Remaining 2022 Obligations: \$1,039,508

2023-2024 Obligations: \$19,715,089

2023 Goals

- Release a new internal tree planting app to track work orders in real time
- Plant 15,000 new trees equitably across City neighborhoods

Neighborhood Climate Resiliency Projects

Expand green infrastructure and install new site-specific flood mitigation approaches to benefit underserved and overburdened communities; Build 20 Space to Grow projects on Chicago Public Schools property, providing ecosystem benefits and creating organic learning opportunities for local youth; Expand the acclaimed green alley program citywide

Department: Department of Water Management, Chicago Department of Transportation

Total Budget: \$25,800,000

Funding Source: Bond

Project Status

Implementation

Project Activation

Q3 2022

Project Completion

Q4 2026

2022 Accomplishments

- Construction completion anticipated for four Space to Grow gardens at schools

Encumbered & Expended to Date: \$0

Remaining 2022 Obligations: \$2,900,000

2023-2024 Obligations: \$9,768,800

2023 Goals

- Identify the next five schools for Space to Grow construction
- Complete soil testing, design and initiate the Request for Proposals process for the construction of green alleys
- Finalize project scope for RainReady Chatham and issue project Request for Proposals

EJ Seed Grants

Through the Environmental Justice (EJ) Seed Grants program, CDPH will partner with community stakeholders to ensure that the expansion of the citywide air monitoring network is conducted in a way that reflects community goals and the lived experience of people most affected by poor air quality. The EJ Seed Grants will compensate community-based organizations for their contributions to planning and implementation activities.

Department: Chicago Department of Public Health

Total Budget: \$1,051,345

Funding Source: ARP LFRF

Project Status

Planning

Project Activation

Q3 2022

Project Completion

Q4 2026

2022 Accomplishments

- Initiated engagement with environmental justice community-based organizations to collaborate on a citywide air monitoring strategy
- Explored supplemental funding opportunities with Bloomberg Philanthropy's Partnership for Healthy Cities (PHC)
- Co-develop air monitoring strategy project plan and budget with community partners through the end of 2022

Encumbered & Expended to Date: \$0

2023-2024 Obligations: \$1,051,345

2023 Goals

- Release Request for Proposals and award funds to delegate agencies to support the planning and implementation of air monitoring activities
- Purchase and begin local activations to deploy air monitors

Enhanced Data Collection and Analysis

CDPH will enhance environmental data collection and conduct analyses to better understand the distribution of pollutants and relative vulnerability of different Chicago neighborhoods through expansion of local air monitoring network, implementation of advanced modeling software, conducting a cumulative impact assessment, and developing internal and public-facing tools to visualize and access data. This project will create the evidence needed to target communities for permitting and inspections, and inform policy changes that will better protect vulnerable communities from pollution exposure

Department: Chicago Department of Public Health

Total Budget: \$2,992,915

Funding Source: ARP LFRF

Project Status

Implementation

Project Activation

Q3 2022

Project Completion

Q4 2026

2022 Accomplishments

- Initiated cumulative impact assessment planning with the Environmental Equity Working Group, U.S. Environmental Protection Agency (EPA), Illinois EPA, and Cook County
- Contracted with Tetra Tech and the Illinois Public Health Institute to assist with technical and health/racial equity components of the cumulative impact assessment
- Conducted qualitative review of community input to inform cumulative impact assessment of scope
- Purchased Envirosuite software for advanced modeling of air pollution
- Launch cumulative impact assessment work group for Data & Methods, Communications & Public Engagement, and Policy by the end of the year

Encumbered & Expended to Date: \$1,222

2023-2024 Obligations: \$2,991,693

2023 Goals

- Complete and publish a baseline cumulative impact assessment
- Install and maintain air monitors in vulnerable communities and at areas with heavy emission sources
- Continue to expand Envirosuite capabilities with monitoring devices
- Develop internal and public-facing platforms to provide more timely air quality data

Environmental Hazard Reduction Program

Invest in core capacity to address pollution, and environmental hazards in communities that drive inequitable health outcomes for residents by hiring additional staff for permitting and enforcement. This project will enhance communications and public engagement practices

Department: Chicago Department of Public Health

Total Budget: \$4,705,140

Funding Source: ARP LFRF

Project Status	Project Activation	Project Completion
Contracting	Q3 2022	Q4 2026

2022 Accomplishments

- Laid the groundwork for hiring criteria including candidate assessments
- Contracted with Jasculca Terman to create a strategic communications plan for the Office of Environmental Permitting and Inspections
- Enhanced public engagement guidelines and notification processes, and conducted communications focus groups with CDPH staff
- Expected website re-vamp for Office of Permitting and Inspections before the end of the year

Encumbered & Expended to Date: \$614,410

Remaining 2022 Obligations: \$297,657

2023-2024 Obligations: \$3,793,072

2023 Goals

- Complete hiring and onboarding for all funded positions on the Environmental Permitting and Inspections team
- Develop and disseminate communications to increase public awareness on a variety of environmental topics

Environmental Reviews

Provide environmental assessments, soil testing and remediation efforts to prepare impacted lots/land for further development

Department: Department of Assets, Information and Services, Department of Housing

Total Budget: \$6,000,000

Funding Source: Bond

Project Status

Implementation

Project Activation

Q3 2022

Project Completion

Q4 2024

2022 Accomplishments

- Executed contract for Reclaiming Communities initiative and have begun work in North Lawndale to prepare development sites for single family homeownership

Encumbered & Expended to Date: \$0

Remaining 2022 Obligations: \$808,563

2023-2024 Obligations: \$5,191,437

2023 Goals

- Provide land and site prep on City-owned vacant lots in North Lawndale for new single family home construction; transfer lots to builder who will complete buildings and sell houses at an affordable rate

Priority Area: HOMELESSNESS SUPPORT SERVICES

Offer essential housing services for people experiencing homelessness to create stability with the goal of ending chronic homelessness in Chicago, including increasing permanent supportive housing units, and establishing high utilizer diversion housing.

Accomplishments	
\$5M <i>In Permanent Supportive Housing Allocated</i>	3 <i>Requests for Proposals launched</i>

Budget	
<i>Allocation</i> \$116.5M	<i>Encumbered + Expended to date</i> \$18.7M

Status	Planning	Initializing	Contracting	Implementation	Complete
# of Projects	1	2	2	-	-

UPDATES

Key Milestones

- Three Requests for Proposals are prepared and ready to launch in the coming months
- \$5 million in Permanent Supportive Housing funds have been allocated
- Via Rapid Rehousing Program, continued support to households that received support through the Expedited Housing Initiative, minimizing disruptions to service delivery

Impact

- Individuals experiencing homelessness across all 77 community areas will benefit from these programs

Next Steps

- Launch and advertise Requests for Proposals for all Homelessness Support Services programs
- Review request for proposal applications for programs after their close and select delegate agencies or vendors
- Begin construction on multifamily developments and shelter renovations

HOMELESSNESS SUPPORT SERVICES PROJECTS

Permanent Supportive Housing

Create new units for permanent supportive housing across newly rehabilitated housing buildings

Department: Department of Housing

Total Budget: \$35,000,000

Funding Source: Bond

Project Status

Contracting

Project Activation

Q3 2022

Project Completion

Q2 2025

2022 Accomplishments

- Worked with developers responding to the 2021 Qualified Allocation Plan (QAP) to establish set-asides for Permanent Supportive Housing (PSH) within affordable rental buildings for the first time
- Selected “Sarah’s on Lakeside” in the QAP round, to be funded with CRP funding, which will provide units for single women

Encumbered & Expended to Date: \$0

Remaining 2022 Obligations: \$29,340

2023-2024 Obligations: \$34,941,320

2023 Goals

- Close and begin construction on eight multifamily developments from the 2021 QAP that are either 100% permanent supportive housing or include permanent supportive housing unit set-asides
- Design a permanent supportive housing “tract” within the 2023 QAP to specifically fund permanent supportive housing development
- Program remaining CRP funding through the selection of permanent supportive housing developments in the 2023 QAP

Non-Congregate Housing Program

Expand program to utilize former hotel and lodging buildings for use as permanent supportive housing

Department: Department of Housing, Department of Family and Support Services

Total Budget: \$30,000,000

Funding Source: Bond

Project Status

Initializing

Project Activation

Q3 2022

Project Completion

Q4 2023

2022 Accomplishments

- Completed program implementation strategy including drafting a Request for Proposals for shelter providers in need of non-congregate housing
- Released the Request for Proposals in the third quarter of 2022 and will assess responses before the close of the year

Encumbered & Expended to Date: \$0

Remaining 2022 Obligations: \$10,000,000

2023-2024 Obligations: \$20,000,000

2023 Goals

- Complete the grant negotiations and acquisition for three to six buildings for use by shelter operators
- Support acquisition and rehab of building for use by service providers

Rapid Rehousing Program

Extend and build on the Expedited Housing Initiative, a surge housing effort funded with \$35M in CARES Act funding, which helped over 1,800 Chicago households experiencing homelessness rapidly access housing and minimize the health risks of COVID-19. Continued investment in expanded rapid rehousing services for households experiencing homelessness in Chicago to rapidly exit from homeless shelters or unsheltered locations and maintain stable housing. Services include housing location, rental assistance, and case management services for up to 24 months

Department: Department of Family and Support Services

Total Budget: \$19,527,226

Funding Source: ARP LFRF

Project Status

Implementation

Project Activation

Q4 2022

Project Completion

Q4 2024

2022 Accomplishments

- Complete delegate contract by fourth quarter of 2022 as an extension of the Expedited Housing Initiative (EHI)
- Continue supporting households currently enrolled in rapid rehousing through the EHI initiative in the fourth quarter of 2022
- Begin enrolling new households in rapid rehousing in the fourth quarter of 2022

Encumbered & Expended to Date: \$18,710,119

2023-2024 Obligations: \$817,107

2023 Goals

- Rapidly rehouse an additional 400 households and continue supporting 1,000 households who have been in the rapid rehousing program for less than one year

Shelter Infrastructure Investments

Repair and make critical renovations to Chicago's homeless shelters, including conversion into non-congregate housing

Department: Department of Family and Support Services

Total Budget: \$20,000,000

Funding Source: Bond

Project Status

Planning

Project Activation

Q4 2022

Project Completion

Q1 2026

2022 Accomplishments

- Completed program implementation planning
- Contract for supporting renovation planning issued by fourth quarter of 2022

Encumbered & Expended to Date: \$0

Remaining 2022 Obligations: \$1,034,046

2023-2024 Obligations: \$11,325,715

2023 Goals

- Implement shelter renovations to ensure our homeless shelters adequately serve Chicago residents experiencing homelessness
- Transition 300 shelter beds to non-congregate settings, improving the health outcomes of individuals residing in shelters

High Utilizer Diversion Housing

Pilot a stabilization housing program for individuals with complex health conditions such as untreated serious mental illness, substance use disorders, and co-occurring disorders who cycle frequently through emergency rooms, jail, 911 services, and the shelter system. Program will provide behavioral health services to support stable housing for high utilizers of emergency services in order to divert them from the criminal justice system and other institutional settings

Department: Chicago Department of Public Health

Total Budget: \$12,000,000

Funding Source: ARP LFRF

Project Status

Planning

Project Activation

Q1 2023

Project Completion

Q4 2026

2022 Accomplishments

- Completed site visits for potential locations to implement the program
- CDPH to acquire sites before the end of 2022
- Release a Request for Proposals by the end of the year for a delegate agency to support site operations and on-site healthcare services
- Worked with community stakeholders to develop program eligibility and criteria and program implementation

Encumbered & Expended to Date: \$0

2023-2024 Obligations: \$12,000,000

2023 Goals

- Execute contracts with selected delegate agencies to deliver services to residents
- Select sites and acquire them to move forward with program delivery

Priority Area: SMALL BUSINESS AND WORKFORCE SUPPORT

Expand economic opportunity and catalyze growth in the hardest-hit neighborhoods and industries, by supporting small businesses and entrepreneurs, connecting residents with jobs, and increasing the vibrancy of commercial corridors.

Accomplishments		Budget	
12 <i>awards for POP! grants</i>	29 <i>commercial corridors covered</i>	<i>Allocation</i> \$84.1M	<i>Encumbered + Expended to date</i> \$7.3M

Status	Planning	Initializing	Contracting	Implementation	Complete
# of Projects	-	-	2	2	-

UPDATES

Key Milestones

- 12 grants awarded for Public Outdoor Plaza (POP!) projects to revitalize commercial corridors in 11 community areas
- 12 Corridor Ambassadors programs launched in 29 commercial corridors

Impact

- Nearly 6,000 residents in low- and moderate-income communities have increased access to healthy, inviting, outdoor gathering spaces
- Businesses in commercial corridors have begun to feel this impact

Next Steps

- Three more POP! Projects to complete construction in 2022
- Grant awards to delegate agencies as part of the holiday retail storefront activation

SMALL BUSINESS AND WORKFORCE SUPPORT PROJECTS

Community Development Program

Provide grants to holistically address vacancies and poor conditions along commercial corridors. This will include aid to small businesses to activate storefront interiors through pop-up or longer-term leases, artists to create exterior pieces that will engage the community and beautify the corridor, and funding for existing small businesses to complete facade improvements. Additionally, the POP! (Public Outdoor Plaza) program will convert vacant lots into temporary public gathering spaces, including spaces for public art projects, temporary sports facilities, and pop-up commercial spaces

Department: Department of Planning and Development

Total Budget: \$44,608,330

Funding Source: ARP LFRF & Bond

Project Status

Implementation

Project Activation

Q3 2022

Project Completion

Q4 2024

2022 Accomplishments

- Two Public Outdoor Plaza (POP!) Request for Proposals released
- 12 Courts awarded over 10 community areas totaling \$6 million, contracts to be signed before end of year
- Two POP! plazas have completed construction with three more due to do so before the end of the year

Encumbered & Expended to Date: \$2,800,000

Remaining 2022 Obligations: \$3,500,000

2023-2024 Obligations: \$38,308,330

2023 Goals

- Open the remaining POP! plazas
- Release Storefront Activation Request for Proposals, which will be another part of this project
- Activate six vacant or semi vacant storefronts in at least three corridors

Small Business Support Program

Support small businesses through tech enablement (access to technology tools and training), pooled back-office support resources (e.g., accountants), and ecosystem navigation (easier access to resources and navigation of processes)

Department: Department of Business Affairs and Consumer Protection

Total Budget: \$20,000,000

Funding Source: ARP LFRF

Project Status

Contracting

Project Activation

Q3 2022

Project Completion

Q4 2026

2022 Accomplishments

- Signed \$2 million contract with delegate agency to launch the Small Business Storefront Activation program
- Delegate agency began implementation, including pop-up shops and artist installations in commercial corridors
- Will launch the Small Business Tech Enablement Program to assist small businesses in tech setup and make them more competitive

Encumbered & Expended to Date: \$0

Remaining 2022 Obligations: \$2,000,000

2023-2024 Obligations: \$18,000,000

2023 Goals

- Launch two additional sub-programs, called the Business Services Front-door Navigator and the Business Capacity Building programs
- Continue implementation of existing programs and drive consumers to support small businesses

Street Ambassadors Program

Provide funding to organizations to staff Community Ambassadors on major commercial corridors across the city. Grantees will work with the City to hire and train local community members to create a visible, welcoming presence on commercial corridors that will encourage residents and visitors to frequent the local businesses and amenities on that corridor

Department: Department of Planning and Development

Total Budget: \$10,000,000

Funding Source: ARP LFRF

Project Status

Implementation

Project Activation

Q2 2022

Project Completion

Q4 2024

2022 Accomplishments

- Street Ambassador Request for Proposals released
- 29 corridors grants awarded in 15 community areas
- Over 100 street ambassadors hired as part of program implementation

Encumbered & Expended to Date: \$4,493,432

2023-2024 Obligations: \$5,506,568

2023 Goals

- Continue to support and strengthen the Street Ambassadors program

Re-entry Workforce Development Strategy

Expand the availability of reentry navigation services to returning residents at its four reentry hubs to create pathways to job training and opportunities in industry sectors with wages at or above the City's minimum wage as well as long-term career opportunities

Department: Department of Family and Support Services

Total Budget: \$9,527,226

Funding Source: ARP LFRF

Project Status

Contracting

Project Activation

Q4 2022

Project Completion

Q2 2024

2022 Accomplishments

- Completed program design, informed by recommendations from Chicago's Working Group on Returning Residents
- Awarded funds to expand re-entry navigation and workforce training services at four community re-entry centers with program implementation to begin before the end of the year

Encumbered & Expended to Date: \$0

2023-2024 Obligations: \$9,527,226

2023 Goals

- Connect 200 returning residents to supportive services focused on employment and housing
- Improve returning resident economic stability through workforce credentialing and high-quality job access at or above minimum wage

Priority Area: TOURISM & INDUSTRY SUPPORT

Support for Chicago's 'back to business' campaign, tourism/travel industry and promotion of new Chicago recreational and commercial opportunities.

Accomplishments		Budget	
25 <i>Neighborhoods will benefit from a coordinated ad and outreach campaign</i>		<i>Allocation</i> \$20M	<i>Encumbered + Expended to date</i> \$314,000
		\$11M <i>in contracting currently</i>	

Status	Planning	Initializing	Contracting	Implementation	Complete
# of Projects	-	-	-	2	-

UPDATES

Key Milestones

- Contract awarded to World Business Chicago and initiated developing a clear program structure to ensure success
- Completed scope of the Citywide Marketing to support the businesses most impacted by the COVID-19 Pandemic throughout the city

Impact

- At least 25 neighborhoods will benefit from the coordinated ad and outreach efforts
- Neighborhoods previously identified as part of the Invest South/West initiative, who are also disproportionately impacted by the pandemic, will be a focus of these projects

Next Steps

- Advertise the marketing Request for Proposals before the end of 2022 and award a grant to a delegate agency to support the recovery of the Tourism and Industry initiative

TOURISM & INDUSTRY SUPPORT PROJECTS

Central City Recovery Program

Provide funding to local community organizations, such as chambers of commerce, Special Service Area providers, and other nonprofit organizations to develop and implement diverse programming, commercial corridor activations, and attractions that will engage residents and tourists in Chicago's commercial corridors to address the impact resulting from the COVID-19 pandemic on small storefront businesses

Department: Department of Business Affairs and Consumer Protection

Total Budget: \$2,000,000

Funding Source: ARP LFRF

Project Status

Implementation

Project Activation

Q2 2022

Project Completion

Q4 2024

2022 Accomplishments

- Launched the Summer 2022 corridor activation program in the Central City area
- Will launch a city-wide holiday corridor activation program to drive consumers to support small businesses this holiday season

Encumbered & Expended to Date: \$314,000

Remaining 2022 Obligations: \$471,000

2023-2024 Obligations: \$1,215,000

2023 Goals

- Evaluate the success of the 2022 programs and find ways to support more local businesses
- Release additional corridor activations based on performance evaluation

Tourism and Hospitality Recovery

Drive tourism, particularly business tourism, across the city and provide direct support to impacted hospitality, retail, and live events business who experienced harm during the pandemic; conduct citywide marketing to drive tourism back to Chicago

Department: Department of Cultural Affairs and Special Events

Total Budget: \$18,000,000

Funding Source: ARP LFRF

Project Status

Implementation

Project Activation

Q2 2022

Project Completion

Q4 2024

2022 Accomplishments

- Awarded funding to World Business Chicago to develop planned events and activations to support the recovery of the industry
- Internal infrastructure developed to collaborate on the size and scope of events in support of vendors across neighborhoods
- Draft and advertise the Request for Proposals opportunity for Citywide Marketing before the end of the year
- Evaluate submissions and determine delegate agencies

Encumbered & Expended to Date: \$10,500,000

2023-2024 Obligations: \$7,500,000

2023 Goals

- Conduct targeted activations and events to support travel and tourism industries
- Award delegate agency contracts for Citywide Marketing, which will include an ad campaign for at least 25 neighborhoods to encourage tourism

Priority Area: VIOLENCE PREVENTION

Investments to reduce violence through outreach, diversion, victim support, and intervention services as well as improve City coordination strategies and response methods which address root causes such as mental health or lack of employment opportunities.

Accomplishments		Budget	
564 youth enrolled	15 neighborhoods on the South & West Sides prioritized	Allocation \$84.5M	Encumbered + Expended to date \$2.7M
		\$7M in contracting currently	

Status	Planning	Initializing	Contracting	Implementation	Complete
# of Projects	2	1	1	3	-

UPDATES

Key Milestones

- Enrolled over 500 youth in the SCan program, with the expectation of enrolling more before the year is over
- Delivered Mental Health Skills Building training to over 300 violence intervention providers in the 15 communities
- Launched High-Risk Intervention Teams in eight communities, with weekly shooting reviews and violence hot spot strategies

Impact

- 15 priority neighborhoods on the City's South and West Sides have been prioritized, although participants in programs come from all parts of the city

Next Steps

- Continue enrolling more young people in Youth Intervention programs
- Release Request for Proposals for outstanding Violence Prevention programs to identify delegate agencies

VIOLENCE PREVENTION PROJECTS

Community Safety Coordination Center (CSCC)

Support the administrative costs and hiring of staff for the Community Safety Coordination Center. Some of the key activities occurring in this project include engagement and coordination with community and government partners; strategic build out of high-risk intervention teams; and anti-violence marketing

Department: Chicago Department of Public Health

Total Budget: \$18,946,235

Funding Source: ARP LFRF

Project Status

Implementation

Project Activation

Q3 2021

Project Completion

Q4 2024

2022 Accomplishments

- Year-to-date (through September 11, 2022), across the 15 priority communities at the center of CSCC’s strategy, shootings are down 22.5% and homicides are down 21.7% compared to 2021, exceeding the overall citywide reductions of 18.7% in shootings and 15.5% in homicides over the same period
- Coordinated across all City departments and agencies to ensure a public health approach to violence reductions, including place-based approaches
- Launched High-Risk Intervention Teams in eight communities, with weekly shooting reviews and violence hot spot strategies, ensuring community members are at the center of hyperlocal strategies to address gun violence
- Delivered Mental Health Skills Building training to over 300 violence intervention providers in the 15 communities, including skills in coping and conflict resolution
- Raised awareness about the root causes of gun violence through the City’s first anti-violence marketing campaign, generating over 15 million online impressions

Encumbered & Expended to Date: \$550,116

2023-2024 Obligations: \$18,396,119

2023 Goals

- Launch a new program to provide cash assistance to victims of gun violence, reducing the trauma of financial stressors after an act of violence
- Expand High-Risk Intervention Teams to all 15 communities
- Develop and launch a marketing campaign to encourage adult engagement with youth in their communities

Community Violence Interventions

Support those at highest risk of violence through street outreach and violence interruption, coupled with case management and connections to mental health services, workforce development and employment opportunities, and other wraparound services

Department: Chicago Department of Public Health

Total Budget: \$16,112,077

Funding Source: ARP LFRF

Project Status	Project Activation	Project Completion
Contracting	Q3 2021	Q4 2024

2022 Accomplishments

- Increased the number of community violence intervention (CVI) organizations to 18 in 25 community areas
- Paired the City-funded CVI organizations with best-in-class training from the Metropolitan Peace Academy and evaluators from Northwestern's Neighborhood and Network Initiative
- Conducted initial evaluations and results show that fatal and non-fatal gunshot injuries among participants were 20% lower in the 18 months following participation and more than 30% in the 24 months after participation
- Found that arrests for violence crime among participants were 28% lower in the 18 months following participation and 17% lower in the following 24 months

Encumbered & Expended to Date: \$0

Remaining 2022 Obligations: \$7,000,000

2023-2024 Obligations: \$9,112,077

2023 Goals

- Continue to promote coordination between funded CVI organizations and other community partners, including hospitals and victim service providers

Place-Based Violence Interventions

Coordinate place-based violence interventions that address the infrastructure needs of the communities most impacted by violence while also providing resources and support to create safe spaces. This includes coordinating services and supports for block clubs, implementing the Home and Business Protection Program and providing supports for violence prevention events

Department: Chicago Department of Public Health

Total Budget: \$9,941,688

Funding Source: ARP LFRF

Project Status

Implementation

Project Activation

Q3 2021

Project Completion

Q4 2024

2022 Accomplishments

- Coordinated consistent cleaning of over 450 vacant lots and fencing of 50 vacant lots in the top 5% of violent blocks in 15 priority communities
- Prioritized 412 requests for City services that were directly impacting public safety
- Attracted over 850 participants in the new “Low-Key Kickback: A Saturday Edition” series to ensure youth and their families had engaging events to attend on Saturday evenings in their communities
- Launched the Home and Business Protection Program, which gives residents and business owners access to security devices that protect their property
- Received over 4,000 rebate applications and disbursed over \$800,000 via reimbursement through the Home and Business Protection Program
- Received over 2,000 income-based applications for cameras with distributions to begin in October as part of the Home and Business Protection Program

Encumbered & Expended to Date: \$678,382

2023-2024 Obligations: \$9,263,306

2023 Goals

- Clean and maintain 2,000 vacant lots on a monthly basis and fence up to 1,000 vacant lots
- Continue to provide security devices through the Home and Business Protection Program
- Identify hot spots driving violence in 15 communities and coordinate place-based responses to these areas

Youth Intervention Programs – Service Coordination and Navigation (SCaN)

This program connects youth ages 14-24 to services in support of goals that increase their stability, self-efficacy and assists their transition to adulthood. It is an intensive, community-based model focused on ensuring that those with the highest risk of violence involvement receive supportive services to deter community violence

Department: Department of Family and Support Services

Total Budget: \$5,100,000

Funding Source: ARP LFRF

Project Status

Implementation

Project Activation

Q1 2022

Project Completion

Q4 2024

2022 Accomplishments

- Connected 46 youth to comprehensive case management services
- Expanded the program by 11 community areas, for a total of 31 communities engaged
- Enrolled more than 500 youth in SCaN programming

Encumbered & Expended to Date: \$0

2023-2024 Obligations: \$5,100,000

2023 Goals

- Connect 192 youth to comprehensive case management services
- Engage 40% of participants in supportive programming
- Achieve the goal of 50% of youth reporting an increased sense of safety and 75% reporting growth in self-efficacy

Youth Intervention Programs

Implement a year-round employment and training program for youth, ages 16-24, to prepare them to enter the workforce or connect them with educational pathways. Additionally, youth at the highest risk of violence face many barriers, so increased supportive services will be provided to access education training and case management resources

Department: Department of Family and Support Services

Total Budget: \$14,427,226

Funding Source: ARP LFRF

Project Status

Contracting

Project Activation

Q4 2022

Project Completion

Q4 2024

2022 Accomplishments

- Employed 150 youth for a 34-week program that is set to begin in the fourth quarter of 2022

Encumbered & Expended to Date: \$1,426,000

2023-2024 Obligations: \$13,001,226

2023 Goals

- Achieve the goal of all youth: demonstrating a change in financial behavior by completing a financial literacy curriculum;
- Demonstrating work readiness skills for continued employment through workshops and curriculum completion;
- Complete a career development plan
- Increase access to supportive services for youth at the highest risk of violence

Youth Justice Diversion Program

Develop a new youth deflection and diversion model ("New Model") to replace the Juvenile Intervention and Support Center (JISC) that is respectful, equitable, trauma-informed, data driven, and results in positive outcomes for youth, families, and communities

Department: Department of Family and Support Services

Total Budget: \$10,000,000

Funding Source: ARP LFRF

Project Status

Initializing

Project Activation

Q1 2023

Project Completion

Q4 2024

2022 Accomplishments

- Drafted the Request for Proposals with an expected release in the fourth quarter of 2022
- Requested community feedback and received over 70 responses on how to best implement the program and support community needs

Encumbered & Expended to Date: \$0

2023-2024 Obligations: \$10,000,000

2023 Goals

- Increase youth and family access to case management services
- Support growth in youth's sense of community, safety, and self-efficacy
- Enroll youth in ancillary services including employment, education, and other positive opportunities

Victim Support Funding Program

Support residents facing violence by working with a network of support service providers and launching a new program with hospital-based services and support

Department: Chicago Department of Public Health

Total Budget: \$10,000,000

Funding Source: ARP LFRF

Project Status

Initializing

Project Activation

Q2 2023

Project Completion

Q4 2024

2022 Accomplishments

- Programmed the CRP funds to be used an expansion of existing Victim Service programs to grow the program and increase impact
- Funded Victim Services programs in 11 community areas and a citywide homicide victim service program, which will continue to grow with CRP funded programming
- Continued bi-weekly coordination meetings of city-funded Victim Service Providers
- Initiated planning related to Hospital-Based victim service funding strategy to begin in 2023

Encumbered & Expended to Date: \$0

2023-2024 Obligations: \$10,000,000

2023 Goals

- Implement Hospital-Based Victim service funding strategy, the expansion of the existing program that will use the CRP funds

Priority Area: YOUTH OPPORTUNITIES

Create opportunities for Chicago's youth to access employment and out-of-school programming, with an emphasis on workforce development in early-stage careers and other educational opportunities.

Accomplishments		Budget	
7,734 <i>more paid opportunities for youth since 2021</i>	117 <i>programs funded</i>	<i>Allocation</i> \$65M	<i>Encumbered + Expended to date</i> \$16.1M
		\$11M <i>In contracts currently</i>	

Status	Planning	Initializing	Contracting	Implementation	Complete
# of Projects	-	-	-	2	-

UPDATES

Key Milestones

- Increased the number of paid employment opportunities for youth by 7,734 since 2021
- Hosted events that employed 206 youth as part of the My CHI. My Future program

Impact

- Prioritized programming in the Northwest, North/Central, West, Southwest, Near South, and Far South Sides of the city

Next Steps

- Engage more delegate agencies and increase the number of opportunities for paid youth employment
- Increase youth financial literacy, help generate professional resumes and see growth in civic-mindedness as a result of the programs

YOUTH OPPORTUNITIES PROJECTS

My CHI. My Future.

Connect every young person in Chicago with an out-of-school season program. The community strategy of My CHI. My Future. involves selecting a lead delegate agency (anchor organization) in each of 15 community areas to convene other youth-serving organizations and those with a stake in young people across the community to discuss and implement strategies to connect young people to programming

Department: Department of Family and Support Services

Total Budget: \$11,200,000

Funding Source: ARP LFRF

Project Status

Implementation

Project Activation

Q2 2022

Project Completion

Q4 2022

2022 Accomplishments

- Hosted 120 “Kickback Series” events that activated safe spaces for youth and employed 206 youth
- Launched the My CHI. My Future. Mobile app, designed to give teens and young adults a custom experience to find out-of-school opportunities

Encumbered & Expended to Date: \$2,370,141

Remaining 2022 Obligations: \$8,629,859

2023 Goals

- Host an additional 155 “Kickback Series” events that will employ 225 youth
- Distribute micro-grants to community-based agencies to host out-of-school time opportunities for youth
- Host monthly community convenings, develop a community plan and host events with the goal of connecting youth to out-of-school time opportunities in their area

Youth Opportunity Programs

Expand funding for three youth employment programs under the umbrella of One Summer Chicago: Chicagobility employs youth ages 14-15 through project-based learning and skill-building experiences; Summer Youth Employment Program employs youth ages 16-24 through job placement or training programs to provide work experiences and develop skills for career pathways; and Chicago Youth Service Corps employs youth ages 16-24 year-round through programming focused on leadership development and local/civic engagement

Department: Department of Family and Support Services

Total Budget: \$53,800,000

Funding Source: ARP LFRF

Project Status

Implementation

Project Activation

Q2 2022

Project Completion

Q4 2022

2022 Accomplishments

- Employed 1,703 youth, ages 16-24, through the Summer Youth Employment Program at \$15/hour
- Delivered a weekly stipend of \$75 to 725 Chicagobility youth, ages 14-15, over the course of six weeks
- Engaged 269 Chicago Youth Service Corps members, ages 16-24, in service-learning and civic engagement activities

Encumbered & Expended to Date: \$13,747,008

2023-2024 Obligations: \$40,052,992

2023 Goals

- Support youth through paid employment through the Summer Youth Employment Program and Chicago Youth Service Corps
- Ensure that 100% of Summer Youth Employment Program youth complete financial literacy trainings
- Support the creation of a professional resume and enrollment in direct deposit for 80% of Chicagobility youth
- Delivery a program that helps at least 75% of Corps members report a growth in civic-minded attitudes and leadership development

Priority Area: ESSENTIAL CITY SERVICES

The City is allocating a portion of revenue replacement funding, as calculated using audited financial numbers from 2022 to fund essential government services. These funds are for the provision of government services to the extent of the reduction in revenue due to the COVID-19 public health emergency.

Funding Source	Budget	2021 Revenue Replacement	2022 Revenue Replacement	2023 Revenue Replacement
ARP LFRF	\$1,319,600,000	\$782,200,000	\$385,000,000	\$152,400,000

Management & Administration

Costs related to the management and administration of programs responding to the public health emergency and its negative economic impacts, costs to improve the efficacy of public health or economic relief programs and direct and indirect administrative costs for administering the SLFRF program and projects funded by the SLFRF. This includes technical assistance and consultation services for compliance on LFRF projects.

Funding Source	Budget	Carryover
ARP LFRF	\$12,976,039	\$12,509,065

