



# Ask Dr. Arwady

**January 31, 2023**

**Guest: Matt Richards, Deputy Commissioner, Behavioral Health**



**THE END  
OF THE HIV EPIDEMIC  
IS IN SIGHT.**

**WHAT WILL THAT MOMENT  
MEAN TO YOU?**



# HIV & the Journey Toward Zero

*A uniquely Chicago perspective on HIV's impact on our communities.*

- What will 'Getting to Zero' mean for those who have been living with HIV?
- What does it mean for people (Black, Latinx, and transgender Chicagoans) who have been affected most by HIV over the past 3 decades?
- **Releasing on February 8 on CDPH's YouTube Channel**, this film presents a diverse group of Chicagoans who've been involved in the fight against HIV to tell their stories. A uniquely Chicago perspective on HIV's impact on our communities.
- Trailer, film information, resources, updates and more info at: [journeytowardzero.com](http://journeytowardzero.com)
- Instagram: [@HIVzero](https://www.instagram.com/HIVzero)





**IN THE NEWS:** Chicago and Cook County at LOW COVID Community Level, for the first time since mid-November!

**IN THE NEWS:** President Joe Biden intends to end the COVID-19 national and public health emergencies on May 11, the White House said Monday.





## Our local risk based on CDC COVID-19 Community Levels is:

# Low

	New cases per 100,000 population (last 7 days) <i>[Goal is &lt;200]</i>	New admissions per 100,000 population (last 7 days) <i>[Goal is &lt;10]</i>	Percent of staffed inpatient beds occupied by COVID-19 patients (last 7 days) <i>[Goal is &lt;10%]</i>
<b>City of Chicago</b>	85	8.0	3.5%
<b>Cook County</b> (including City of Chicago)	84	9.1	4.3%

*Chicago metrics are calculated based on Chicago-level data.*

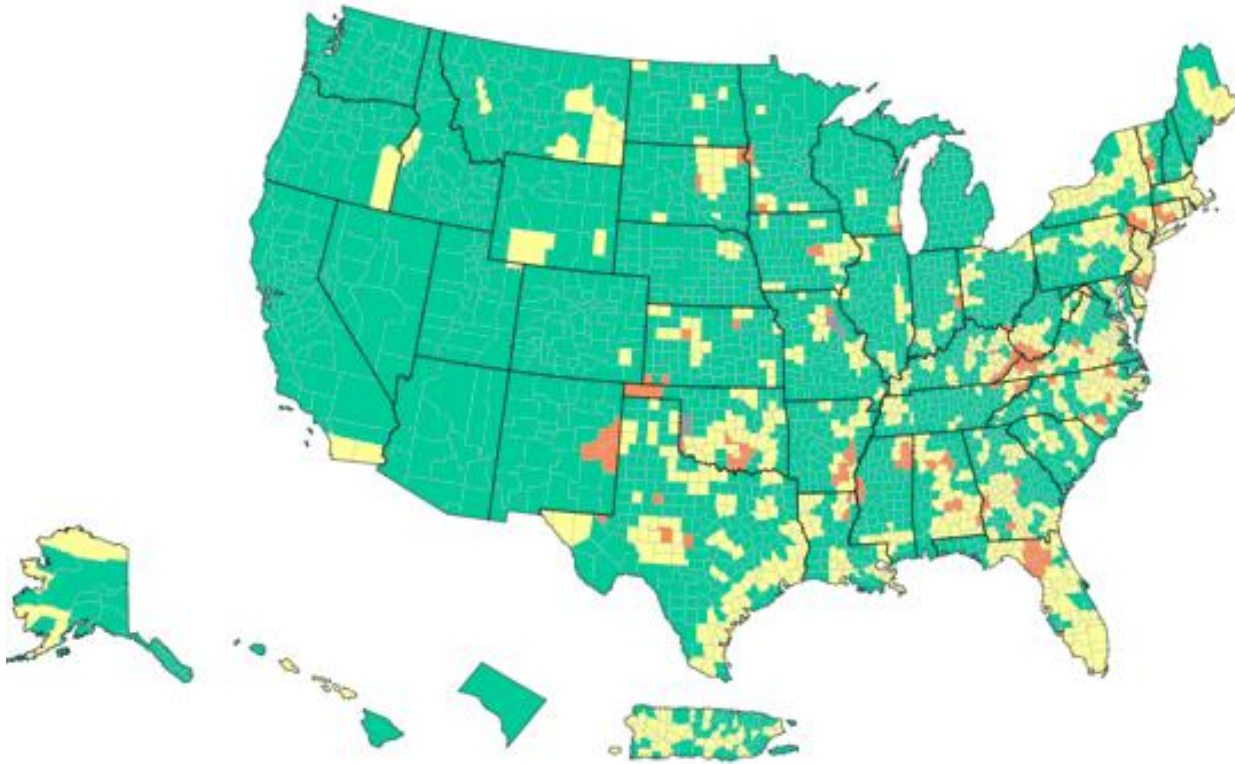
*Cook County metrics are calculated by the CDC and posted on the [CDC Community Levels website](https://www.cdc.gov/communitylevels/).*

*Data current as of 1/25/2023.*

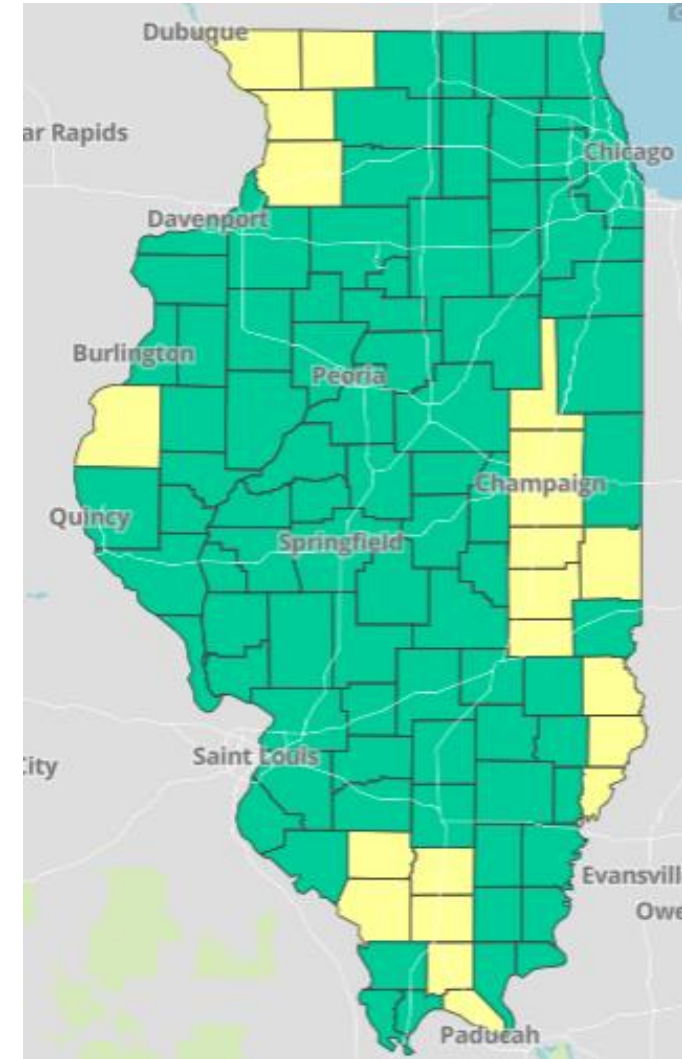
Last week, **3.6% (6% prior week)** of U.S. Counties reported **High** COVID Community Level and **27% (31% prior week)** reported **Medium** Level.



Low Medium High



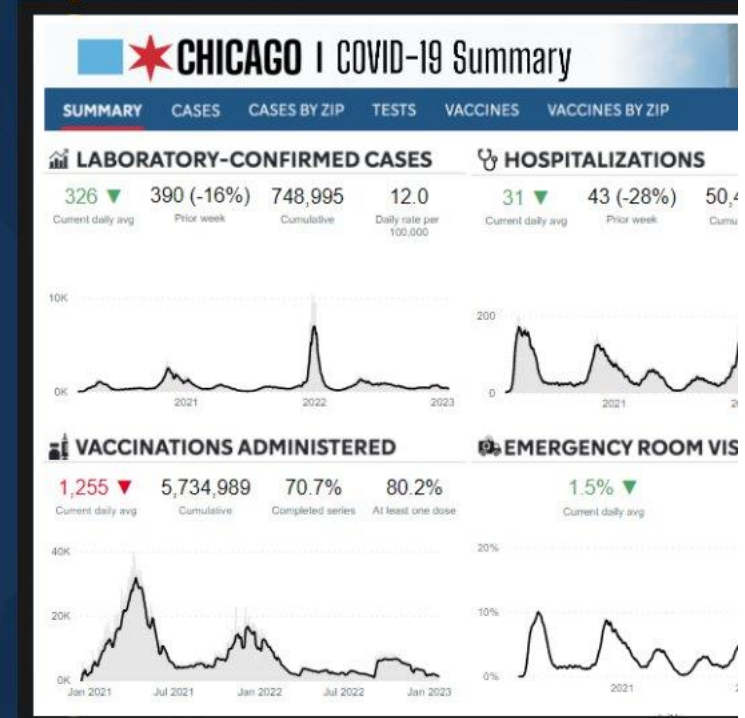
GU AS MP VI



Reminder from mid-January

As of January 25, CDPH will be adjusting the frequency of updates to its main COVID-19 data dashboard.

Updates will post on Wednesdays around 5:30 pm (rather than daily).



[chi.gov/coviddash](https://chi.gov/coviddash)

- Following data on dashboard use and national and state decisions
- CDPH epidemiologists continue to monitor all data daily
- Hospital capacity data continues to be publicly reported daily
- Increased public reporting and data availability for newer forms of data monitoring:
  - Booster vaccines
  - Local variants
  - Local Wastewater

# ★ Where we are now (and why we are decreasing data update frequency):

- Through the holiday season *and* more than one year since major COVID surge (emergence of Omicron variant)—**and now at Low COVID Community Level**
- Updated vaccine boosters widely available to help protect against Omicron
- Tests widely available—and we can effectively treat COVID-19
- New ways of monitoring COVID-19 transmission (i.e. monitoring wastewater and tracking genetic mutations)
- COVID-19 death rate in Chicago is much lower than in the early days of the pandemic

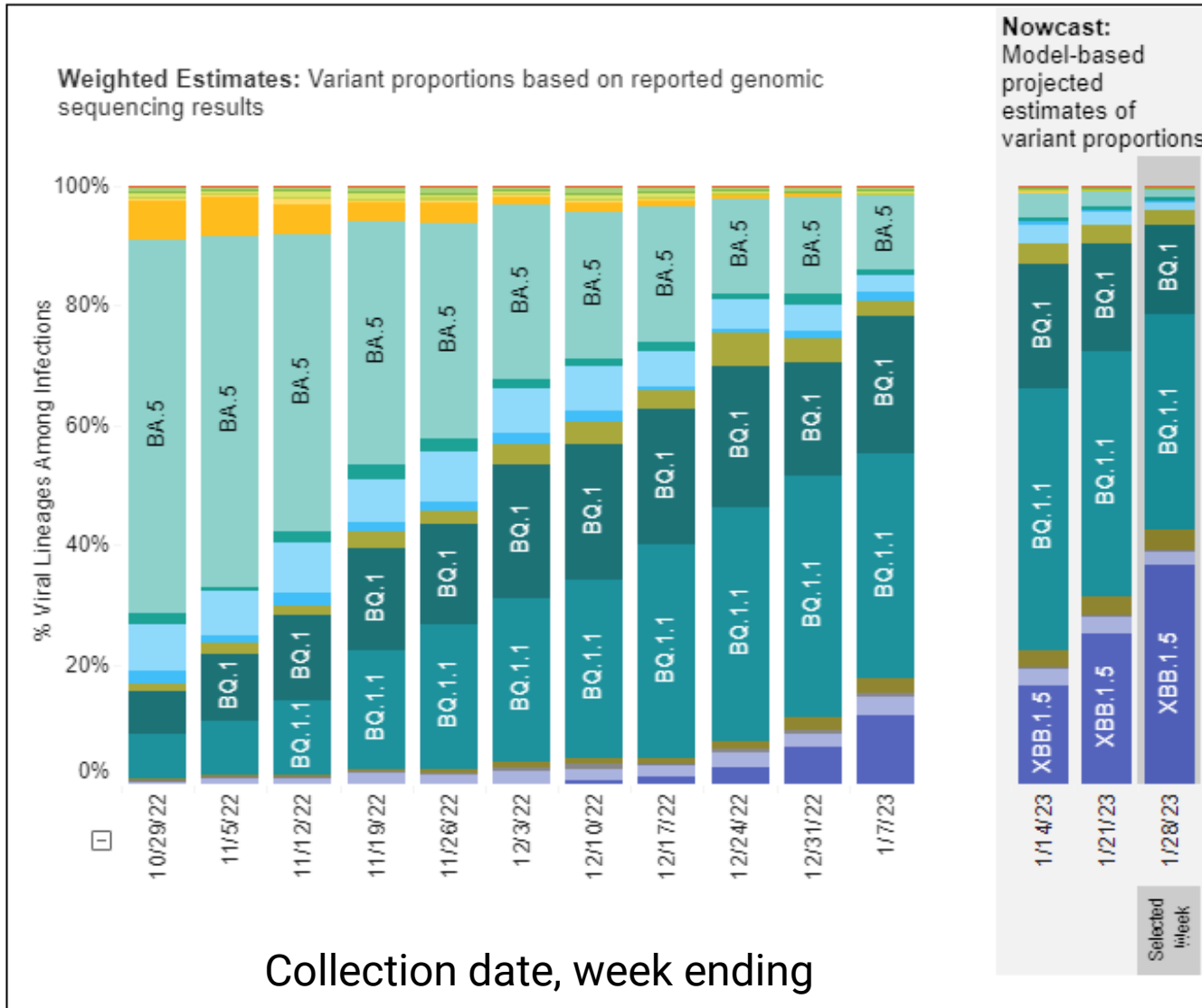


# Variant Surveillance, Midwest Region

## Weighted and Nowcast Estimates for Weeks of 10/23/22 – 1/28/23



% Viral lineage  
among infections

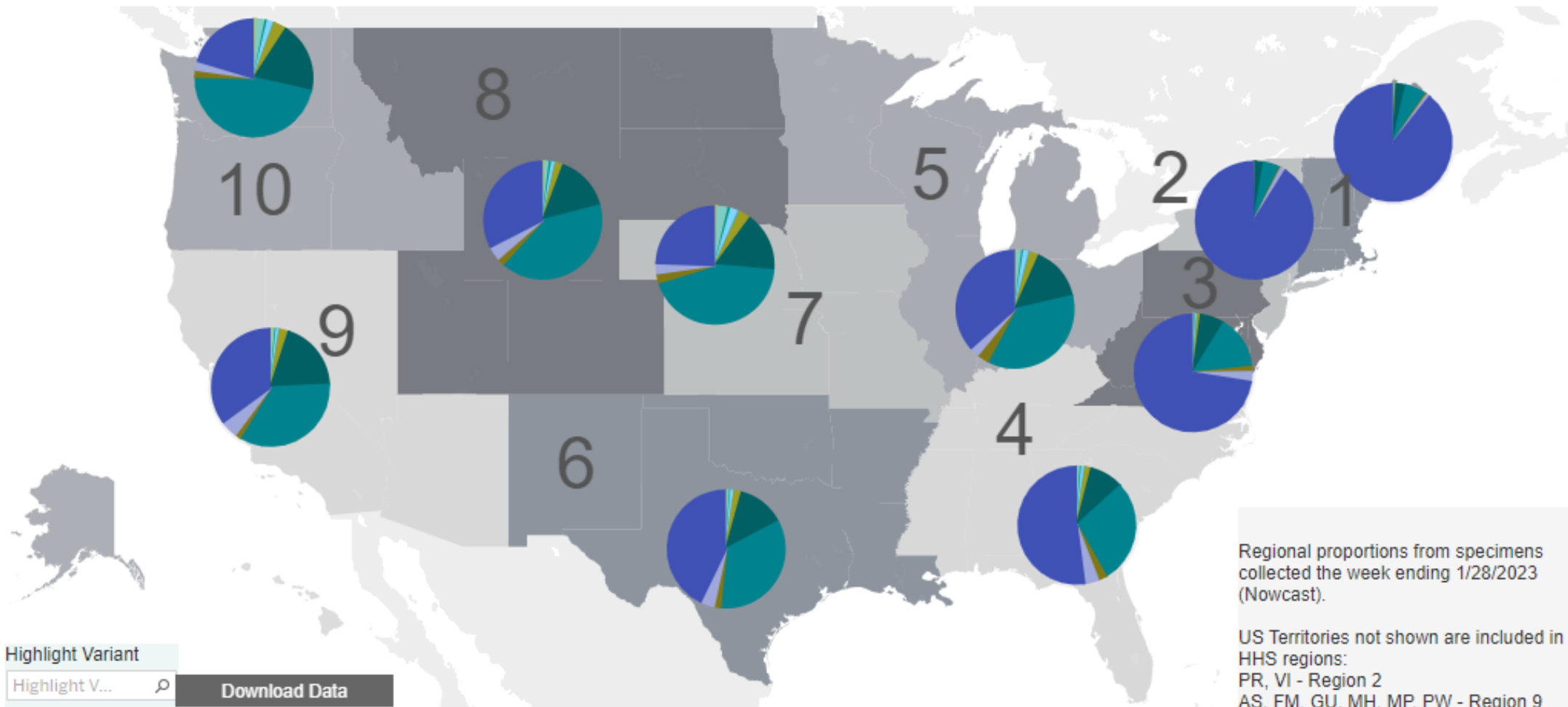


XBB.1.5	36.5%	
BQ.1.1	36.3%	
BQ.1	14.7%	
CH.1.1	3.2%	
XBB	2.6%	
BN.1	2.5%	
BA.5	1.5%	
BF.7	1.4%	
BA.5.2.6	0.4%	
BF.11	0.3%	
BA.2	0.2%	
BA.2.75	0.1%	
BA.4.6	0.1%	

# Variant Surveillance, United States



Nowcast Estimates in for 1/22/2023 – 1/28/2023 by HHS Region



Source: CDC Data Tracker

# Chicago Lab-Based Early Alert Signals (As of 1/23/2023)



Indicator	Thresholds			Chicago Current Values Week of 1/23
	Low Concern	Medium Concern	High Concern	
SARS-CoV-2 variant risk assessment, Chicago (combines log growth rate and VOC designation)	Stable lineage proportions, no VOC/VOHC	Variant or lineage increasing, no VOC/VOHC	Variant rapidly increasing, or VOC/VOHC	<b>Medium</b> <b>(Last week: Medium)</b>
Average wastewater risk score among sampled sites, Chicago (combines viral concentration and trend)	< 2	2-3	> 3	<b>Medium</b> <b>(Last week: Medium)</b>

## Variants/subvariants currently increasing in prevalence locally

**BQ.1.1:** Local doubling time 18 days (low);

Sublineage of BA.5; 3 additional spike mutations, significant immune escape advantage

**XBB:** Local doubling time 23 days (low)

Recombinant of two BA.2 lineages; 6 more spike mutations relative to BA.2, one of the most immune-resistant subvariants circulating

**XBB.1.5:** Doubling time 6 days (med)

Recombinant of two BA.2 lineages; rapidly emerged in US Northeast, similar rapid growth in Midwest over coming weeks



# Higher Updated Booster Coverage among Chicagoans than Nationwide Estimates. Over 548,000 doses have been administered to Chicagoans since authorization.

People with an Updated (Bivalent) Booster Dose	Percent of US Population	Percent of Chicago Population
Population ≥ 5 years	16.5%	21.6%
Population ≥ 12 years	17.7%	22.8%
Population ≥ 18 years	18.8%	23.8%
Population ≥ 65 years	40.1%	40.0%

National data as of 1/27/2023.  
Chicago data reported to I-CARE as of 1/24/2023.





# THINK YOU'RE UP TO DATE WITH YOUR COVID VACCINES?

IF YOU HAVEN'T  
BEEN VACCINATED  
SINCE LABOR DAY...



Previously vaccinated Chicagoans age 6months+ are eligible for the bivalent booster and the best protection against Omicron.



# GET YOUR UPDATED COVID BOOSTER & FLU SHOT AT HOME



In-home vaccination is available to all Chicago households at no cost. Up to 10 people can be vaccinated, so invite your family, friends, or neighbors to get vaccinated together.



# VAX & PAX lovid



If you're at high risk for severe illness, vaccines are your best protection against COVID-19. But if you do test positive, **TREATMENTS ARE AVAILABLE.**

**PAXLOVID**, for example, is an oral antiviral therapy for the treatment of mild to moderate COVID-19.



Individuals ages 12 and up who are at high risk of developing severe illness, are eligible.

**Ask a healthcare provider if medications to treat COVID-19 are right for you.**



# How to get your FREE at-home COVID-19 tests

-  VISIT  
[COVIDtests.gov](https://COVIDtests.gov)
-  Review and place your order
-  Enter contact and shipping info

Or you can call  
1-800-232-0233





# TAKE ACTION IF YOU TEST POSITIVE FOR COVID-19



## DAY 1-5

### Stay home:

- Everyone - *regardless of vaccination status* - should stay home and away from others (isolate).

**People at high risk for severe illness:**  
Talk to your doctor about treatment

## DAY 6 OR LATER

### End isolation:

- If you never had symptoms OR symptoms are improving and are fever-free for 24 hours.

## DAY 6-10

### Wear a mask:

- If you take 2 antigen tests 48 hours apart and both are negative, you may remove your mask sooner
- Avoid people at high risk of getting very sick



Saturday, February 4 • 9am-2pm

Kennedy King College • 6301 S. Halsted St.  
Register at: [rebrand.ly/KennedyKing](https://rebrand.ly/KennedyKing)

**The new COVID-19 bivalent  
booster will be available!**

**Types of vaccines:** Flu, Moderna primary series and bivalent boosters (6 months through 5 years), Pfizer primary series and bivalent boosters (6 months and older).



**WALK-INS WELCOME!**



Need a vaccine or a booster?  
Have questions?

visit

**CHI.GOV/COVIDVAX**

or call

**312-746-4835**









# Crisis Assistance Response and Engagement (CARE): Doubling services in 2023

## Expansion Plan

1. **Monday, January 30th:** Opioid Response Team (ORT) Launches
2. **March:** Expanded dispatching to new call types begins
3. **March – July:** Expand alternate and multidisciplinary response teams in 3 new geographic areas (Loop/Near South, Far North, Far South/SouthEast)
4. **Second half of 2023:** Launch of 2 new alternate destinations for people experiencing mental health and/or substance use crisis (sobering center, stabilization housing)

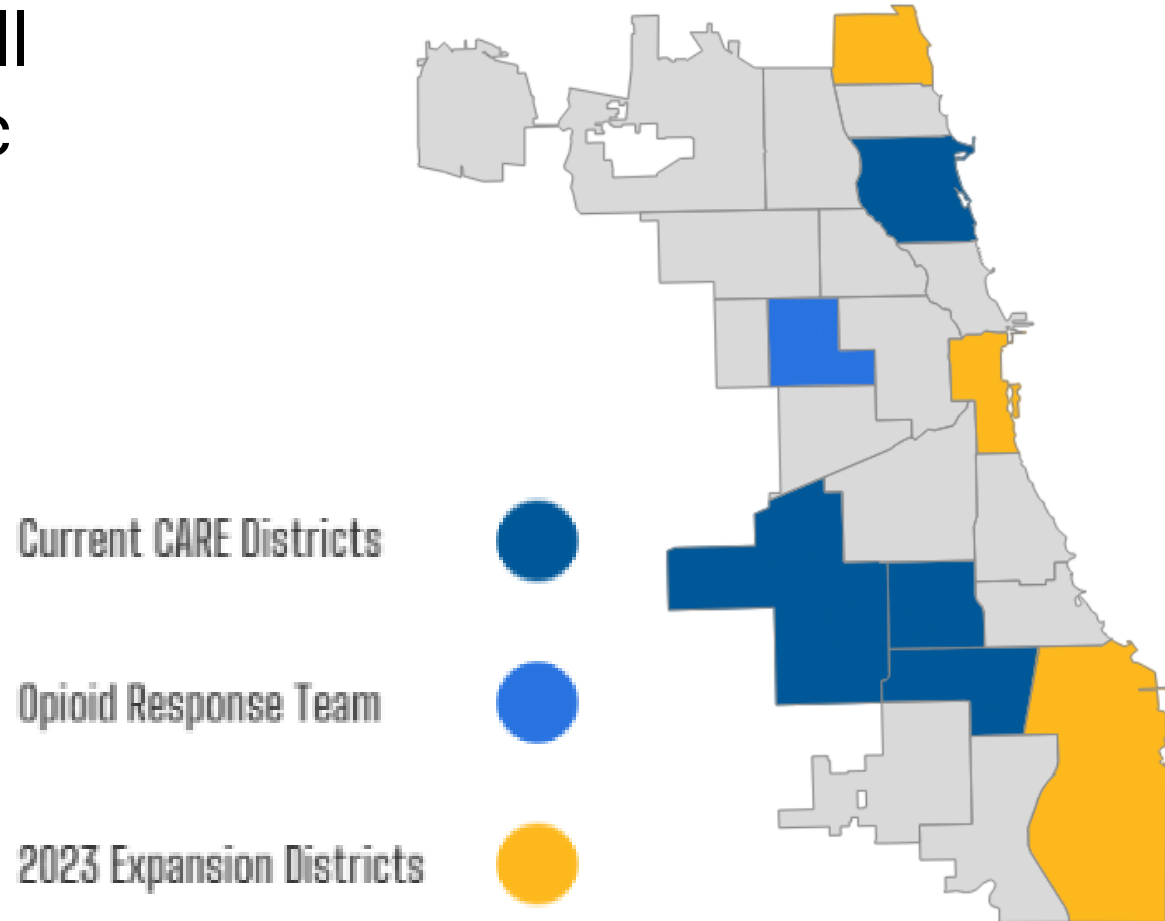
# Geographic Expansion



In 2023 the CARE Program will expand into 3 new geographic areas. These areas were prioritized based on their volume of mental health-related 911 calls:

1. Loop/Near South
2. Far North
3. Far South/Southeast

## CARE Team Operating Locations

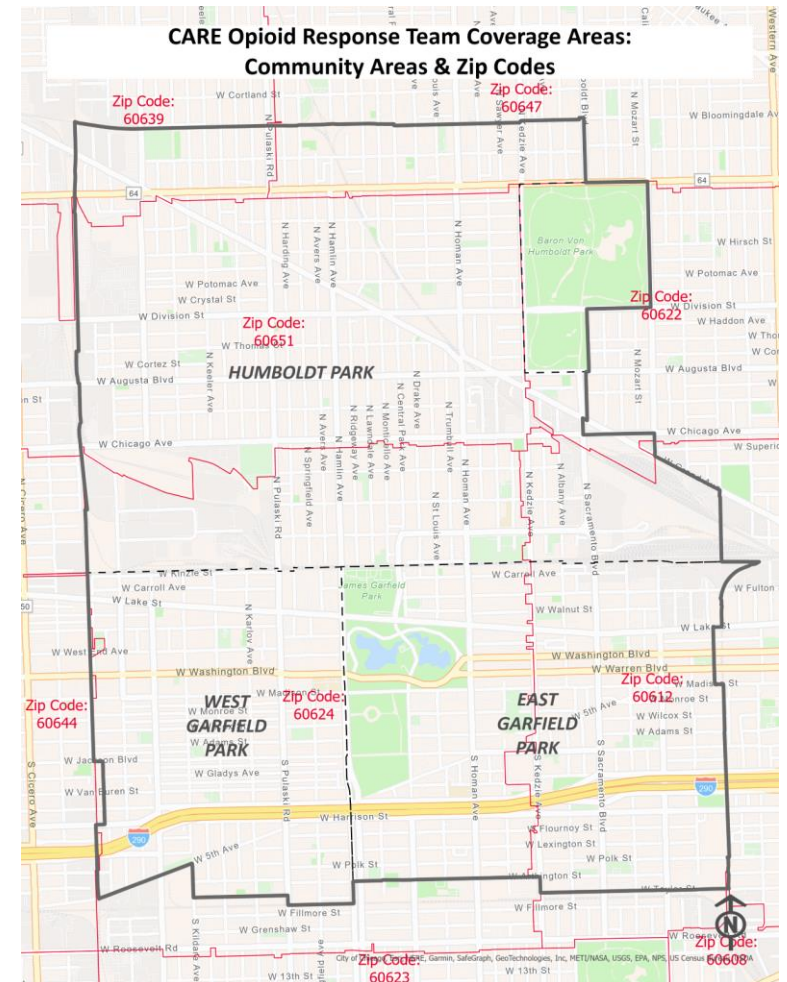


# Opioid Response Team (ORT)



ORT will respond 24-72 hours after an opioid overdose to provide follow-up, harm reduction services, and linkage to care. Follow up may be telephonic or in-person.

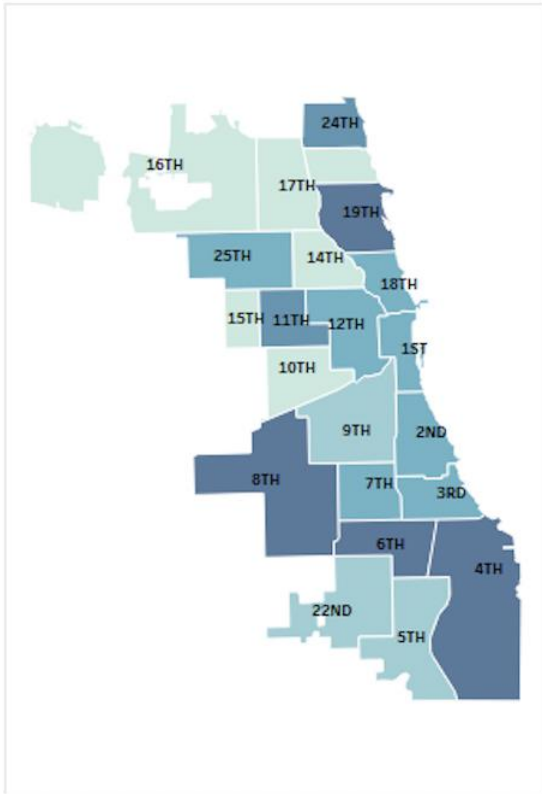
In 2022 there were approximately **6-7 suspected opioid overdoses** in the ORT pilot area each day.



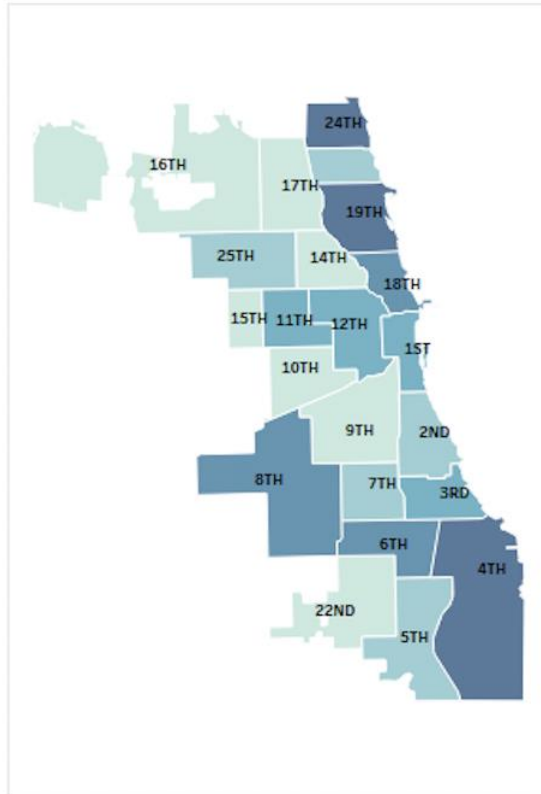
# Total 911 Calls for Service w/ a Mental Health Component\*



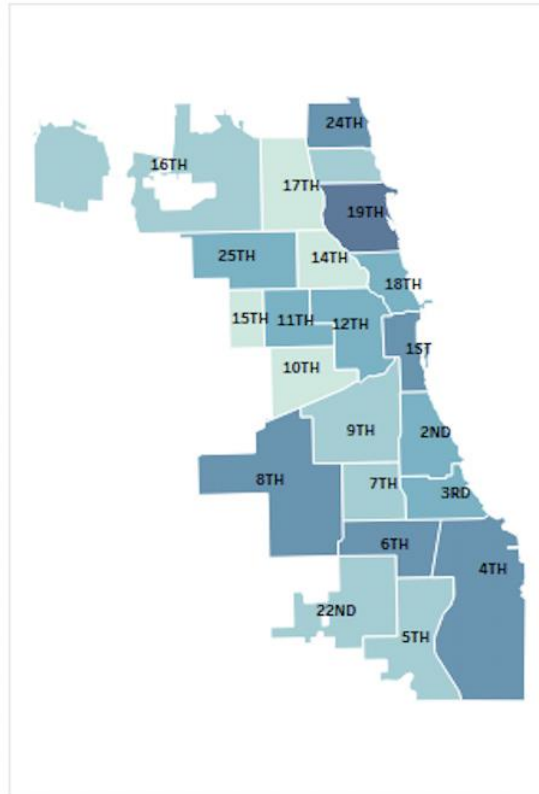
2020



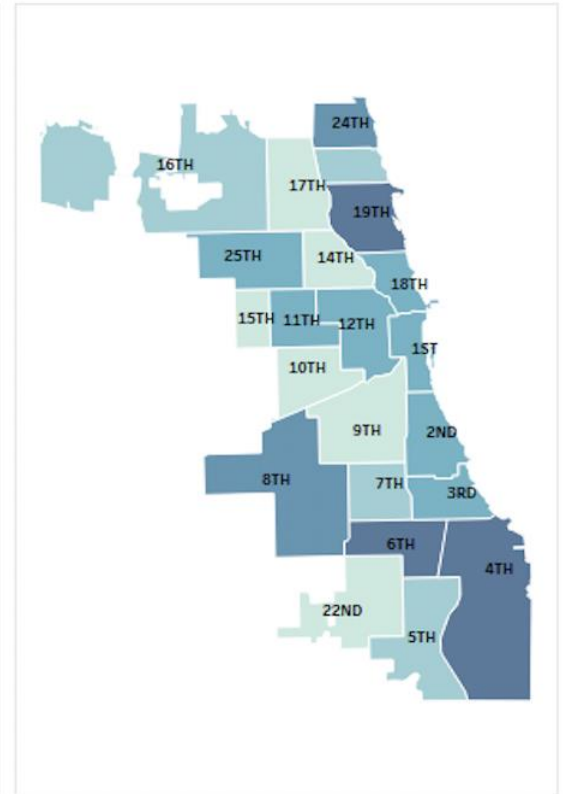
2021



2022



Total



\*Mental Health Disturbance, Suicide Threat, Suspicious Person, Check Wellbeing, Criminal Trespass





# Call Type & Eligibility Expansions

Beginning in March, the CARE Teams will begin responding to a **wider range** of call types and populations:

- Eligible age expanded to 12-65 years (from 18-65y)
- The State has approved call type expansion: CARE Teams can be dispatched as the primary responding unit to **new call types** that screen eligible for safety concerns:
  - *Criminal trespass* calls with a mental health component
  - *Suspicious person* calls with a mental health component
  - *Check well being* calls with a mental health component
  - *Threatening suicide* calls (had been an assisting unit)

# Looking Ahead to Q3 and Q4 of 2023: New **Alternate Destinations**

**Identified Need:** Alternate destinations (besides emergency departments) for people with complex behavioral health conditions

**Goal:** Reduce cyclical utilization of criminal-legal and emergency medical systems and improve health of individuals with the most needs

## **Health-Focused Stabilization Housing**

### ***Anticipated Launch Late 2023***

-Non-congregate temporary housing for people with severe mental illness and/or substance use disorders experiencing homelessness. Grew from new approaches during COVID (Hotel 166),

-Full primary and behavioral health care on-site; intensive case management, social and recovery services, and trauma-informed, community-centered wellness supports.

-Participants stay up to approximately 6 months before transition to long-term housing.

## **Sobering Center**

### ***Anticipated Launch Late 2023***

-24/7 alternate destination to emergency department or jail for acutely intoxicated individuals to sober and receive services.

-Mobile van can transport patients from public settings or emergency departments to the sobering center.

On-site recovery coaches, basic medical care, and behavioral health supports as well as referrals to ongoing care in the community.