

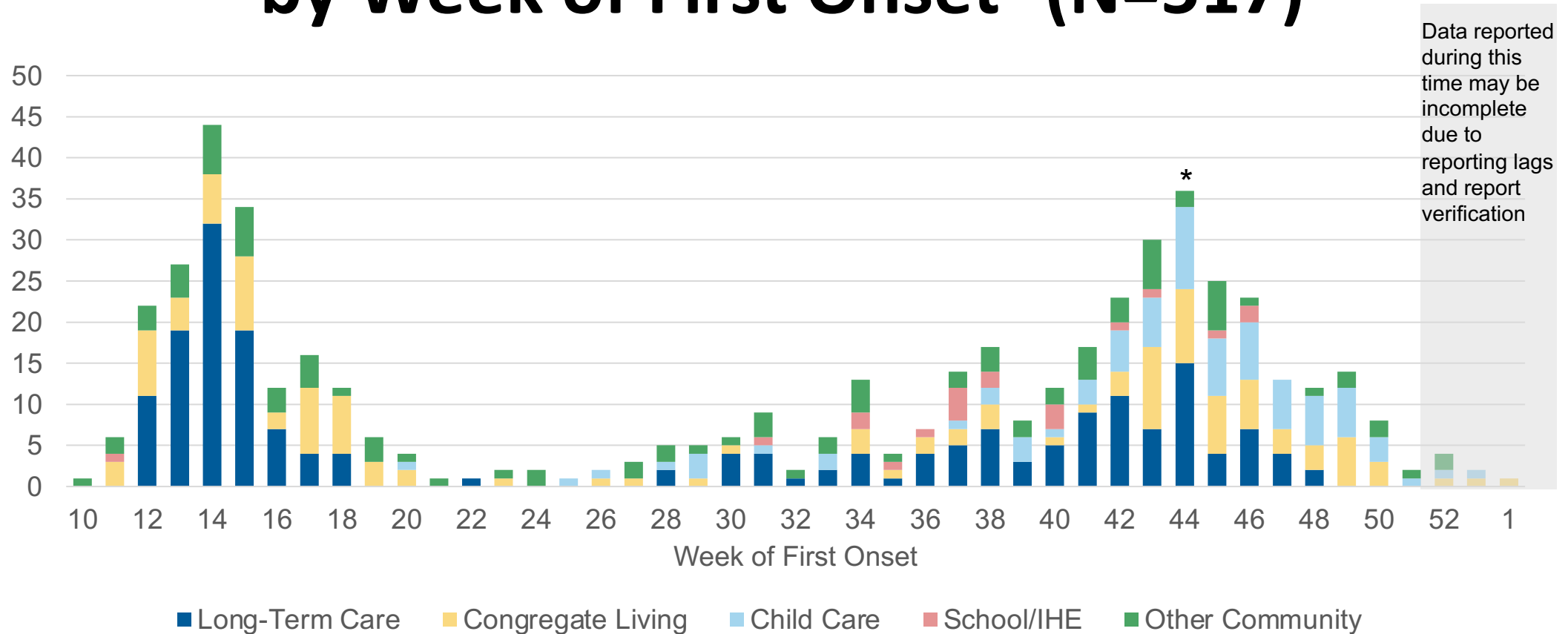


Congregate Facility Responses & Community Outbreaks

Data through week of 01/16/2020 (Week 2)

All data are preliminary and subject to change as cases are investigated

Reported COVID-19 Outbreaks Decreasing by Week of First Onset[§] (N=517)



Data is reported by MMWR week, which is the week of the year assigned by the National Notifiable Diseases Surveillance System for the purposes of disease reporting. Week 10 began on March 1.

[§]If symptom onset dates are unknown, the first test date is used. Three outbreaks are excluded from this graph due to missing onset dates.

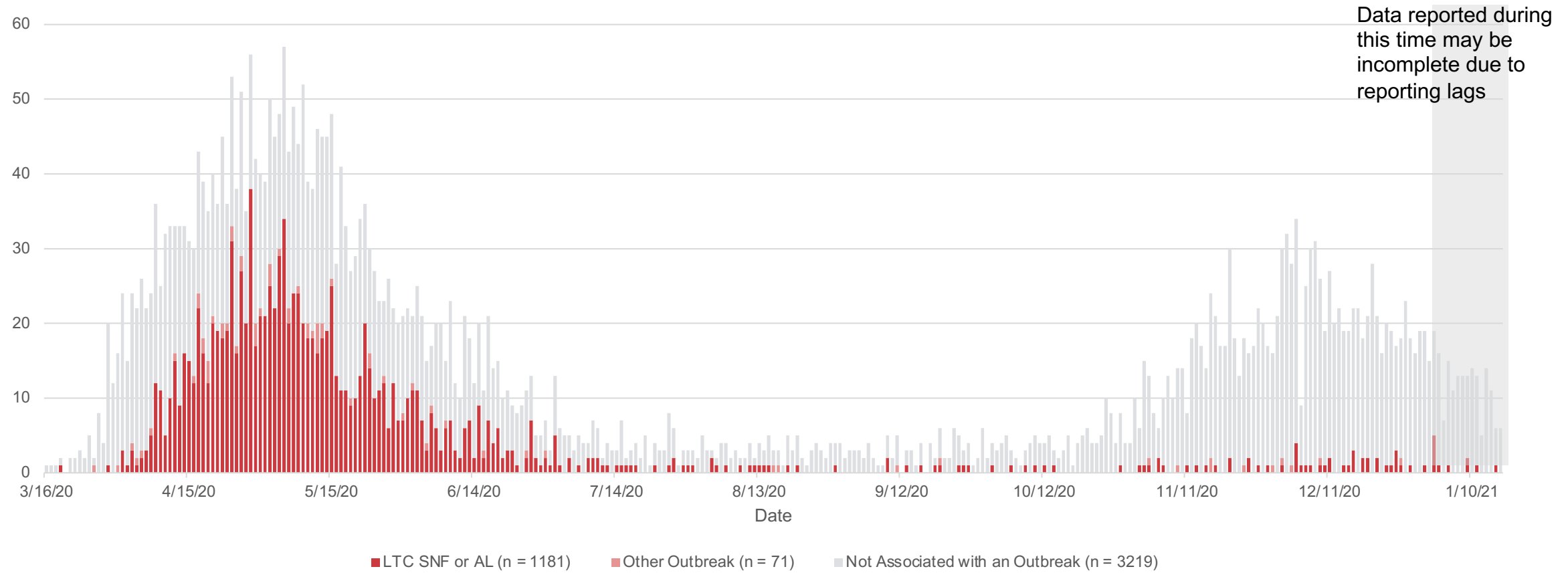
*Illinois Department of Public Health criteria for defining an outbreak in non-healthcare community and school settings was updated from 2 or more cases to 5 or more on October 27.

Outbreaks in congregate care living facilities including long-term care, acute care and critical access hospitals, and child care settings remain at 2 or more cases. Cases must have symptom onsets within 14 days of each other and be epidemiologically linked to the outbreak setting.

Long-term care includes, skilled nursing and assisted living facilities. Congregate living includes, correctional facilities, homeless shelters, group homes, and other residential care facilities.

School/IHE includes, K-12 schools and institutes of higher education

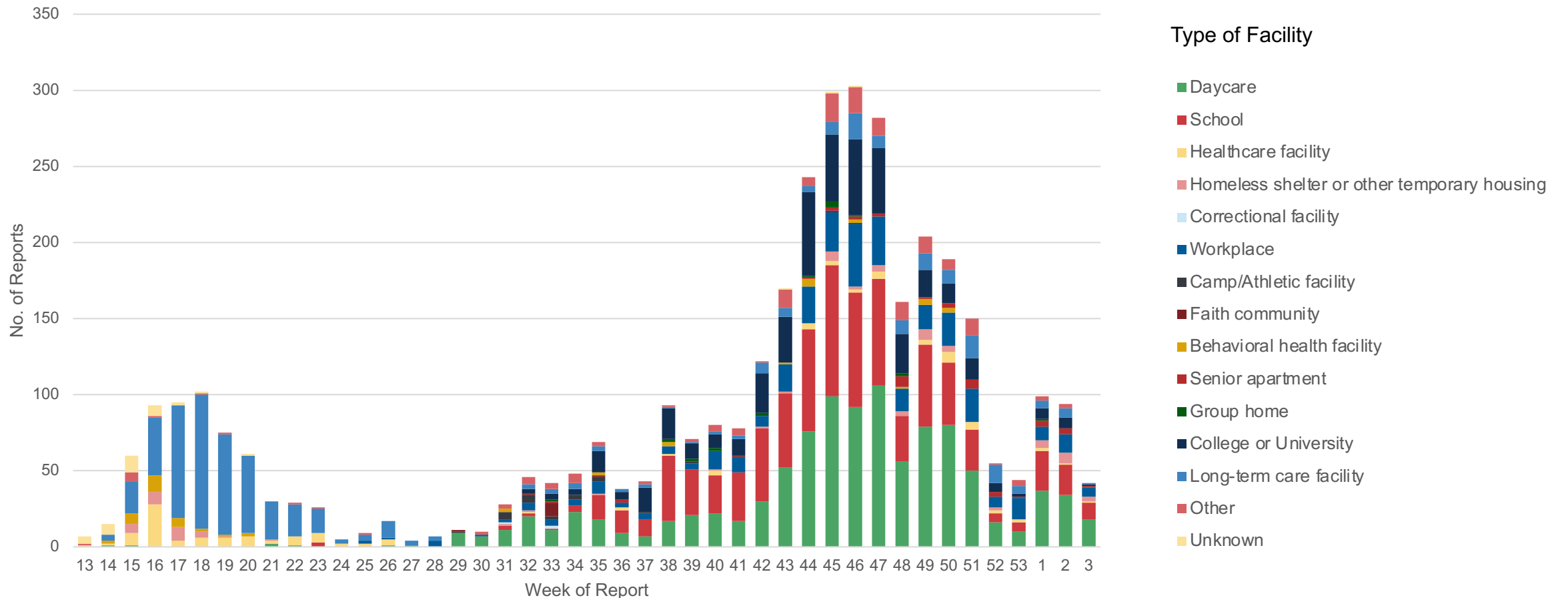
Confirmed COVID-19 Deaths are Rarely Associated with a Known Outbreak (red/pink) in the Second Wave



LTC = Long-term care facility; SNF = Skilled nursing facility, AL = Assisted living facility



Reports of clusters and individual cases by facilities remain down compared to before the Holidays



Data is reported by MMWR week, which is the week of the year assigned by the National Notifiable Diseases Surveillance System for the purposes of disease reporting. Week 13 began on March 22. Reporting mechanisms for different facility types have changed over time.





Workplaces & Community Settings

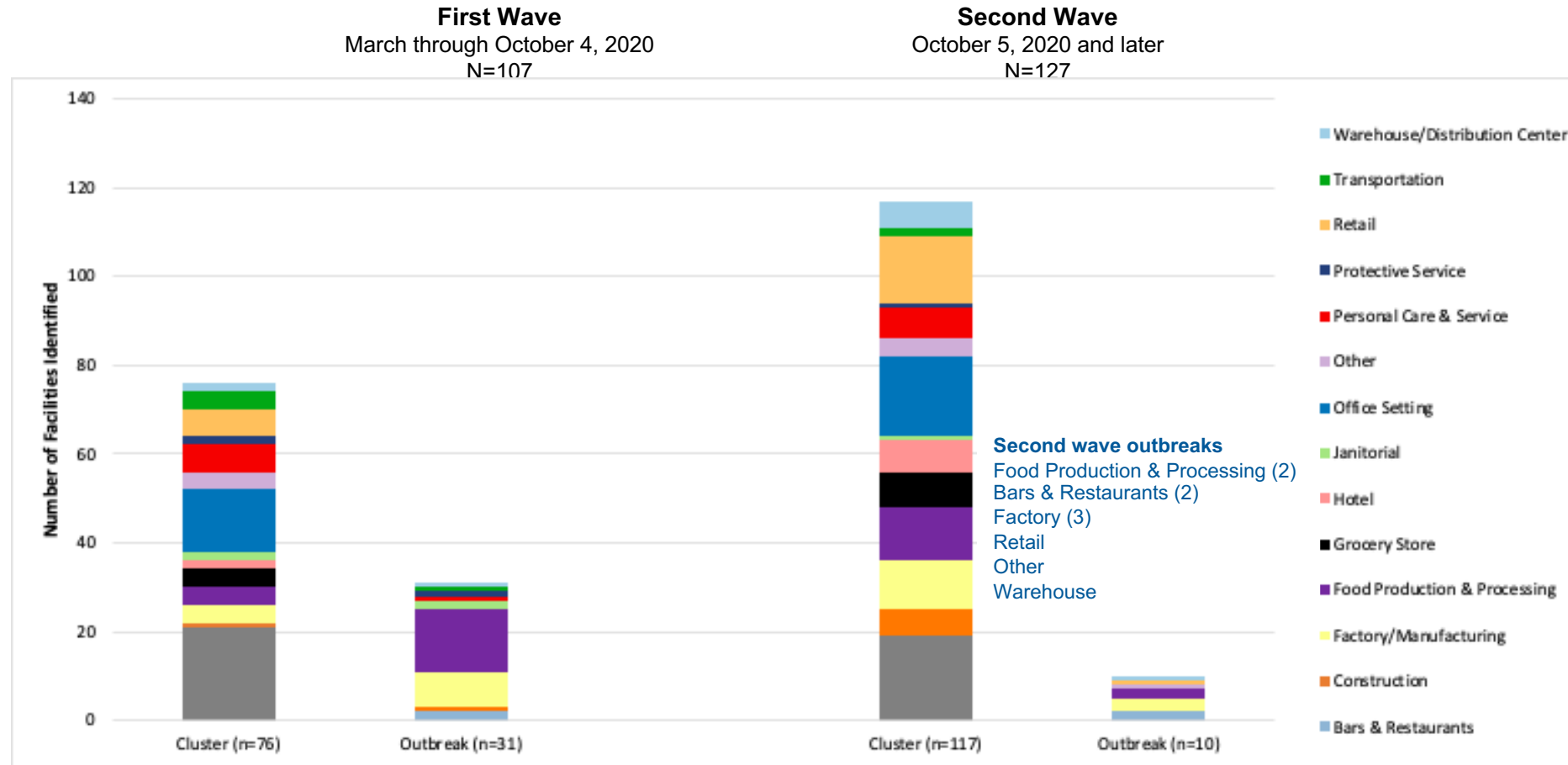


Workplace-Associated Clusters and Outbreaks have increased in some industries but decreased in others from the First to the Second Wave



Increases: Retail, Hotel, Construction, Warehouse/Distribution Centers

Decreases: Transportation, Janitorial, Food Production & Processing, Factory & Manufacturing, Bars & Restaurants



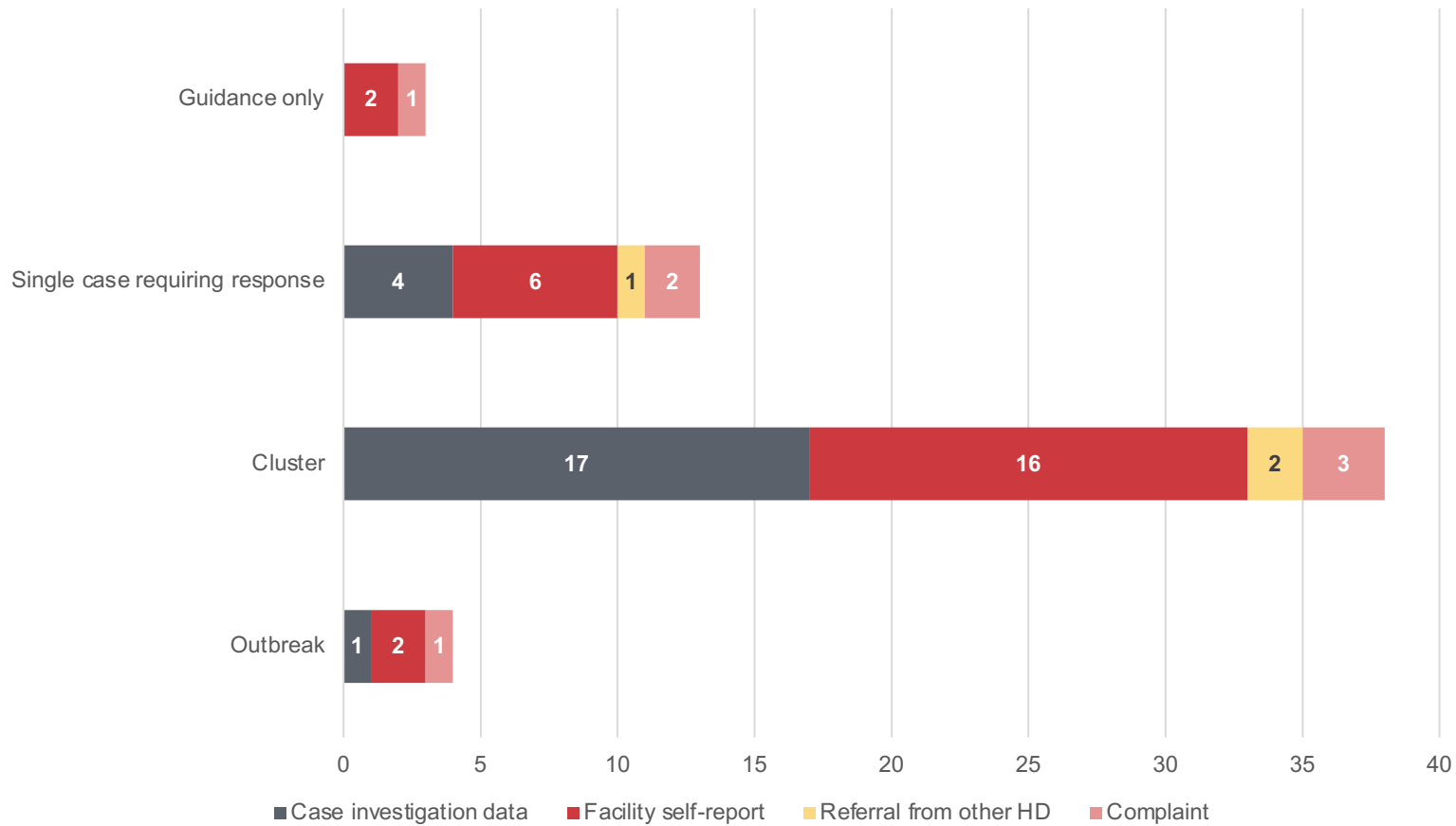
*Public Health Guidance Changes:

1) Effective 10/01/20: Public Health Order 2020-2 mandates reporting of: any businesses who suspend operations due to COVID-19 cases among employees or patrons, and any with knowledge of 5+ cases among employees or patrons within a 14-day period. 2) Effective 10/27/20: Outside of congregate care, daycare and acute/critical access hospital settings, IDPH has raised the threshold for outbreak definition to five or more laboratory-confirmed cases. "First Wave" outbreaks shown with < 5 confirmed cases include 2 in food production, 1 restaurant and 1 in manufacturing.





Most restaurant & bar investigations do not have enough information to identify an outbreak



- 59 restaurant & bar investigations since May
 - 39 (66%) clusters
 - 4 (7%) outbreaks
- Reasons to be classified as clusters
 - Did not receive enough information from facility
 - Unable to determine if contact between cases
 - Non-workplace transmission suspected
 - Did not meet threshold for number of workplace cases

A cluster is defined as 2 or more cases at a facility within 14 days. From May through 10/27/2020, an outbreak was defined as 2 or more epidemiologically linked, laboratory-confirmed cases at a facility within 14 days. Effective 10/27/2020, IDPH raised the threshold to 5 or more laboratory-confirmed cases within 14 days.

Effective 10/01/20: Public Health Order 2020-2 mandates reporting of: any City-licensed businesses who suspend operations due to COVID-19 cases among employees or patrons, and any with knowledge of 5+ cases among employees or patrons within a 14-day period.





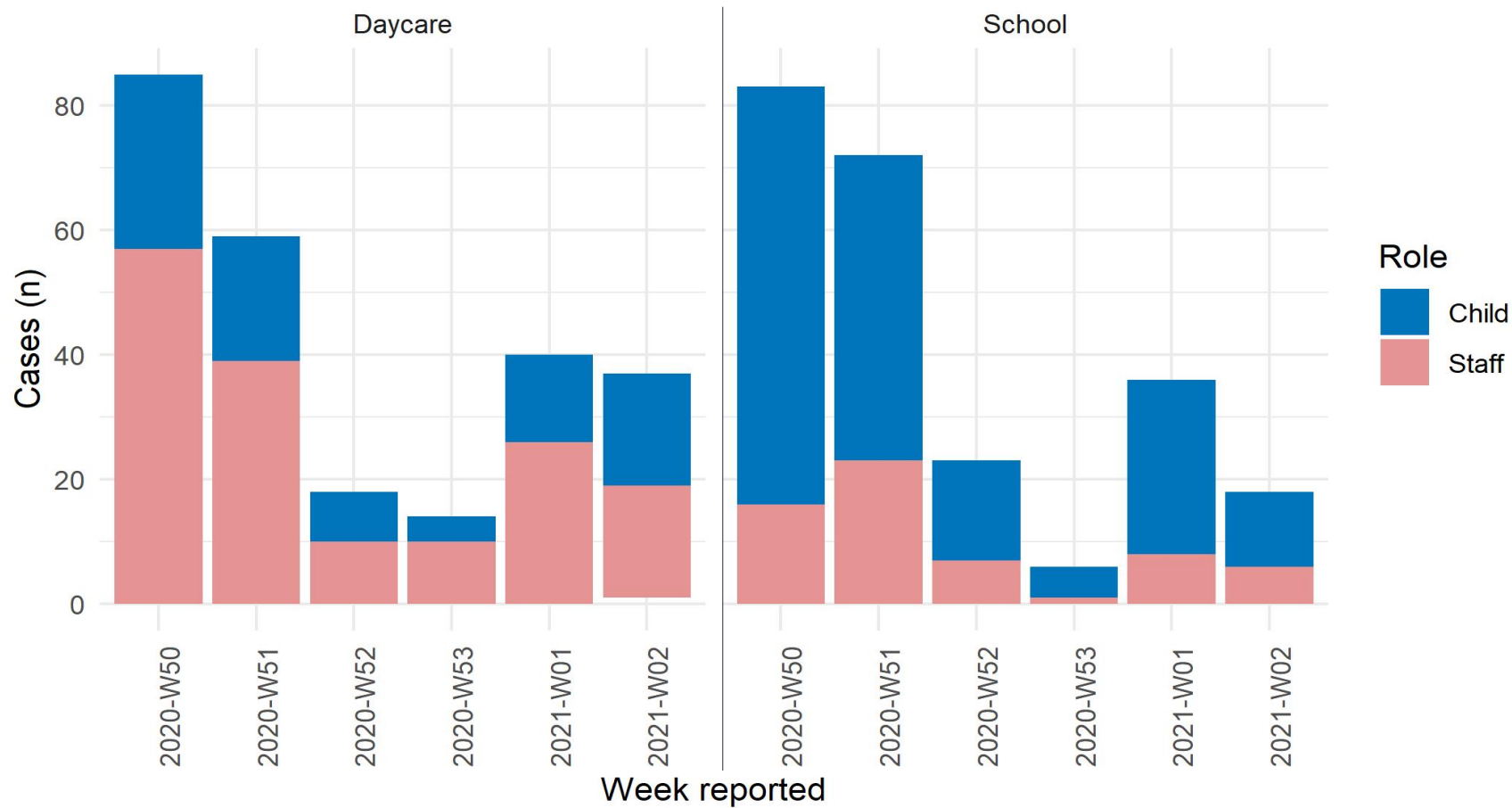
Child Care & Schools

Caution: Data may be incomplete and should be interpreted with caution given slowed processing times during the second surge and increased reporting delays due to operational burden on facilities and increased testing turn-around times





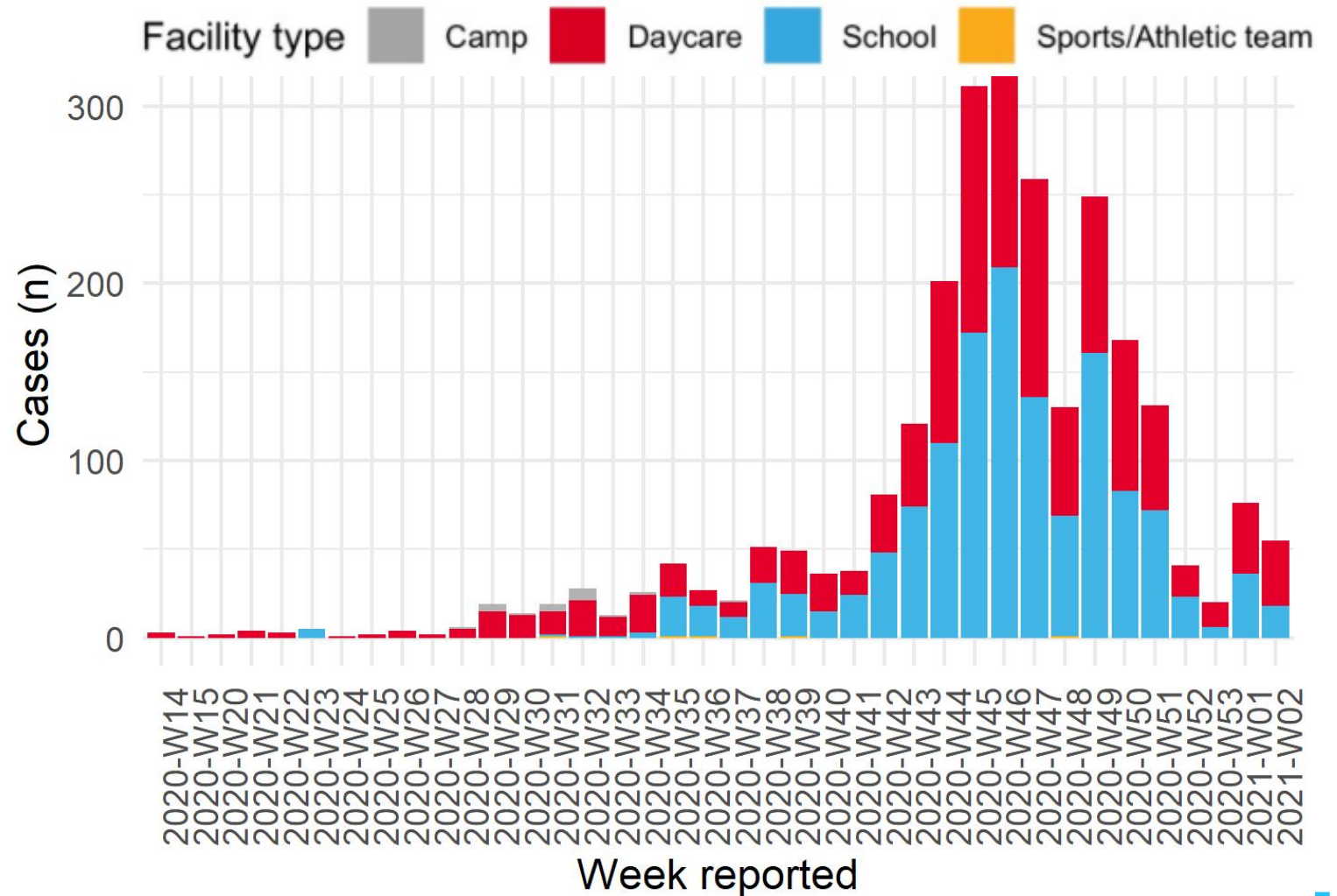
Cases in youth-settings remain lower than before Holiday closures



Facility-Associated Cases* in Youth Settings

Remain Lower than Prior to the Holiday Break

- **Schools**
 - 9 facilities
 - 0 new outbreaks**
- **Daycares**
 - 29 facilities
 - 1 outbreak**



*By report date (week 2)

**IDPH criteria for defining an outbreak in school settings was updated from 2 or more cases to 5 or more on October 27. Outbreaks in child care settings/daycares remain at 2 or more cases. Cases must have symptom onsets within 14 days of each other and be epidemiologically linked to the outbreak setting.