

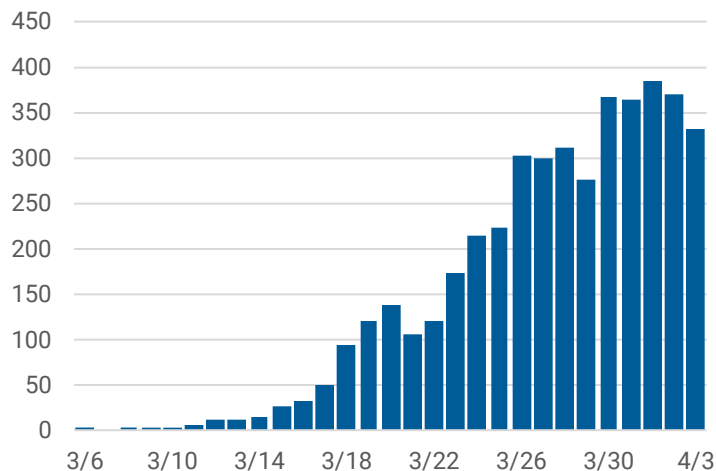


CHICAGO COVID-19 UPDATE

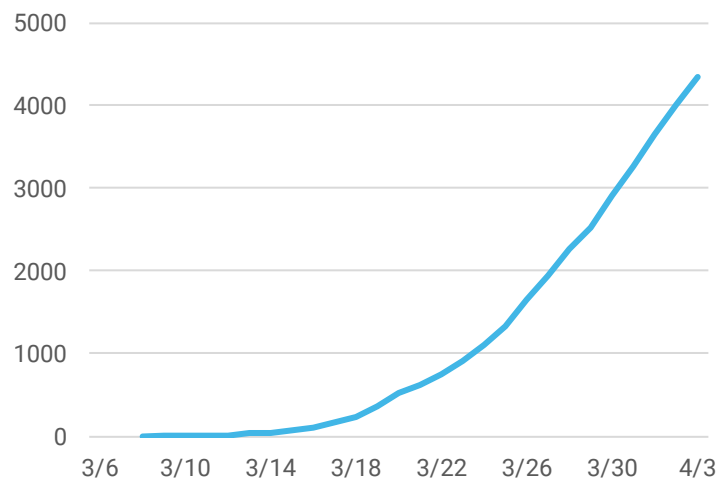
April 4, 2020

There are 4,399 cases of COVID-19 and 82 deaths among Chicago residents as of April 4, 2020. This is an increase of 563 cases since yesterday.

Confirmed daily COVID-19 cases



Confirmed cumulative COVID-19 cases



Daily and cumulative coronavirus 2019 (COVID-19) cases reported for Chicago residents with known laboratory report date. Results for several previous days are updated each day. Note, there was one case of COVID-19 reported in January 2020 that is not included in the daily counts.

COVID-19 Morbidity and Mortality by Geography

GEOGRAPHY	CASES ¹	DEATHS	PLACES
Chicago	4,399	82	NA
Illinois (IDPH link)	10,357	243	68/102 COUNTIES
U.S. (JHU link)	300,915	8,162	50/50 STATES
World (WHO link)	1,056,159	50,489	207/251 COUNTRIES

COVID-19 Case Characteristics for Chicago residents

CHARACTERISTIC	% TOTAL CASES ¹
Age	
0-17	1.1%
18-59	70.1%
60+	28.7%
Under investigation	0.1%
Median	49 years
Gender	
Female	48.2%
Male	50.7%
Under investigation	1.1%
Hospitalizations²	
Never hospitalized	57.0%
Ever hospitalized ³	43.0%
Hospitalizations by age group	
0-17	0.4%
18-59	45.1%
60+	54.5%

COVID-19 Death Characteristics for Chicago residents

CHARACTERISTIC	DEATHS	% DEATHS WITHIN ROW GROUP
Chicago	82	1.9%
Age		
0-17	1	2.0%
18-59	21	0.7%
60+	60	4.8%
Gender		
Female	25	1.2%
Male	57	2.6%

¹Does not include persons with pending COVID-19 tests or persons with COVID-19 related illness who have not been tested.

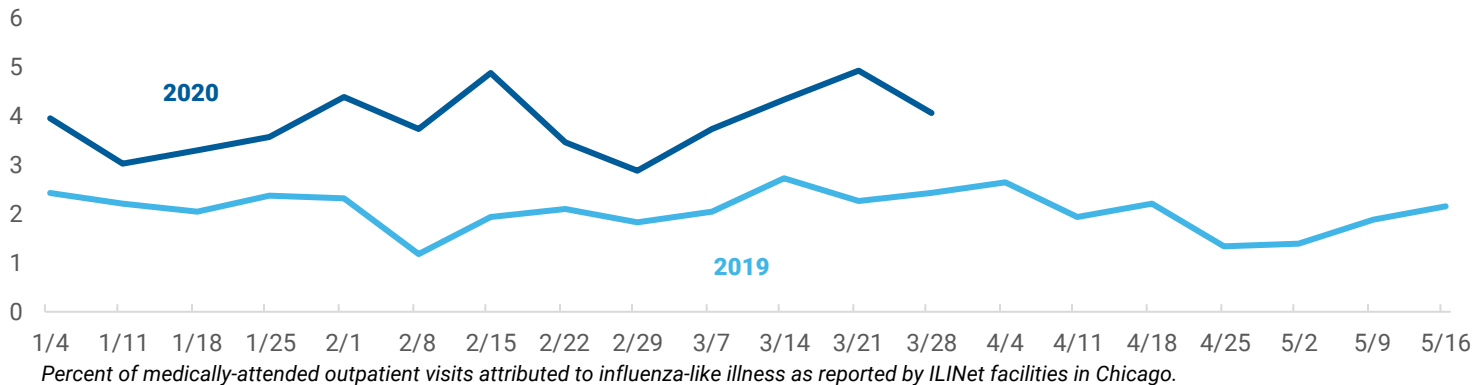
²Among those with known hospitalization status.

³Ever hospitalized, even if discharged.

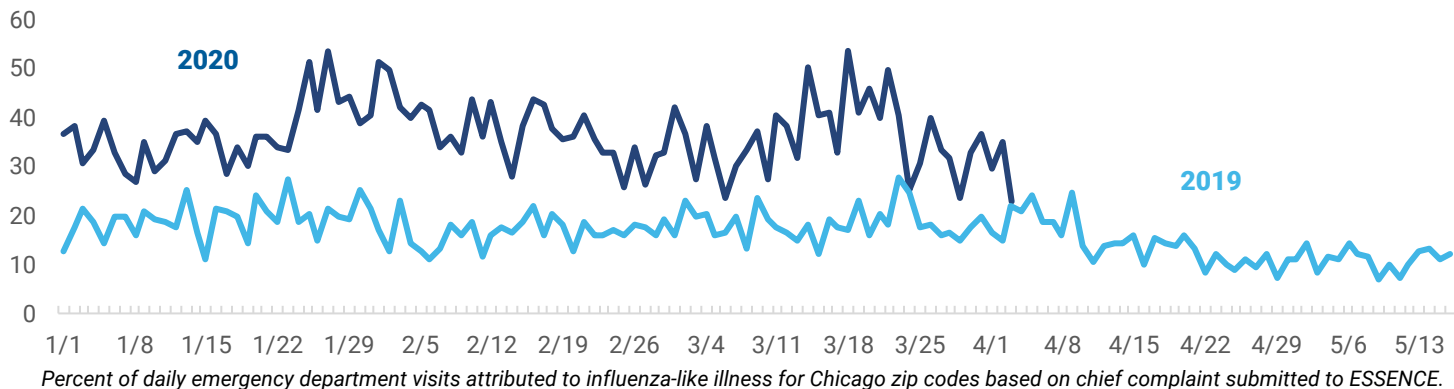
COVID-19 symptoms are similar to those of influenza, so monitoring influenza-like illness (ILI) may also help identify COVID-19. ILI activity in 2020 that is higher than what was experienced in 2019 could indicate the presence of COVID-19 in the community.

Annual influenza surveillance conducted by CDPH includes information on outpatient visits to health care providers for ILI. ILI is defined as fever (temperature of 100°F [37.8°C] or greater) and a cough and/or a sore throat without a known cause other than influenza. Emergency department (ED) visits for ILI are reported through a surveillance system called ESSENCE that captures the chief complaints of patients. Because persons over age 65 are at higher risk of severe illness due to COVID-19, we are also specifically monitoring the ED visits of older adults.

Percent of weekly outpatient visits at reporting providers due to influenza-like illness in Chicago among all age groups, 2020 vs. 2019



Percent of daily emergency department (ED) visits due to influenza-like illness in Chicago among all age groups, 2020 vs. 2019



Percent of daily emergency department (ED) visits due to influenza-like illness in Chicago among persons aged 65+, 2020 vs. 2019

