



# Survey of Violence Prevention Programs

---

Chicago Department of Public Health  
2021

# Current State of Violence in Chicago



Lori E. Lightfoot  
Mayor

Chicago  
Police Department



David O'Neil Brown  
Superintendent

## HISTORICAL COMPARISON

|                          | 2021         | 2020         | 2019         | 2018         | 2017         | % Change<br>2021 - 2020 | % Change<br>2021 - 2019 | % Change<br>2021 - 2018 | % Change<br>2021 - 2017 |
|--------------------------|--------------|--------------|--------------|--------------|--------------|-------------------------|-------------------------|-------------------------|-------------------------|
| <b>MURDER</b>            | 767          | 739          | 477          | 558          | 636          | 4%                      | 61%                     | 37%                     | 21%                     |
| <b>CRIM SEXUAL ASSLT</b> | 1982         | 1553         | 2000         | 2004         | 1910         | 28%                     | -1%                     | -1%                     | 4%                      |
| <b>ROBBERY</b>           | 7417         | 7513         | 7520         | 9144         | 11236        | -1%                     | -1%                     | -19%                    | -34%                    |
| <b>AGG BATTERY</b>       | 6202         | 6339         | 5957         | 6348         | 6361         | -2%                     | 4%                      | -2%                     | -2%                     |
| <b>BURGLARY</b>          | 6277         | 8396         | 9144         | 11226        | 12415        | -25%                    | -31%                    | -44%                    | -49%                    |
| <b>THEFT</b>             | 12205        | 10193        | 13978        | 14452        | 14690        | 20%                     | -13%                    | -16%                    | -17%                    |
| <b>MTR VEHICLE THEFT</b> | 10014        | 9368         | 8472         | 9488         | 10757        | 7%                      | 18%                     | 6%                      | -7%                     |
| <b>TOTAL</b>             | <b>44864</b> | <b>44101</b> | <b>47548</b> | <b>53220</b> | <b>58005</b> | <b>2%</b>               | <b>-6%</b>              | <b>-16%</b>             | <b>-23%</b>             |

The above CompStat figures are posted on Monday, one week after closing date.

CompStat figures are preliminary and subject to further analysis and revision. Crime statistics reflect Illinois Compiled Statutes and differ from the crime categories of the F.B.I. Uniform Crime Reporting System. All degrees of Criminal Sexual Assault are included in the Criminal Sexual Assault category.

# Chicago's Approach to Violence Reduction

Home / Departments / Family & Support Services / Youth Services / News Releases  
/ Mayor Lightfoot Launches "Our City, Our Safety," Initiative To Promote Resources, Programming And Activities For Memorial Day Weekend

## Mayor Lightfoot Launches "Our City, Our Safety." Initiative To Promote Resources, Programming And Activities For Memorial Day Weekend

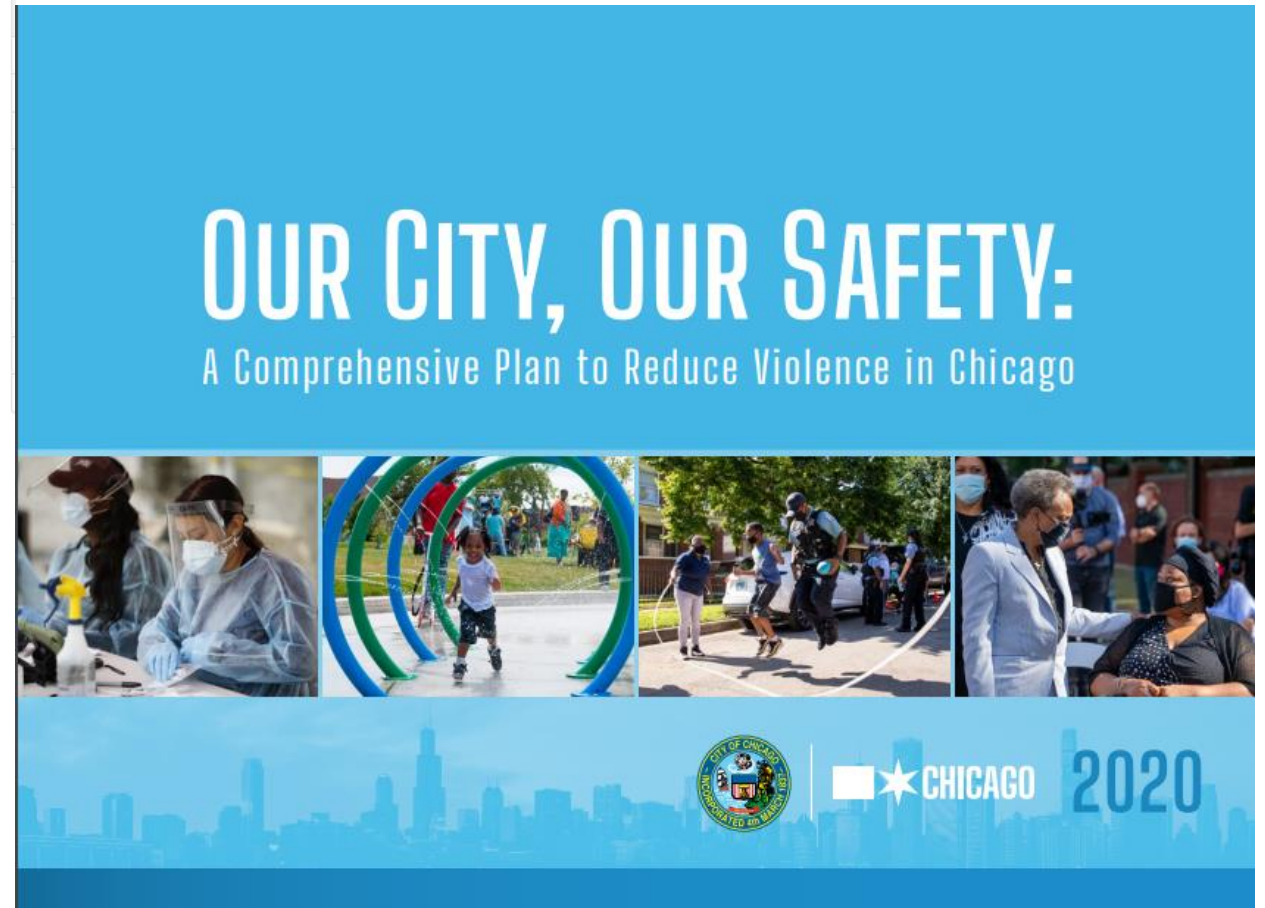
May 23, 2019

[Download this News Release](#)

*New initiative designed to promote city resources and community engagement opportunities across the city to ensure children, young adults and families stay safe and engaged this weekend*

Mayor Lori E. Lightfoot today joined city departments and agencies to launch "Our City, Our Safety.," a citywide initiative to promote more than 100 youth programs, activities and community events happening across Chicago this Memorial Day Weekend. Created in collaboration by several city departments and agencies, "Our City, Our Safety." is designed to centralize the city's key resources, making it easier for residents to access city services, youth programming and community events with a new website that is more accessible, transparent, and user-friendly. Mayor Lightfoot directed all city departments and agencies to coordinate and collaborate as part of the citywide initiative to ensure all residents of Chicago have access positive programming, resources and community

<https://www.chicago.gov/content/dam/city/sites/public-safety-and-violence-reduction/pdfs/OurCityOurSafety.pdf>



**OUR CITY, OUR SAFETY:**  
A Comprehensive Plan to Reduce Violence in Chicago

The graphic features a blue background with white text. Below the text is a collage of four images: medical workers in protective gear, a child playing in a colorful play structure, a person cleaning a street, and Mayor Lori E. Lightfoot talking to a woman. At the bottom right, there is the City of Chicago seal, the Chicago flag, and the text "CHICAGO 2020" over a silhouette of the city skyline.

# Chicago's Approach to Violence Reduction – principles and pillars

## *Guiding Principles (8)*

- Focused on Racial Equity
- Focused on People
- Focused on Places
- Trauma Informed
- Balanced
- Aligned Across Policy Priorities
- Community Driven and Data Informed
- Collaborative and Sustained Across Sectors

## *Pillars (5)*



# Violence Reduction Dashboard – City of Chicago

## Victim Counts and Comparison in All Community Areas, Jan 1 through Dec 12

*This chart compares the number of victimizations in the selected period to the prior year for different types of crime.*

|                                        | 2020   | 2021   | % Change |
|----------------------------------------|--------|--------|----------|
| Homicide Victimizations                | 739    | 759    | +2.7%    |
| Fatal Shooting Victimizations          | 664    | 708    | +6.6%    |
| Non-Shooting Homicide Victimizations   | 75     | 51     | -32.0%   |
| All Shooting Victimizations            | 3,920  | 4,220  | +7.7%    |
| Fatal Shooting Victimizations          | 664    | 708    | +6.6%    |
| Non-Fatal Shooting Victimizations      | 3,256  | 3,512  | +7.9%    |
| Criminal Sexual Assault Victimizations | 1,377  | 1,548  | +12.4%   |
| Robbery Victimizations                 | 6,785  | 6,308  | -7.0%    |
| Vehicular Hijacking Victimizations     | 1,582  | 1,985  | +25.5%   |
| Aggravated Battery Victimizations      | 6,224  | 5,888  | -5.4%    |
| Aggravated Assault Victimizations      | 7,420  | 8,462  | +14.0%   |
| Human Trafficking Victimizations       | 7      | 14     | +100.0%  |
| All Violent Crime Victimizations       | 27,267 | 28,363 | +4.0%    |
| Multi-Victim Shooting Incidents        | 430    | 434    | +0.9%    |
| ShotSpotter Alerts                     | 30,211 | 42,346 | +40.2%   |

- Supports community specific dialogue
- Accessible online with additional access with password
- Victimization focused

<https://www.chicago.gov/city/en/sites/vrd/home.html>

<https://data.cityofchicago.org/signup>

# The **Community Safety Coordination Center** was established to coordinate violence prevention programs and rapidly respond to community needs.



Coordinate violence prevention funding, programs, and activities between government, non-profit, and philanthropy



Collect, analyze, and disseminate data and information on violence interventions to community partners, senior leadership, and the public



Acquire, allocate, and track the resources needed to implement violence reduction strategies, including material supplies, physical spaces, personnel, and funding



Support the implementation of innovative ideas to reduce or prevent violence



Tamara Mahal, Chief Coordinating Officer

The CSCC is focused on three areas: people, culture, and places.

- **Goal:** Provide comprehensive support services to those at risk of or involved in violence, including but not limited to workforce development programs, youth programming, mental healthcare, social services navigation, and violence interruption.
- **Goal:** Support the expansion of practices that enable community members to connect with one another, address shared concerns, build community and solve public problems.
- **Goal:** Identify opportunities to improve the maintenance of City infrastructure and support community needs for spaces that have adequate programming, are clean and well-maintained, and are safe from violence and substance use.

**Four focus communities as a starting point...**

Englewood, North Lawndale, South Lawndale, and West Garfield Park

# Highlights: Violence Prevention Programs @ CDPH

|                                                                                                                                                                  | Investments | Communities                                                                                       |
|------------------------------------------------------------------------------------------------------------------------------------------------------------------|-------------|---------------------------------------------------------------------------------------------------|
| <b>Primary Prevention</b>                                                                                                                                        |             |                                                                                                   |
| <i><b>Bullying and Suicide Prevention</b></i> – Education, Awareness, and Citywide Coalition Building – Chicago Collaborative on Bullying and Suicide Prevention | \$100,000   | Citywide                                                                                          |
| <i><b>Restorative Practices</b></i> – training and coalition building; certifies new peace circle keepers; (tertiary – on demand restorative circles)            | \$400,000   | Westside: Austin, West Garfield, East Garfield<br>Southside: Chatham, Roseland, Auburn<br>Gresham |

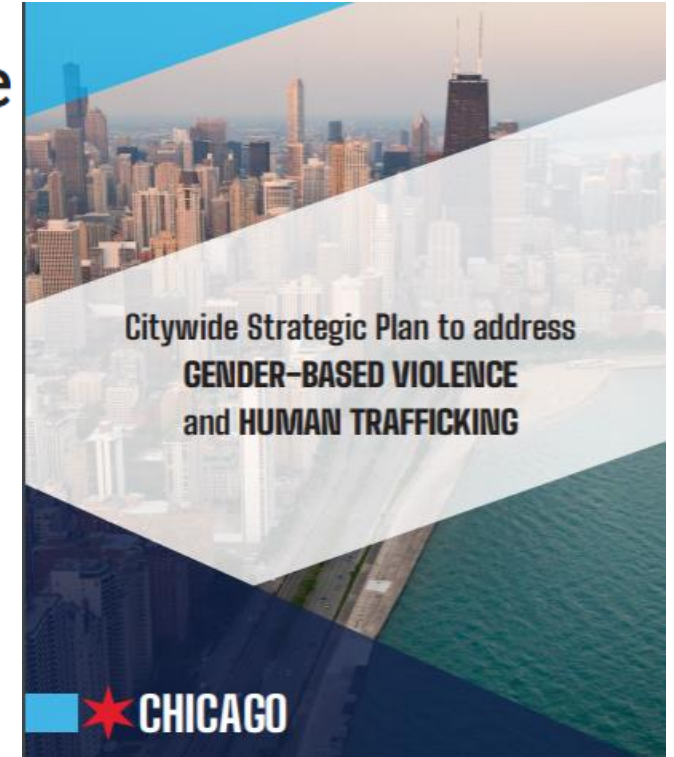
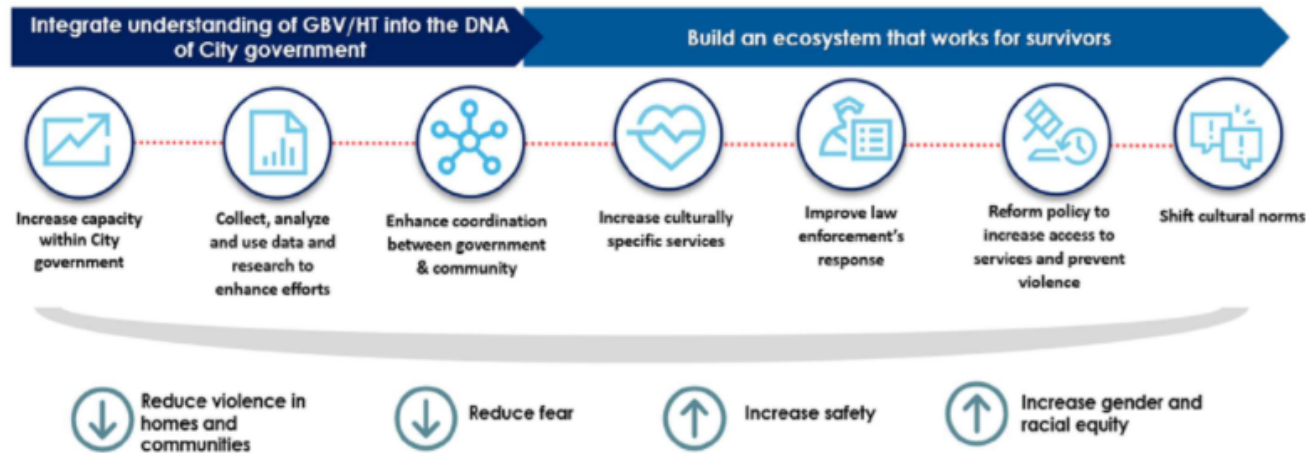


# Highlights: Violence Prevention Programs @ CDPH

|                                                                                                                                                                                                                                                                                         | Investments | Communities |
|-----------------------------------------------------------------------------------------------------------------------------------------------------------------------------------------------------------------------------------------------------------------------------------------|-------------|-------------|
| <b>Secondary/Tertiary Prevention</b>                                                                                                                                                                                                                                                    |             |             |
| <b><i>Prevention Education and Mental Health Services for Childhood Sexual Assault (CSA)</i></b> – educates families and providers on child sexual assault risks and prevention strategies; tertiary - clinical support to youth and adult caregivers during and post CSA investigation | \$221,000   | Citywide    |
| <b><i>Chicago Torture Justice Center</i></b> – traditional clinical and adaptive supports for survivors of police torture and other violence involving law enforcement                                                                                                                  | \$375,000   | Citywide    |
| <b><i>People Who Cause Harm</i></b> (Gender Based Violence) – provides a new pathway for services and intervention for PWCH who are traditionally outside of the criminal justice system                                                                                                | \$500,000   | Various     |

# Emerging: Gender Based Violence Programs

## Citywide Strategic Plan to Address Gender-based Violence and Human Trafficking



The City of Chicago is building its first whole-of-government approach to address gender-based violence and human trafficking by first acknowledging the historical and systemic roots found at the intersection of racism and gender inequity; and second by building solutions-driven, trauma-informed strategies with community leaders, survivors, and City officials to create a safer, more equitable and inclusive Chicago. This [strategic plan](https://www.chicago.gov/content/dam/city/sites/public-safety-and-violenc-reduction/pdfs/GBV%20strategic%20plan%20FINAL.pdf) will take place over the next two years.

# Highlights: Violence Prevention Programs @ CDPH

|                                                                                                                                                                                                                                                                                                                                                                                                                                          | Investments | Communities    |
|------------------------------------------------------------------------------------------------------------------------------------------------------------------------------------------------------------------------------------------------------------------------------------------------------------------------------------------------------------------------------------------------------------------------------------------|-------------|----------------|
| <b>Tertiary Prevention</b>                                                                                                                                                                                                                                                                                                                                                                                                               |             |                |
| <b><i>Crisis Response and Recovery</i></b> – survivors of homicide receive immediate and short-term support with bereavement, funeral planning, systems engagement, coping and trauma reduction; train providers and communities on Compassionate Response to Homicide Survivors                                                                                                                                                         | \$500,000   | Citywide       |
| <b><i>Victim Services (VS)</i></b> – 2020, the city established a network of providers that are deployed to respond to victims of serious violence (not excluding homicide) in designated communities; operates as a layer community support to reduce trauma and the threat of retaliation and family disruption. MO staff convene VS providers along with other non-CDPH funded VS groups to coordinate training and incident coverage | \$2,475,000 | 11 communities |

# Highlights: Violence Prevention Programs @ CDPH

|                                                                                                                                                                                                                                                                                                                                                                                                                                                                                                                                                                                                                                                                                                                      | Investments  | Communities                                                                                  |
|----------------------------------------------------------------------------------------------------------------------------------------------------------------------------------------------------------------------------------------------------------------------------------------------------------------------------------------------------------------------------------------------------------------------------------------------------------------------------------------------------------------------------------------------------------------------------------------------------------------------------------------------------------------------------------------------------------------------|--------------|----------------------------------------------------------------------------------------------|
| <b>Tertiary Prevention</b>                                                                                                                                                                                                                                                                                                                                                                                                                                                                                                                                                                                                                                                                                           |              |                                                                                              |
| <b><i>Street Outreach (SO)</i></b> – via Lead Organization or Individual sites. Across multiple awards, this funding represents the city’s largest investment in this approach to hyperlocal violence interruption. Teams are convened by city staff and providers multiple times per week to coordinate incident response, address staff training and coping, and involvement with systems collaborators. Typical services include street canvassing and relationship building with residents and potential participants, community guidance on COVID precautions, crisis mediation and restorative engagements, case management (education, housing, health and mental health, family concerns, and legal issues). | \$15,256,190 | Across four awards serving +15 communities that have been prioritized due to violence trends |



QUESTIONS?

---