

# MAYOR'S OFFICE ON DOMESTIC VIOLENCE

## City of Chicago Domestic Violence Help Line

### *Chicago ZIP Code Area Profiles* *Victim Callers* *2005*

City of Chicago  
Domestic Violence Help Line

1-877-TO END DV  
[1-877-863-6338]  
1-877-863-6339 (TTY)



Mayor's Office on Domestic Violence  
Richard M. Daley, Mayor

# MAYOR'S OFFICE ON DOMESTIC VIOLENCE

Leslie Landis, Executive Director

Mayor's Office on Domestic Violence

333 S. State Street

DePaul Center Suite 550

Chicago, IL 60604

(312) 747-9972

(312) 745-3399 (fax)

The City Of Chicago Domestic Violence Help Line is a collaboration of the City of Chicago Mayor's Office on Domestic Violence and the Chicago Metropolitan Battered Women's Network.

**2005**

***Chicago ZIP Code Area Profiles  
Victim Callers to the  
City of Chicago Domestic Violence Help Line***

Michelle Fugate, PhD  
Coordinator of Research and Evaluation  
City of Chicago Mayor's Office on Domestic Violence

Gwyn Roland, MA  
City of Chicago Domestic Violence Help Line Director  
Chicago Metropolitan Battered Women's Network

This project was supported by Grant # 2004-VA-GX-0046, awarded by the Office for Victims of Crime, Office of Justice Programs, U.S. Department of Justice, through the Illinois Criminal Justice Information Authority. Points of view or opinions contained within this document are those of the author and do not necessarily represent the official position or policies of the U.S. Department of Justice, or the Illinois Criminal Justice Information Authority.

# INTRODUCTION

## CITY OF CHICAGO DOMESTIC VIOLENCE HELP LINE

The City of Chicago Domestic Violence Help Line operates 24-hours, 7 days a week, and is a toll free, confidential and multi-lingual telephone service that functions as a clearinghouse to domestic violence services in the metropolitan Chicago area. Established in 1998, the City of Chicago Mayor's Office on Domestic Violence contracts with the Metropolitan Battered Women's Network to staff the Help Line. Callers to the Help Line are provided with general domestic violence information, referrals to appropriate domestic violence services, and a three-way phone linkage between the caller and the domestic violence provider agency. Trained domestic violence advocates (Victim Information and Referral Advocates or VIRAs) provide victims with immediate information about their options, information on safety planning, and referrals to community based providers including shelters, counseling services, legal advocacy services, and civil legal services. Bi-lingual and bi-cultural Spanish speaking VIRAs are always available and operators can access the Language Line for over 140 other languages. A TTY is available for speech and hearing impaired callers. The Help Line operates on two centralized databases. The first database allows the VIRa to record case specific information (not victim identifying information) including demographic information and service need information. The database provides the caller with a unique call ID number to refer to during any subsequent calls to the Help Line. The second is a searchable database of domestic violence service provider programs in the Chicago metropolitan area. Callers are matched to services based on the ZIP code provided by the caller and their identified service need.

## CHICAGO ZIP CODE AREA PROFILES

This is the fourth annual report of "Profiles" released on The City of Chicago Domestic Violence Help Line. This report details the characteristics of victim callers to the Help Line in every ZIP code area of Chicago. The Domestic Violence Help Line receives calls from a wide variety of people across Chicago and surrounding communities. Callers request information or services not only for domestic violence but also on a wide assortment of topics. During the year 2005, the Help Line answered over twenty-thousand calls from persons in and around Chicago. Domestic violence victims represent 6,636 of the callers to the Help Line in 2005. Some victims provided ZIP codes for communities outside of Chicago city limits, for other calls a ZIP code was not provided. For this report, a particular group of callers, domestic violence victims in the Chicago area, are analyzed. This report is a summary of those 4,227 Chicago domestic violence victim callers.

The ZIP code profiles are intended for use at the community level for decision-making around the provision of domestic violence services. The purposes of the Profiles are to increase awareness and knowledge about the extent of domestic violence in the City of Chicago and to provide useful information to the domestic violence service provider community and their funding agencies to develop and refine domestic violence services in Chicago. To encourage community level responses to domestic violence this report is formatted to allow for ease in photocopying and distribution of particular sectors or ZIP code areas in your community. Calls are presented in three formats: at the City level, by Sector (North, South, Central), and by particular ZIP Code.

Data in this report reflect Chicago domestic violence victim's use of the City of Chicago Domestic Violence Help Line only and not the prevalence or incidence of domestic violence in Chicago. Many victims of domestic violence do not contact other persons about their situations. Therefore, the number of callers to the Help Line (or any other service) will be significantly lower than the actual number of victims of domestic violence in Chicago. Data for this report are obtained from the City of Chicago Domestic Violence Help Line for the year 2005. To place victim callers into context, population data were obtained from the 2000 Census. Generally, the age and race of the victim callers by ZIP code area is reflective of the age and race of all residents in that area and reflects the diversity of Chicago. The numbers of domestic violence service providers reported are those in the City of Chicago Domestic Violence Help Line in May 2006.

A variety of reports are produced from the City of Chicago Domestic Violence Help Line data. We invite you to peruse these reports on our website: <http://www.cityofchicago.org/domesticviolence>.

# CONTENTS

<b>INTRODUCTION:</b> City of Chicago Domestic Violence Help Line Chicago ZIP Code Area Profiles	4
<b>INDEX TO ZIP CODE AREAS</b>	6
<b>CITYWIDE CHICAGO VICTIM CALLERS</b>	7
Map: Chicago	8
<b>CENTRAL SECTOR VICTIM CALLERS</b>	9
Map: Central Sector	10
<b>SOUTH SECTOR VICTIM CALLERS</b>	11
Map: South Sector	12
<b>NORTH SECTOR VICTIM CALLERS</b>	13
Map: North Sector	14
<b>ZIP CODE AREA PROFILES</b>	15-28
Central	15-18
South	19-22
North	22-26
<b>GLOSSARY/DEFINITIONS</b>	27-28

# INDEX TO ZIP CODE AREAS

<u>ZIP</u>	<u>PAGE</u>	<u>SECTOR</u>	<u>ZIP</u>	<u>PAGE #</u>	<u>SECTOR</u>
The LOOP	15	Central	60631	24	North
60606 &60607	15	Central	60632	18	Central
60608	15	Central	60633	20	South
60609	15	Central	60634	24	North
60610	16	Central	60636	20	South
60611	16	Central	60637	21	South
60612	16	Central	60638	21	South
60613	22	North	60639	24	North
60614	22	North	60640	24	North
60615	16	Central	60641	25	North
60616	17	Central	60643	21	South
60617	19	South	60644	18	Central
60618	23	North	60645	25	North
60619	19	South	60646	25	North
60620	19	South	60647	25	North
60621	19	South	60649	21	South
60622	17	Central	60651	18	Central
60623	17	Central	60652	22	South
60624	17	Central	60653	18	Central
60625	23	North	60655	22	South
60626	23	North	60656&60666	26	North
60628	20	South	60657	26	North
60629	20	South	60659	26	North
60630	23	North	60660	26	North

# CHICAGO CITYWIDE

## Victim Callers 2005 City of Chicago Domestic Violence Help Line

N=4,227

Victim			Abuser			Children		
Age Median 32			Age Median 35					
12 thru 19	199	5%	11 thru 19	94	2%	No Children	2159	51%
20 thru 24	716	18%	20 thru 24	465	12%	Have Kids	2068	49%
25 thru 29	765	19%	25 thru 29	700	17%	Total Kids	4365	
30 thru 34	699	17%	30 thru 34	704	17%	Range	1-9	
35 thru 39	606	15%	35 thru 39	647	16%	Mean	2.11	
40 thru 44	494	12%	40 thru 44	544	14%	Kids 0-5 yrs	2178	
45 thru 49	301	7%	45 thru 49	452	11%	Language		
50 thru 59	247	6%	50 thru 59	336	8%	English	3804	90%
60 thru 94	43	1%	60 thru 88	93	2%	Spanish	384	9%
Missing			Missing	192		Arabic, Bosnian, Chinese, Creole, Polish, Russian, Romanian, Urdu, Serbian, Filipino, Greek, Visayan	39	1%
Sex			Sex			Referred By		
Female	3971	95%	Female	325	8%	Police	2311	57%
Male	232	6%	Male	3866	92%	DV & Social Services	587	15%
Transgender	1	<1%	Transgender	2	<1%	Advertisement	453	11%
Missing	23		Missing	34		Family or Friend	139	3%
Race			Race			Health	135	3%
Black/African	2491	60%	Black/African	2593	63%	Information Resources	23	1%
White	667	16%	White	607	15%	Criminal & Civil Justice	26	1%
Latino/Hispanic	843	20%	Latino/Hispanic	831	20%	Employment & School	22	1%
Middle Eastern	10	<1%	Middle Eastern	17	<1%	Other	364	9%
Asian	39	1%	Asian	24	1%	Missing	167	
Multi-racial	32	1%	Multi-racial	25	1%	Service Need		
Native American	5	<1%	Native American	4	<1%	Shelter	1801	43%
Other	37	1%	Other	46	1%	Counseling	742	18%
Missing + 1 Refusal	103		Missing	80		Legal	1098	26%
Relationship			Family/ Blood Relationship			Information	250	6%
Spouse	1296	31%	Parent/Step Parent	61	25%	Other	292	7%
Cohabiting Partner	1077	26%	Child/Step Child	73	30%	Missing	44	
Partner not cohabiting	461	11%	Sibling	54	22%	Same Sex Relationship		
Ex Spouse/Partner	743	18%	Other	56	23%			
Child in common	255	6%						
Other Family/Blood	253	6%				Male	43	1%
Roommate/ Personal Attendant	47	1%				Female	88	2%
Other	21	1%						
Missing	74							

**Chicago Area Demographics**

Total Population: **2,896,016**

Race

Hispanic/Latino	753,644
Not Hispanic/Latino:	
Asian	124,437
Black	1,053,739
White	907,166
Other	57,030

Age Median 31.5

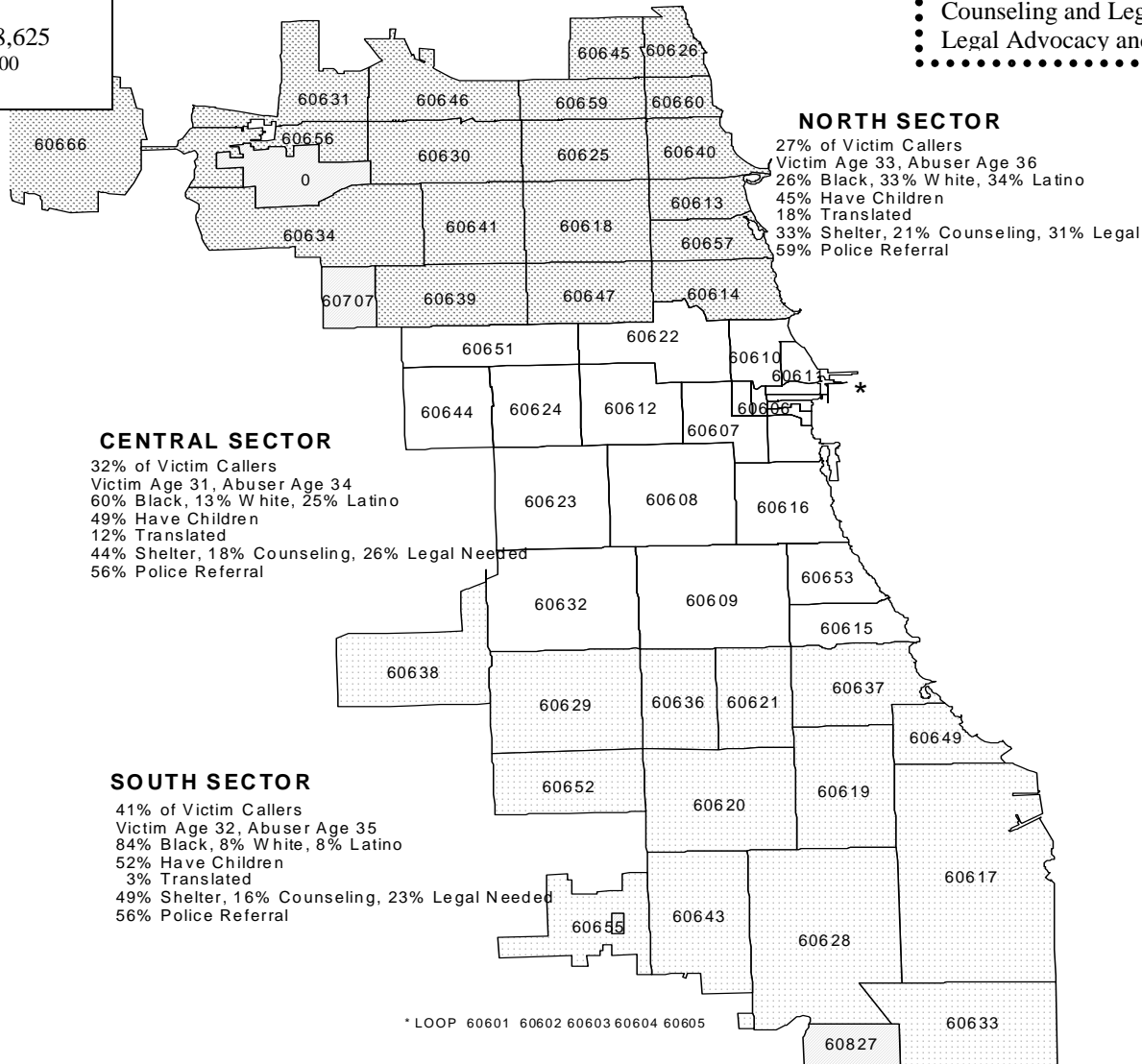
Income Median (household) \$38,625

Source: U.S. Census Bureau, Census 2000

**Chicago ZIP Code Area  
Victim Callers to Help Line by Sector  
2005**

**Domestic Violence Service Provider  
Agencies' Primary Service**

Emergency Shelter	6
+ population specific	2
DV counseling (+ some sexual assault)	32
Sexual Assault Counseling	8
Legal Advocacy	4
Legal Representation	11
Counseling and Legal Advocacy	18
Legal Advocacy and Representation	7










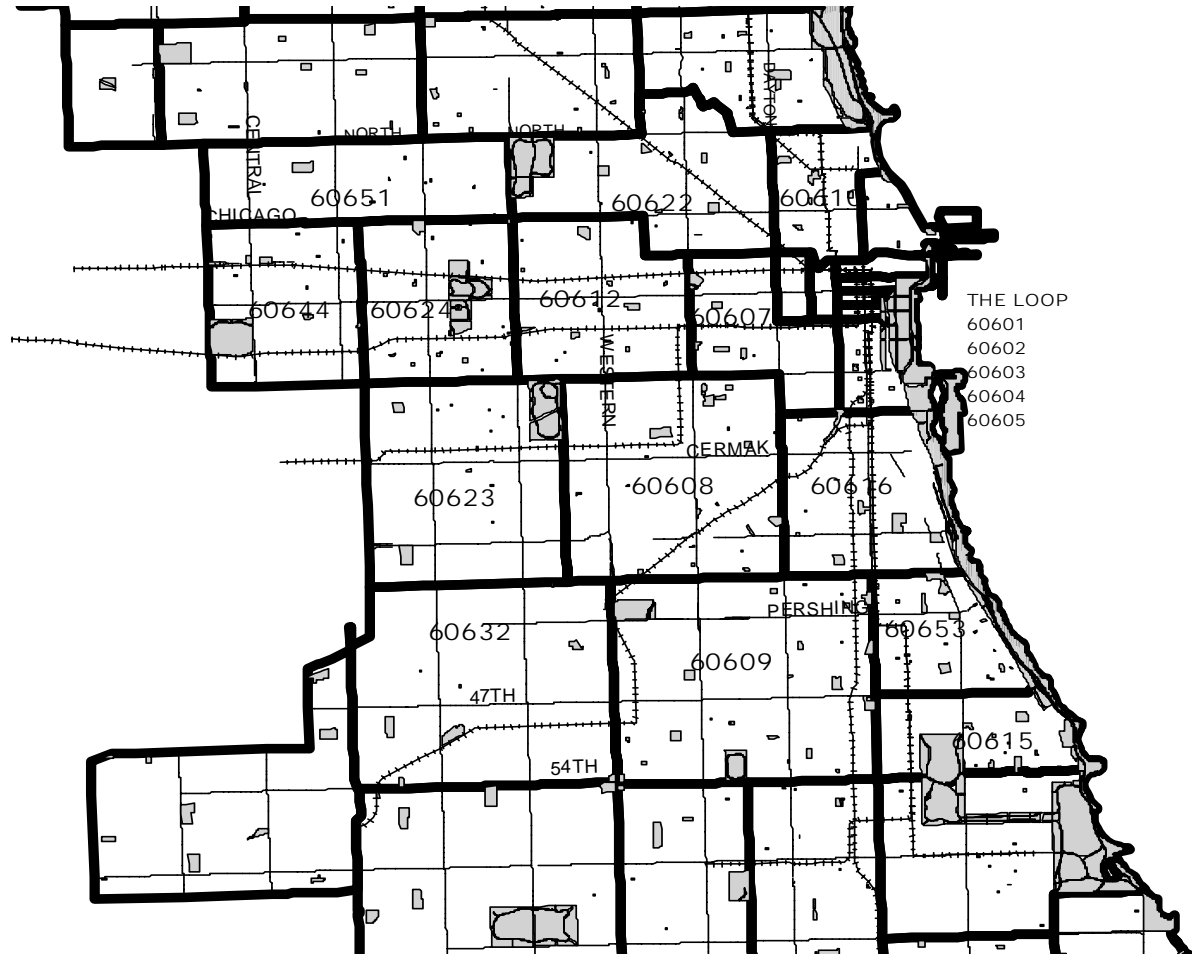
**CENTRAL SECTOR**  
**Victim Callers 2005 City of Chicago Domestic Violence Help Line**  
**N=1364      32%**

Victim			Abuser			Children		
Age Median 31			Age Median 34					
12 thru 19	67	5%	13 thru 19	27	2%	No Children	701	51%
20 thru 24	230	17%	20 thru 24	148	11%	Have Kids	663	49%
25 thru 29	273	21%	25 thru 29	254	20%	Total Kids	1472	
30 thru 34	253	19%	30 thru 34	235	18%	Range	1-9	
35 thru 39	202	15%	35 thru 39	219	17%	Mean	2.22	
40 thru 44	154	12%	40 thru 44	171	13%	Kids 0-5 yrs	747	
45 thru 49	71	5%	45 thru 49	129	10%	Language		
50 thru 59	66	5%	50 thru 59	98	8%	English	1204	88%
60 thru 84	9	1%	60 thru 88	24	2%	Spanish	157	12%
Missing	39		Missing	59		Polish, Chinese, Mandarin	3	<1%
Sex			Sex			Referred By		
Female	1282	94%	Female	108	8%	Police	735	56%
Male	78	6%	Male	1246	92%	DV & Social Services	199	15%
Transgender	0		Transgender	1	<1%	Advertisement	143	11%
Missing	4		Missing	9		Family or Friend	39	3%
Race			Race			Health	50	4%
Black/African	795	60%	Black/African	831	62%	Information Resources	6	1%
White	168	13%	White	138	10%	Criminal & Civil Justice	8	1%
Latino/Hispanic	336	25%	Latino/Hispanic	345	26%	Employment & School	9	1%
Middle Eastern	1	<1%	Middle Eastern	2	<1%	Other	129	10%
Asian	9	1%	Asian	7	1%	Missing	46	
Multi-racial	12	1%	Multi-racial	7	1%	Service Need		
Native American	4	<1%	Native American	1	<1%	Shelter	597	44%
Other	7	1%	Other	10	1%	Counseling	239	18%
Missing	32		Missing	23		Legal	356	26%
Relationship			Family/ Blood Relationship			Information	66	5%
Spouse	392	29%	Parent/Step Parent	19	25%	Other	93	7%
Cohabiting Partner	346	26%	Child/Step Child	15	20%	Missing	13	
Partner not cohabiting	153	11%	Sibling	17	23%	DV Service Providers		
Ex Spouse/Partner	259	19%	Other	24	32%	Shelter		2
Child in common	92	7%	Same Sex Relationship			DV Counseling		14
Other Family/Blood	79	6%	Male	8	1%	Legal Advocacy		2
Roommate/ Personal Attendant	17	1%	Female	23	2%	Legal Representation		10
Other	7	1%				BOTH Legal		5
Missing	19					Counseling and Legal Advocacy		3
						Sexual Assault Counseling		5

Map 2. Central Sector

# Central Sector

-  Cta\_lines.shp
-  Parks
-  Zip Code Area
-  Streets
-  2









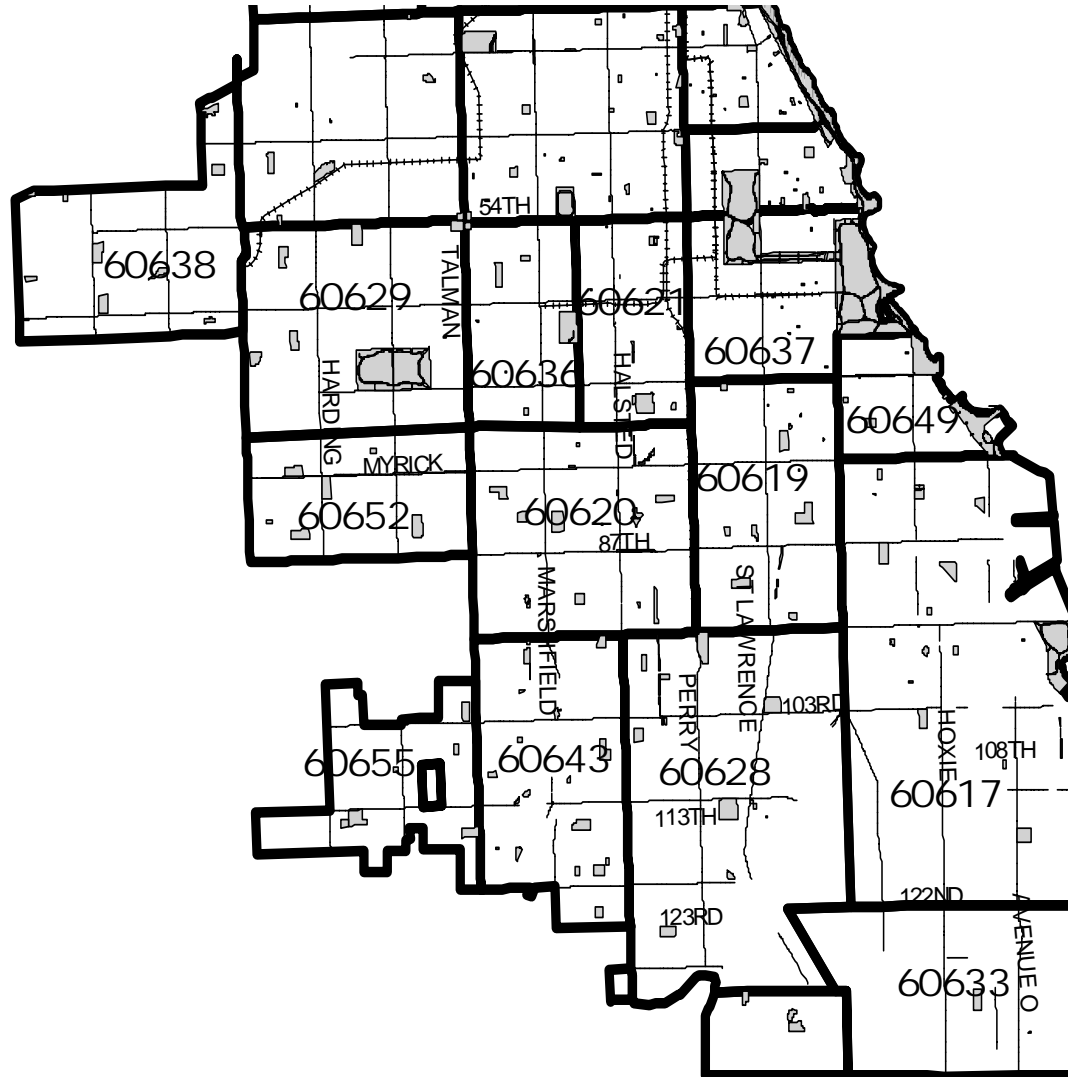
**SOUTH SECTOR**  
**Victim Callers 2004 City of Chicago Domestic Violence Help Line**  
**N=1727      41%**

Victim			Abuser			Children		
Age    Median 32			Age    Median 35					
15 thru 19	101	6%	11 thru 19	43	3%	No Children	836	48%
0 thru 24	318	19%	20 thru 24	218	13%	Have Kids	891	52%
25 thru 29	314	19%	25 thru 29	260	16%	Total Kids	1911	
30 thru 34	243	15%	30 thru 34	299	18%	Range	1-8	
35 thru 39	248	15%	35 thru 39	244	15%	Mean	2.14	
40 thru 44	198	12%	40 thru 44	227	14%	Kids 0-5 yrs	928	
45 thru 49	134	8%	45 thru 49	197	12%	Language		
50 thru 59	88	5%	50 thru 59	131	8%	English	1668	97%
60 thru 94	19	1%	60 thru 87	43	3%	Spanish	56	3%
Missing	64		Missing	65		Polish	3	<1%
Sex			Sex			Referred By		
Female	1646	96%	Female	121	7%	Police	929	56%
Male	68	4%	Male	1592	93%	DV & Social Services	244	15%
Transgender	1	<1%	Transgender	0	0	Advertisement	195	12%
Missing	12		Missing	14		Family or Friend	58	4%
Race			Race			Health	58	4%
Black/African	1404	84%	Black/African	1429	84%	Information Resources	13	1%
White	133	8%	White	111	7%	Criminal & Civil Justice	12	1%
Latino/Hispanic	132	8%	Latino/Hispanic	134	8%	Employment & School	9	1%
Middle Eastern	1	<1%	Middle Eastern	2	<1%	Other	137	8%
Asian	1	<1%	Asian	2	<1%	Missing	72	
Multi-racial	5	<1%	Multi-racial	6	<1%	Service Need		
Native American	0	<1%	Native American	1	<1%	Shelter	838	49%
Other	6	<1%	Other	8	1%	Counseling	268	16%
Missing	45		Missing	34		Legal	392	23%
Relationship			Family/ Blood Relationship			Information	107	6%
Spouse	449	26%	Parent/Step Parent	31	28%	Other	105	6%
Cohabiting Partner	476	28%	Child/Step Child	30	27%	Missing	17	
Partner not cohabiting	207	12%	Sibling	25	23%	DV Service Providers		
Ex Spouse/Partner	324	19%	Other	24	22%	Shelter + 1 population specific	2	
Child in common	122	7%	Same Sex Relationship			DV Counseling	8	
Other Family/Blood	112	7%	Male	11	1%	Legal Advocacy	1	
Roommate/ Personal Attendant	6	<1%	Female	40	2%	Legal Representation	1	
Other	7	<1%				BOTH	-	
Missing	24					Counseling & Legal Advocacy	5	
						Sexual Assault Counseling	1	

Map 3. South Sector

# South Sector

-  Cta\_lines.shp
-  Parks
-  Zip Code Area
-  Streets
-  2



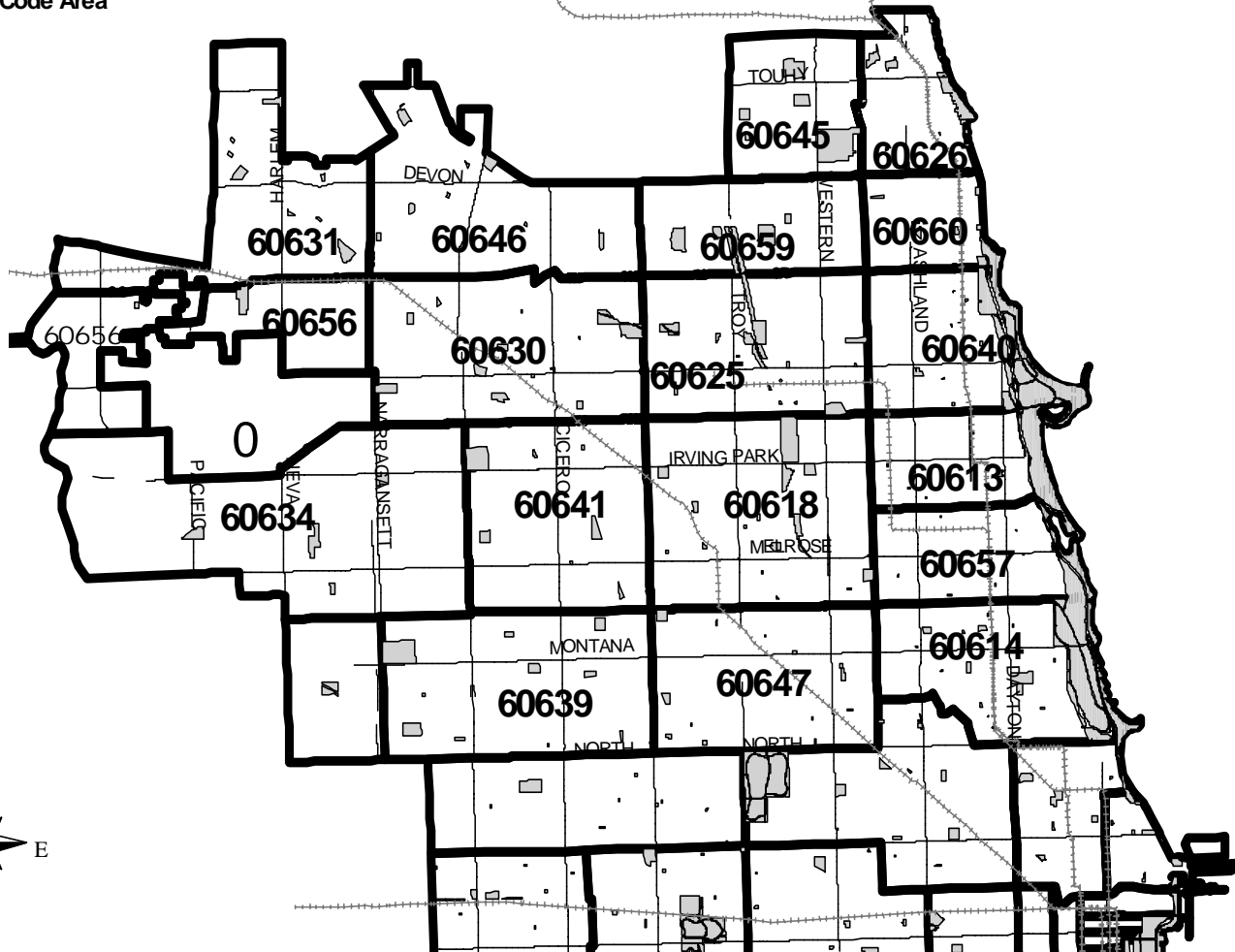
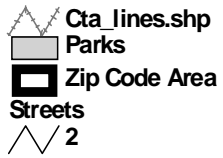
# NORTH SECTOR

## Victim Callers 2004 City of Chicago Domestic Violence Help Line

**N=1136      27%**

Victim			Abuser			Children					
<b>Age</b> Median    33			<b>Age</b> Median    36								
15 thru 19	31	3%	14 thru 19	24	2%	No Children	622	55%			
20 thru 24	168	16%	20 thru 24	99	9%	Have Kids	514	45%			
25 thru 29	178	17%	25 thru 29	186	17%	Total Kids	982				
30 thru 34	203	19%	30 thru 34	170	16%	Range	1-7				
35 thru 39	156	14%	35 thru 39	184	17%	Mean	1.91				
40 thru 44	142	13%	40 thru 44	146	14%	Kids 0-5 yrs	503				
45 thru 49	96	9%	45 thru 49	126	12%	<b>Language</b>					
50 thru 59	93	9%	50 thru 59	107	10%	English	932	82%			
60 thru 72	15	1%	60 thru 77	26	2%	Spanish	171	15%			
Missing	54		Missing	68		Polish	18	2%			
<b>Sex</b>			<b>Sex</b>			Arabic, Bosnian, Chinese Creole, Russian, Serbian, Romanian, Urdu, Filipino, Greek, Visayan    15    1%					
Female	1043	92%	Female	96	9%	<b>Referred By</b>					
Male	86	8%	Male	1028	91%	Police	647	59%			
Transgender	0	0	Transgender	1	<1%	DV & Social Services	144	13%			
Missing	7		Missing	11		Advertisement	115	11%			
<b>Race</b>			<b>Race</b>			Family or Friend	42	4%			
Black/African	292	26%	Black/African	333	30%	Health	27	3%			
White	366	33%	White	358	32%	Information Resources	4	<1%			
Latino/Hispanic	375	34%	Latino/Hispanic	352	32%	Criminal & Civil Justice	6	1%			
Middle Eastern	8	1%	Middle Eastern	13	1%	Employment & School	4	<1%			
Asian	29	3%	Asian	15	1%	Other	98	9%			
Multi-racial	15	1%	Multi-racial	12	1%	Missing	49				
Native American	1	<1%	Native American	2	<1%	<b>Service Need</b>					
Other	24	2%	Other	28	3%	Shelter	366	33%			
Missing	26		Missing	23		Counseling	235	21%			
<b>Relationship</b>			<b>Family/ Blood Relationship</b>			Legal	350	31%			
Spouse	455	41%	Parent/Step Parent	11	19%	Information	77	7%			
Cohabiting Partner	255	23%	Child/Step Child	28	48%	Other	94	8%			
Partner not cohabiting	101	9%	Sibling	12	20%	Missing	14				
Ex Spouse/Partner	160	15%	Other	8	14%	<b>DV Service Providers</b>					
Child in common	41	4%	<b>Same Sex Relationship</b>			Shelter + 1 population specific	4				
Other Family/Blood	62	6%				Male	24	2%	DV Counseling	10	
Roommate/ Personal Attendant	24	2%				Female	25	2%	Legal Advocacy	1	
Other	7	1%				Legal Representation	-				
Missing	31					BOTH Legal	2				
						Counseling and Legal Advocacy	10				
						Sexual Assault Counseling	2				

# North Sector





60610		N=53			
<b>VICTIM</b>		<b>ABUSER</b>		<b>CHILDREN</b>	
Age (Median)	33	Age (Median)	40	No Kids	31
Sex: Female	52	Sex: Female	4	Have Kids	22
Male	1	Male	49	Total Kids	54
Race: Black	28	Race: Black	32	Range	1-7
White	18	White	13	Mean N	2.45
Latino	2	Latino	2	Kids 0-5 yrs	22
Other	5	Other	6		
<b>REFERRED BY</b>		<b>SERVICE NEED</b>			
Police	24	Shelter	25		
DV & Social Service	9	Counseling	9		
Advertisement	7	Legal	11		
Health	5	Info Only	2		
Family or Friend	2	Other	6		
Info. Resources	0				
Other	6				
<b>LANGUAGE</b>		<b>Census 2000 Demographics</b>			
English	53	Total Population	47,513		
Spanish	-	Race: Hispanic/Latino	1,871		
Polish	-	Not Hispanic/Latino	45,642		
Other	-	Asian	2,036		
		Black	12,756		
		White	30,030		
		Other	820		
		HH Income Median	51,294	Age Median	34

60612		N=90			
<b>VICTIM</b>		<b>ABUSER</b>		<b>CHILDREN</b>	
Age (Median)	31	Age (Median)	37	No Kids	59
Sex: Female	85	Sex: Female	5	Have Kids	31
Male	5	Male	84	Total Kids	70
Race: Black	63	Race: Black	69	Range	1-6
White	13	White	10	Mean N	2.26
Latino	4	Latino	4	Kids 0-5 yrs	35
Other	6	Other	3		
<b>REFERRED BY</b>		<b>SERVICE NEED</b>			
Police	37	Shelter	54		
DV & Social Service	16	Counseling	11		
Advertisement	13	Legal	17		
Health	8	Info Only	3		
Family or Friend	1	Other	3		
Info. Resources	-				
Other	12				
<b>LANGUAGE</b>		<b>Census 2000 Demographics</b>			
English	87	Total Population	37,990		
Spanish	3	Race: Hispanic/Latino	5,305		
Polish	-	Not Hispanic/Latino	32,685		
Other	-	Asian	2,135		
		Black	24,721		
		White	5,245		
		Other	584		
		HH Income Median	25,143	Age Median	27

60611		N=7			
<b>VICTIM</b>		<b>ABUSER</b>		<b>CHILDREN</b>	
Age (Median)	36	Age (Median)	41	No Kids	5
Sex: Female	7	Sex: Female	-	Have Kids	2
Male	-	Male	7	Total Kids	5
Race: Black	1	Race: Black	1	Range	2-3
White	6	White	6	Mean N	2.5
Latino	-	Latino	-	Kids 0-5 yrs	2
Other	-	Other	-		
<b>REFERRED BY</b>		<b>SERVICE NEED</b>			
Police	4	Shelter	-		
DV & Social Service	1	Counseling	3		
Advertisement	1	Legal	4		
Health	-	Info Only	-		
Family or Friend	-	Other	-		
Info. Resources	-				
Other	1				
<b>LANGUAGE</b>		<b>Census 2000 Demographics</b>			
English	7	Total Population	26,522		
Spanish	-	Race: Hispanic/Latino	953		
Polish	-	Not Hispanic/Latino	25,569		
Other	-	Asian	2,497		
		Black	1,343		
		White	21,247		
		Other	482		
		HH Income Median	69,899	Age Median	41.3

60615		N=65			
<b>VICTIM</b>		<b>ABUSER</b>		<b>CHILDREN</b>	
Age (Median)	32	Age (Median)	37	No Kids	34
Sex: Female	61	Sex: Female	5	Have Kids	31
Male	4	Male	60	Total Kids	69
Race: Black	55	Race: Black	60	Range	1-7
White	6	White	3	Mean N	2.23
Latino	0	Latino	2	Kids 0-5 yrs	21
Other	2	Other	-		
<b>REFERRED BY</b>		<b>SERVICE NEED</b>			
Police	36	Shelter	27		
DV & Social Service	7	Counseling	14		
Advertisement	9	Legal	14		
Health	3	Info Only	5		
Family or Friend	2	Other	5		
Info. Resources	-				
Other	6				
<b>LANGUAGE</b>		<b>Census 2000 Demographics</b>			
English	65	Total Population	45,096		
Spanish	-	Race: Hispanic/Latino	1,298		
Polish	-	Not Hispanic/Latino	43,798		
Other	-	Asian	2,570		
		Black	30,220		
		White	9,849		
		Other	1,159		
		HH Income Median	31,571	Age Median	32.9



60616		N=34	
<b>VICTIM</b>		<b>ABUSER</b>	
Age (Median)	34	Age (Median)	36
Sex: Female	32	Sex: Female	2
Male	2	Male	32
Race: Black	21	Race: Black	20
White	9	White	7
Latino	1	Latino	4
Other	2	Other	-
<b>CHILDREN</b>			
No Kids	15		
Have Kids	19		
Total Kids	39		
Range	1-5		
Mean N	2.05		
Kids 0-5 yrs	19		
<b>REFERRED BY</b>		<b>SERVICE NEED</b>	
Police	20	Shelter	13
DV & Social Service	5	Counseling	9
Advertisement	3	Legal	5
Health	2	Info Only	1
Family or Friend	1	Other	5
Info. Resources	-		
Other	3		
<b>LANGUAGE</b>		<b>Census 2000 Demographics</b>	
English	32	Total Population	47,073
Spanish	1	Race: Hispanic/Latino	4,296
Polish	-	Not Hispanic/Latino	42,777
Other	1	Asian	13,727
		Black	18,048
		White	10,230
		Other	772
		HH Income Median	30,625
		Age Median	34.1

60623		N=233	
<b>VICTIM</b>		<b>ABUSER</b>	
Age (Median)	30	Age (Median)	33
Sex: Female	217	Sex: Female	17
Male	15	Male	214
Race: Black	94	Race: Black	93
White	7	White	7
Latino	128	Latino	130
Other	-	Other	-
<b>CHILDREN</b>			
No Kids	112		
Have Kids	121		
Total Kids	260		
Range	1-7		
Mean N	2.15		
Kids 0-5 yrs	146		
<b>REFERRED BY</b>		<b>SERVICE NEED</b>	
Police	129	Shelter	75
DV & Social Service	32	Counseling	50
Advertisement	28	Legal	75
Health	6	Info Only	14
Family or Friend	7	Other	17
Info. Resources	1		
Other	18		
<b>LANGUAGE</b>		<b>Census 2000 Demographics</b>	
English	162	Total Population	108,144
Spanish	71	Race: Hispanic/Latino	67,973
Polish	-	Not Hispanic/Latino	40,171
Other	-	Asian	90
		Black	37,271
		White	2,314
		Other	496
		HH Income Median	28,203
		Age Median	25.1

60622		N=71	
<b>VICTIM</b>		<b>ABUSER</b>	
Age (Median)	31	Age (Median)	33
Sex: Female	68	Sex: Female	6
Male	2	Male	64
Race: Black	30	Race: Black	31
White	14	White	11
Latino	23	Latino	24
Other	3	Other	4
<b>CHILDREN</b>			
No Kids	31		
Have Kids	40		
Total Kids	89		
Range	1-7		
Mean N	2.23		
Kids 0-5 yrs	38		
<b>REFERRED BY</b>		<b>SERVICE NEED</b>	
Police	39	Shelter	32
DV & Social Service	10	Counseling	9
Advertisement	11	Legal	20
Health	4	Info Only	2
Family or Friend	-	Other	8
Info. Resources	-		
Other	5		
<b>LANGUAGE</b>		<b>Census 2000 Demographics</b>	
English	68	Total Population	76,015
Spanish	3	Race: Hispanic/Latino	34,338
Polish	-	Not Hispanic/Latino	41,677
Other	-	Asian	1,319
		Black	7,718
		White	30,420
		Other	2,220
		HH Income Median	38,487
		Age Median	30

60624		N=122	
<b>VICTIM</b>		<b>ABUSER</b>	
Age (Median)	30	Age (Median)	33
Sex: Female	116	Sex: Female	9
Male	6	Male	112
Race: Black	108	Race: Black	109
White	5	White	4
Latino	6	Latino	7
Other	2	Other	-
<b>CHILDREN</b>			
No Kids	68		
Have Kids	54		
Total Kids	136		
Range	1-6		
Mean N	2.52		
Kids 0-5 yrs	64		
<b>REFERRED BY</b>		<b>SERVICE NEED</b>	
Police	66	Shelter	62
DV & Social Service	25	Counseling	12
Advertisement	8	Legal	31
Health	4	Info Only	7
Family or Friend	6	Other	9
Info. Resources	1		
Other	11		
<b>LANGUAGE</b>		<b>Census 2000 Demographics</b>	
English	118	Total Population	45,647
Spanish	4	Race: Hispanic/Latino	463
Polish	-	Not Hispanic/Latino	45,184
Other	-	Asian	45
		Black	44,573
		White	301
		Other	265
		HH Income Median	22,426
		Age Median	27.8

60632		N=77	
<b>VICTIM</b>		<b>ABUSER</b>	
Age (Median)	33	Age (Median)	34
Sex: Female	72	Sex: Female	7
Male	5	Male	69
Race: Black	7	Race: Black	9
White	10	White	9
Latino	56	Latino	55
Other	2	Other	2
<b>REFERRED BY</b>		<b>SERVICE NEED</b>	
Police	47	Shelter	19
DV & Social Service	10	Counseling	21
Advertisement	8	Legal	29
Health	1	Info Only	3
Family or Friend	2	Other	4
Info. Resources	-		
Other	7		
<b>LANGUAGE</b>		<b>Census 2000 Demographics</b>	
English	58	Total Population	87,577
Spanish	19	Race: Hispanic/Latino	61,625
Polish	-	Not Hispanic/Latino	25,952
Other	-	Asian	1,622
		Black	798
		White	22,158
		Other	1,374
		HH Income Median	37,406
		Age Median	27.6

60651		N=162	
<b>VICTIM</b>		<b>ABUSER</b>	
Age (Median)	29	Age (Median)	32
Sex: Female	154	Sex: Female	13
Male	8	Male	149
Race: Black	111	Race: Black	118
White	18	White	8
Latino	27	Latino	30
Other	4	Other	5
<b>REFERRED BY</b>		<b>SERVICE NEED</b>	
Police	84	Shelter	85
DV & Social Service	28	Counseling	25
Advertisement	15	Legal	35
Health	4	Info Only	8
Family or Friend	7	Other	8
Info. Resources	1		
Other	17		
<b>LANGUAGE</b>		<b>Census 2000 Demographics</b>	
English	150	Total Population	77,583
Spanish	12	Race: Hispanic/Latino	20,778
Polish	-	Not Hispanic/Latino	56,805
Other	-	Asian	291
		Black	53,952
		White	1,867
		Other	695
		HH Income Median	32,622
		Age Median	26.6

60644		N=110	
<b>VICTIM</b>		<b>ABUSER</b>	
Age (Median)	29	Age (Median)	34
Sex: Female	102	Sex: Female	8
Male	7	Male	101
Race: Black	98	Race: Black	102
White	5	White	2
Latino	2	Latino	2
Other	-	Other	1
<b>REFERRED BY</b>		<b>SERVICE NEED</b>	
Police	64	Shelter	58
DV & Social Service	15	Counseling	11
Advertisement	7	Legal	30
Health	3	Info Only	3
Family or Friend	3	Other	7
Info. Resources	-		
Other	12		
<b>LANGUAGE</b>		<b>Census 2000 Demographics</b>	
English	109	Total Population	59,059
Spanish	1	Race: Hispanic/Latino	1,283
Polish	-	Not Hispanic/Latino	57,776
Other	-	Asian	180
		Black	55,978
		White	1,162
		Other	456
		HH Income Median	26,930
		Age Median	29.2

60653		N=40	
<b>VICTIM</b>		<b>ABUSER</b>	
Age (Median)	35	Age (Median)	39
Sex: Female	39	Sex: Female	2
Male	1	Male	38
Race: Black	38	Race: Black	37
White	1	White	2
Latino	-	Latino	1
Other	-	Other	-
<b>REFERRED BY</b>		<b>SERVICE NEED</b>	
Police	24	Shelter	21
DV & Social Service	7	Counseling	7
Advertisement	1	Legal	7
Health	1	Info Only	1
Family or Friend	-	Other	3
Info. Resources	-		
Other	4		
<b>LANGUAGE</b>		<b>Census 2000 Demographics</b>	
English	40	Total Population	34,502
Spanish	-	Race: Hispanic/Latino	279
Polish	-	Not Hispanic/Latino	34,223
Other	-	Asian	47
		Black	33,627
		White	255
		Other	294
		HH Income Median	14,205
		Age Median	29.6

C  
E  
N  
T  
R  
A  
L

60617		N=167	
<b>VICTIM</b>		<b>ABUSER</b>	
Age (Median)	33	Age (Median)	35
Sex: Female	157	Sex: Female	13
Male	9	Male	154
Race: Black	116	Race: Black	124
White	15	White	7
Latino	31	Latino	33
Other	-	Other	1
<b>REFERRED BY</b>		<b>SERVICE NEED</b>	
Police	95	Shelter	66
DV & Social Service	26	Counseling	30
Advertisement	17	Legal	47
Health	3	Info Only	9
Family or Friend	7	Other	15
Info. Resources	3		
Other	10		
<b>LANGUAGE</b>		<b>Census 2000 Demographics</b>	
English	161	Total Population	96,288
Spanish	6	Race: Hispanic/Latino	33,019
Polish	-	Not Hispanic/Latino	63,269
Other	-	Asian	154
		Black	51,944
		White	9,928
		Other	1,243
		HH Income Median	35,534
		Age Median	32.1

60620		N=182	
<b>VICTIM</b>		<b>ABUSER</b>	
Age (Median)	29	Age (Median)	32
Sex: Female	169	Sex: Female	15
Male	11	Male	165
Race: Black	167	Race: Black	170
White	9	White	6
Latino	-	Latino	-
Other	1	Other	2
<b>REFERRED BY</b>		<b>SERVICE NEED</b>	
Police	97	Shelter	90
DV & Social Service	26	Counseling	26
Advertisement	27	Legal	47
Health	6	Info Only	7
Family or Friend	5	Other	11
Info. Resources	2		
Other	12		
<b>LANGUAGE</b>		<b>Census 2000 Demographics</b>	
English	182	Total Population	85,771
Spanish	-	Race: Hispanic/Latino	641
Polish	-	Not Hispanic/Latino	85,130
Other	-	Asian	91
		Black	81,679
		White	2,671
		Other	689
		HH Income Median	36,334
		Age Median	35.4

60619		N=231	
<b>VICTIM</b>		<b>ABUSER</b>	
Age (Median)	31	Age (Median)	36
Sex: Female	222	Sex: Female	24
Male	6	Male	205
Race: Black	211	Race: Black	206
White	6	White	11
Latino	3	Latino	1
Other	-	Other	4
<b>REFERRED BY</b>		<b>SERVICE NEED</b>	
Police	123	Shelter	138
DV & Social Service	31	Counseling	24
Advertisement	24	Legal	43
Health	9	Info Only	14
Family or Friend	9	Other	9
Info. Resources	-		
Other	24		
<b>LANGUAGE</b>		<b>Census 2000 Demographics</b>	
English	231	Total Population	74,963
Spanish	-	Race: Hispanic/Latino	521
Polish	-	Not Hispanic/Latino	74,442
Other	-	Asian	61
		Black	73,213
		White	359
		Other	809
		HH Income Median	33,631
		Age Median	37.9

60621		N=146	
<b>VICTIM</b>		<b>ABUSER</b>	
Age (Median)	29	Age (Median)	33
Sex: Female	144	Sex: Female	1
Male	1	Male	145
Race: Black	138	Race: Black	143
White	4	White	1
Latino	1	Latino	2
Other	1	Other	-
<b>REFERRED BY</b>		<b>SERVICE NEED</b>	
Police	87	Shelter	79
DV & Social Service	19	Counseling	13
Advertisement	14	Legal	30
Health	5	Info Only	11
Family or Friend	4	Other	13
Info. Resources	1		
Other	14		
<b>LANGUAGE</b>		<b>Census 2000 Demographics</b>	
English	145	Total Population	47,514
Spanish	1	Race: Hispanic/Latino	395
Polish	-	Not Hispanic/Latino	47,119
Other	-	Asian	31
		Black	46,488
		White	205
		Other	395
		HH Income Median	19,718
		Age Median	28.5

S

O

U

T

H

60628		N=200	
<b>VICTIM</b>		<b>ABUSER</b>	
Age (Median)	33	Age (Median)	36
Sex: Female	190	Sex: Female	22
Male	8	Male	177
Race: Black	178	Race: Black	185
White	8	White	4
Latino	10	Latino	9
Other	1	Other	-
<b>CHILDREN</b>		<b>SERVICE NEED</b>	
No Kids	85	Shelter	97
Have Kids	115	Counseling	36
Total Kids	270	Legal	45
Range	1-8	Info Only	10
Mean N	2.35	Other	9
Kids 0-5 yrs	119	<b>REferred BY</b>	
<b>LANGUAGE</b>		Police	105
English	195	DV & Social Service	31
Spanish	5	Advertisement	18
Polish	-	Health	5
Other	-	Family or Friend	5
<b>Census 2000 Demographics</b>		Info. Resources	1
Total Population	87,827	Other	23
Race: Hispanic/Latino	2,748	<b>LANGUAGE</b>	
Not Hispanic/Latino	85,079	English	137
Asian	55	Spanish	33
Black	82,934	Polish	-
White	1,315	Other	-
Other	775	<b>Census 2000 Demographics</b>	
HH Income Median 38,210	Age Median 33	Total Population	113,984

60633		N=14	
<b>VICTIM</b>		<b>ABUSER</b>	
Age (Median)	26	Age (Median)	34
Sex: Female	14	Sex: Female	-
Male	-	Male	14
Race: Black	6	Race: Black	5
White	7	White	4
Latino	1	Latino	3
Other	0	Other	2
<b>CHILDREN</b>		<b>SERVICE NEED</b>	
No Kids	7	Shelter	4
Have Kids	7	Counseling	2
Total Kids	16	Legal	6
Range	1-6	Info Only	-
Mean N	2.29	Other	2
Kids 0-5 yrs	7	<b>REferred BY</b>	
<b>LANGUAGE</b>		Police	7
English	14	DV & Social Service	2
Spanish	-	Advertisement	1
Polish	-	Health	-
Other	-	Family or Friend	-
<b>Census 2000 Demographics</b>		Info. Resources	-
Total Population	13,262	Other	3
Race: Hispanic/Latino	3,029	<b>LANGUAGE</b>	
Not Hispanic/Latino	10,233	English	134
Asian	72	Spanish	1
Black	2,460	Polish	-
White	7,382	Other	-
Other	319	<b>Census 2000 Demographics</b>	
HH Income Median 40,792	Age Median 37.2	Total Population	51,451

60629		N=170	
<b>VICTIM</b>		<b>ABUSER</b>	
Age (Median)	32	Age (Median)	36
Sex: Female	165	Sex: Female	6
Male	5	Male	162
Race: Black	85	Race: Black	88
White	21	White	17
Latino	60	Latino	59
Other	2	Other	3
<b>CHILDREN</b>		<b>SERVICE NEED</b>	
No Kids	70	Shelter	65
Have Kids	100	Counseling	36
Total Kids	210	Legal	46
Range	1-5	Info Only	12
Mean N	2.10	Other	8
Kids 0-5 yrs	88	<b>REferred BY</b>	
<b>LANGUAGE</b>		Police	89
English	137	DV & Social Service	29
Spanish	33	Advertisement	16
Polish	-	Health	8
Other	-	Family or Friend	5
<b>Census 2000 Demographics</b>		Info. Resources	3
Total Population	87,827	Other	14
Race: Hispanic/Latino	2,748	<b>LANGUAGE</b>	
Not Hispanic/Latino	85,079	English	137
Asian	55	Spanish	33
Black	82,934	Polish	-
White	1,315	Other	-
Other	775	<b>Census 2000 Demographics</b>	
HH Income Median 38,210	Age Median 33	Total Population	113,984

60636		N=135	
<b>VICTIM</b>		<b>ABUSER</b>	
Age (Median)	29	Age (Median)	34
Sex: Female	129	Sex: Female	8
Male	5	Male	126
Race: Black	127	Race: Black	128
White	3	White	2
Latino	1	Latino	1
Other	2	Other	-
<b>CHILDREN</b>		<b>SERVICE NEED</b>	
No Kids	57	Shelter	83
Have Kids	78	Counseling	16
Total Kids	167	Legal	17
Range	1-6	Info Only	8
Mean N	2.14	Other	9
Kids 0-5 yrs	88	<b>REferred BY</b>	
<b>LANGUAGE</b>		Police	68
English	134	DV & Social Service	17
Spanish	1	Advertisement	25
Polish	-	Health	7
Other	-	Family or Friend	2
<b>Census 2000 Demographics</b>		Info. Resources	-
Total Population	13,262	Other	12
Race: Hispanic/Latino	3,029	<b>LANGUAGE</b>	
Not Hispanic/Latino	10,233	English	134
Asian	72	Spanish	1
Black	2,460	Polish	-
White	7,382	Other	-
Other	319	<b>Census 2000 Demographics</b>	
HH Income Median 40,792	Age Median 37.2	Total Population	51,451

60637		N=107	
<b>VICTIM</b>		<b>ABUSER</b>	
Age (Median)	32	Age (Median)	35
Sex: Female	103	Sex: Female	6
Male	4	Male	101
Race: Black	97	Race: Black	99
White	2	White	2
Latino	1	Latino	1
Other	1	Other	2
<b>CHILDREN</b>		<b>SERVICE NEED</b>	
No Kids	52	Shelter	58
Have Kids	55	Counseling	18
Total Kids	124	Legal	18
Range	1-6	Info Only	6
Mean N	2.25	Other	6
Kids 0-5 yrs	57	<b>REFERRED BY</b>	
<b>LANGUAGE</b>		Police	53
English	106	DV & Social Service	12
Spanish	1	Advertisement	10
Polish	-	Health	7
Other	-	Family or Friend	4
<b>Census 2000 Demographics</b>		Info. Resources	-
Total Population	57,090	Other	12
Race: Hispanic/Latino	764	<b>LANGUAGE</b>	
Not Hispanic/Latino	56,326	English	106
Asian	1,795	Spanish	1
Black	46,725	Polish	-
White	6,931	Other	-
Other	875	<b>Census 2000 Demographics</b>	
HH Income Median 23,228	Age Median 29.9	Total Population	55,788

60643		N=77	
<b>VICTIM</b>		<b>ABUSER</b>	
Age (Median)	34	Age (Median)	37
Sex: Female	72	Sex: Female	4
Male	3	Male	69
Race: Black	67	Race: Black	67
White	5	White	6
Latino	0	Latino	1
Other	0	Other	0
<b>CHILDREN</b>		<b>SERVICE NEED</b>	
No Kids	36	Shelter	30
Have Kids	41	Counseling	16
Total Kids	88	Legal	23
Range	1-5	Info Only	5
Mean N	2.15	Other	3
Kids 0-5 yrs	41	<b>REFERRED BY</b>	
<b>LANGUAGE</b>		Police	40
English	77	DV & Social Service	9
Spanish	-	Advertisement	12
Polish	-	Health	-
Other	-	Family or Friend	4
<b>Census 2000 Demographics</b>		Info. Resources	1
Total Population	52,568	Other	7
Race: Hispanic/Latino	933	<b>LANGUAGE</b>	
Not Hispanic/Latino	51,635	English	77
Asian	130	Spanish	-
Black	40,337	Polish	-
White	10,390	Other	-
Other	778	<b>Census 2000 Demographics</b>	
HH Income Median 51,305	Age Median 37.6	Total Population	54,823

60638		N=52	
<b>VICTIM</b>		<b>ABUSER</b>	
Age (Median)	35	Age (Median)	38
Sex: Female	47	Sex: Female	4
Male	5	Male	48
Race: Black	12	Race: Black	15
White	30	White	26
Latino	8	Latino	9
Other	1	Other	1
<b>CHILDREN</b>		<b>SERVICE NEED</b>	
No Kids	27	Shelter	13
Have Kids	25	Counseling	16
Total Kids	46	Legal	14
Range	1-4	Info Only	2
Mean N	1.84	Other	5
Kids 0-5 yrs	24	<b>REFERRED BY</b>	
<b>LANGUAGE</b>		Police	32
English	45	DV & Social Service	8
Spanish	3	Advertisement	7
Polish	4	Health	1
Other	7	Family or Friend	3
<b>Census 2000 Demographics</b>		Info. Resources	-
Total Population	55,788	Other	-
Race: Hispanic/Latino	8,667	<b>LANGUAGE</b>	
Not Hispanic/Latino	47,121	English	45
Asian	357	Spanish	3
Black	4,422	Polish	4
White	41,647	Other	7
Other	705	<b>Census 2000 Demographics</b>	
HH Income Median 45,173	Age Median 38.3	Total Population	55,788

60649		N=185	
<b>VICTIM</b>		<b>ABUSER</b>	
Age (Median)	32	Age (Median)	34
Sex: Female	177	Sex: Female	12
Male	7	Male	171
Race: Black	171	Race: Black	171
White	7	White	6
Latino	2	Latino	2
Other	3	Other	3
<b>CHILDREN</b>		<b>SERVICE NEED</b>	
No Kids	78	Shelter	99
Have Kids	107	Counseling	26
Total Kids	212	Legal	39
Range	1-7	Info Only	12
Mean N	1.98	Other	9
Kids 0-5 yrs	104	<b>REFERRED BY</b>	
<b>LANGUAGE</b>		Police	92
English	184	DV & Social Service	28
Spanish	1	Advertisement	20
Polish	-	Health	6
Other	-	Family or Friend	9
<b>Census 2000 Demographics</b>		Info. Resources	2
Total Population	54,823	Other	20
Race: Hispanic/Latino	607	<b>LANGUAGE</b>	
Not Hispanic/Latino	54,216	English	184
Asian	79	Spanish	1
Black	52,779	Polish	-
White	682	Other	-
Other	676	<b>Census 2000 Demographics</b>	
HH Income Median 27,699	Age Median 33.6	Total Population	54,823

S

O

U

T

H

60652		N=52			
<b>VICTIM</b>		<b>ABUSER</b>		<b>CHILDREN</b>	
Age (Median)	32	Age (Median)	35	No Kids	25
Sex: Female	48	Sex: Female	6	Have Kids	27
Male	4	Male	46	Total Kids	58
Race: Black	24	Race: Black	23	Range	1-6
White	14	White	16	Mean N	2.15
Latino	13	Latino	13	Kids 0-5 yrs	40
Other	-	Other	-		
<b>REFERRED BY</b>		<b>SERVICE NEED</b>			
Police	37	Shelter	12		
DV & Social Service	4	Counseling	8		
Advertisement	4	Legal	15		
Health	-	Info Only	9		
Family or Friend	1	Other	6		
Info. Resources	-				
Other	5				
<b>LANGUAGE</b>		<b>Census 2000 Demographics</b>			
English	48	Total Population	39,126		
Spanish	4	Race: Hispanic/Latino	6,726		
Polish	-	Not Hispanic/Latino	32,400		
Other	-	Asian	421		
		Black	16,324		
		White	14,729		
		Other	926		
		HH Income Median	53,120	Age Median	34

60655		N=9			
<b>VICTIM</b>		<b>ABUSER</b>		<b>CHILDREN</b>	
Age (Median)	33	Age (Median)	36	No Kids	2
Sex: Female	9	Sex: Female	-	Have Kids	7
Male	-	Male	9	Total Kids	14
Race: Black	5	Race: Black	5	Range	1-4
White	2	White	3	Mean N	2
Latino	1	Latino	-	Kids 0-5 yrs	5
Other	1	Other	1		
<b>REFERRED BY</b>		<b>SERVICE NEED</b>			
Police	4	Shelter	4		
DV & Social Service	2	Counseling	1		
Advertisement	-	Legal	2		
Health	1	Info Only	2		
Family or Friend	-	Other	-		
Info. Resources	-				
Other	2				
<b>LANGUAGE</b>		<b>Census 2000 Demographics</b>			
English	9	Total Population	29,138		
Spanish	-	Race: Hispanic/Latino	1,051		
Polish	-	Not Hispanic/Latino	28,087		
Other	-	Asian	120		
		Black	1,514		
		White	26,106		
		Other	347		
		HH Income Median	59,849	Age Median	36.2

60613		N=52			
<b>VICTIM</b>		<b>ABUSER</b>		<b>CHILDREN</b>	
Age (Median)	32	Age (Median)	34	No Kids	38
Sex: Female	48	Sex: Female	2	Have Kids	12
Male	4	Male	48	Total Kids	18
Race: Black	14	Race: Black	20	Range	1-3
White	22	White	21	Mean N	1.5
Latino	12	Latino	9	Kids 0-5 yrs	12
Other	4	Other	1		
<b>REFERRED BY</b>		<b>SERVICE NEED</b>			
Police	21	Shelter	15		
DV & Social Service	6	Counseling	10		
Advertisement	6	Legal	18		
Health	3	Info Only	3		
Family or Friend	2	Other	6		
Info. Resources	-				
Other	10				
<b>LANGUAGE</b>		<b>Census 2000 Demographics</b>			
English	45	Total Population	50,548		
Spanish	6	Race: Hispanic/Latino	6,589		
Polish	-	Not Hispanic/Latino	43,959		
Other	1	Asian	2,849		
		Black	4,227		
		White	35,517		
		Other	1,366		
		HH Income Median	48,381	Age Median	32.3

60614		N=20			
<b>VICTIM</b>		<b>ABUSER</b>		<b>CHILDREN</b>	
Age (Median)	34	Age (Median)	36	No Kids	13
Sex: Female	19	Sex: Female	1	Have Kids	7
Male	1	Male	19	Total Kids	21
Race: Black	6	Race: Black	7	Range	1-7
White	9	White	10	Mean N	3
Latino	2	Latino	1	Kids 0-5 yrs	5
Other	3	Other	2		
<b>REFERRED BY</b>		<b>SERVICE NEED</b>			
Police	12	Shelter	10		
DV & Social Service	2	Counseling	4		
Advertisement	2	Legal	2		
Health	1	Info Only	-		
Family or Friend	2	Other	4		
Info. Resources	-				
Other	1				
<b>LANGUAGE</b>		<b>Census 2000 Demographics</b>			
English	20	Total Population	65,474		
Spanish	-	Race: Hispanic/Latino	3,554		
Polish	-	Not Hispanic/Latino	61,920		
Other	-	Asian	2,467		
		Black	2,634		
		White	55,721		
		Other	1,098		
		HH Income Median	68,324	Age Median	31

60618		N=138	
<b>VICTIM</b>		<b>ABUSER</b>	
Age (Median)	36	Age (Median)	38
Sex: Female	128	Sex: Female	13
Male	10	Male	124
Race: Black	11	Race: Black	19
White	46	White	47
Latino	73	Latino	64
Other	6	Other	7
<b>REFERRED BY</b>		<b>SERVICE NEED</b>	
Police	75	Shelter	33
DV & Social Service	23	Counseling	25
Advertisement	7	Legal	54
Health	3	Info Only	18
Family or Friend	3	Other	8
Info. Resources	1		
Other	19		
<b>LANGUAGE</b>		<b>Census 2000 Demographics</b>	
English	104	Total Population	98,147
Spanish	33	Race: Hispanic/Latino	48,149
Polish	-	Not Hispanic/Latino	49,998
Other	1	Asian	4,910
		Black	2,527
		White	39,057
		Other	3,504
		HH Income Median	41,355
		Age Median	31.3

60626		N=115	
<b>VICTIM</b>		<b>ABUSER</b>	
Age (Median)	32	Age (Median)	36
Sex: Female	106	Sex: Female	6
Male	8	Male	108
Race: Black	64	Race: Black	65
White	20	White	26
Latino	20	Latino	16
Other	9	Other	7
<b>REFERRED BY</b>		<b>SERVICE NEED</b>	
Police	62	Shelter	41
DV & Social Service	16	Counseling	25
Advertisement	18	Legal	31
Health	-	Info Only	5
Family or Friend	5	Other	9
Info. Resources	-		
Other	9		
<b>LANGUAGE</b>		<b>Census 2000 Demographics</b>	
English	103	Total Population	59,251
Spanish	11	Race: Hispanic/Latino	16,002
Polish	-	Not Hispanic/Latino	43,249
Other	1	Asian	4,607
		Black	16,899
		White	19,128
		Other	2,615
		HH Income Median	31,318
		Age Median	30.3

60625		N=90	
<b>VICTIM</b>		<b>ABUSER</b>	
Age (Median)	32	Age (Median)	34
Sex: Female	83	Sex: Female	7
Male	7	Male	83
Race: Black	17	Race: Black	16
White	26	White	26
Latino	41	Latino	40
Other	5	Other	7
<b>REFERRED BY</b>		<b>SERVICE NEED</b>	
Police	55	Shelter	22
DV & Social Service	10	Counseling	21
Advertisement	10	Legal	32
Health	1	Info Only	8
Family or Friend	3	Other	7
Info. Resources	1		
Other	6		
<b>LANGUAGE</b>		<b>Census 2000 Demographics</b>	
English	62	Total Population	91,351
Spanish	27	Race: Hispanic/Latino	34,385
Polish	-	Not Hispanic/Latino	56,966
Other	1	Asian	15,587
		Black	3,172
		White	33,846
		Other	4,361
		HH Income Median	40,083
		Age Median	31

60630		N=42	
<b>VICTIM</b>		<b>ABUSER</b>	
Age (Median)	33	Age (Median)	37
Sex: Female	40	Sex: Female	3
Male	2	Male	39
Race: Black	5	Race: Black	5
White	21	White	21
Latino	10	Latino	10
Other	4	Other	4
<b>REFERRED BY</b>		<b>SERVICE NEED</b>	
Police	23	Shelter	15
DV & Social Service	5	Counseling	10
Advertisement	4	Legal	14
Health	1	Info Only	-
Family or Friend	1	Other	3
Info. Resources	-		
Other	7		
<b>LANGUAGE</b>		<b>Census 2000 Demographics</b>	
English	35	Total Population	54,781
Spanish	5	Race: Hispanic/Latino	8,984
Polish	2	Not Hispanic/Latino	45,797
Other	-	Asian	4,038
		Black	249
		White	39,943
		Other	1,567
		HH Income Median	47,905
		Age Median	38.2

N

O

R

T

H

60631		N=16	
<b>VICTIM</b>		<b>ABUSER</b>	
Age (Median)	40	Age (Median)	38
Sex: Female	16	Sex: Female	2
Male	-	Male	14
Race: Black	1	Race: Black	1
White	13	White	11
Latino	2	Latino	3
Other	0	Other	1
<b>CHILDREN</b>			
No Kids	9		
Have Kids	7		
Total Kids	13		
Range	1-3		
Mean N	1.86		
Kids 0-5 yrs	6		
<b>REFERRED BY</b>		<b>SERVICE NEED</b>	
Police	15	Shelter	2
DV & Social Service	-	Counseling	6
Advertisement	1	Legal	6
Health	-	Info Only	1
Family or Friend	-	Other	1
Info. Resources	-		
Other	-		
<b>LANGUAGE</b>		<b>Census 2000 Demographics</b>	
English	16	Total Population	28,832
Spanish	-	Race: Hispanic/Latino	1,501
Polish	-	Not Hispanic/Latino	27,331
Other	-	Asian	629
		Black	297
		White	26,146
		Other	259
		HH Income Median	55,316
		Age Median	42.8

60639		N=119	
<b>VICTIM</b>		<b>ABUSER</b>	
Age (Median)	30	Age (Median)	34
Sex: Female	111	Sex: Female	8
Male	6	Male	110
Race: Black	33	Race: Black	37
White	14	White	12
Latino	65	Latino	65
Other	5	Other	3
<b>CHILDREN</b>			
No Kids	51		
Have Kids	68		
Total Kids	140		
Range	1-5		
Mean N	2.06		
Kids 0-5 yrs	75		
<b>REFERRED BY</b>		<b>SERVICE NEED</b>	
Police	68	Shelter	44
DV & Social Service	16	Counseling	27
Advertisement	15	Legal	31
Health	3	Info Only	6
Family or Friend	4	Other	9
Info. Resources	-		
Other	9		
<b>LANGUAGE</b>		<b>Census 2000 Demographics</b>	
English	86	Total Population	92,951
Spanish	32	Race: Hispanic/Latino	61,700
Polish	1	Not Hispanic/Latino	31,251
Other	-	Asian	1,219
		Black	16,023
		White	12,956
		Other	1,053
		HH Income Median	40,165
		Age Median	27.6

60634		N=57	
<b>VICTIM</b>		<b>ABUSER</b>	
Age (Median)	36	Age (Median)	36
Sex: Female	53	Sex: Female	4
Male	4	Male	52
Race: Black	4	Race: Black	3
White	33	White	30
Latino	14	Latino	16
Other	4	Other	6
<b>CHILDREN</b>			
No Kids	27		
Have Kids	30		
Total Kids	57		
Range	1-4		
Mean N	1.9		
Kids 0-5 yrs	20		
<b>REFERRED BY</b>		<b>SERVICE NEED</b>	
Police	39	Shelter	8
DV & Social Service	5	Counseling	13
Advertisement	5	Legal	23
Health	4	Info Only	6
Family or Friend	1	Other	6
Info. Resources	1		
Other	1		
<b>LANGUAGE</b>		<b>Census 2000 Demographics</b>	
English	41	Total Population	74,164
Spanish	4	Race: Hispanic/Latino	14,506
Polish	10	Not Hispanic/Latino	59,658
Other	2	Asian	2,763
		Black	446
		White	54,764
		Other	1,685
		HH Income Median	50,042
		Age Median	38.3

60640		N=109	
<b>VICTIM</b>		<b>ABUSER</b>	
Age (Median)	36	Age (Median)	38
Sex: Female	98	Sex: Female	9
Male	10	Male	99
Race: Black	50	Race: Black	58
White	28	White	23
Latino	19	Latino	21
Other	10	Other	5
<b>CHILDREN</b>			
No Kids	71		
Have Kids	38		
Total Kids	62		
Range	1-4		
Mean N	1.63		
Kids 0-5 yrs	39		
<b>REFERRED BY</b>		<b>SERVICE NEED</b>	
Police	55	Shelter	52
DV & Social Service	16	Counseling	17
Advertisement	14	Legal	22
Health	2	Info Only	9
Family or Friend	4	Other	8
Info. Resources	1		
Other	13		
<b>LANGUAGE</b>		<b>Census 2000 Demographics</b>	
English	99	Total Population	74,030
Spanish	9	Race: Hispanic/Latino	15,792
Polish	-	Not Hispanic/Latino	58,238
Other	1	Asian	9,881
		Black	14,094
		White	31,529
		Other	2,734
		HH Income Median	32,466
		Age Median	34.6

N  
O  
R  
T  
H



60641		N=77			
<b>VICTIM</b>		<b>ABUSER</b>		<b>CHILDREN</b>	
Age (Median)	35	Age (Median)	36	No Kids	37
Sex: Female	69	Sex: Female	8	Have Kids	40
Male	7	Male	68	Total Kids	84
Race: Black	9	Race: Black	12	Range	1-4
White	31	White	25	Mean N	2.10
Latino	31	Latino	31	Kids 0-5 yrs	39
Other	3	Other	5		
<b>REFERRED BY</b>		<b>SERVICE NEED</b>			
Police	47	Shelter	17		
DV & Social Service	10	Counseling	18		
Advertisement	4	Legal	30		
Health	4	Info Only	3		
Family or Friend	4	Other	6		
Info. Resources	-				
Other	5				
<b>LANGUAGE</b>		<b>Census 2000 Demographics</b>			
English	56	Total Population	73,824		
Spanish	15	Race: Hispanic/Latino	28,643		
Polish	5	Not Hispanic/Latino	45,181		
Other	1	Asian	2,830		
		Black	788		
		White	39,190		
		Other	2,373		
		HH Income Median	42,182	Age Median	33.8

60646		N=9			
<b>VICTIM</b>		<b>ABUSER</b>		<b>CHILDREN</b>	
Age (Median)	38	Age (Median)	40	No Kids	9
Sex: Female	8	Sex: Female	-	Have Kids	-
Male	1	Male	9	Total Kids	-
Race: Black	1	Race: Black	1	Range	-
White	8	White	8	Mean N	-
Latino	-	Latino	-	Kids 0-5 yrs	-
Other	-	Other	-		
<b>REFERRED BY</b>		<b>SERVICE NEED</b>			
Police	7	Shelter	3		
DV & Social Service	1	Counseling	2		
Advertisement	-	Legal	4		
Health	-	Info Only	-		
Family or Friend	-	Other	-		
Info. Resources	-				
Other	-				
<b>LANGUAGE</b>		<b>Census 2000 Demographics</b>			
English	8	Total Population	27,016		
Spanish	-	Race: Hispanic/Latino	1,783		
Polish	-	Not Hispanic/Latino	25,233		
Other	1	Asian	1,695		
		Black	88		
		White	23,030		
		Other	420		
		HH Income Median	58,232	Age Median	42.3

60645		N=36			
<b>VICTIM</b>		<b>ABUSER</b>		<b>CHILDREN</b>	
Age (Median)	35	Age (Median)	42	No Kids	16
Sex: Female	32	Sex: Female	3	Have Kids	20
Male	3	Male	32	Total Kids	42
Race: Black	16	Race: Black	18	Range	1-5
White	7	White	6	Mean N	2.10
Latino	6	Latino	5	Kids 0-5 yrs	20
Other	6	Other	6		
<b>REFERRED BY</b>		<b>SERVICE NEED</b>			
Police	18	Shelter	17		
DV & Social Service	6	Counseling	10		
Advertisement	8	Legal	7		
Health	1	Info Only	-		
Family or Friend	-	Other	1		
Info. Resources	-				
Other	2				
<b>LANGUAGE</b>		<b>Census 2000 Demographics</b>			
English	33	Total Population	44,197		
Spanish	3	Race: Hispanic/Latino	7,223		
Polish	-	Not Hispanic/Latino	36,974		
Other	-	Asian	6,877		
		Black	4,658		
		White	23,197		
		Other	2,242		
		HH Income Median	41,438	Age Median	35.4

60647		N=111			
<b>VICTIM</b>		<b>ABUSER</b>		<b>CHILDREN</b>	
Age (Median)	32	Age (Median)	33	No Kids	58
Sex: Female	101	Sex: Female	11	Have Kids	53
Male	10	Male	98	Total Kids	104
Race: Black	21	Race: Black	24	Range	1-5
White	22	White	26	Mean N	1.96
Latino	60	Latino	56	Kids 0-5 yrs	60
Other	4	Other	2		
<b>REFERRED BY</b>		<b>SERVICE NEED</b>			
Police	61	Shelter	30		
DV & Social Service	15	Counseling	19		
Advertisement	13	Legal	36		
Health	3	Info Only	8		
Family or Friend	3	Other	18		
Info. Resources	-				
Other	11				
<b>LANGUAGE</b>		<b>Census 2000 Demographics</b>			
English	92	Total Population	98,769		
Spanish	19	Race: Hispanic/Latino	66,874		
Polish	-	Not Hispanic/Latino	31,895		
Other	-	Asian	1,225		
		Black	5,823		
		White	22,813		
		Other	2,034		
		HH Income Median	35,283	Age Median	28.5

60656 AND 60666		N=20	
<b>VICTIM</b>		<b>ABUSER</b>	
Age (Median)	33	Age (Median)	40
Sex: Female	20	Sex: Female	1
Male	-	Male	19
Race: Black	4	Race: Black	4
White	10	White	10
Latino	3	Latino	3
Other	3	Other	3
<b>CHILDREN</b>		<b>REferred BY</b>	
No Kids	6	Police	14
Have Kids	14	DV & Social Service	2
Total Kids	28	Advertisement	1
Range	1-4	Health	-
Mean N	2	Family or Friend	-
Kids 0-5 yrs	10	Info. Resources	-
		Other	2
<b>LANGUAGE</b>		<b>SERVICE NEED</b>	
English	17	Shelter	4
Spanish	2	Counseling	3
Polish	-	Legal	8
Other	1	Info Only	2
		Other	1
<b>Census 2000 Demographics</b>			
Total Population	60656	Total Population	27,129
Race: Hispanic/Latino	1,783	Race: Hispanic/Latino	5,291
Not Hispanic/Latino	25,346	Not Hispanic/Latino	61,498
Asian	1,503	Asian	3,348
Black	295	Black	2,228
White	23,059	White	54,723
Other	489	Other	1,199
HH Income Median	47,512	Age Median	40.6

60657		N=40	
<b>VICTIM</b>		<b>ABUSER</b>	
Age (Median)	30	Age (Median)	33
Sex: Female	36	Sex: Female	6
Male	3	Male	33
Race: Black	7	Race: Black	11
White	26	White	25
Latino	3	Latino	2
Other	2	Other	1
<b>CHILDREN</b>		<b>REferred BY</b>	
No Kids	31	Police	21
Have Kids	9	DV & Social Service	4
Total Kids	15	Advertisement	2
Range	1-3	Health	1
Mean N	1.67	Family or Friend	3
Kids 0-5 yrs	11	Info. Resources	-
		Other	7
<b>LANGUAGE</b>		<b>SERVICE NEED</b>	
English	39	Shelter	17
Spanish	1	Counseling	6
Polish	-	Legal	12
Other	-	Info Only	2
		Other	3
<b>Census 2000 Demographics</b>			
Total Population	60656	Total Population	66,789
Race: Hispanic/Latino	1,783	Race: Hispanic/Latino	5,291
Not Hispanic/Latino	25,346	Not Hispanic/Latino	61,498
Asian	1,503	Asian	3,348
Black	295	Black	2,228
White	23,059	White	54,723
Other	489	Other	1,199
HH Income Median	47,512	Age Median	30.9

60659		N=35	
<b>VICTIM</b>		<b>ABUSER</b>	
Age (Median)	36	Age (Median)	39
Sex: Female	30	Sex: Female	5
Male	5	Male	30
Race: Black	12	Race: Black	13
White	13	White	12
Latino	4	Latino	3
Other	6	Other	7
<b>CHILDREN</b>		<b>REferred BY</b>	
No Kids	20	Police	23
Have Kids	15	DV & Social Service	3
Total Kids	36	Advertisement	1
Range	1-6	Health	-
Mean N	2.40	Family or Friend	3
Kids 0-5 yrs	10	Info. Resources	-
		Other	-
<b>LANGUAGE</b>		<b>SERVICE NEED</b>	
English	30	Shelter	17
Spanish	2	Counseling	4
Polish	-	Legal	11
Other	3	Info Only	1
		Other	2
<b>Census 2000 Demographics</b>			
Total Population	39,155	Total Population	39,155
Race: Hispanic/Latino	6,322	Race: Hispanic/Latino	6,322
Not Hispanic/Latino	32,833	Not Hispanic/Latino	32,833
Asian	10,681	Asian	10,681
Black	1,961	Black	1,961
White	17,834	White	17,834
Other	2,357	Other	2,357
HH Income Median	45,064	Age Median	33.9

60660		N=50	
<b>VICTIM</b>		<b>ABUSER</b>	
Age (Median)	33	Age (Median)	36
Sex: Female	45	Sex: Female	7
Male	5	Male	43
Race: Black	17	Race: Black	19
White	17	White	19
Latino	10	Latino	7
Other	3	Other	3
<b>CHILDREN</b>		<b>REferred BY</b>	
No Kids	24	Police	31
Have Kids	26	DV & Social Service	4
Total Kids	35	Advertisement	4
Range	1-4	Health	-
Mean N	1.35	Family or Friend	4
Kids 0-5 yrs	27	Info. Resources	-
		Other	6
<b>LANGUAGE</b>		<b>SERVICE NEED</b>	
English	46	Shelter	19
Spanish	2	Counseling	15
Polish	-	Legal	9
Other	2	Info Only	5
		Other	2
<b>Census 2000 Demographics</b>			
Total Population	47,726	Total Population	47,726
Race: Hispanic/Latino	9,906	Race: Hispanic/Latino	9,906
Not Hispanic/Latino	37,820	Not Hispanic/Latino	37,820
Asian	5,897	Asian	5,897
Black	8,326	Black	8,326
White	21,535	White	21,535
Other	2,062	Other	2,062
HH Income Median	34,293	Age Median	33.9

N  
O  
R  
T  
H

## GLOSSARY/DEFINITIONS

**Abuser** Victim callers to the Help Line provide demographic information (age, sex, race) about their abusive partner.

**Age** The VIRA records the actual age of the victim and their abuser from which the median ages are calculated. The median represents the middle point in the range of ages. This method is chosen to be consistent with the Census Bureau reporting of age. For presentation purposes, age groups were created for the Citywide and the Sector profiles.

**Census 2000 Demographics** To provide context for the victim callers in the area, demographic information for the city of Chicago and each ZIP code area was obtained from the U.S. Census Bureau, Census 2000. Data was extracted using American Fact Finder on the Census Bureau website: <http://www.census.gov>.

**Children** Victims are asked to provide the age and sex of all children living with them. Calculated for this report are the total number of victims that reported having children “Have Kids” and the total number of victims who did not report that children lived with them “No Kids.” Information about children may not have been obtained or recorded therefore the number of victims without children may be slightly higher than actual. Of the victims who have children, “Total Kids” represents the total number of children of all victims in that area. The Range shows the fewest and the greatest number of children of victims in the area. The Mean N represents the average number of children per victim in this area, excluding victims without children. Finally, Kids 0-5 yrs represents the total number of children who were between the ages of 0 and 5 when the victim called the Help Line.

**DV Providers** Many domestic violence service providers or agencies offer a variety of services to domestic violence victims. For presentation the services are grouped into broad categories based on their program’s primary service provision focus. The number of programs within each geographic area is presented for the city, the three sectors, and each ZIP code (excluding shelters). Any program that was in operation for at least one month during 2002 is included. For confidentiality, shelters are only presented citywide.

**Language** Most of the calls received by the Help Line are conducted in English, Spanish or Polish. When callers speak a language other than English or Spanish, the Language Line is utilized.

**Loop** Included in the Loop area are all ZIP codes that are assigned by the Post Office to the area of the Loop. Also included are Post Office Boxes and ZIP codes assigned to particular buildings/businesses.

**N** Represents the total. For each ZIP code area the total number of victim callers received within the ZIP code area is reported.

**Race** VIRAs ask victims to select the racial category that they most identify with: Black/African American, White, Latino/Hispanic, Middle Eastern, Asian, Multi-racial, Native American or Other. Percentages for each category are reported in the Citywide and Sector profiles but because of the small numbers are grouped Black, White, Latino and Other within specific ZIP code areas.

**Referral By** Callers are asked who referred them to the Help Line or how they learned about the Help Line. Up to two sources of referral are recorded for each victim and the first source is reported in the profiles. For presentation, the sources of referral are grouped into seven broad categories.

**Relationship** Callers are asked to identify the relationship of the abuser to the victim. Callers are asked to further identify the family relationship (parent, child, uncle etc.) for relationships described as a non-intimate partner family or blood relation.

**Sectors** Three geographical divisions of the city based on ZIP code area were created for reporting.

*Central*

The central sector approximately represents the middle portion of the city. ZIP codes in this sector are 60601, 60602, 60603, 60604, 60605, 60606, 60607, 60608, 60609, 60615, 60610, 60611, 60612, 60616, 60622, 60623, 60624, 60632, 60644, 60651, 60653, 60654, 60661, 60664, 60665, 60668, 60673, 60680, 60684, 60685 and 60693.

*North*

The North sector approximately represents the North side of the city. ZIP codes in this sector 60613, 60614, 60618, 60625, 60626, 60630, 60631, 60634, 60639, 60640, 60641, 60645, 60646, 60647, 60656, 60657, 60659, 60660.

*South*

South sector approximately represents the South side of the city. ZIP codes in this sector are 60617, 60619, 60620, 60621, 60628, 60629, 60633, 60636, 60637, 60638, 60643, 60649, 60652 and 60655.

**Service Need** VIRAs work with victims to identify the type of service needed. For presentation purposes, these services are grouped into four broad categories. Up to two services are recorded for each victim, the Primary service need is presented in this report.

**Victim**

Any person who called the Domestic Violence Help Line as the result of experiencing domestic violence is considered a domestic violence victim caller. Domestic violence includes all forms of abuse including physical, emotional, mental, psychological and sexual violence. The focus of the Help Line is primarily toward intimate partner violence (current and former) however; calls are also accepted from non-intimate partner domestic violence victims (sibling, roommate etc.).

**ZIP Code** Callers are asked for the ZIP code of the neighborhood for services. Calls are placed into ZIP code area based on the US Postal Service listing and are geographically mapped using ARC View software. Profiles are created for each ZIP code area that received any victim calls.