




PROTECT
CHICAGO ★

PROTEGE A
CHICAGO ★



DON'T LET

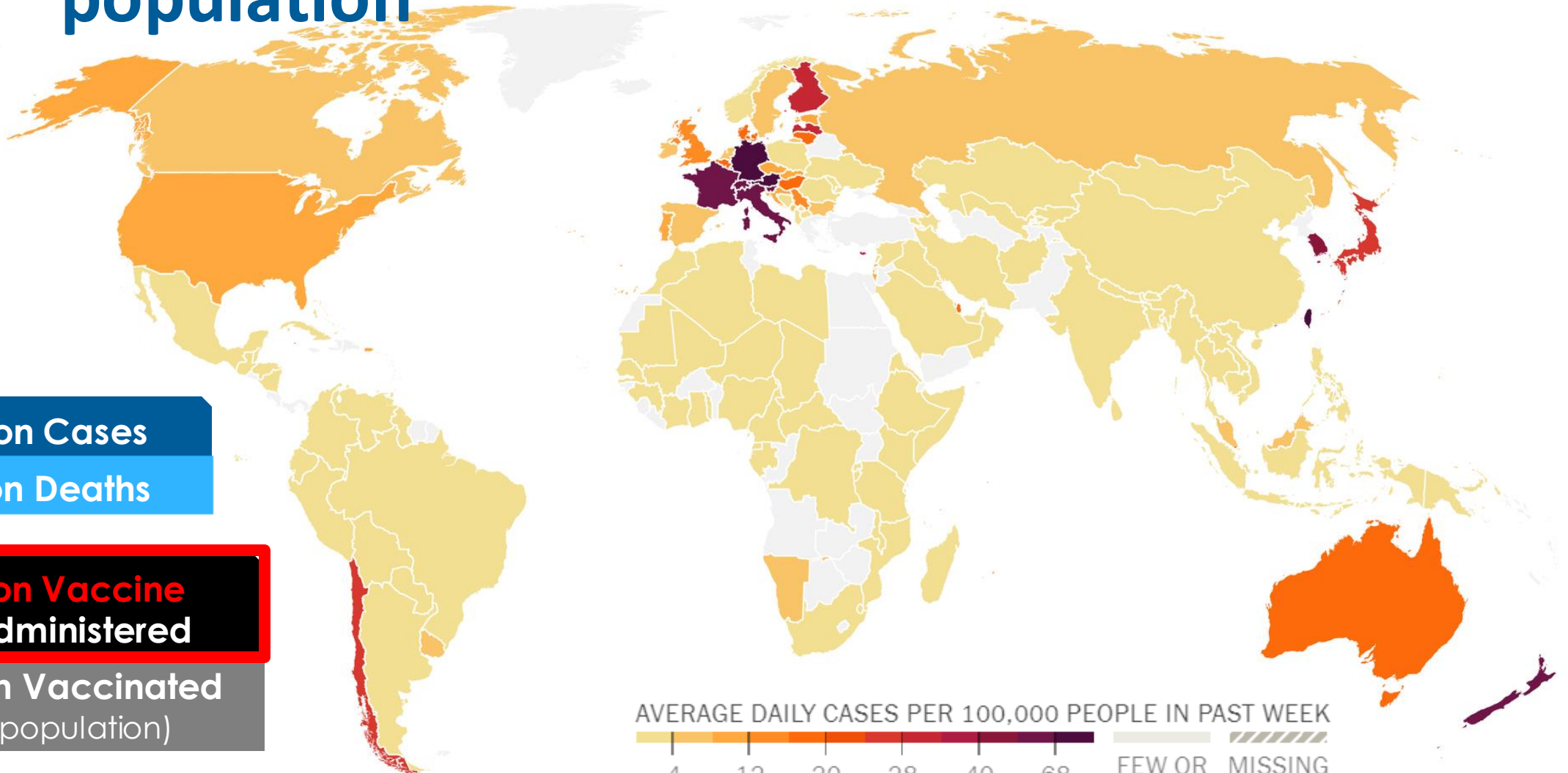

COVID HAUNT YOU.

Get the new COVID Bivalent Booster

FIND YOUR VACCINE AT: [CHI.GOV/COVIDVAX](https://chi.gov/covidvax)

 **CHICAGO**
MAYOR LORI E. LIGHTFOOT

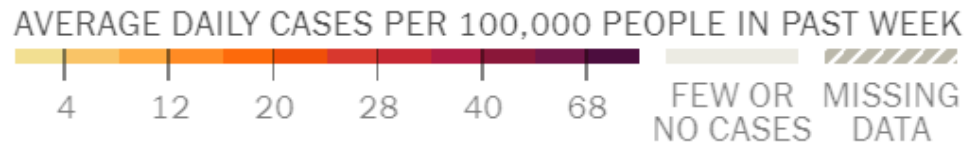
Average daily COVID-19 cases per 100,000 population



628 Million Cases
6.5 Million Deaths

12.8 Billion Vaccine Doses Administered

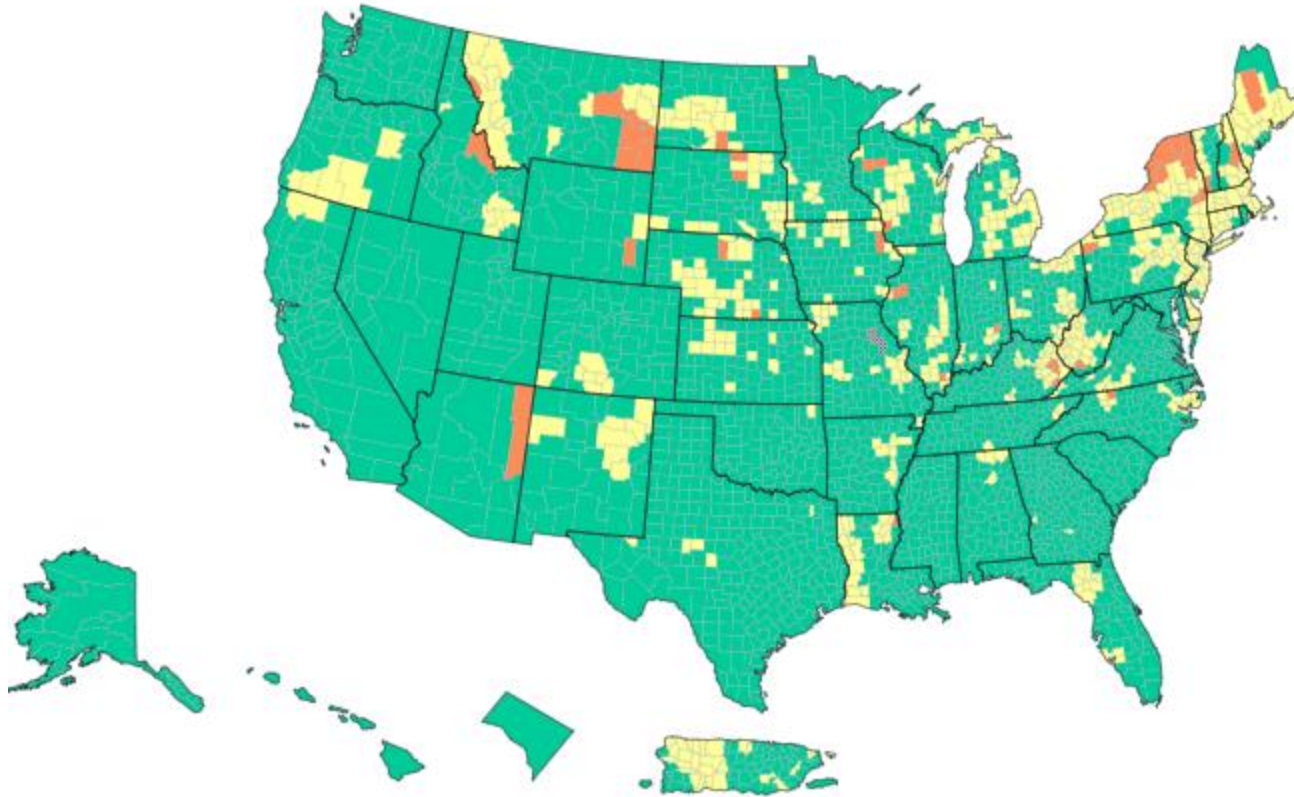
5.4 Billion Vaccinated
(70.5% of population)



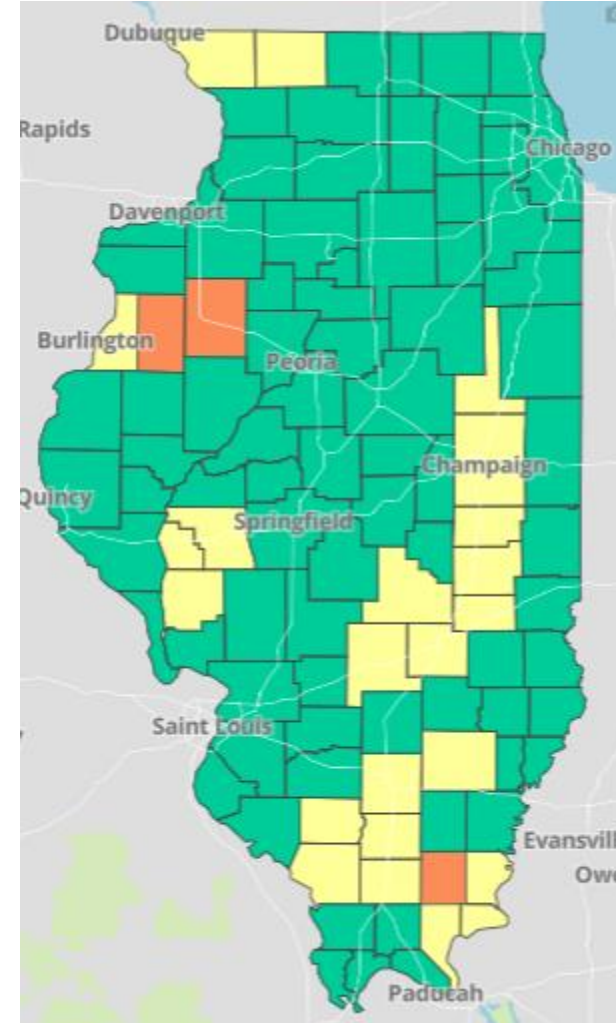
LAST WEEK: 1% of U.S. Counties reported High COVID Community Level and 18% reported Medium Level.



Low Medium High



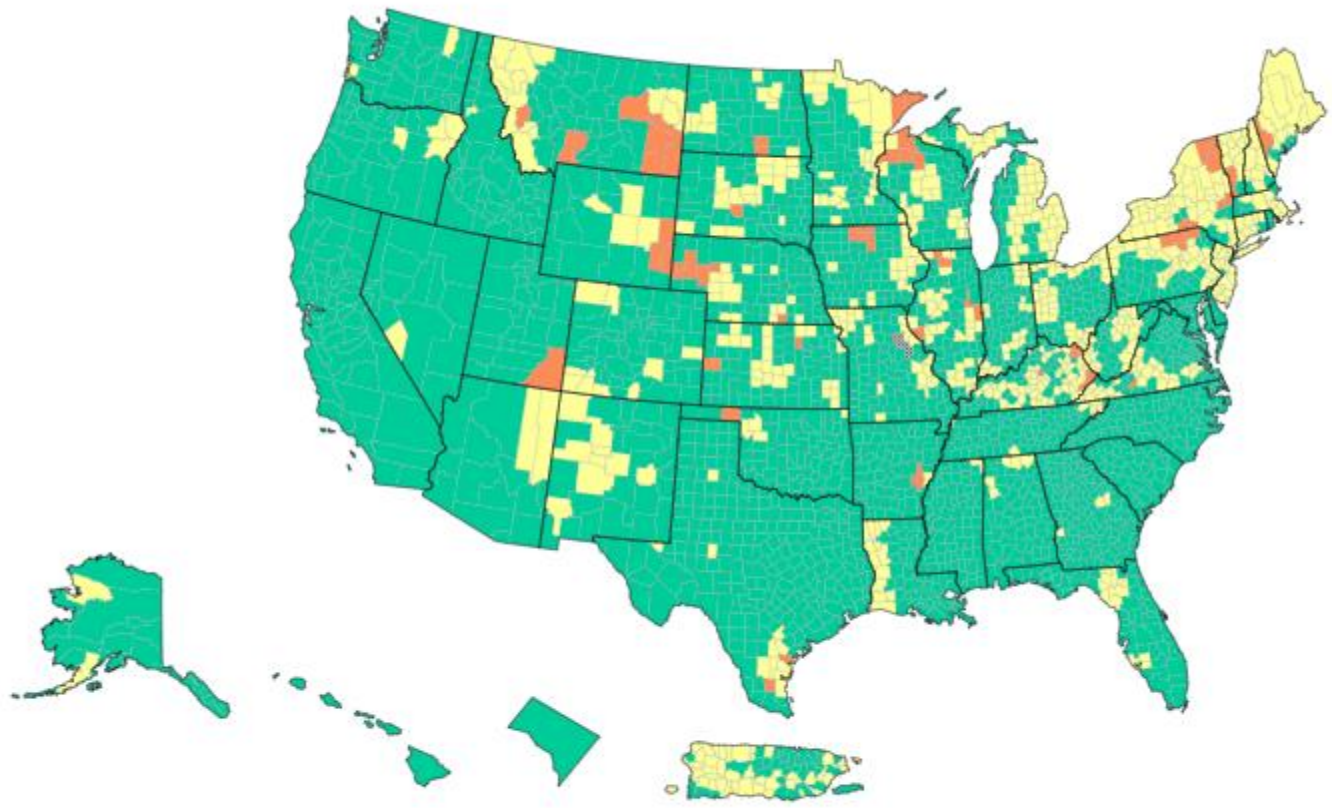
GU AS MP VI



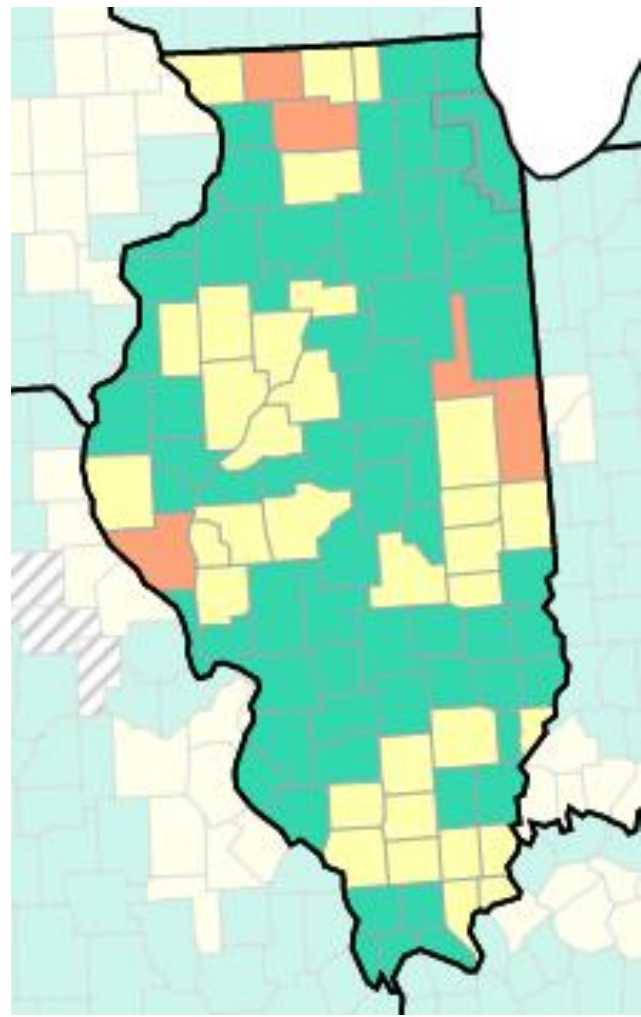
THIS WEEK: **2%** of U.S. Counties reported **High** COVID Community Level and **22%** reported **Medium** Level.



Low Medium High



GU AS MP VI



Additional COVID-19 Indicators for Chicago

Chicago COVID-19 Emergency Department encounters
LOW CONCERN

Chicago Wastewater Sampling
LOW CONCERN

Chicago Variant Risk Assessment
LOW CONCERN

CHICAGO | COVID-19 Summary

Data current as of Oct 26, 2022.

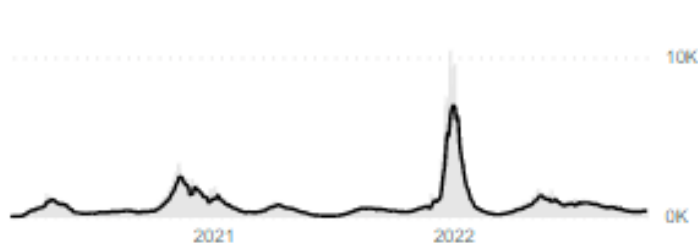
Data are updated M-F at 5:30 p.m., except for City holidays. All data are provisional and subject to change.

SUMMARY CASES CASES BY ZIP TESTS VACCINES VACCINES BY ZIP

Learn how to use this dashboard.

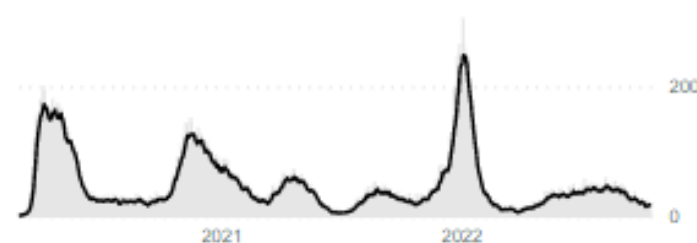
CASES

358 ▲ Current daily avg
 320 (+12%) Prior week
 707,835 Cumulative
 13.2 Daily rate per 100,000



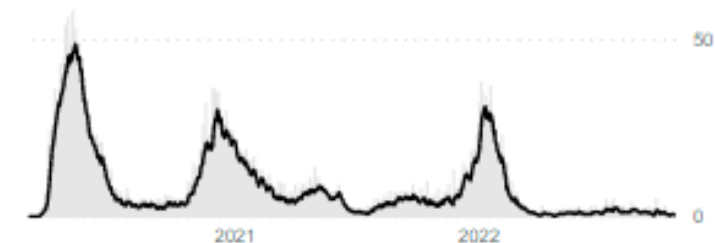
HOSPITALIZATIONS

17 ▲ Current daily avg
 15 (+15%) Prior week
 47,824 Cumulative
 0.6 Daily rate per 100,000



DEATHS

0.43 ▲ Current daily avg
 0.29 (+50%) Prior week
 7,896 Cumulative
 0.0 Daily rate per 100,000



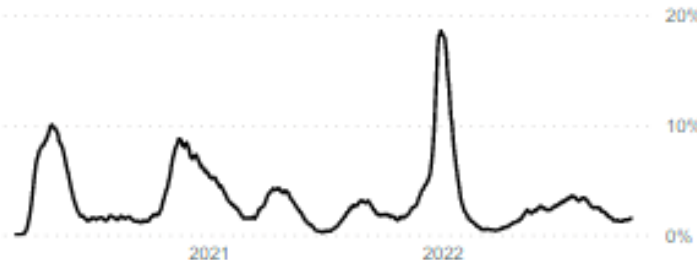
VACCINATIONS ADMINISTERED

6,115 ▼ Current daily avg
 5,440,178 Cumulative
 70.9% Completed series
 79.2% At least one dose



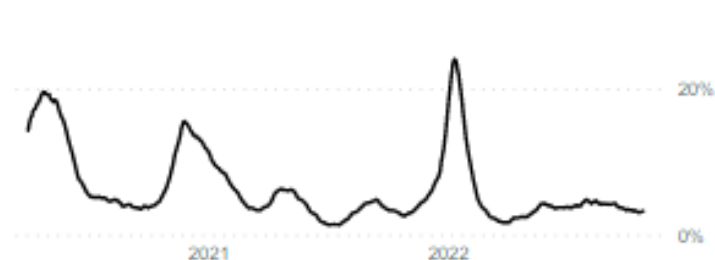
EMERGENCY ROOM VISITS

1.5% ▲ Current daily avg
 1.3% Prior Week



HOSPITAL BEDS IN USE

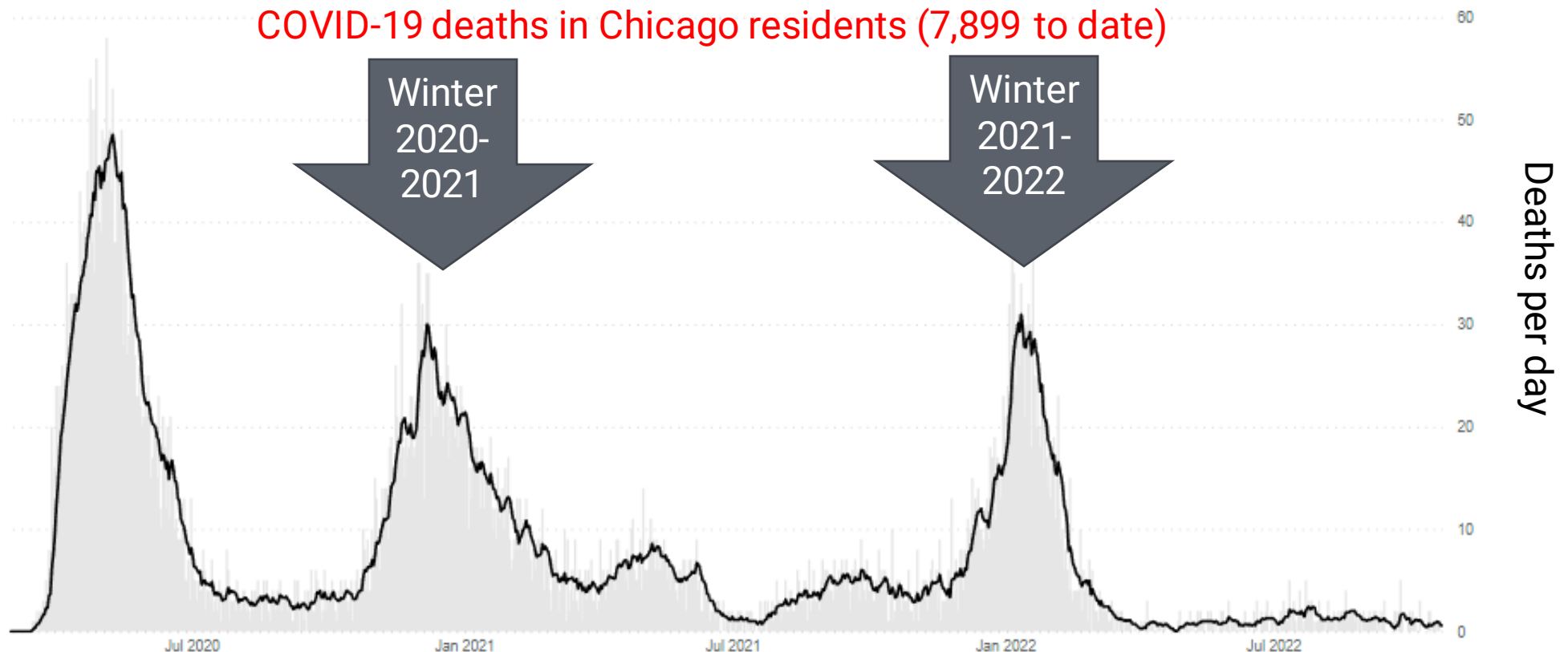
3.2% ▲ Current daily avg
 3.0% Prior Week



Chicago's COVID-19 Risk Level is **LOW**



**THANKFULLY, COVID IS NOT TOP OF MIND...
BUT IT IS ALSO **NOT** OVER**





7,899 COVID-19 deaths (and counting) in Chicago residents

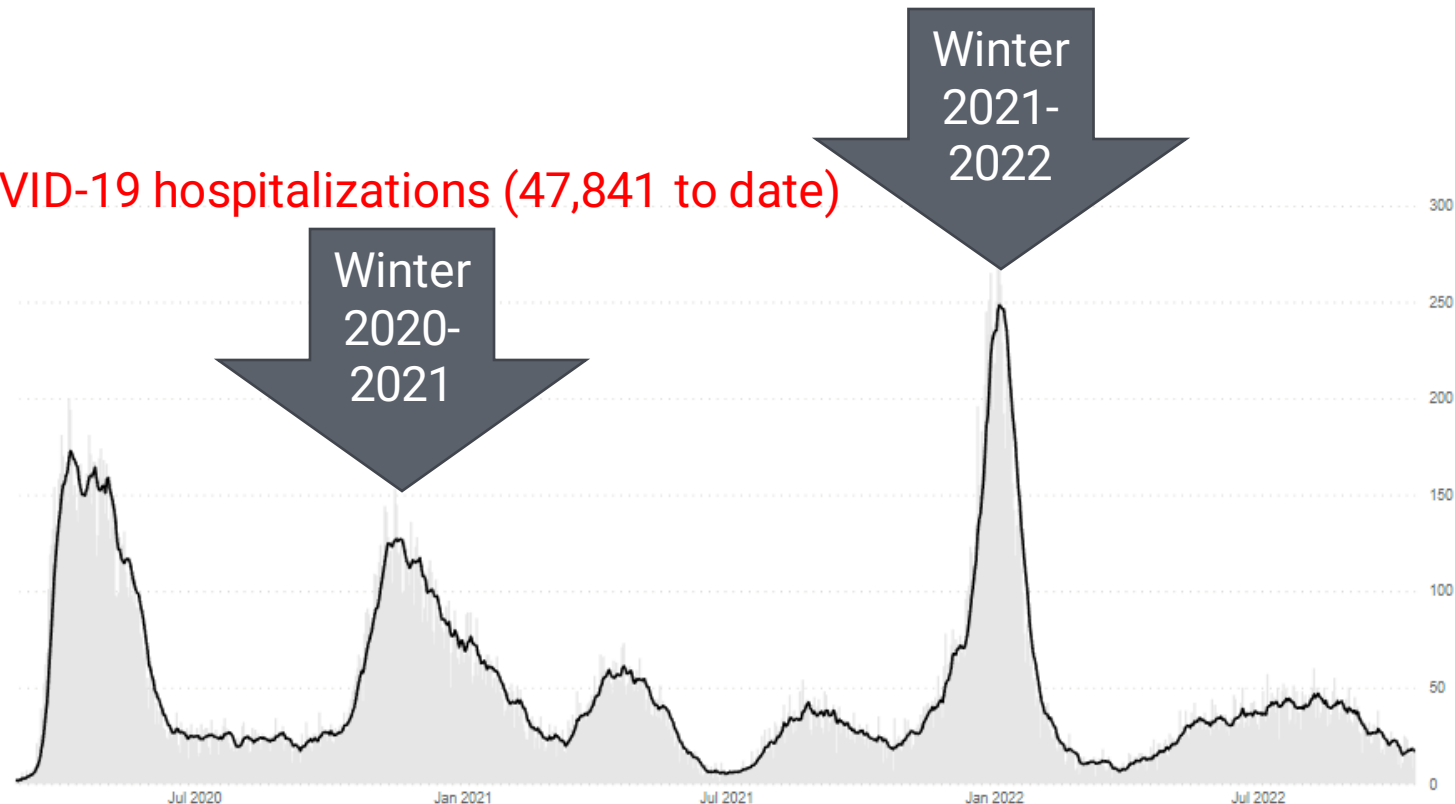
- Since the pandemic began, COVID has been the **2nd leading cause of death** (after heart disease) in Chicago
- Even now, **3 to 5 COVID-19 deaths each week** just in Chicago residents
- Even just in the past six months, U.S. has averaged **300 to 500 COVID deaths each day**
- At this rate, between 110,000 and 180,000 Americans will continue to die each year of COVID-19

47,841 COVID-19 hospitalizations (and counting) in Chicago



- Even now, 15 to 20 people newly hospitalized with COVID-19 EVERY DAY in Chicago
- Even now, 1 of every 25 to 30 Chicago hospital beds is occupied with a COVID-19 patient

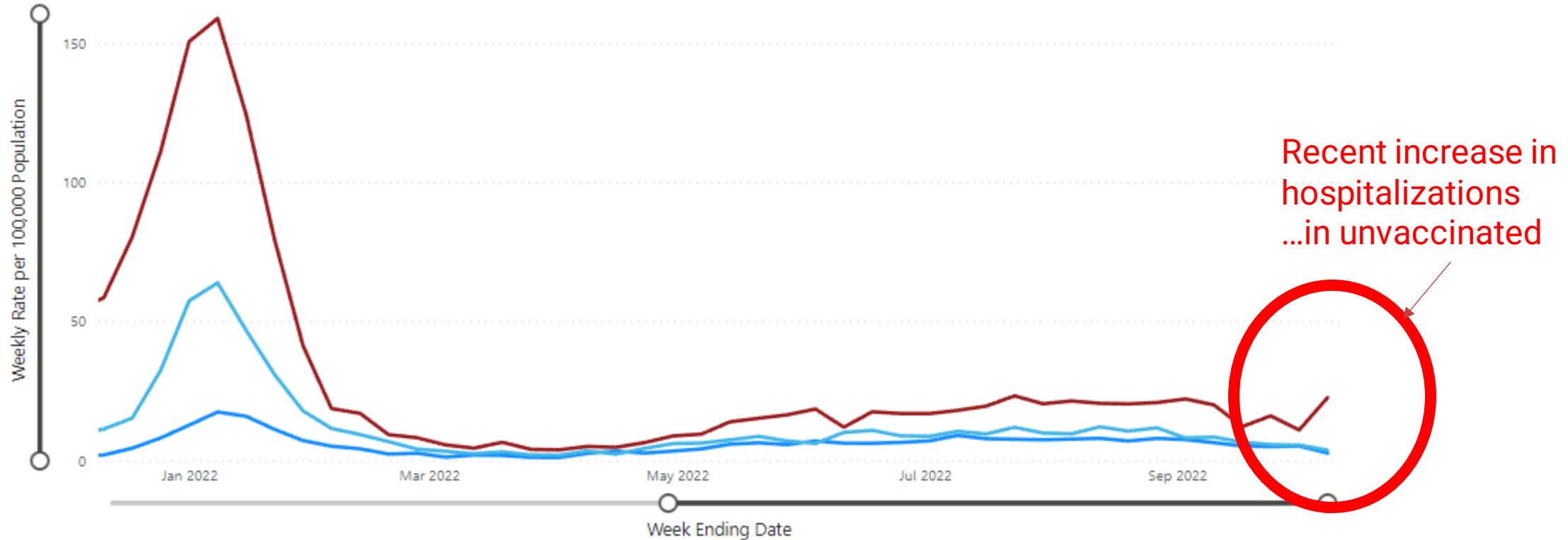
Chicago COVID-19 hospitalizations (47,841 to date)



Since the Omicron variant became dominant in Chicago: Hospitalization rates were **2.7X higher** in those **unvaccinated** compared to **boosted**



● Boosted ● Fully Vaccinated ● Unvaccinated



*Rates are adjusted for age

Since the Omicron variant became dominant in Chicago, unvaccinated people had a **2.2X** higher risk of being hospitalized with COVID-19 compared to fully vaccinated people

Since the Omicron variant became dominant in Chicago, unvaccinated people had a **2.7X** higher risk of being hospitalized with COVID-19 compared to people who were boosted

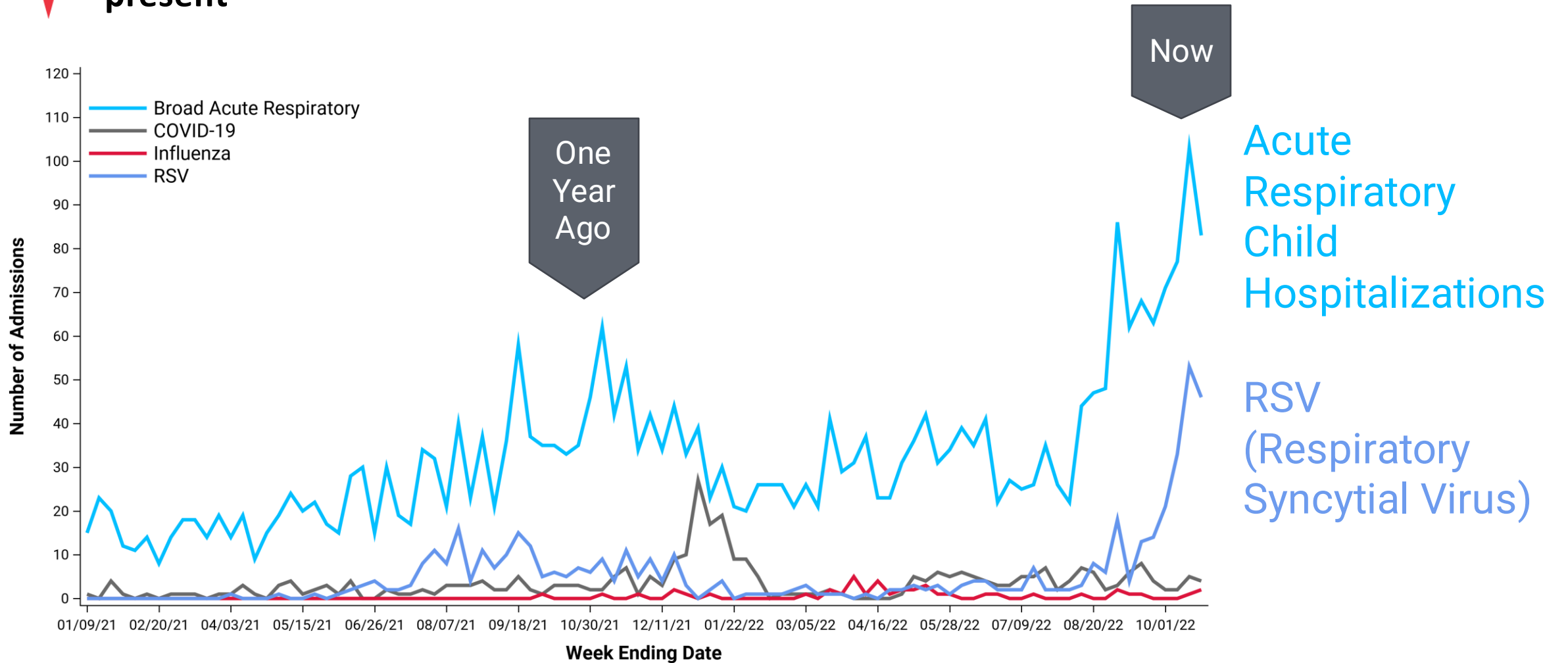
Sources:

Includes cases among Chicago residents reported into the Illinois Electronic Disease Surveillance System (I-NEDSS) with date of specimen collection 12/12/2021-10/8/2022, pulled 10/26/2022. Vaccination status obtained from the Illinois Comprehensive Automated Immunization Registry (I-CARE) registry.

AND: Surge in **Child** Respiratory Illnesses and Hospitalizations



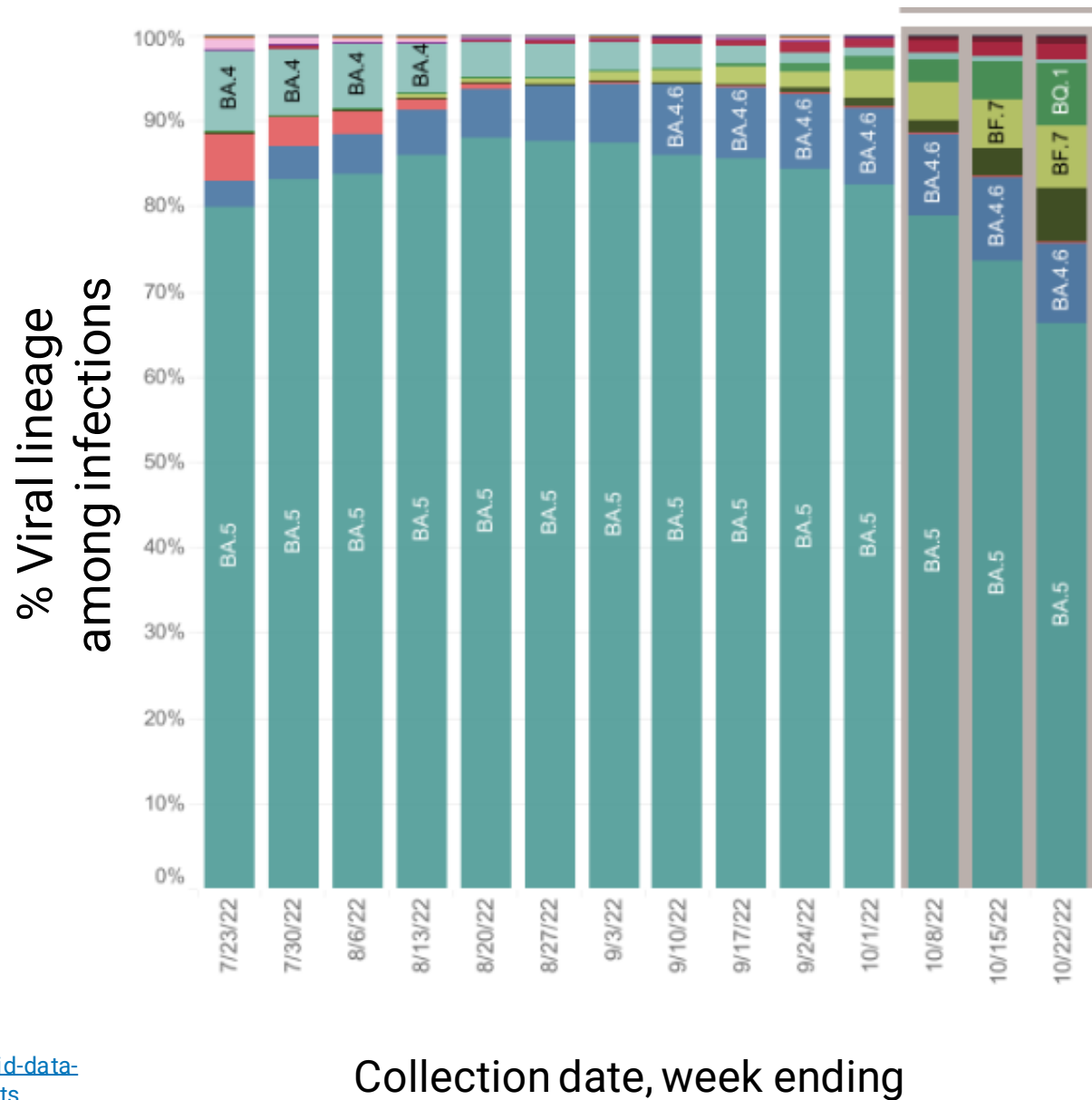
Pediatric Admissions at **Chicago Hospitals** due to Acute Respiratory Illnesses: January 2021-present



Source: Emergency department visits reported in ESSENCE. Assigned syndromes or diseases are based on chief complaint terms and diagnosis codes

Variant Surveillance, Midwest Region

Continued evolution of more infectious Omicron subvariants



It's STILL ALL OMICRON
 However, watching a few subvariants closely.

BA.2.75.2 (1.0%)

BA.2.75 (1.8%)

BA.4 (0.4%)

BQ.1 (7.4%)

BF.7 (7.2%)

BQ.1.1 (6.4%)

BA.4.6 (9.5%)

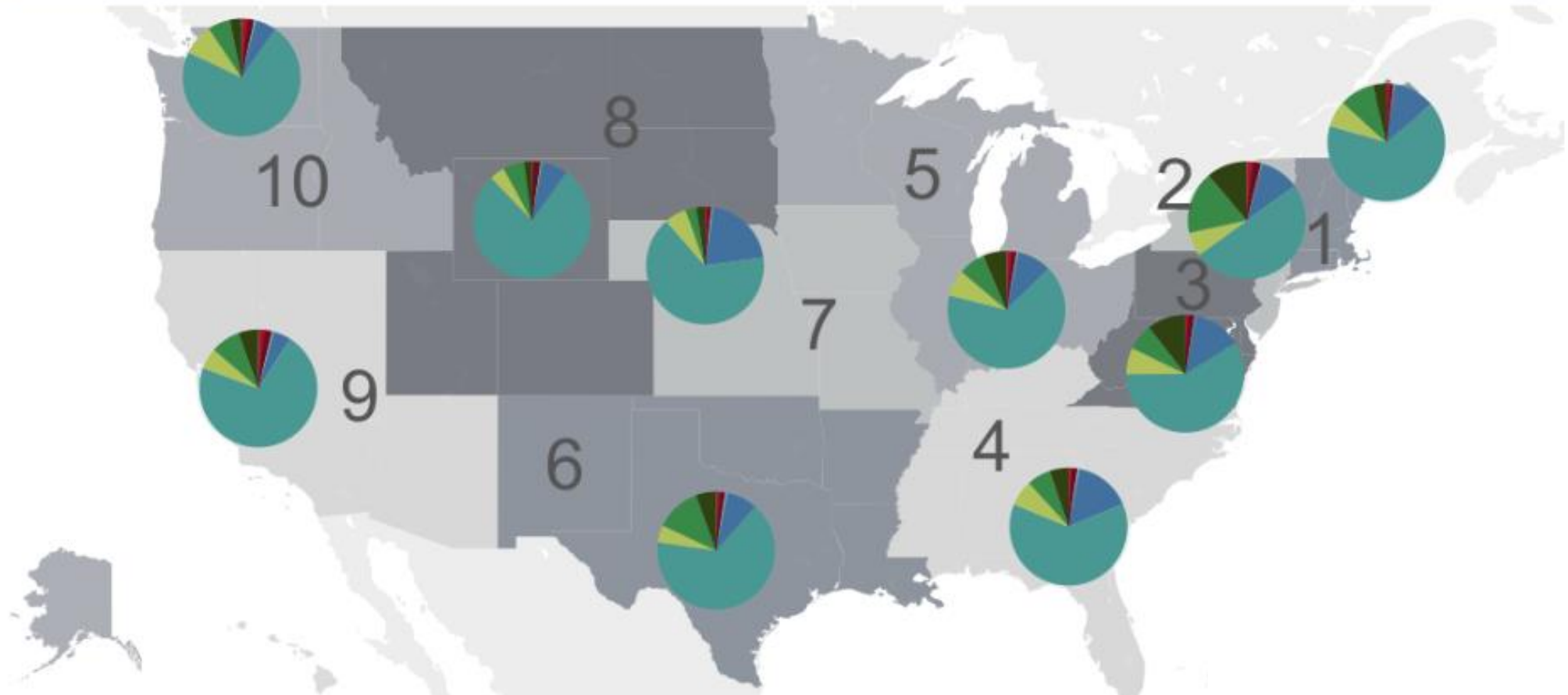
BA.5 (66.3%)

(1 week prior: 72.0%)

Variant proportions in the U.S.



United States: 10/16/2022 – 10/22/2022 NOWCAST





THINK YOU'RE UP TO DATE WITH YOUR COVID VACCINES?

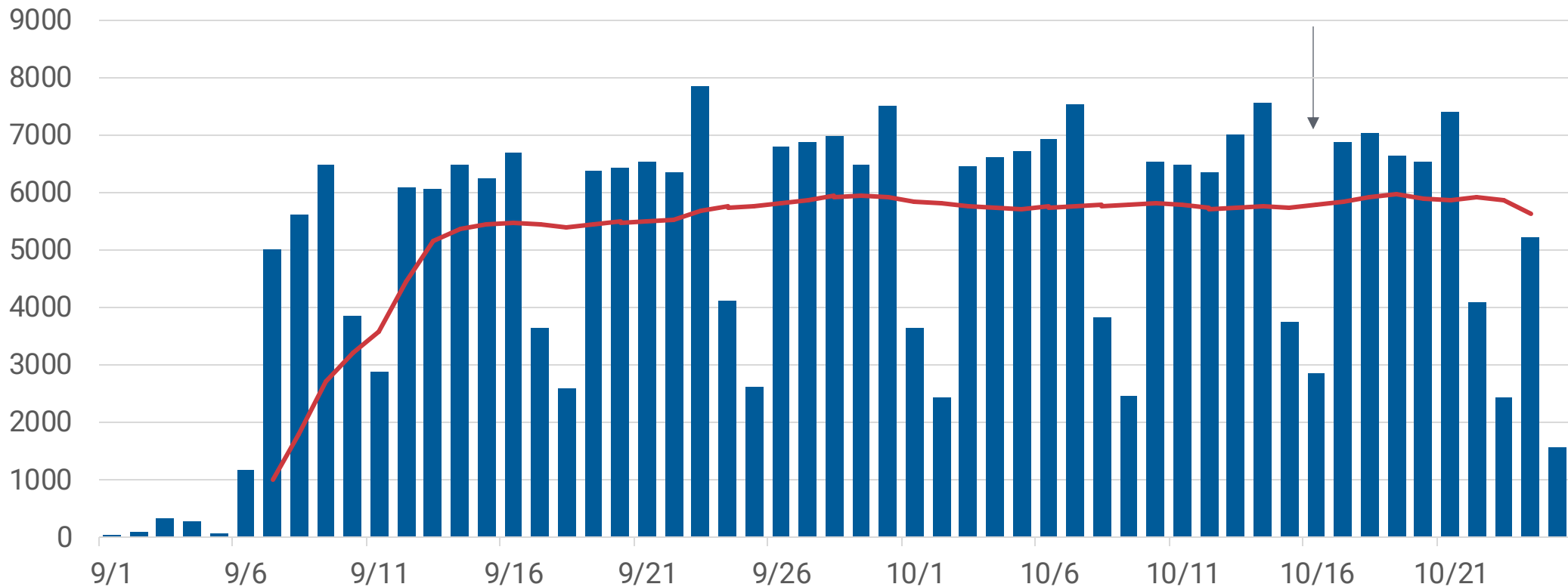
IF YOU HAVEN'T
BEEN VACCINATED
SINCE LABOR DAY...



Previously vaccinated Chicagoans age 5+ are eligible for the new bivalent booster and the best protection against Omicron.

Over **273,000 doses** of the Fall 2022 bivalent boosters have been administered to Chicagoans

Administration of updated, Fall 2022 booster doses remains steady. 7DRA: ~5800





Demographics of Chicagoans who received an updated COVID-19 vaccine

Age Group	Count	(%)
5-11 yrs	1994	0.7%
12-17 yrs	8075	3%
18-29 yrs	30039	11%
30-39 yrs	52884	19%
40-49 yrs	39509	14%
50-59 yrs	38445	14%
60-69 yrs	47496	17%
70-79 yrs	37293	14%
80+ yrs	17443	6%

Race-ethnicity	Count	(%)
Latinx	38907	14%
Black, non-Latinx	46687	17%
White, non-Latinx	153102	57%
Asian, non-Latinx	22747	8%
AIAN, non-Latinx	1453	1%
NHPI, non-Latinx	587	0%
Other, non-Latinx	4235	2%
Unknown	5460	2%

Sex	Count	(%)
Female	149203	55%
Male	122128	45%
Unknown	1847	1%

Overall, Estimated **14.6%** of eligible Chicagoans have received an updated, Fall 2022 COVID booster


	No. of Chicagoans eligible for updated vaccine (est.)*	No. of eligible who received updated vaccine	Percent eligible who have received updated vaccine
--	--	--	--

Race/Ethnicity

Latinx	515,466	38,913	7.5%
Black, non-Latinx	430,634	46,690	10.8%
White, non-Latinx	642,750	153,111	23.8%
Asian, non-Latinx	142,684	22,754	15.9%

Age Group

05-11 yrs	95,428	1,994	2.1%
12-17 yrs	126,428	8,075	6.4%
18-29 yrs	355,371	30,039	8.5%
30-39 yrs	353,730	52,884	15.0%
40-49 yrs	275,982	39,509	14.3%
50-59 yrs	254,005	38,445	15.1%
60-69 yrs	214,507	47,496	22.1%
70-79 yrs	125,546	37,293	29.7%
80+ yrs	65,400	17,443	26.7%



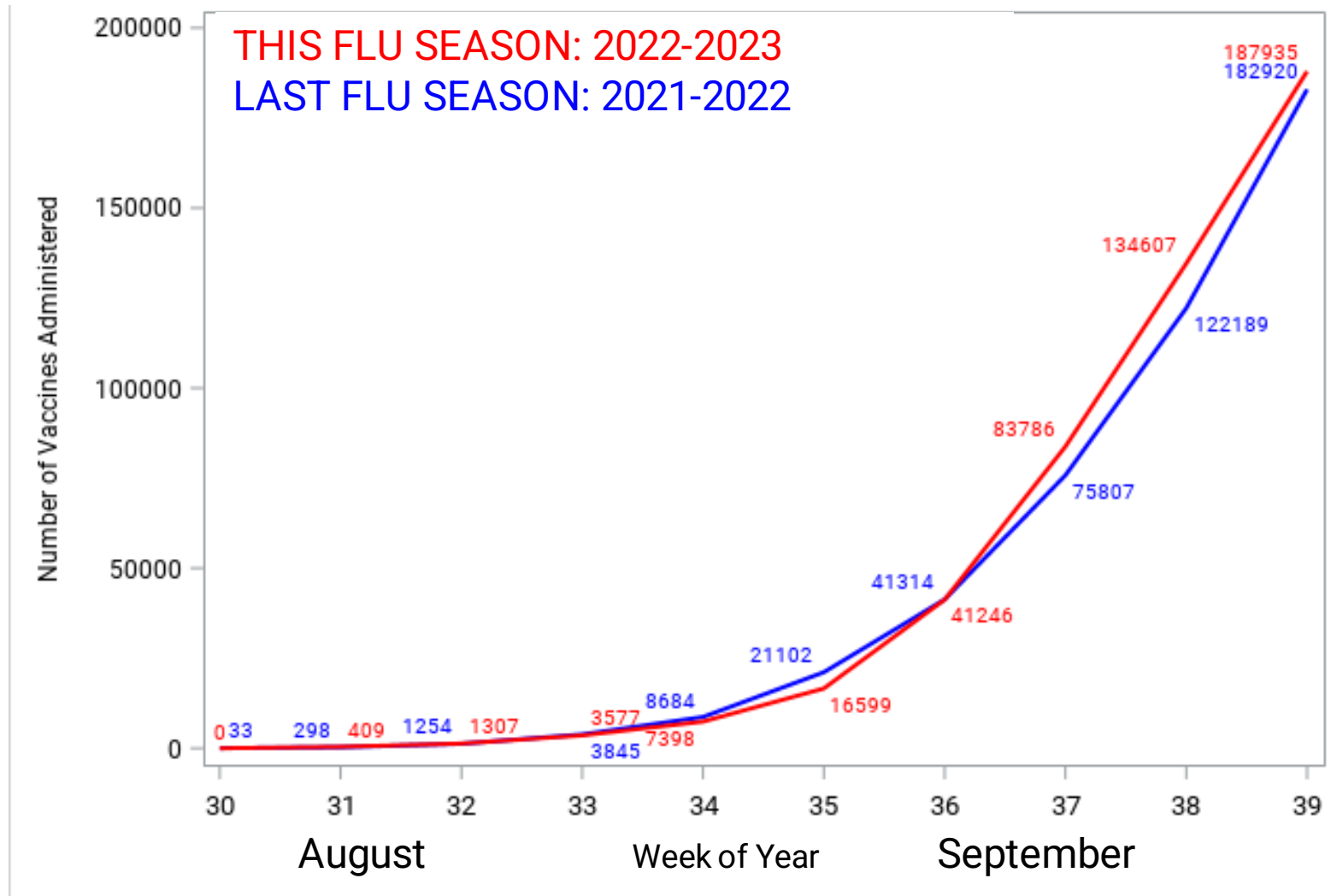
THE COMBO YOU
DON'T WANT

GET BOTH
VACCINES.

[CHICAGO.GOV/FLU](https://chicago.gov/flu)



Overall, influenza vaccine uptake in Chicago this fall is **SIMILAR** to last year

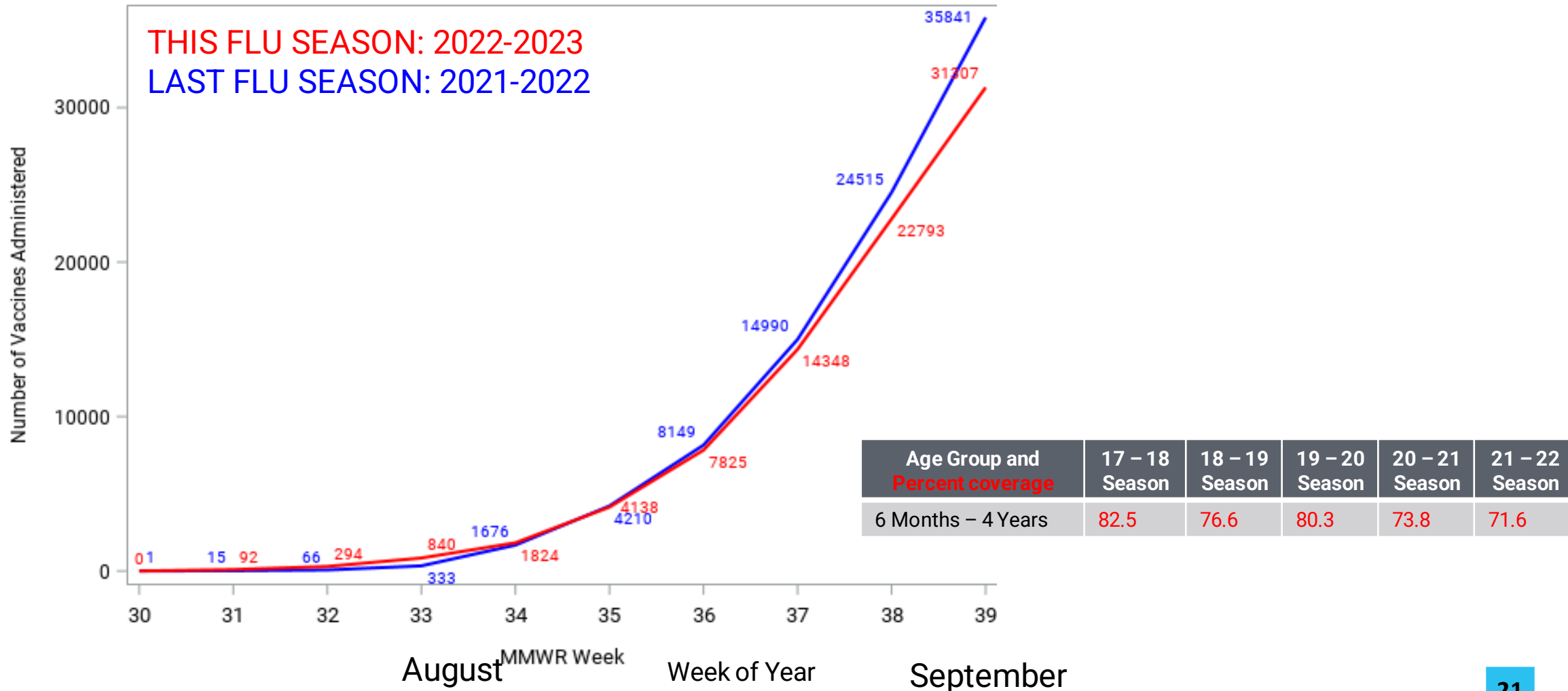


- About **5,000** more doses of flu vaccine given so far this season in Chicago compared to last season
- **2,236 Chicago providers** have given flu vaccines in the last 2.5 months
 - This is about **180 fewer providers** than at the same time last year

However, influenza vaccine uptake in Chicago children under 18 has been notably **LOWER** than at this point last year



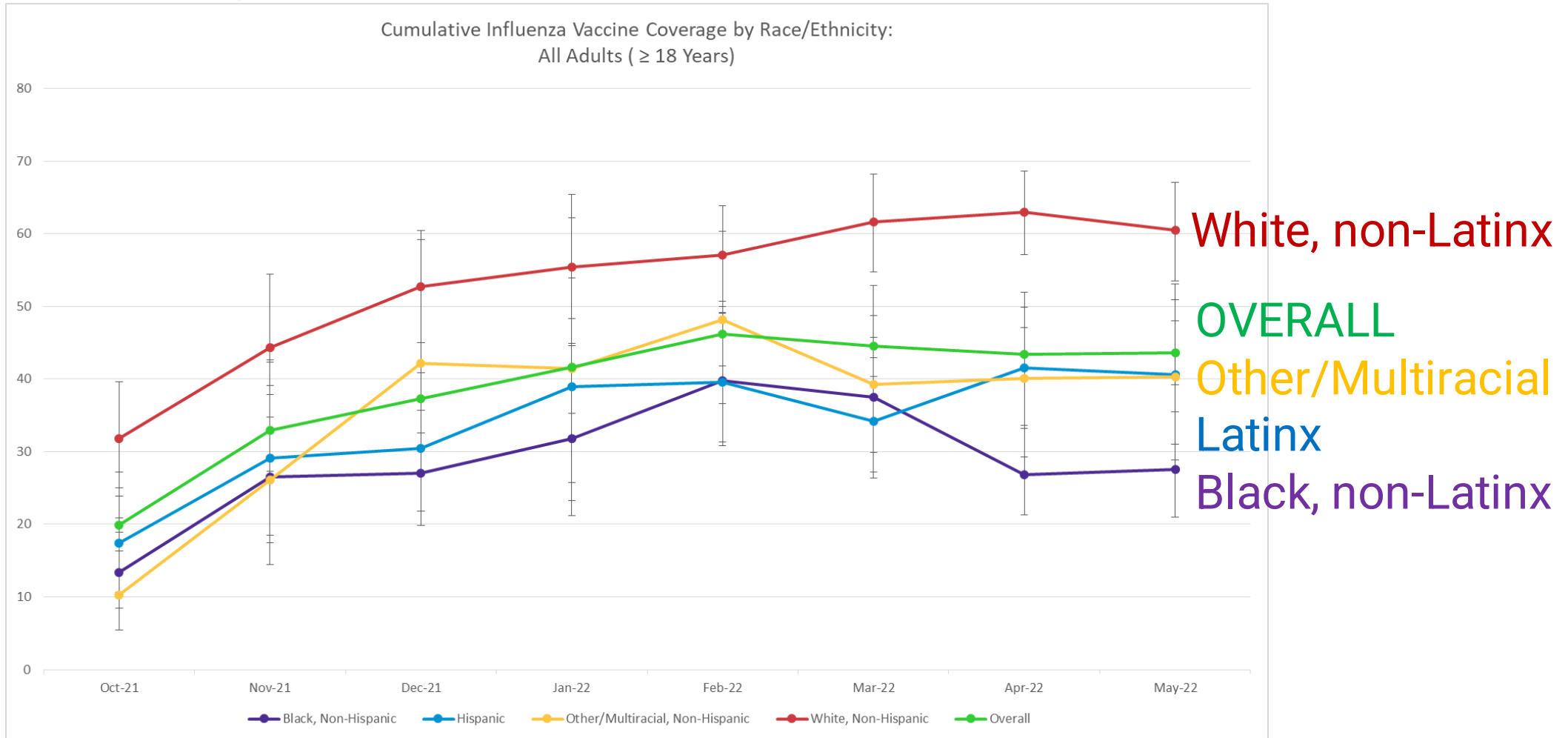
Cumulative Influenza Doses Administered to Chicagoans Under 18 Years by Week, 2022-23 and 2021-22



*Cumulative doses by week. MMWR Week 30 is the last week of July/ first week of August *MMWR Weeks 31-35 cover the month of August/ first week of September

*MMWR Weeks 36-39 cover the month of September

Racial/Ethnic Disparities in Chicago Adult Influenza Vaccine Uptake: 2021-22 Cumulative Vaccine Coverage Estimates



REGISTRATION ENCOURAGED ★ WALK-INS WELCOME
All clinics are Saturdays from 9am-2pm

★
Extended
Saturday
flu/COVID
vaccine clinics
with City
Colleges
through
December

LOCATION:	DATE:	REGISTER AT:
Malcolm X	November 5	rebrand.ly/MalcolmXCollege
Truman	November 12	rebrand.ly/TrumanCollege
Kennedy-King	November 19	rebrand.ly/KennedyKing
Wright	December 3	rebrand.ly/WrightCollege
Olive-Harvey	December 10	rebrand.ly/Olive-Harvey
Daley	December 17	rebrand.ly/DaleyCollege

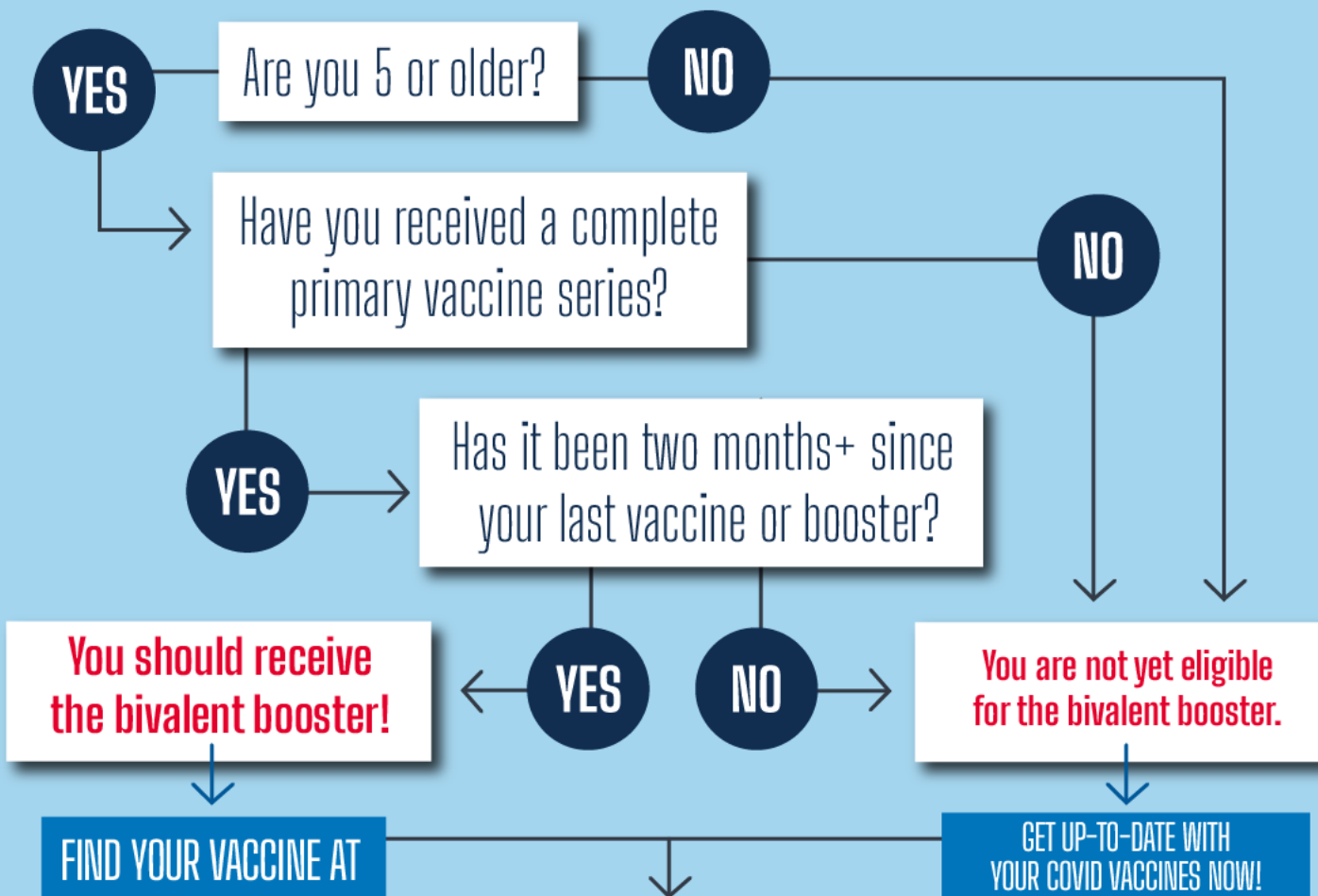
The new COVID-19 bivalent booster is available!

Types of vaccines: Flu, COVID-19 primary series from Pfizer and Moderna starting 6 months+, and Pfizer bivalent boosters from 5 years+





DO I NEED TO GET A COVID BIVALENT BOOSTER THIS FALL?



STILL FREE FOR ALL!

- Pharmacy
- Doctor's Office
- Pop-Up Clinic
- Standing Clinic
- AT HOME!!!

chicago.gov/covidvax





IT'S TIME TO GET YOUR BOOO-STER

Get the Fall 2022 Updated COVID-19
Vaccine (Bivalent Booster) now!

STILL FREE FOR ALL!

- Pharmacy
- Doctor's Office
- Pop-Up Clinic
- Standing Clinic
- AT HOME!!!



Need a vaccine or a booster?
Have questions?

visit

CHI.GOV/COVIDVAX

or call

312-746-4835



STILL FREE FOR ALL!

- Pharmacy
- Doctor's Office
- Pop-Up Clinic
- Standing Clinic
- AT HOME!!!