

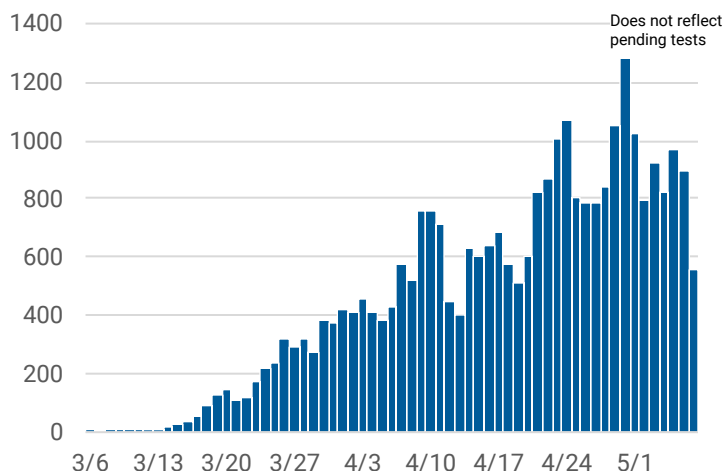


CHICAGO COVID-19 UPDATE

May 8, 2020

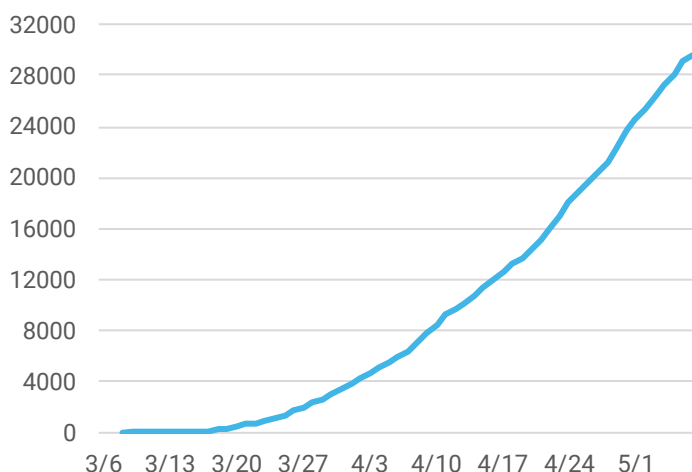
There are **29,665** cases of COVID-19 and **1,268** deaths among Chicago residents as of May 8, 2020. This is an increase of **1,098** cases and **62** deaths since yesterday.

Confirmed daily COVID-19 cases



Daily and cumulative coronavirus 2019 (COVID-19) cases reported for Chicago residents with known laboratory report date. Results for several previous days are updated each day. Note, there was one case of COVID-19 reported in January 2020 that is not included in the daily counts.

Confirmed cumulative COVID-19 cases



COVID-19 Morbidity and mortality by geography

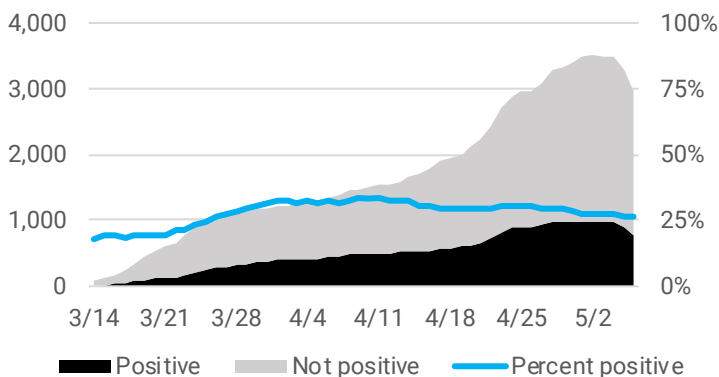
GEOGRAPHY	CASES ¹	DEATHS
Chicago	29,665	1,268
Illinois (IDPH link)	73,760	3,241
U.S. (CDC link)	1,219,066	73,297
World (WHO link)	3,767,744	259,593

¹Does not include persons with pending COVID-19 tests or persons with COVID-19 related illness who have not been tested.

As of May 8, 2020, there have been **102,547** individuals tested. The **7-day average** is **2,980** individuals tested per day, with a **cumulative percent positivity of 26.0%**.

Average daily COVID-19 testing

*Number of individuals tested and percent of tests that were positive averaged over 7 days.



Individuals tested at state and private laboratories with known specimen collection date. Tests performed between Jan 21 and Mar 4, 2020 are not included in graph. CDPH may not receive all non-positive results.

COVID-19 Case characteristics for Chicago residents

CHARACTERISTIC	NUMBER	% TOTAL CASES ¹	RATE PER 100,000
Chicago	29,665	100%	1,096.3
Age			
0-17	848	2.9%	154.5
18-29	4,801	16.2%	868.3
30-39	5,116	17.2%	1,121.1
40-49	5,458	18.4%	1,622.2
50-59	5,422	18.3%	1,732.5
60-69	3,938	13.3%	1,497.4
70+	4,059	13.6%	1,724.9
Under investigation	23	0.1%	-
Gender			
Female	14,272	48.1%	1,029.6
Male	14,622	49.3%	1,107.8
Under investigation	771	2.6%	-
Race-ethnicity²			
Latinx	8,616	39.9%	1,109.4
Black, non-Latinx	7,514	34.8%	958.1
White, non-Latinx	3,681	17.0%	409.0
Asian, non-Latinx	696	3.2%	387.0
Other, non-Latinx	1,107	5.1%	926.6
Under investigation	8,051	27.1%	-

²Race-ethnicity percentage is calculated among those with known race-ethnicity as reported by the medical provider.

COVID-19 Death characteristics for Chicago residents

CHARACTERISTIC	DEATHS	% TOTAL DEATHS	% DEATHS WITHIN GROUP	RATE PER 100,000 POP
Chicago	1,268	100%	4.3%	46.9
Age				
0-17	0	0%	0%	0
18-29	10	0.8%	0.2%	1.8
30-39	26	2.1%	0.5%	5.7
40-49	70	5.5%	1.3%	20.8
50-59	142	11.2%	2.6%	45.4
60-69	261	20.6%	6.6%	99.2
70+	759	59.8%	18.7%	322.5
Gender				
Female	498	39.3%	3.5%	35.9
Male	769	60.6%	5.3%	58.3
Under investigation	1	0.1%	0.1%	-
Race-ethnicity²				
Latinx	321	25.9%	3.7%	41.3
Black, non-Latinx	620	50.0%	8.3%	79.1
White, non-Latinx	229	18.5%	6.2%	25.4
Asian, non-Latinx	57	4.6%	8.2%	31.7
Other, non-Latinx	13	1.0%	1.2%	10.9
Under investigation	28	2.2%	0.3%	-

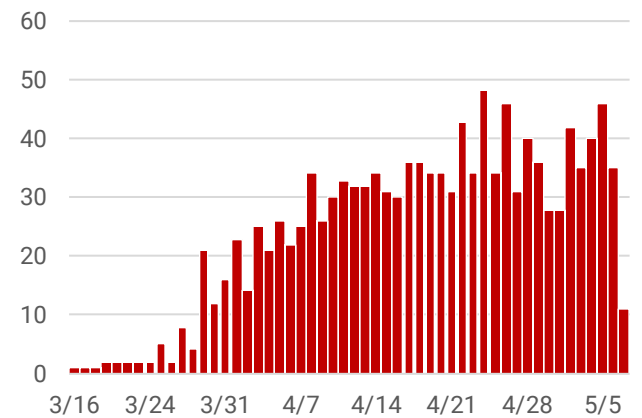
²Race-ethnicity percentage is calculated among those with known race-ethnicity as reported by the medical provider.

Underlying chronic conditions among Chicago residents who died from COVID-19

CHARACTERISTIC	NUMBER	% OF KNOWN
Known medical history	1,221	-
Underlying chronic conditions ³	1,148	94.0%
No underlying chronic conditions	73	6.0%
Under investigation	47	-

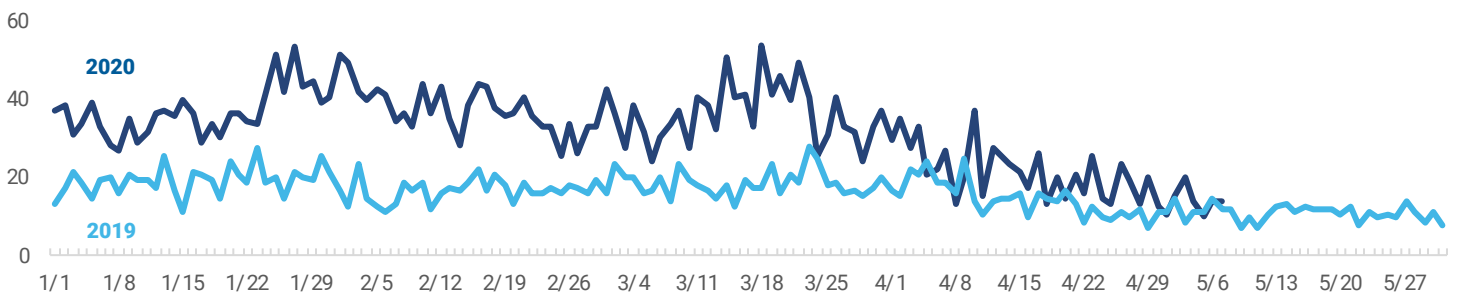
³Cases with at least one underlying chronic condition. Most common underlying conditions include diabetes, hypertension, and lung disease.

Daily COVID-19 deaths

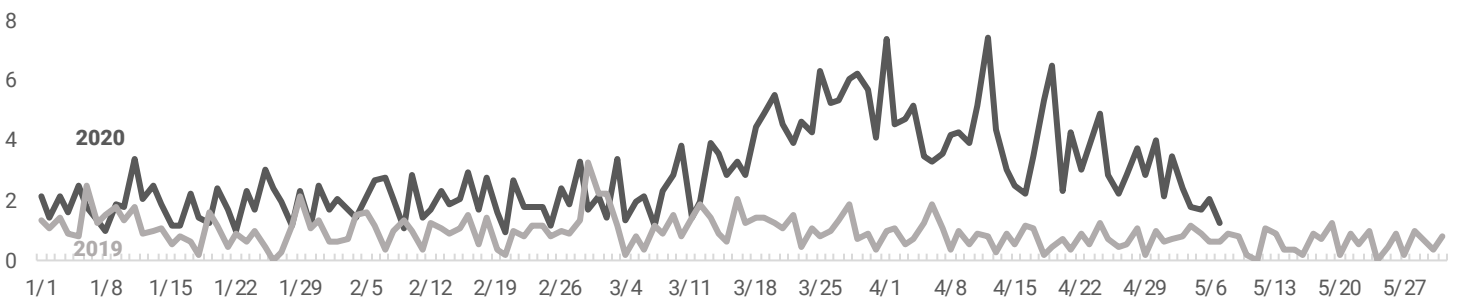


COVID-19 symptoms are similar to those of influenza, so monitoring influenza-like illness (ILI) may also help identify COVID-19. ILI activity in 2020 that is higher than what was experienced in 2019 could indicate the presence of COVID-19 in the community.

Percent of daily emergency department (ED) visits due to influenza-like illness in Chicago among all age groups, 2020 vs. 2019



Percent of daily emergency department (ED) visits due to influenza-like illness in Chicago among persons aged 65+, 2020 vs. 2019



Percent of daily emergency department visits attributed to influenza-like illness for Chicago zip codes based on chief complaint submitted to ESSENCE.