

JISC Data Report – February 2021

Prepared by the Chicago Police Department

Data time period: February 1 - February 29 2020 & and February 28 2021

Summary

- In February 2021, 49 young people were processed at JISC, which is 81 percent fewer than the 262 during the same period in 2020.
 - 13 (26%) youth were informally station adjusted
 - 7 youth (14%) were referred to City-Funded Case Management
 - 3 youth (6%) were Released to an Adult
 - 2 youth (4%) were referred to City-Funded Case Management and CTTV workshop
 - 1 youth (2%) was referred to CTTV workshop only
 - 36 (73%) youth were referred to court
 - 15 youth (31%) were detained
 - 4 youth (8%) were referred to Home Confinement
 - 17 youth (35%) were “other referred to court”, meaning those not involving detention / Suara Center / home confinement, but cases that will be prosecuted and not diverted.
- Drug abuse violations (15) and Motor vehicle theft (8) were the most frequent JISC-processed arrest charges in February 2021. However, arrests for Drug abuse violations are down 57% compared to the time period in 2020 and arrests for motor vehicle theft are down 62%. A breakdown of dispositions by charge is below:

Charge	Total Number	Informal Station Adjustments	Referred to Court
ROBBERY (INDEX)	5	0	5
AGGRAVATED ASSAULT (INDEX)	2	1	1
AGGRAVATED BATTERY (INDEX)	0	0	0
BURGLARY (INDEX)	0	0	0
LARCENY - THEFT (INDEX)	1	0	1
MOTOR VEHICLE THEFT (INDEX)	8	3	5
SIMPLE ASSAULT	0	0	0
SIMPLE BATTERY	4	2	2
VANDALISM	0	0	0
WEAPONS	0	0	0
DRUG ABUSE VIOLATIONS	15	1	14
DISORDERLY CONDUCT	1	1	0
MISCELLANEOUS NON-INDEX OFFENSES	3	1	2
MISCELLANEOUS MUNICIPAL CODE VIOLATIONS	6	4	2
TRAFFIC VIOLATIONS	0	0	0
WARRANT ARRESTS	4	0	4
TOTAL	49	13	36

- In February 2021 there were significant decreases in the proportion of youth released to adults (3 or 6% of all cases in 2021 and 55 or 21% of all cases in 2020) and youth referred to City Funded Case management (7 or 14% of cases in 2021 compared to 58 or 22% of all cases in 2020).
- In February 2021, the 11th District (21 youth) and 01 District (8 youth) were the most common arrest locations for youth processed at JISC as compared to the 10th District (55 youth) and 11th District (51 youth) in February 2020. January 2021 and 2020 saw similar trends of most youth having few prior arrests (29% or 18 youth had no prior arrest in 2021 and 38% or 84 youth in 2020).
- In February 2021, the Humboldt Park (12 youth), West Garfield Park (8 youth), and Loop (6 youth) community areas were the most common arrest location for youth processed at JISC.
- February 2021 and 2020 saw similar trends of most youth having few prior arrests (29% or 14 youth had no prior arrest in 2021 and 38% or 100 youth in 2020). For the year following their JISC-processed arrest 167 youth (64%) were not re-arrested in the following year.

JISC Data Report – February 2021

Prepared by the Chicago Police Department

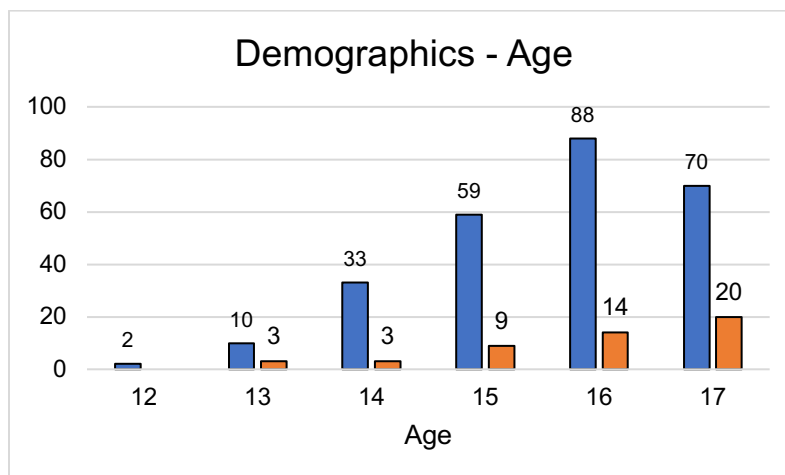
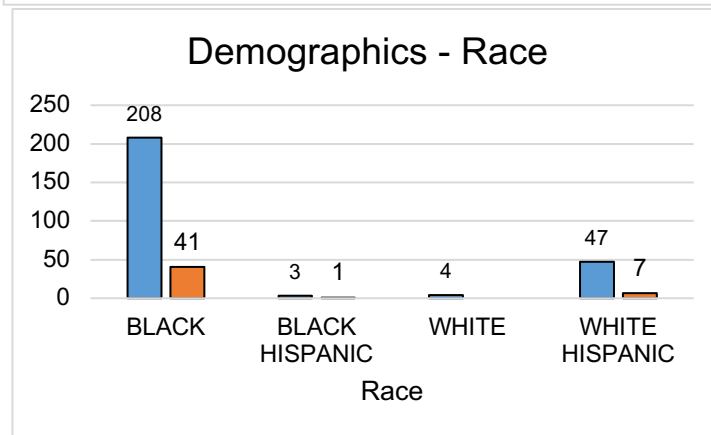
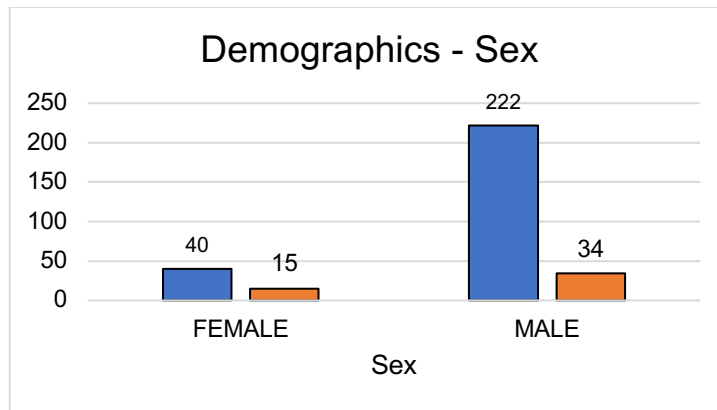
Data time period: February 1 - February 29 2020 & and February 28 2021

- The most common arrival hours in February 2021 were 12 - 6 p.m. Additionally, JISC arrivals were most common Tuesdays, Wednesdays, Saturdays, and Sundays and saw a slight decrease on Mondays, Thursdays, and Fridays
- Across the city for all JISC districts during both the 2020 and 2021 periods, most youth were in transit (between arrest and arrival at JISC) for less than 90 minutes, with 30-69 minutes being the most common

1. Demographic Characteristics

In this period during 2021, the majority of those who have interacted with JISC are Black, male, or 15-17 years old.

■ 2020 ■ 2021



JISC Data Report – February 2021

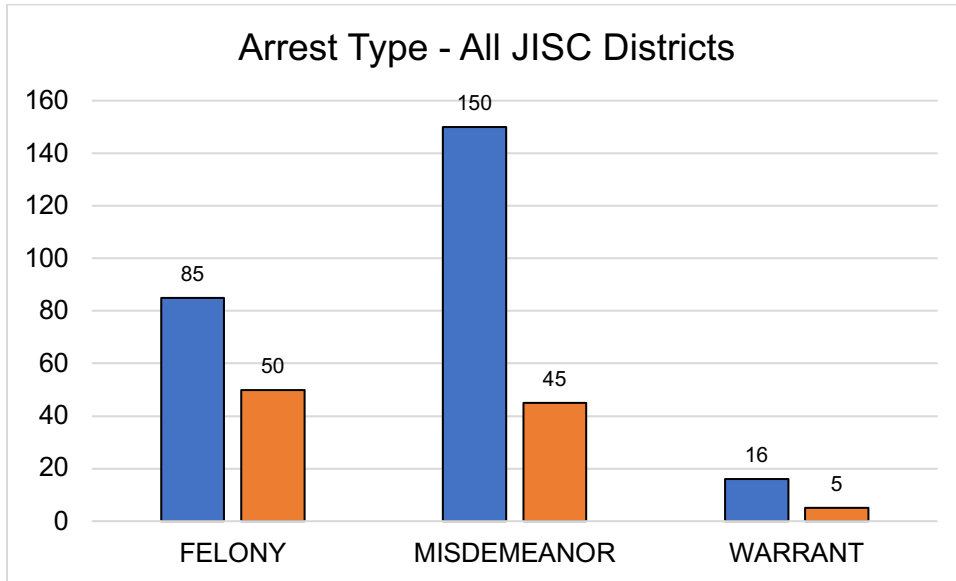
Prepared by the Chicago Police Department

Data time period: February 1 - February 29 2020 & and February 28 2021

2. Arrest Breakdown

Drug abuse violations (15) and Motor vehicle theft (8) were the most frequent JISC-processed arrest charges in February 2021. However, arrests for Drug abuse violations are down 57% compared to the time period in 2020 and arrests for motor vehicle theft are down 62%.

■ 2020 ■ 2021



FBI CODE DESCRIPTION	2020	2021	%
ROBBERY (INDEX)	14	5	-64%
AGGRAVATED ASSAULT (INDEX)	2	2	0%
AGGRAVATED BATTERY (INDEX)	9	0	-100%
BURGLARY (INDEX)	1	0	-100%
LARCENY - THEFT (INDEX)	18	1	-94%
MOTOR VEHICLE THEFT (INDEX)	21	8	-62%
SIMPLE ASSAULT	10	0	-100%
SIMPLE BATTERY	32	4	-88%
VANDALISM	5	0	-100%
WEAPONS	4	0	-100%
DRUG ABUSE VIOLATIONS	35	15	-57%
DISORDERLY CONDUCT	32	1	-97%
MISCELLANEOUS NON-INDEX OFFENSES	43	3	-93%
MISCELLANEOUS MUNICIPAL CODE VIOLATIONS	10	6	-40%
TRAFFIC VIOLATIONS	11	0	-100%
WARRANT ARRESTS	15	4	-73%
TOTAL	262	49	-81%

JISC Data Report – February 2021

Prepared by the Chicago Police Department

Data time period: February 1 - February 29 2020 & and February 28 2021

3. Disposition Data

Of the most common disposition outcomes in February 2021, the most prominent station adjustment outcomes were City Funded Case Management (7 youth or 14% of cases) and Released to an Adult (3 youth or 6% of cases). For those who did not receive a station adjustment, 15 youth (30% of cases) were detained and 4 youth (8% of cases) were referred to Home Confinement. 16 fewer youth were detained in February 2021 (15) compared to 31 in February 2020. Meanwhile, compared to February 2020, in February 2021 there were significant decreases in the proportion of youth released to adults (3 or 6% of all cases in 2021 and 55 or 21% of all cases in 2020) and youth referred to City Funded Case management (7 or 14% of cases in 2021 compared to 58 or 22% of all cases in 2020).

In February 2021, the 11th District (21 youth) and 01 District (8 youth) were the most common arrest locations for youth processed at JISC as compared to the 10th District (55 youth) and 11th District (51 youth) in February 2020. All districts experienced a decrease in youth processed at JISC as compared to the same time in 2020 and the 15th District (-100% reduction), 08th (-95% reduction) and 10th District (-95% reduction) saw the most significant decrease in location of youth arrests who result in being processed at JISC.

DISTRICT	INFORMAL STATION ADJUSTMENT										REFERRED TO COURT								OTHER ¹		TOTAL		
	CTTV WORKSHOP & CASE MGMT		CTTV WORKSHOP ONLY		REFERRED TO AGENCY		RELEASED TO ADULT		CITY FUNDED CASE MANAGEMENT		HOME CONFINEMENT		SUARA CENTER		DETAINED		OTHER REFERRED TO COURT ²						
	2020	2021	2020	2021	2020	2021	2020	2021	2020	2021	2020	2021	2020	2021	2020	2021	2020	2021	2020	2021	2020	2021	%
01	0	1	0	0	0	0	3	0	7	1	1	0	0	0	1	5	6	1	0	0	18	8	-56%
02	0	0	0	1	0	0	8	0	2	0	1	0	1	0	1	0	5	1	0	0	18	2	-89%
03	2	0	0	0	0	0	8	1	12	0	2	1	1	0	5	2	9	1	0	0	39	5	-87%
07	0	1	0	0	0	0	6	0	2	0	2	0	0	0	1	1	6	1	0	0	17	3	-82%
08	0	0	0	0	0	0	6	1	11	0	0	0	0	0	2	0	2	0	0	0	21	1	-95%
09	0	0	1	0	0	0	4	0	3	2	4	0	0	0	0	1	5	1	0	0	17	4	-76%
10	0	0	2	0	0	0	17	0	16	0	5	0	1	0	4	1	10	2	0	0	55	3	-95%
11	1	0	0	0	0	0	2	1	3	4	10	3	1	0	10	4	24	9	0	0	51	21	-59%
12	0	0	2	0	0	0	1	0	0	0	1	0	0	0	1	1	1	1	0	0	6	2	-67%
15	3	0	1	0	0	0	0	0	2	0	1	0	0	0	6	0	7	0	0	0	20	0	-100%
TOTAL	6	2	6	1	0	0	55	3	58	7	27	4	4	0	31	15	75	17	0	0	262	49	-81%

¹ The “OTHER” disposition category includes formal adjustments, individuals released without charging, and unspecified dispositions.

² The “Other referred to court” disposition category is defined as those not involving detention / Suara Center / home confinement, but cases that will be prosecuted and not diverted.

JISC Data Report – February 2021

Prepared by the Chicago Police Department

Data time period: February 1 - February 29 2020 & and February 28 2021

In February 2021, the Humboldt Park (12 youth), West Garfield Park (8 youth), and Loop (6 youth) community areas were the most common arrest location for youth processed at JISC. While during the same period in 2020, South Lawndale (31 youth) and Southshore (23 youth) were most common.

COMMUNITY AREA	INFORMAL STATION ADJUSTMENT										REFERRED TO COURT								OTHER ³		TOTAL			
	CTTV WORKSHOP & CASE MGMT		CTTV WORKSHOP ONLY		REFERRED TO AGENCY		RELEASED TO ADULT		CITY FUNDED CASE MANAGEMENT		HOME CONFINEMENT		SUARA CENTER		DETAINED		OTHER REFERRED TO COURT							
	2020	2021	2020	2021	2020	2021	2020	2021	2020	2021	2020	2021	2020	2021	2020	2021	2020	2021	2020	2021	2020	2021	%	
ARCHER HEIGHTS	0	0	0	0	0	0	1	0	2	0	0	0	0	0	1	0	0	0	0	0	0	4	0	-100%
ARMOUR SQUARE	0	0	0	0	0	0	0	0	1	0	1	0	0	0	0	0	0	0	0	0	0	2	0	-100%
ASHBURN	0	0	0	0	0	0	1	0	2	0	0	0	0	0	0	0	0	0	0	0	0	3	0	-100%
AUSTIN	3	0	1	0	0	0	0	0	2	0	1	0	0	0	6	0	9	0	0	0	0	22	0	-100%
BRIDGEPORT	0	0	0	0	0	0	0	0	0	0	3	0	0	0	0	0	0	0	0	0	0	3	0	-100%
BRIGHTON PARK	0	0	0	0	0	0	2	0	1	0	0	0	0	0	0	0	0	0	0	0	0	3	0	-100%
CHICAGO LAWN	0	0	0	0	0	0	1	1	1	0	0	0	0	0	1	0	2	0	0	0	0	5	1	-80%
DOUGLAS	0	0	0	0	0	0	2	0	1	0	1	0	0	0	0	0	0	0	0	0	0	4	0	-100%
EAST GARFIELD PARK	1	0	0	0	0	0	1	0	0	1	3	0	0	0	0	0	6	0	0	0	0	11	1	-91%
ENGLEWOOD	0	1	0	0	0	0	3	0	2	0	1	0	0	0	0	1	2	0	0	0	0	8	2	-75%
FULLER PARK	0	0	0	0	0	0	0	0	0	0	0	0	1	0	0	0	0	0	0	0	0	1	0	-100%
GAGE PARK	0	0	0	0	0	0	1	0	3	0	0	0	0	0	0	0	0	0	0	0	0	4	0	-100%
GRAND BOULEVARD	0	0	0	0	0	0	6	0	1	0	0	0	0	0	0	0	5	0	0	0	0	12	0	-100%
GREATER GRAND CROSSING	0	0	0	0	0	0	1	1	2	0	0	1	0	0	2	0	1	1	0	0	0	6	3	-50%
HUMBOLDT PARK	0	0	0	0	0	0	0	0	3	3	6	1	1	0	4	3	7	5	0	0	0	21	12	-43%
KENWOOD	0	0	0	1	0	0	0	0	0	0	0	0	0	0	1	0	0	1	0	0	0	1	2	100%
LOOP	0	0	0	0	0	0	3	0	7	1	1	0	0	0	1	4	5	1	0	0	0	17	6	-65%
LOWER WEST SIDE	0	0	2	0	0	0	2	0	2	0	0	0	0	0	0	0	1	1	0	0	0	7	1	-86%
MCKINLEY PARK	0	0	0	0	0	0	0	0	0	1	0	0	0	0	0	1	3	0	0	0	0	3	2	-33%
NEAR SOUTH SIDE	0	0	0	0	0	0	0	0	0	0	0	0	0	0	0	1	0	0	0	0	0	0	1	--
NEAR WEST SIDE	0	1	0	0	0	0	1	0	0	0	0	0	0	0	1	1	1	0	0	0	0	3	2	-33%
NEW CITY	0	0	1	0	0	0	2	0	1	1	0	0	0	0	0	0	2	1	0	0	0	6	2	-67%
NORTH LAWDALE	0	0	2	0	0	0	3	0	4	0	3	0	1	0	4	1	5	2	0	0	0	22	3	-86%

JISC Data Report – February 2021

Prepared by the Chicago Police Department

Data time period: February 1 - February 29 2020 & and February 28 2021

COMMUNITY AREA	INFORMAL STATION ADJUSTMENT										REFERRED TO COURT								OTHER ³		TOTAL		
	CTTV WORKSHOP & CASE MGMT		CTTV WORKSHOP ONLY		REFERRED TO AGENCY		RELEASED TO ADULT		CITY FUNDED CASE MANAGEMENT		HOME CONFINEMENT		SUARA CENTER		DETAINED		OTHER REFERRED TO COURT		2020	2021	2020	2021	%
	2020	2021	2020	2021	2020	2021	2020	2021	2020	2021	2020	2021	2020	2021	2020	2021	2020	2021	2020	2021	2020	2021	%
SOUTH LAWDALE	0	0	0	0	0	0	12	0	10	0	2	0	0	0	2	0	5	0	0	0	31	0	-100%
SOUTH SHORE	2	0	0	0	0	0	6	0	7	0	1	0	0	0	2	0	5	0	0	0	23	0	-100%
WEST ENGLEWOOD	0	0	0	0	0	0	2	0	0	0	1	0	0	0	1	0	4	1	0	0	8	1	-88%
WEST GARFIELD PARK	0	0	0	0	0	0	1	1	0	0	2	2	0	0	4	1	9	4	0	0	16	8	-50%
WEST LAWN	0	0	0	0	0	0	2	0	3	0	0	0	0	0	0	0	0	0	0	0	5	0	-100%
WOODLAWN	0	0	0	0	0	0	2	0	3	0	1	0	1	0	1	2	3	0	0	0	11	2	-82%
TOTAL	6	2	6	1	0	0	55	3	58	7	27	4	4	0	31	15	75	17	0	0	262	49	-81%

JISC Data Report – February 2021

Prepared by the Chicago Police Department

Data time period: February 1 - February 29 2020 & and February 28 2021

In February 2021, Drug Abuse Violations (15 youth) and Motor Vehicle Theft (8 youth) were the most frequent JISC-processed arrest charges. Of the 15 youth arrested for Drug Abuse Violations, 14 were referred to court with 3 youth referred to home confinement, 3 being detained, and 8 being referred to court only. Only 1 youth arrested for Drug Abuse Violations received a station adjustment and was referred to City Funded Case Management. Of the 8 youth arrested for Motor Vehicle Theft, 3 received station adjustments with 2 being referred to CTTV Workshop and Case Management and 1 being only referred to the CTTV Workshop. Of the 5 youth arrested for Motor Vehicle Theft who did not receive a station adjustment, 4 youth were referred to court and 1 youth was referred to Home Confinement.

DISTRICT	IFORMAL STATION ADJUSTMENT										REFERRED TO COURT								OTHER ³		TOTAL			
	CTTV WORKSHOP & CASE MGMT		CTTV WORKSHOP ONLY		REFERRED TO AGENCY		RELEASED TO ADULT		CITY FUNDED CASE MANAGEMENT		HOME CONFINEMENT		SUARA CENTER		DETAINED		OTHER REFERRED TO COURT							
	2020	2021	2020	2021	2020	2021	2020	2021	2020	2021	2020	2021	2020	2021	2020	2021	2020	2021	2020	2021	2020	2021	%	
ROBBERY (INDEX)	0	0	0	0	0	0	0	0	0	0	0	8	0	0	0	6	5	0	0	0	0	14	5	-64%
AGGRAVATED ASSAULT (INDEX)	0	0	0	0	0	0	0	0	0	1	0	0	0	0	0	1	2	0	0	0	0	2	2	0%
AGGRAVATED BATTERY (INDEX)	0	0	0	0	0	0	0	0	0	0	7	0	0	0	1	0	1	0	0	0	0	9	0	-100%
BURGLARY (INDEX)	0	0	0	0	0	0	0	0	0	0	0	0	0	0	0	0	1	0	0	0	0	1	0	-100%
LARCENY - THEFT (INDEX)	0	0	0	0	0	0	3	0	6	0	0	0	0	0	1	0	8	1	0	0	18	1	-94%	
MOTOR VEHICLE THEFT (INDEX)	6	2	6	1	0	0	0	0	0	0	0	1	1	0	1	0	7	4	0	0	21	8	-62%	
SIMPLE ASSAULT	0	0	0	0	0	0	2	0	6	0	0	0	0	0	1	0	1	0	0	0	10	0	-100%	
SIMPLE BATTERY	0	0	0	0	0	0	6	0	12	2	2	0	1	0	2	1	9	1	0	0	32	4	-88%	
VANDALISM	0	0	0	0	0	0	3	0	1	0	0	0	0	0	0	0	1	0	0	0	5	0	-100%	
WEAPONS	0	0	0	0	0	0	3	0	1	0	0	0	0	0	0	0	0	0	0	0	4	0	-100%	
DRUG ABUSE VIOLATIONS	0	0	0	0	0	0	0	0	2	1	9	3	0	0	5	3	19	8	0	0	35	15	-57%	
DISORDERLY CONDUCT	0	0	0	0	0	0	17	1	9	0	0	0	0	0	0	0	6	0	0	0	32	1	-97%	
MISCELLANEOUS NON-INDEX OFFENSES	0	0	0	0	0	0	8	1	17	0	1	0	0	0	1	0	16	2	0	0	43	3	-93%	
MISCELLANEOUS MUNICIPAL CODE VIOLATIONS	0	0	0	0	0	0	4	1	2	3	0	0	0	0	0	1	4	1	0	0	10	6	-40%	
TRAFFIC VIOLATIONS	0	0	0	0	0	0	9	0	2	0	0	0	0	0	0	0	0	0	0	0	11	0	-100%	
WARRANT ARRESTS	0	0	0	0	0	0	0	0	0	0	0	0	2	0	13	4	0	0	0	0	15	4	-0.73	
TOTAL	6	2	6	1	0	0	55	3	58	7	27	4	4	0	31	15	75	17	0	0	262	49	-81%	

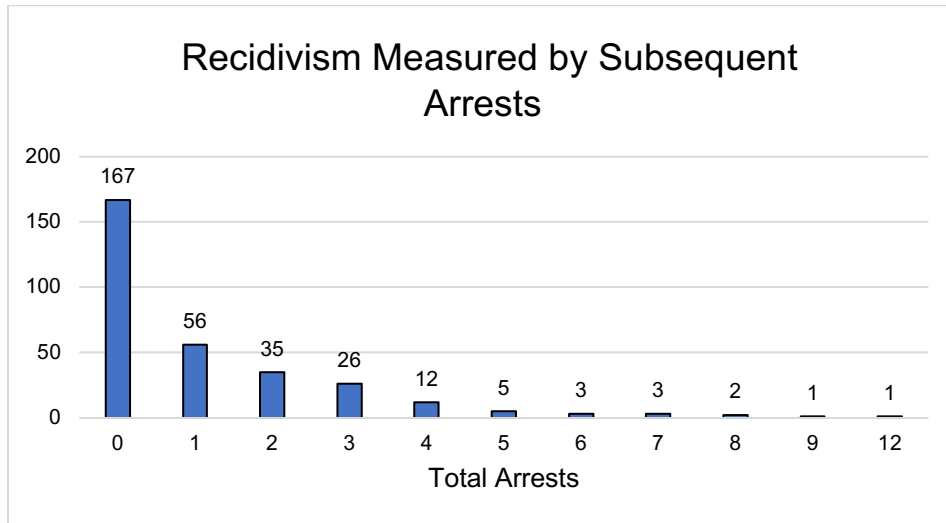
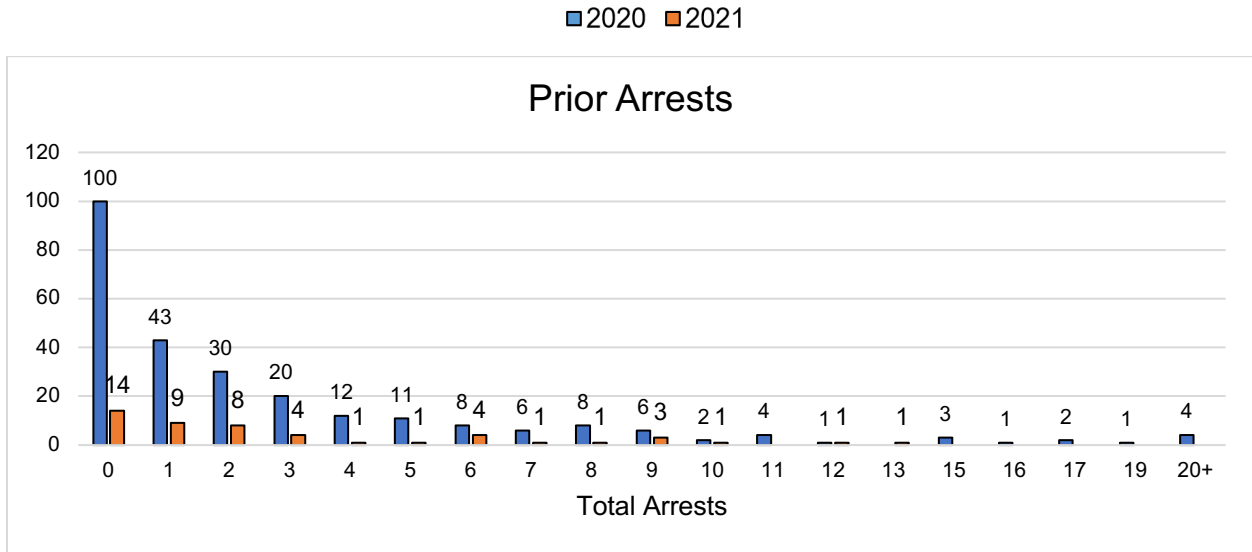
JISC Data Report – February 2021

Prepared by the Chicago Police Department

Data time period: February 1 - February 29 2020 & and February 28 2021

4. Re-arrest Rates³

February 2021 and 2020 saw similar trends of most youth having few prior arrests (29% or 14 youth had no prior arrest in 2021 and 38% or 100 youth in 2020). For the year following their JISC-processed arrest 167 youth (64%) were not re-arrested in the following year.



³ Prior arrest counts are based on an individual's total number of arrests at the time they are processed at the JISC. Next year recidivism rate counts are based on the number of times an individual processed at the JISC from February 1 – February 28 was arrested from any point after the date of the initial arrest during the 12 month period to February 28, 2021.

JISC Data Report – February 2021

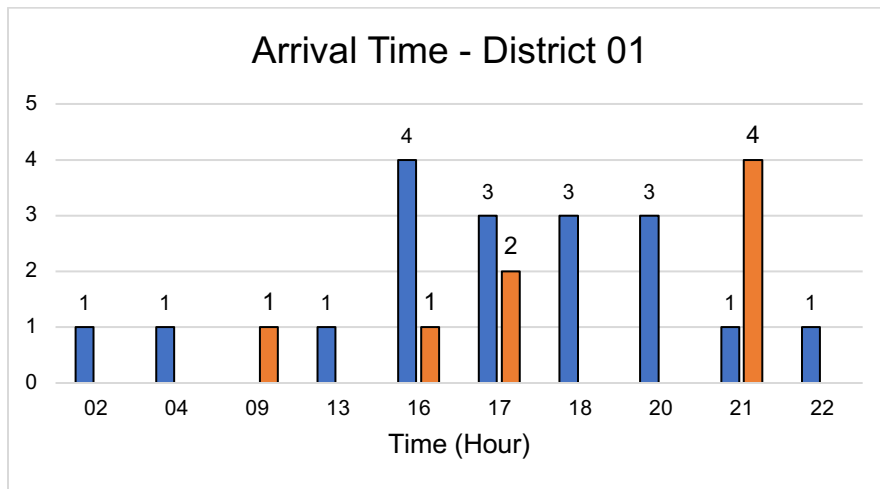
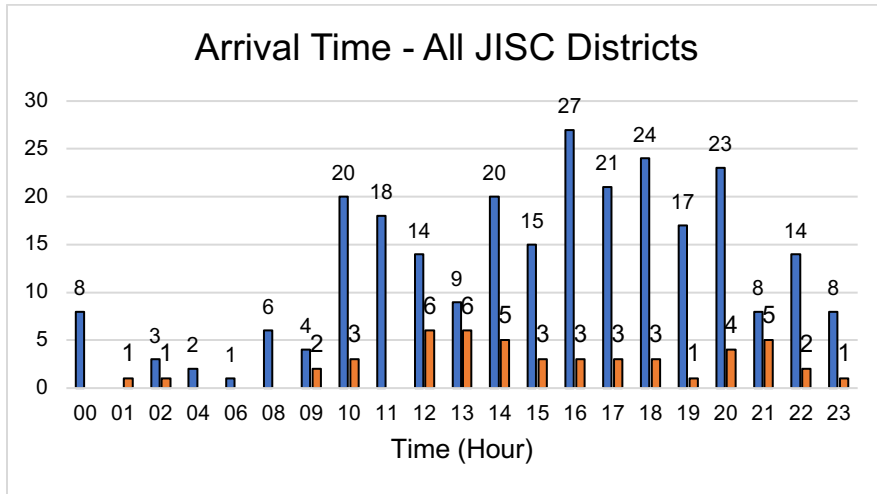
Prepared by the Chicago Police Department

Data time period: February 1 - February 29 2020 & and February 28 2021

5. JISC Arrival Date and Time⁴ By District

The most common arrival hours in February 2021 were 12 - 6 p.m. Additionally, JISC arrivals were most common Tuesdays, Wednesdays, Saturdays, and Sundays and saw a slight decrease on Mondays, Thursdays, and Fridays

■ 2020 ■ 2021

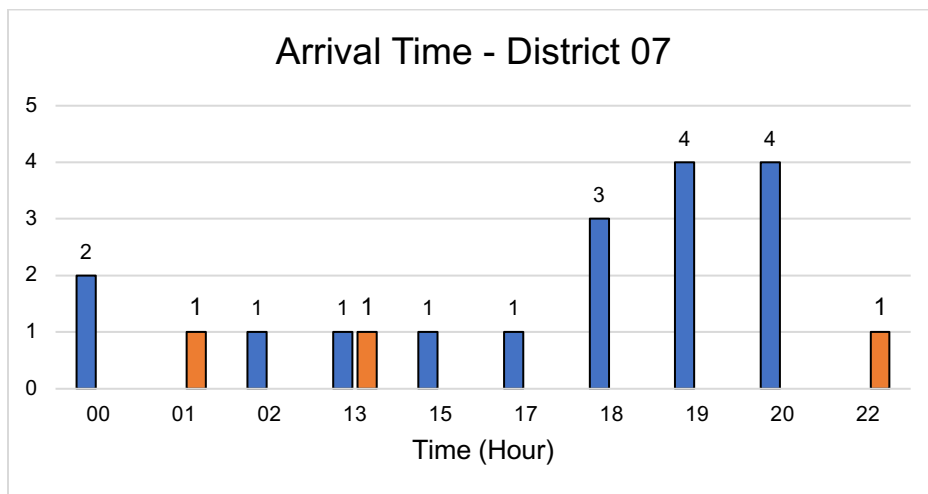
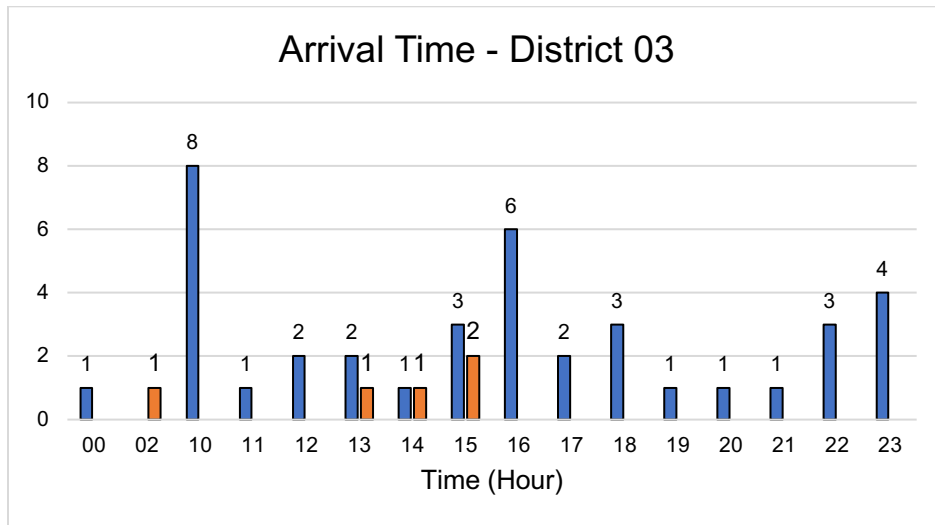
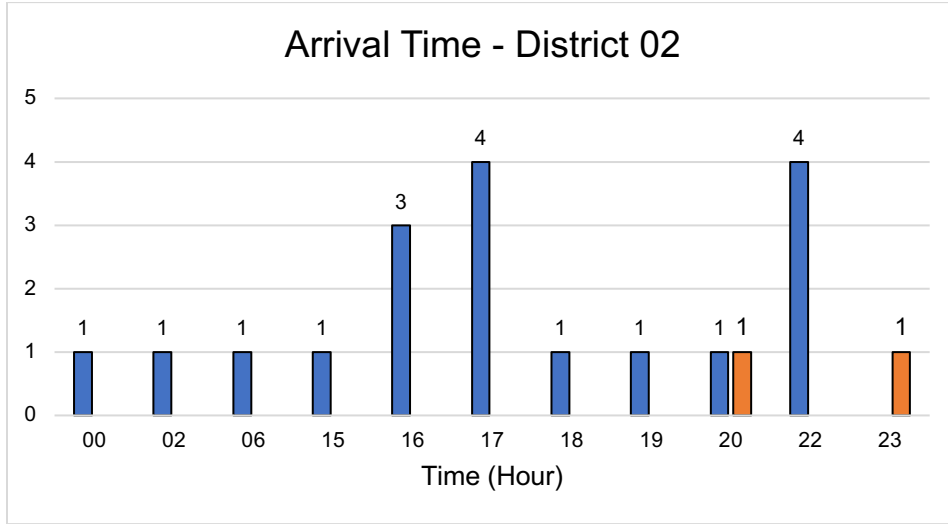


⁴ Arrival time is the date and time arrestee first arrives at JISC.

JISC Data Report – February 2021

Prepared by the Chicago Police Department

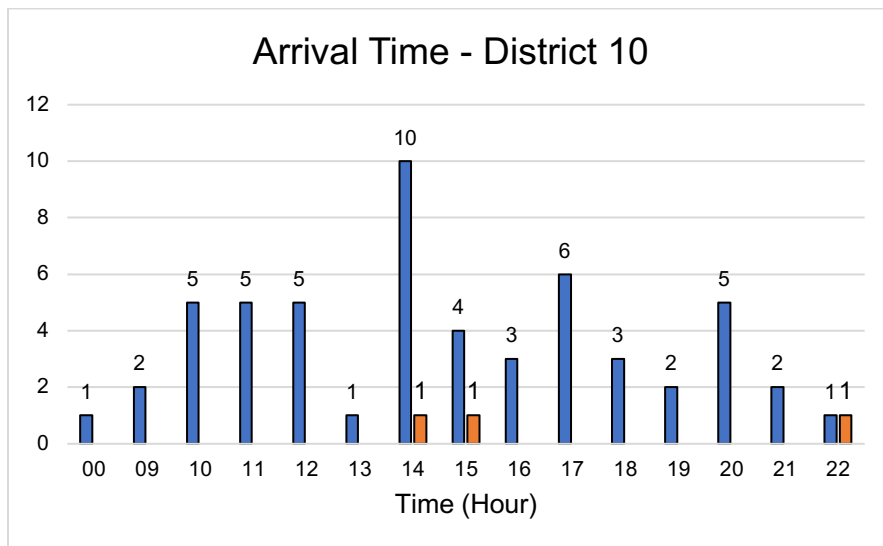
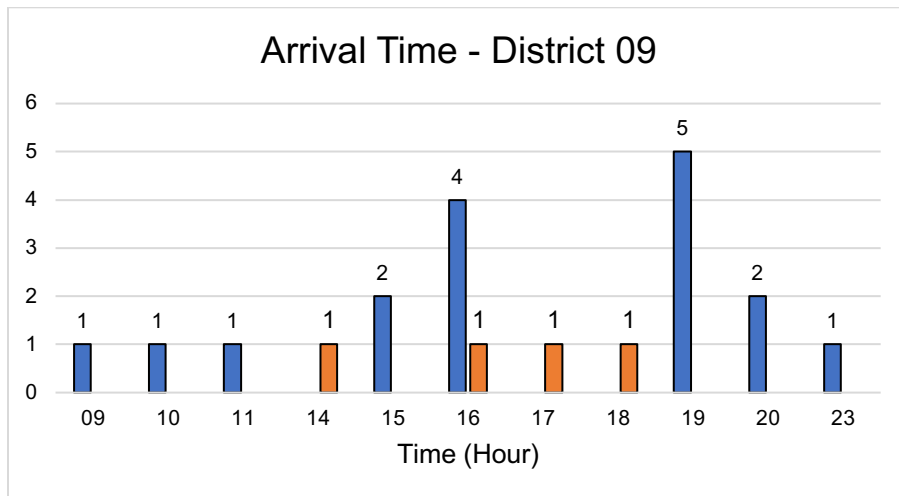
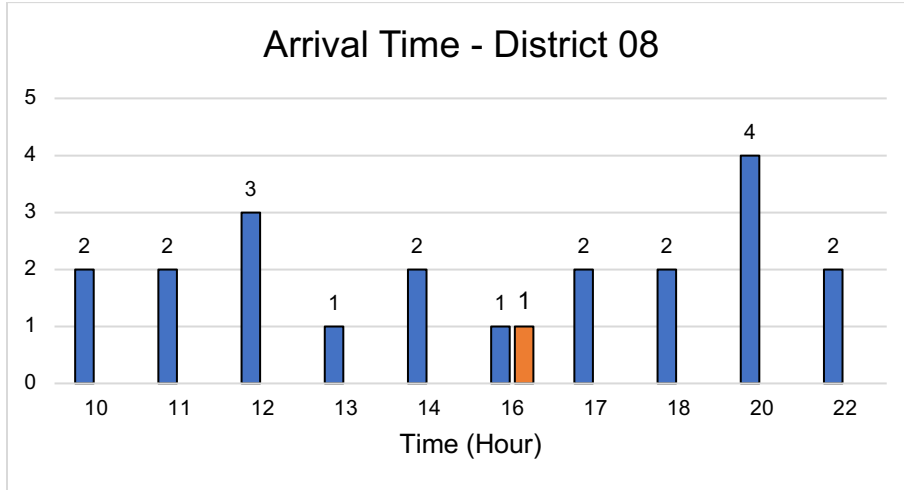
Data time period: February 1 - February 29 2020 & and February 28 2021



JISC Data Report – February 2021

Prepared by the Chicago Police Department

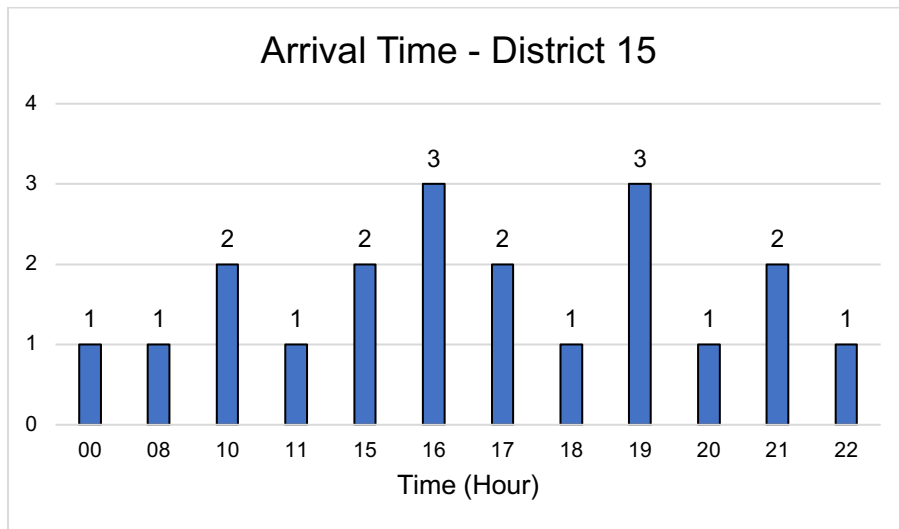
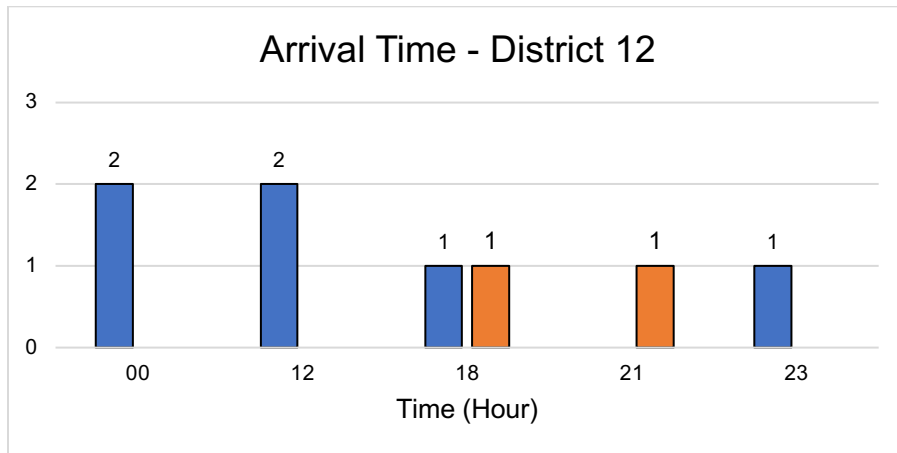
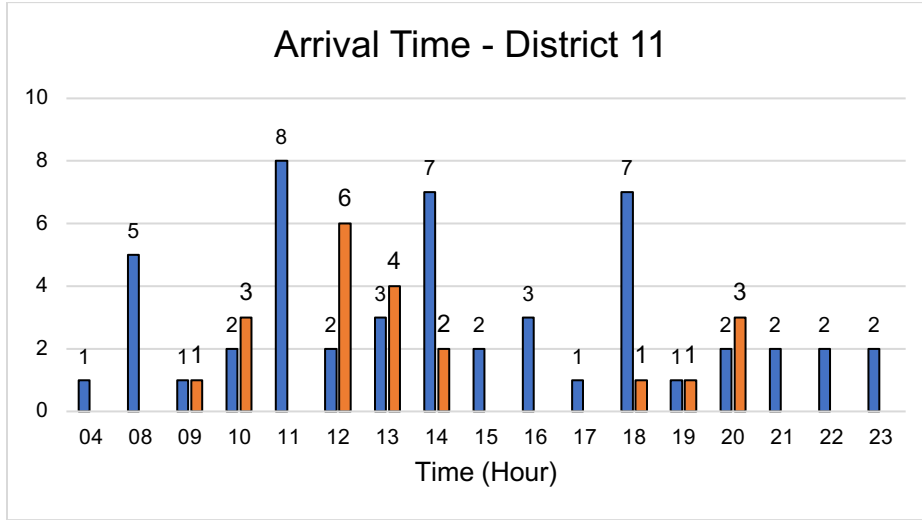
Data time period: February 1 - February 29 2020 & and February 28 2021



JISC Data Report – February 2021

Prepared by the Chicago Police Department

Data time period: February 1 - February 29 2020 & and February 28 2021

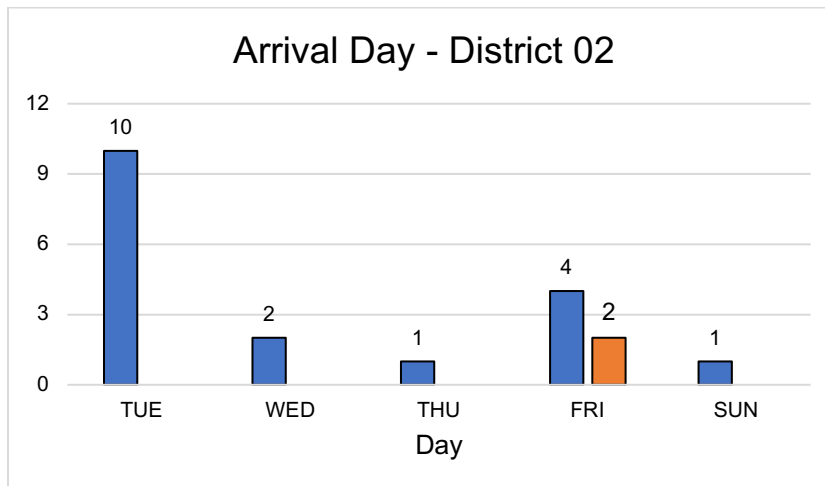
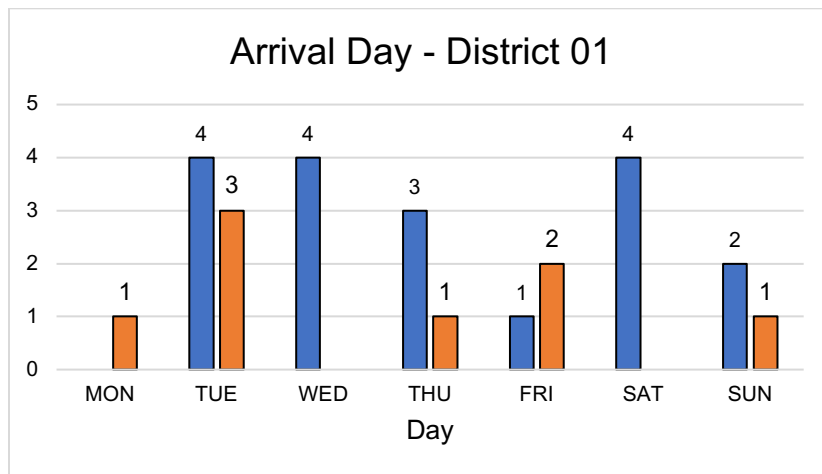
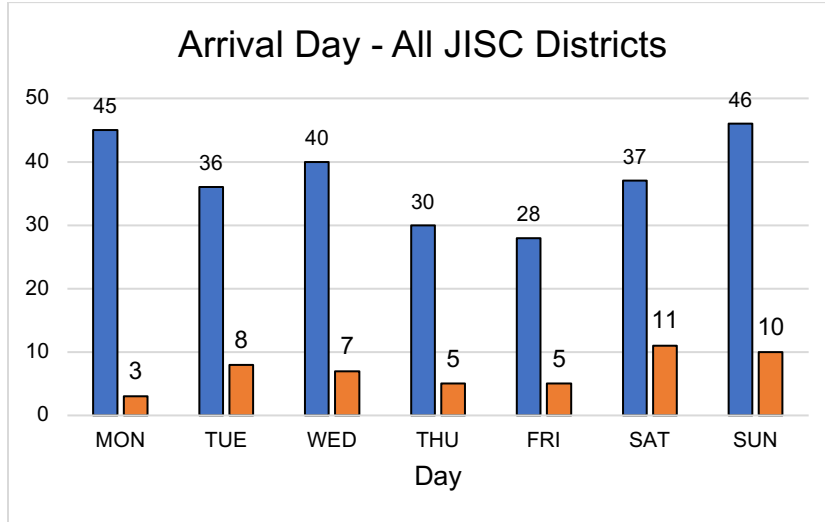


■ 2020 ■ 2021

JISC Data Report – February 2021

Prepared by the Chicago Police Department

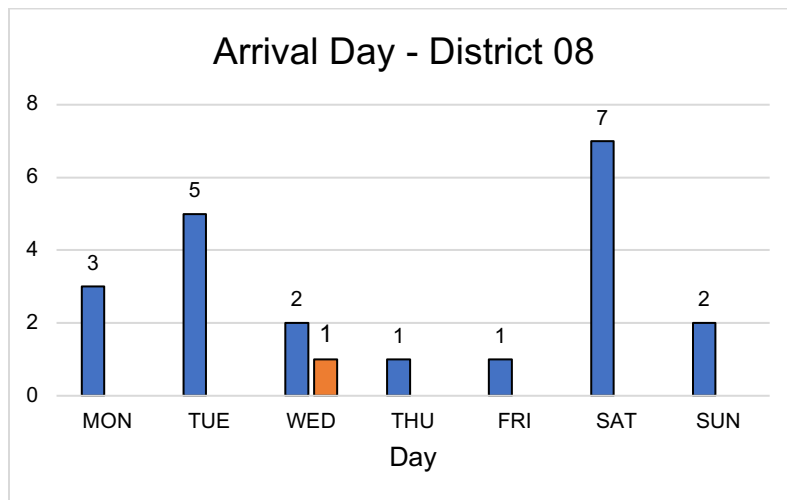
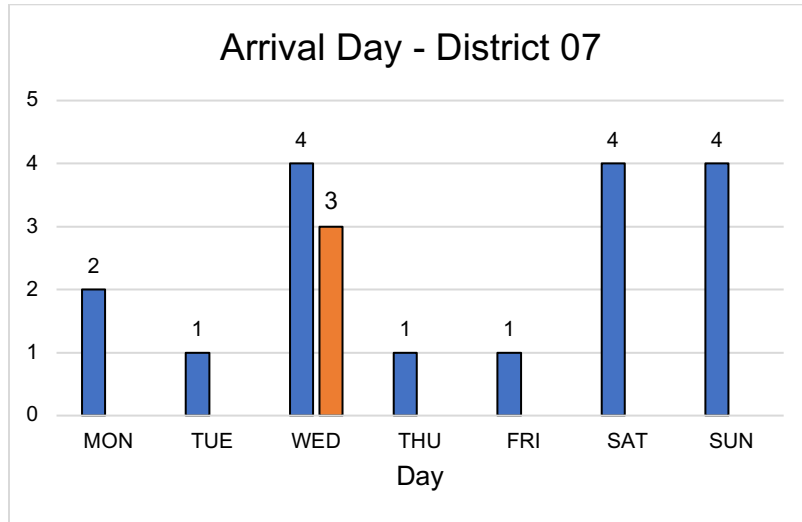
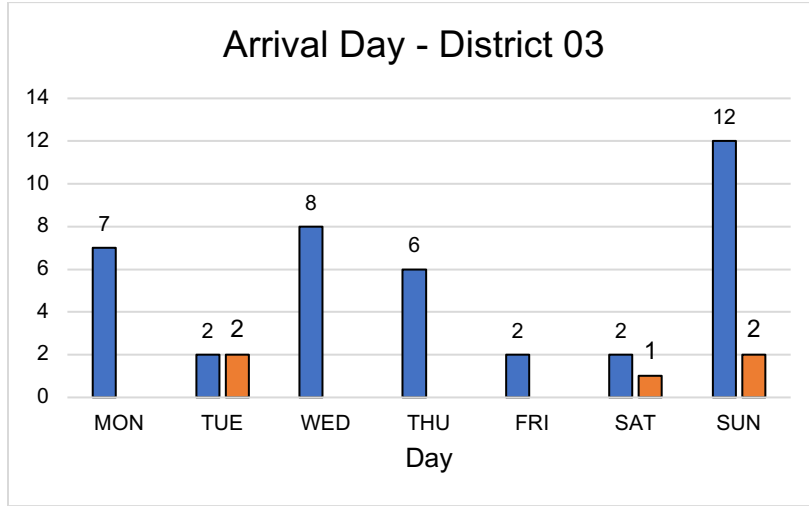
Data time period: February 1 - February 29 2020 & and February 28 2021



JISC Data Report – February 2021

Prepared by the Chicago Police Department

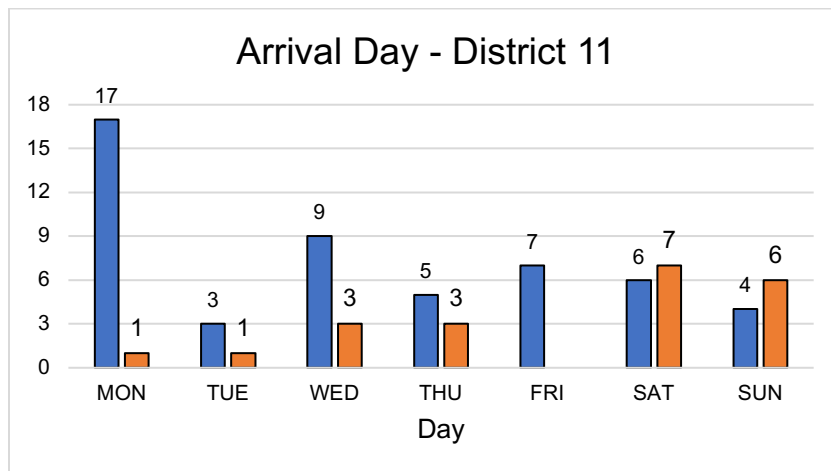
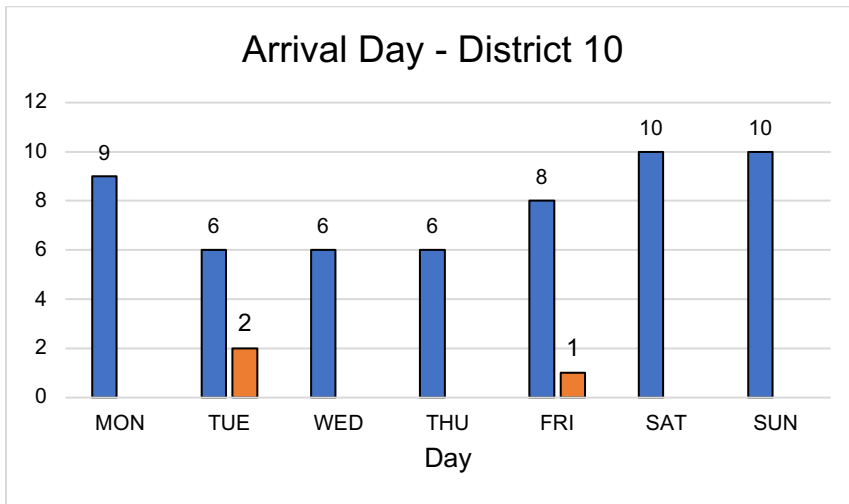
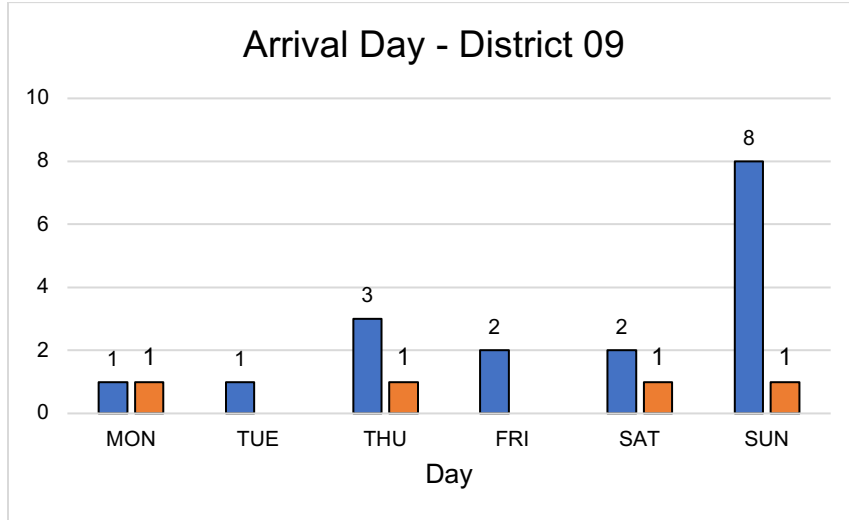
Data time period: February 1 - February 29 2020 & and February 28 2021



JISC Data Report – February 2021

Prepared by the Chicago Police Department

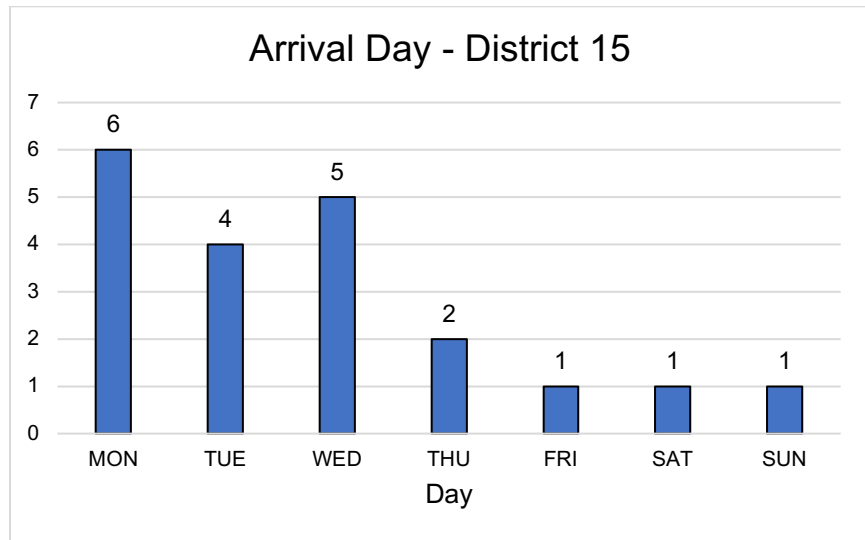
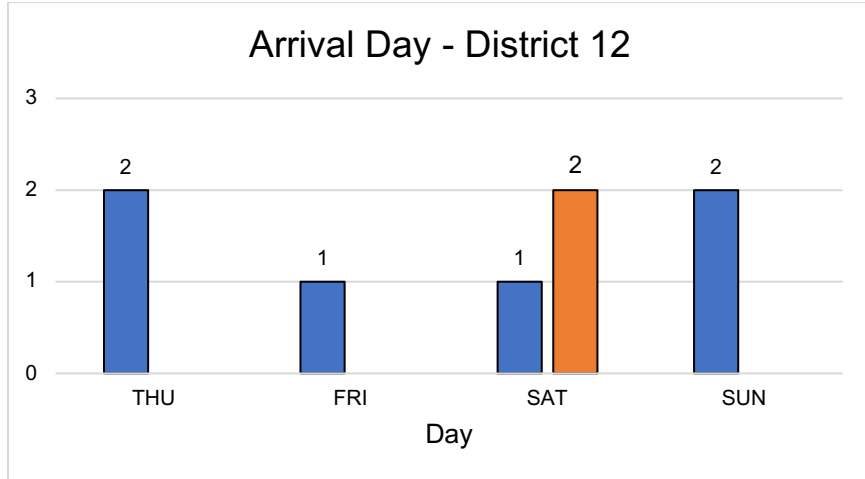
Data time period: February 1 - February 29 2020 & and February 28 2021



JISC Data Report – February 2021

Prepared by the Chicago Police Department

Data time period: February 1 - February 29 2020 & and February 28 2021



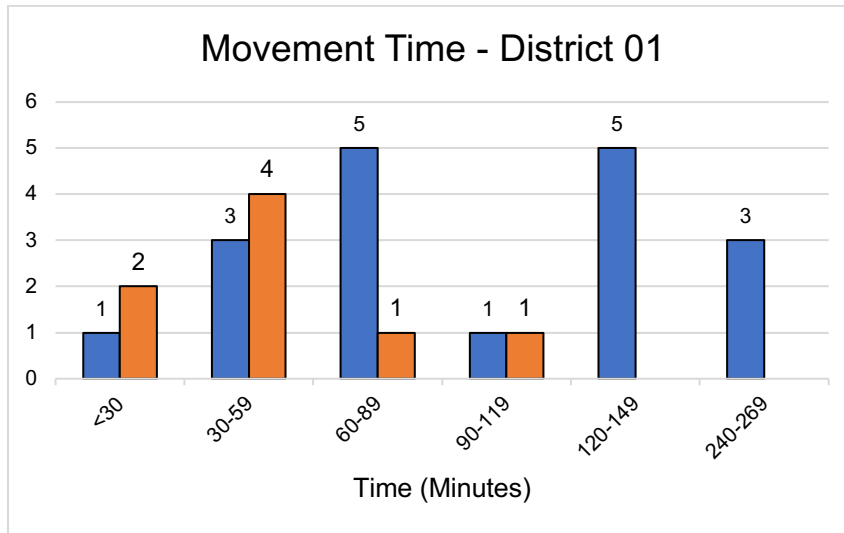
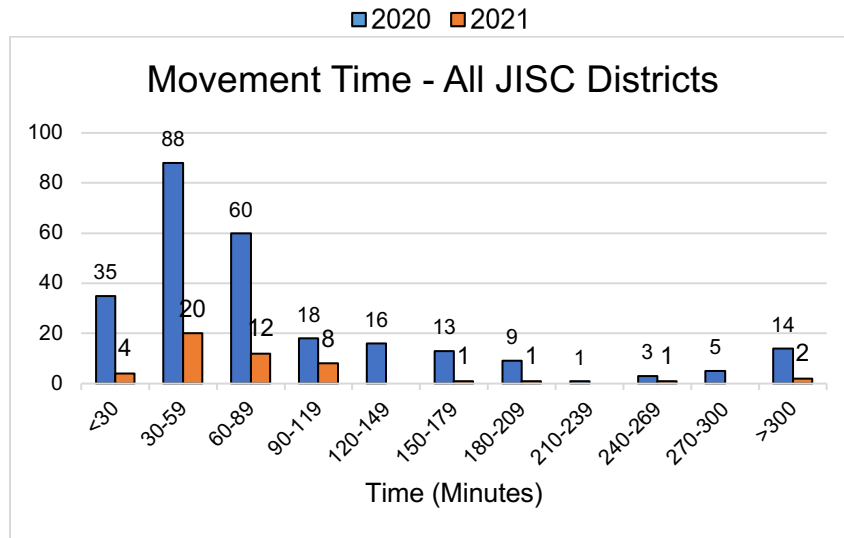
JISC Data Report – February 2021

Prepared by the Chicago Police Department

Data time period: February 1 - February 29 2020 & and February 28 2021

6. Movement Time^{5,6} By District

While a youth’s movement time before arriving at JISC is the responsibility of CPD patrol officers in each district, this analysis provides context for potential broader changes with youth interactions across CPD. Across the city for all JISC districts during both the 2020 and 2021 periods, most youth were in transit (between arrest and arrival at JISC) for less than 90 minutes, with 30-69 minutes being the most common. In February 2021, District 03 (2 youth), had the most youth who were transported for the longest time whose movement was more than 300 minutes (5 hours).



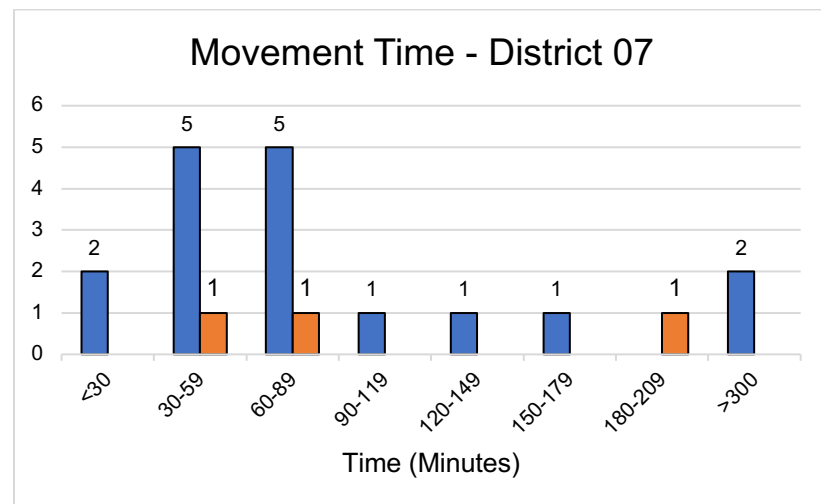
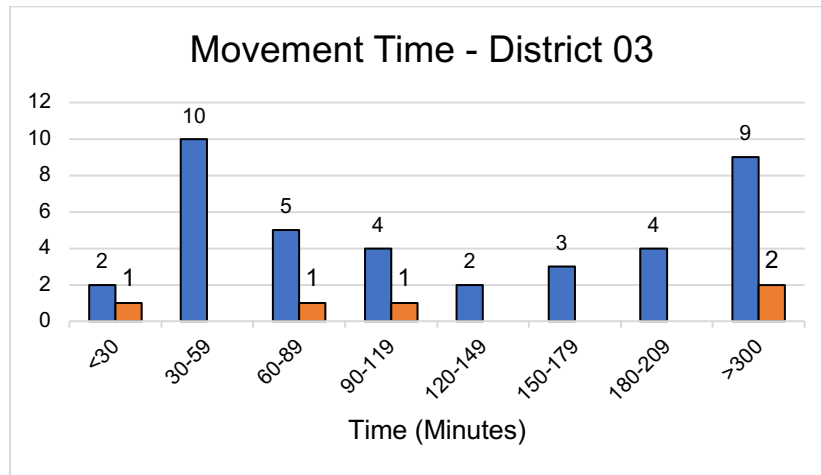
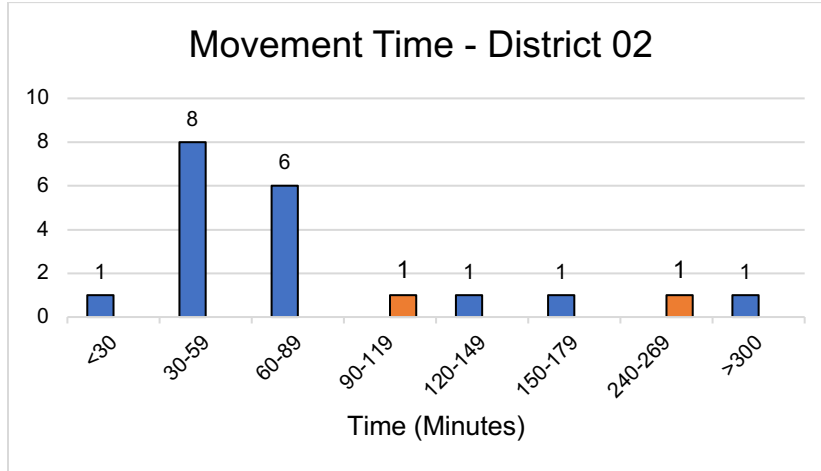
⁵ Movement time is based on the difference between arrest time and arrival time at JISC, given in minutes.

⁶ A small number of arrests have one or more incorrect time entered. Some movement time outliers (times greater than 300 minutes) are the result of these data inaccuracies.

JISC Data Report – February 2021

Prepared by the Chicago Police Department

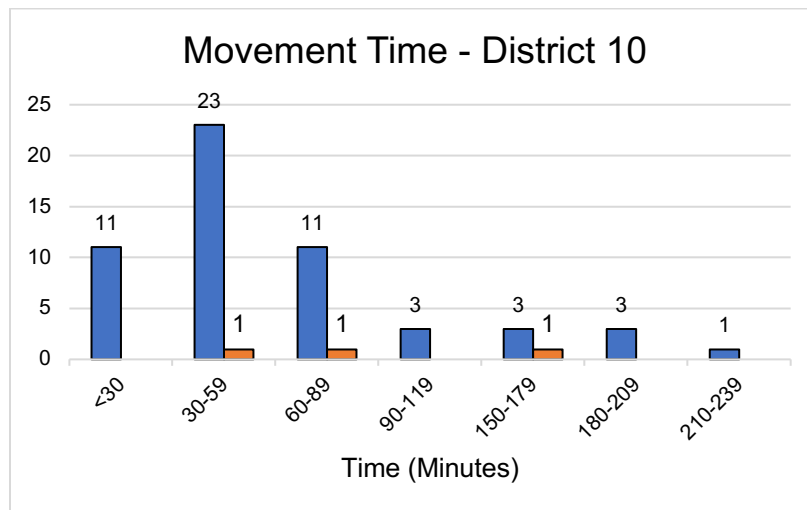
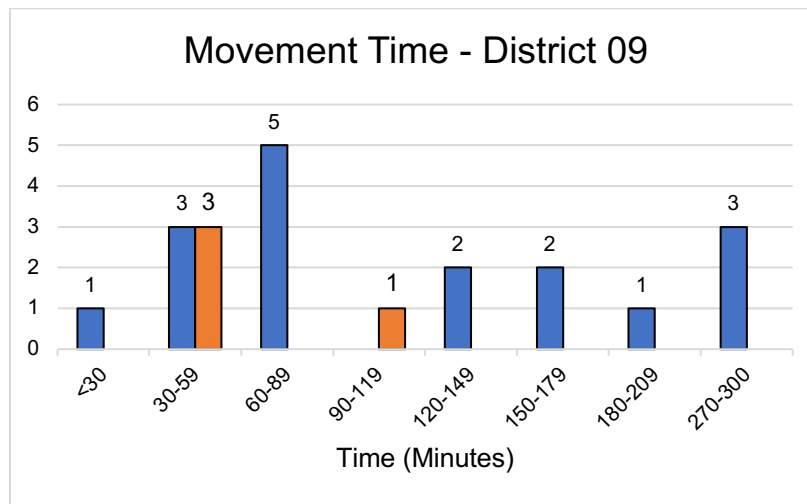
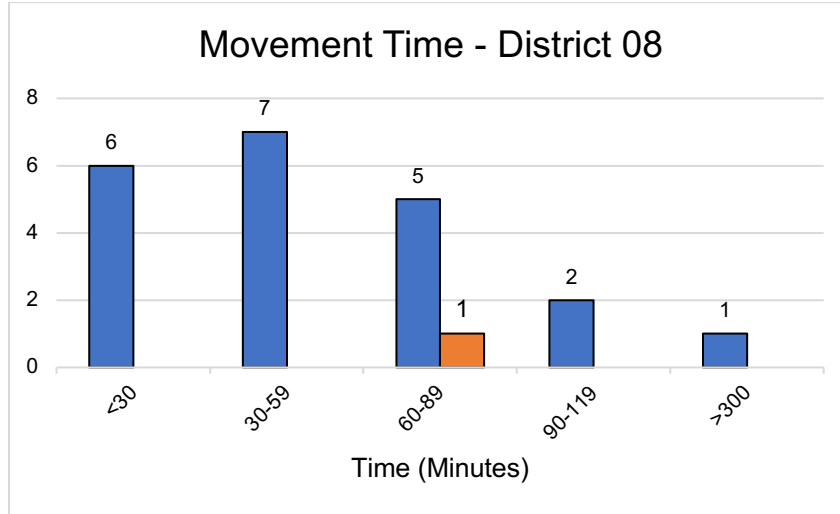
Data time period: February 1 - February 29 2020 & and February 28 2021



JISC Data Report – February 2021

Prepared by the Chicago Police Department

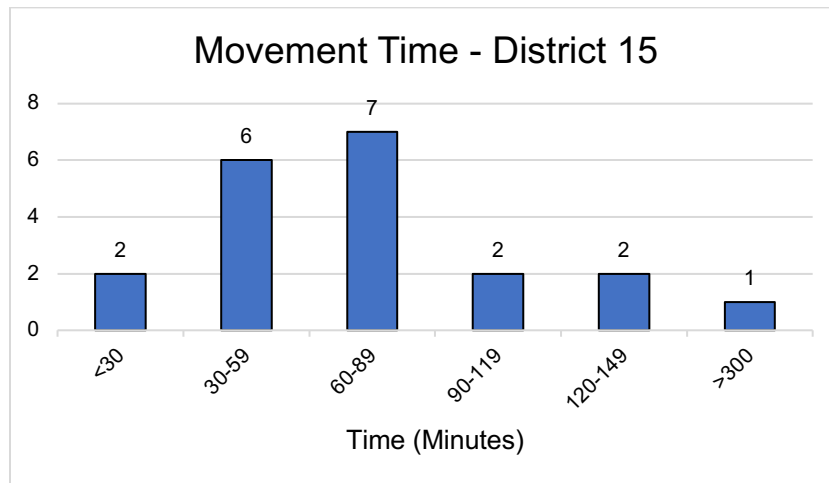
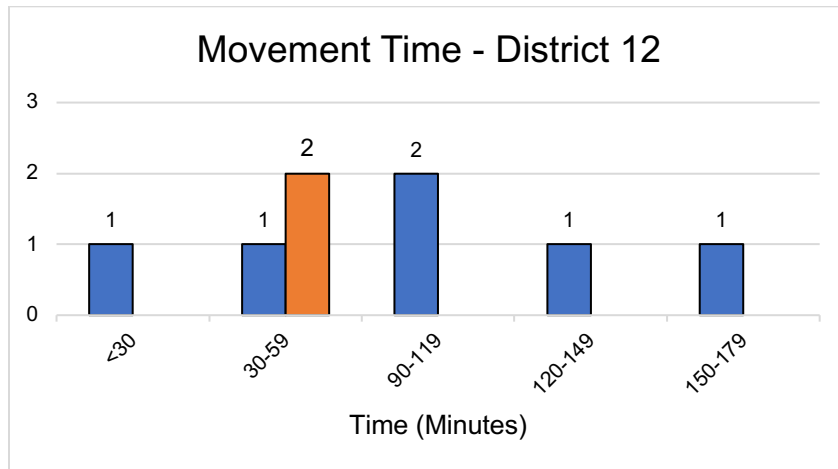
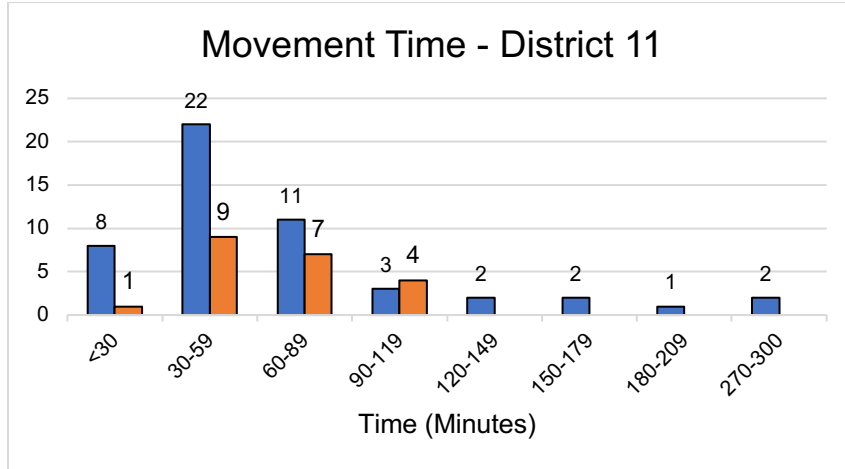
Data time period: February 1 - February 29 2020 & and February 28 2021



JISC Data Report – February 2021

Prepared by the Chicago Police Department

Data time period: February 1 - February 29 2020 & and February 28 2021



JISC Data Report – February 2021

Prepared by the Chicago Police Department

Data time period: February 1 - February 29 2020 & and February 28 2021

7. JISC Alternate Disposition Data Analysis Point

There was one arrest indicating that an Alternate Disposition higher than the calculated Disposition was used. The remaining arrests had no value ("Null") indicating negative.

