

JISC Data Report – 2021

Prepared by the Chicago Police Department

Data time period: January 1 - January 31 2020 & 2021

Summary

- In January 2021, 62 young people were processed at JISC, which is 72 percent fewer than the 224 during the same period in 2020.
 - In January 2021, eight youth were referred to city funded case management, four to CTTV and case management, and one was released to an adult.
 - In January 2021, 73% of youth arrests processed at JISC were referred to court (45 cases) and 27% were informally station adjusted (17 cases).
- Motor vehicle theft (22) and Drug abuse violations (12) were the most frequent JISC-processed arrest charges in January 2021.
- Nine fewer young people were detained this month (21) as compared to 32 in January 2020 and four fewer than December 2020 (25). Meanwhile, compared to January 2020 there were significant decreases in the proportion of youth released to adults (2% of all instances or 1 case in 2021 and 16% of all instances or 36 in 2020) and youth referred to city funded case management (13% of instances or 8 cases in 2021 and 26% of instances or 58 cases in 2020).
- In January 2021, the Austin (10 youth), Near South Side (7 youth) and the Greater Grand Crossing (6 youth) community areas were the most common arrest location for youth processed at JISC. While during the same period in 2020, Kenwood (31 youth) and the Austin (20 youth) were most common.
- January 2021 and 2020 saw similar trends of most youth having few prior arrests (29% or 18 youth had no prior arrest in 2021 and 38% or 84 youth in 2020). For the year following their JISC-processed arrest 151 youth (56%) were not re-arrested in the following year.
- The most common arrival hours in January 2021 were 12-2pm and 7-11pm. Additionally, JISC arrivals were most common Mondays, Thursdays, and Fridays and saw a slight decrease on Saturdays and Sundays.
- Across the city for all JISC districts during both the 2020 and 2021 periods, most youth were in transit (between arrest and arrival at JISC) for less than 90 minutes, with 60-89 minutes being the most common. In January 2021, Districts 09 (1 youth), 10 (2 youth), and 12 (1 youth) have the most youth who were transported for the longest time whose movement was more than 270 minutes (4.5 hours).

JISC Data Report – 2021

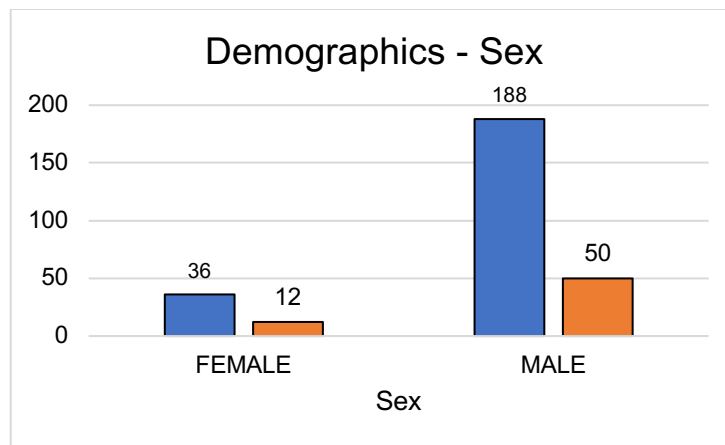
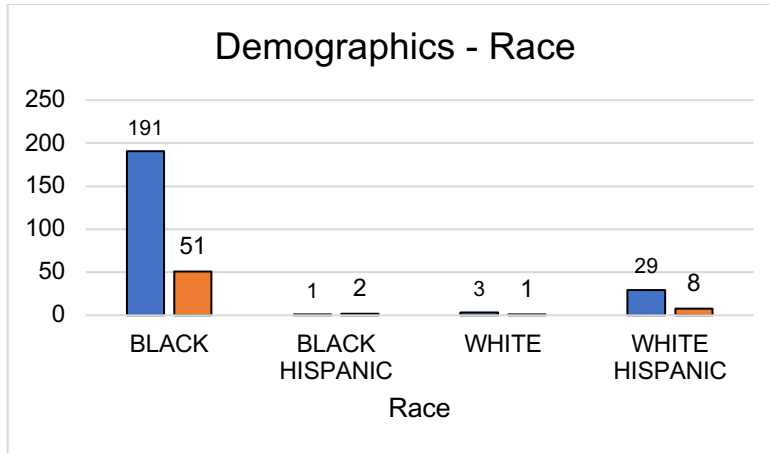
Prepared by the Chicago Police Department

Data time period: January 1 - January 31 2020 & 2021

1. Demographic Characteristics

In this period during 2021, the majority of those who have interacted with JISC are Black, male, or 15-17 years old.

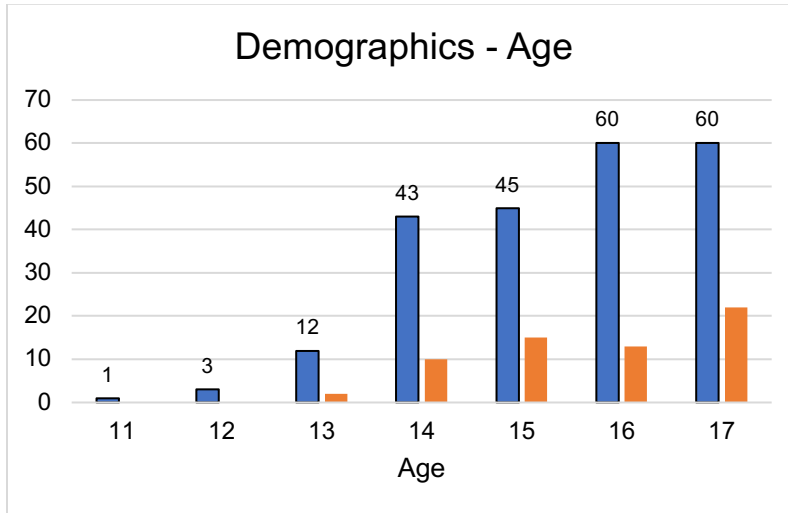
■ 2020 ■ 2021



JISC Data Report – 2021

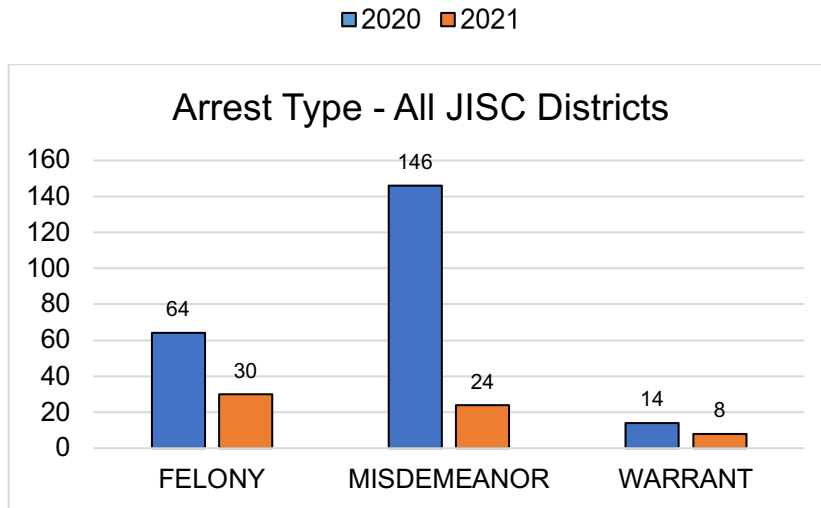
Prepared by the Chicago Police Department

Data time period: January 1 - January 31 2020 & 2021



2. Arrest Breakdown

Motor vehicle theft (22) and Drug abuse violations (12) were the most frequent JISC-processed arrest charges in January 2021.



FBI CODE DESCRIPTION	2020	2021	%
ROBBERY (INDEX)	10	3	-70%
AGGRAVATED ASSAULT (INDEX)	6	0	-100%
AGGRAVATED BATTERY (INDEX)	6	2	-67%
BURGLARY (INDEX)	1	0	-100%
LARCENY - THEFT (INDEX)	35	0	-100%
MOTOR VEHICLE THEFT (INDEX)	31	22	-29%
SIMPLE ASSAULT	8	1	-88%

JISC Data Report – 2021

Prepared by the Chicago Police Department

Data time period: January 1 - January 31 2020 & 2021

SIMPLE BATTERY	33	7	-79%
FRAUD	2	0	-100%
VANDALISM	4	0	-100%
WEAPONS	3	2	-33%
DRUG ABUSE VIOLATIONS	23	12	-48%
DISORDERLY CONDUCT	18	0	-100%
MISCELLANEOUS NON-INDEX OFFENSES	14	3	-79%
MISCELLANEOUS MUNICIPAL CODE VIOLATIONS	9	1	-89%
TRAFFIC VIOLATIONS	7	1	-86%
WARRANT ARRESTS	14	8	-43%
TOTAL	224	62	-72%

JISC Data Report – 2021

Prepared by the Chicago Police Department
Data time period: January 1 - January 31 2020 & 2021

3. Disposition Data

In January 2021, 73% of youth arrests processed at JISC were referred to court (45 cases) and 27% were informally station adjusted (17 cases). Nine fewer young people were detained this month (21) as compared to 32 in January 2020 and four fewer than December 2020 (25). Meanwhile, compared to January 2020 there were significant decreases in the proportion of youth released to adults (2% of all instances or 1 case in 2021 and 16% of all instances or 36 in 2020) and youth referred to city funded case management (13% of instances or 8 cases in 2021 and 26% of instances or 58 cases in 2020).

In January 2021, the 11th District (15 youth), 15th District (9 youth), and 3rd District (9 youth) were the most common arrest location for youth processed at JISC as compared to the 11th District (38 youth) and 01 District (33 youth) in January 2020. All districts experienced a decrease as compared to the same time in 2020 and the 01st District (91% reduction) and 02nd District (90% reduction) saw the most significant decrease in location of youth arrests who result in being processed at JISC.

DISTRICT	INFORMAL STATION ADJUSTMENT										REFERRED TO COURT								OTHER ¹		TOTAL		
	CTTV WORKSHOP & CASE MGMT		CTTV WORKSHOP ONLY		REFERRED TO AGENCY		RELEASED TO ADULT		CITY FUNDED CASE MANAGEMENT		DETAINED		NON-SECURED				OTHER REFERRED TO COURT ²						
	2020	2021	2020	2021	2020	2021	2020	2021	2020	2021			HOME CONFINEMENT		SUARA CENTER				2020	2021	2020	2021	2020
	1	0	0	0	0	0	0	6	0	9	3	1	0	5	0	0	0	12	0	0	0	33	3
2	2	0	2	0	0	0	7	0	7	2	3	1	0	0	0	0	9	0	0	0	30	3	-90%
3	0	3	0	1	0	0	6	0	2	0	3	2	0	1	1	0	6	2	0	0	18	9	-50%
7	1	0	1	0	0	0	0	1	4	0	7	3	1	0	0	0	9	0	0	0	23	4	-83%
8	0	0	2	0	0	0	2	0	8	1	0	0	0	0	0	0	2	2	0	0	14	3	-79%
9	0	1	0	0	0	0	2	0	5	0	2	2	1	0	0	0	2	1	0	0	12	4	-67%
10	0	0	0	0	0	0	6	0	8	1	4	2	2	0	1	0	6	1	0	0	27	4	-85%
11	1	0	1	0	0	0	4	0	6	1	7	5	5	2	0	0	14	7	0	0	38	15	-61%
12	0	0	0	3	0	0	3	0	4	0	3	4	0	0	0	0	1	1	0	0	11	8	-27%
15	3	0	0	0	0	0	0	0	5	0	2	2	3	2	0	0	4	5	1	0	18	9	-50%
TOTAL	7	4	6	4	0	0	36	1	58	8	32	21	17	5	2	0	65	19	1	0	224	62	-72%

¹ The "Other referred to court" disposition category is defined as those not involving detention / Suara Center / home confinement, but cases that will be prosecuted and not diverted.

² The "OTHER" disposition category includes formal adjustments, individuals released without charging, and unspecified dispositions.

JISC Data Report – 2021

Prepared by the Chicago Police Department
Data time period: January 1 - January 31 2020 & 2021

In January 2021, the Austin (10 youth), Near South Side (7 youth) and the Greater Grand Crossing (6 youth) community areas were the most common arrest location for youth processed at JISC. While during the same period in 2020, Kenwood (31 youth) and the Austin (20 youth) were most common.

COMMUNITY AREA	INFORMAL STATION ADJUSTMENT										REFERRED TO COURT								OTHER ³		TOTAL			
	CTTV WORKSHOP & CASE MGMT		CTTV WORKSHOP ONLY		REFERRED TO AGENCY		RELEASED TO ADULT		CITY FUNDED CASE MANAGEMENT		DETAINED		NON-SECURED				OTHER REFERRED TO COURT ⁴							
													HOME CONFINEMENT		SUARA CENTER									
	2020	2021	2020	2021	2020	2021	2020	2021	2020	2021	2020	2021	2020	2021	2020	2021	2020	2021	2020	2021	2020	2021	2020	2021
ARCHER HEIGHTS	0	0	0	0	0	0	0	0	0	0	0	0	0	0	0	0	1	0	0	0	1	0	-	100%
ASHBURN	0	0	2	0	0	0	1	0	0	0	0	0	0	0	0	0	1	1	0	0	4	1	-	75%
AUSTIN	3	0	0	0	0	0	0	0	5	0	2	2	3	2	0	0	6	6	1	0	20	10	-	50%
BRIGHTON PARK	0	0	0	0	0	0	1	0	0	0	1	1	0	0	0	0	0	0	0	0	2	1	-	50%
CHICAGO LAWN	0	0	0	0	0	0	0	0	4	0	0	0	0	0	0	0	0	1	0	0	4	1	-	75%
CLEARING	1	0	1	0	0	0	1	0	3	2	0	0	0	0	0	0	3	0	0	0	9	2	-	78%
DOUGLAS	0	0	1	0	0	0	1	0	0	0	2	1	1	1	0	0	3	1	0	0	8	3	-	63%
EAST GARFIELD PARK	0	0	0	0	0	0	0	0	2	0	4	1	1	0	0	0	6	0	0	0	13	1	-	92%
ENGLEWOOD	0	0	0	0	0	0	0	0	1	0	1	0	0	0	0	0	1	0	0	0	3	0	-	100%
FULLER PARK	0	1	0	0	0	0	0	0	2	0	0	0	0	0	0	0	1	1	0	0	3	2	-	33%
GAGE PARK	0	0	0	0	0	0	1	0	1	0	0	0	0	0	0	0	0	0	0	0	2	0	-	100%

³ The "OTHER" disposition category includes formal adjustments, individuals released without charging, and unspecified dispositions.

⁴ The "Other referred to court" disposition category is defined as those not involving detention / Suara Center / home confinement, but cases that will be prosecuted and not diverted.

JISC Data Report – 2021

Prepared by the Chicago Police Department

Data time period: January 1 - January 31 2020 & 2021

GARFIELD RIDGE	1	0	0	0	0	0	4	0	1	0	1	0	0	0	0	0	2	0	0	0	9	0	-100%
GRAND BOULEVARD	0	3	0	0	0	0	0	0	1	0	2	1	0	0	0	0	0	1	0	0	3	5	67%
GREATER GRAND CROSSING	0	0	0	0	0	0	2	0	3	1	2	2	2	0	0	0	4	3	0	0	13	6	-54%
HUMBOLDT PARK	0	0	0	0	0	0	0	0	1	0	0	0	0	0	0	0	1	0	0	0	2	0	-100%
HYDE PARK	0	0	0	0	0	0	0	0	1	0	0	0	0	0	0	0	0	0	0	0	1	0	-100%
KENWOOD	0	0	0	0	0	0	6	0	8	1	1	0	5	0	0	0	11	0	0	0	31	1	-97%
LOOP	0	0	0	0	0	0	1	0	1	0	1	1	0	0	0	0	1	1	0	0	4	2	-50%
LOWER WEST SIDE	0	0	0	0	0	0	0	0	0	0	0	0	0	0	0	0	1	0	0	0	1	0	-100%
NEAR SOUTH SIDE	0	0	0	3	0	0	2	0	4	2	2	2	0	0	0	0	0	0	0	0	8	7	-13%
NEAR WEST SIDE	0	0	0	0	0	0	1	0	2	0	1	1	1	0	0	0	0	0	0	0	5	1	-80%
NEW CITY	0	0	0	0	0	0	4	0	2	1	3	2	3	0	0	0	5	1	0	0	17	4	-76%
NORTH LAWDALE	0	0	0	0	0	0	2	0	1	0	0	0	0	0	0	0	0	0	0	0	3	0	-100%
SOUTH LAWDALE	0	0	0	0	0	0	3	0	6	0	1	0	0	0	1	0	1	0	0	0	12	0	-100%
SOUTH SHORE	0	0	0	1	0	0	0	0	1	0	1	0	0	1	0	0	4	1	0	0	6	3	-50%
WASHINGTON PARK	0	0	1	0	0	0	1	0	0	0	1	1	0	0	0	0	3	0	0	0	6	1	-83%
WEST ENGLEWOOD	1	0	1	0	0	0	0	1	2	0	2	2	0	0	0	0	3	0	0	0	9	3	-67%
WEST GARFIELD PARK	1	0	0	0	0	0	0	0	3	0	2	2	1	1	0	0	5	2	0	0	12	5	-58%
WEST LAWN	0	0	0	0	0	0	0	0	3	1	0	0	0	0	0	0	0	0	0	0	3	1	-67%
WEST TOWN	0	0	0	0	0	0	0	0	0	0	1	1	0	0	0	0	0	0	0	0	1	1	0%

JISC Data Report – 2021

Prepared by the Chicago Police Department

Data time period: January 1 - January 31 2020 & 2021

WOODLAWN	0	0	0	0	0	0	5	0	0	0	1	1	0	0	1	0	2	0	0	0	9	1	-89%
TOTAL	7	4	6	4	0	0	36	1	58	8	32	21	17	5	2	0	65	19	1	0	224	62	-72%

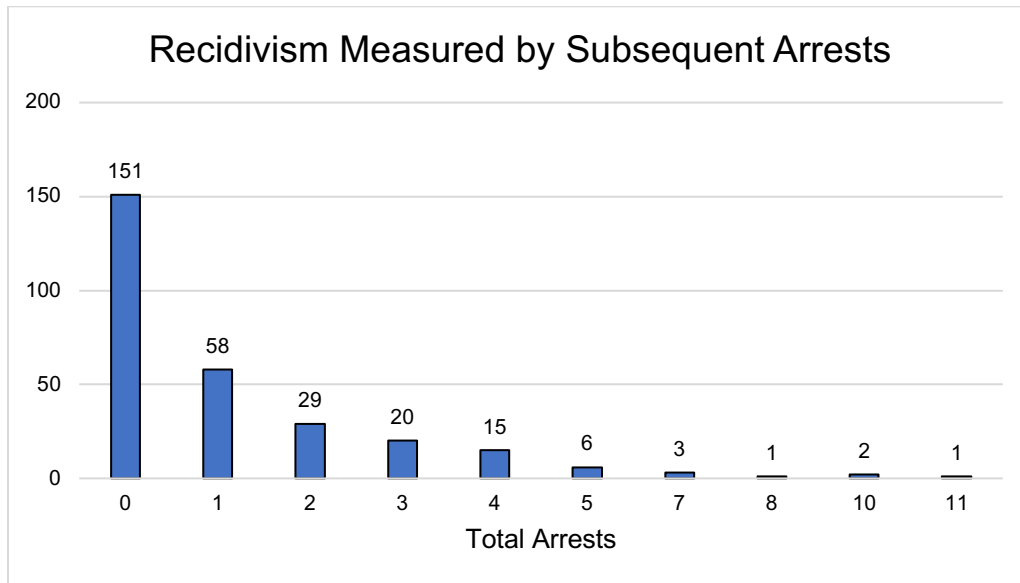
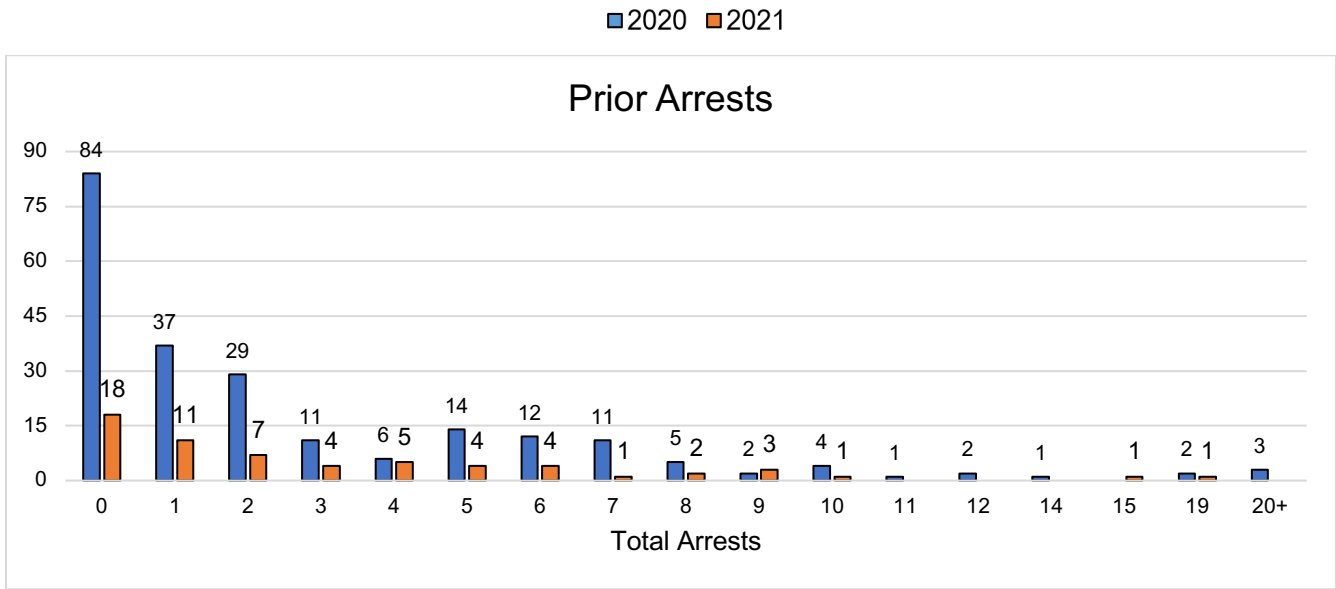
JISC Data Report – 2021

Prepared by the Chicago Police Department

Data time period: January 1 - January 31 2020 & 2021

4. Re-arrest Rates⁵

January 2021 and 2020 saw similar trends of most youth having few prior arrests (29% or 18 youth had no prior arrest in 2021 and 38% or 84 youth in 2020). For the year following their JISC-processed arrest 151 youth (56%) were not re-arrested in the following year.



⁵ Prior arrest counts are based on an individual's total number of arrests at the time they are processed at the JISC. Next year recidivism rate counts are based on the number of times an individual processed at the JISC from January 1 – January 31 2020 was arrested from any point after the date of the initial arrest during the 12 month period to January 31, 2021.

JISC Data Report – 2021

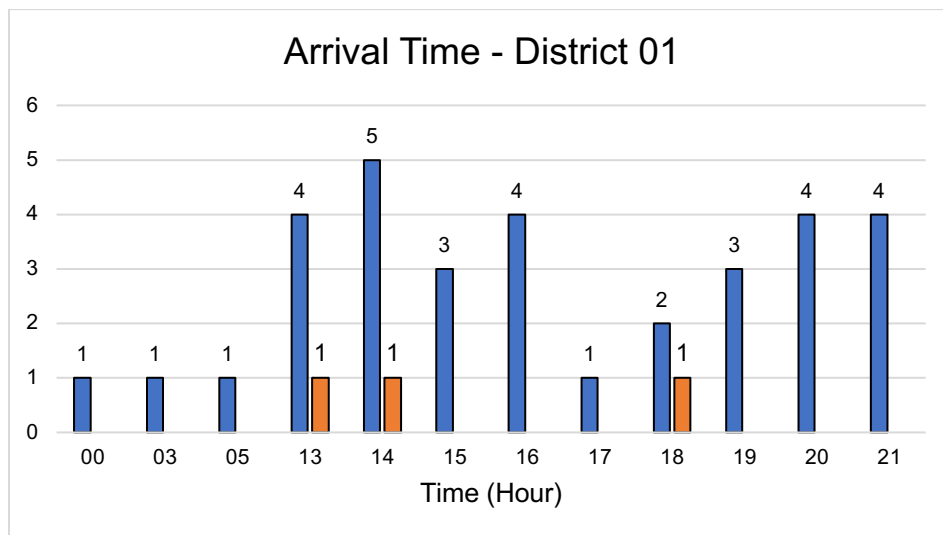
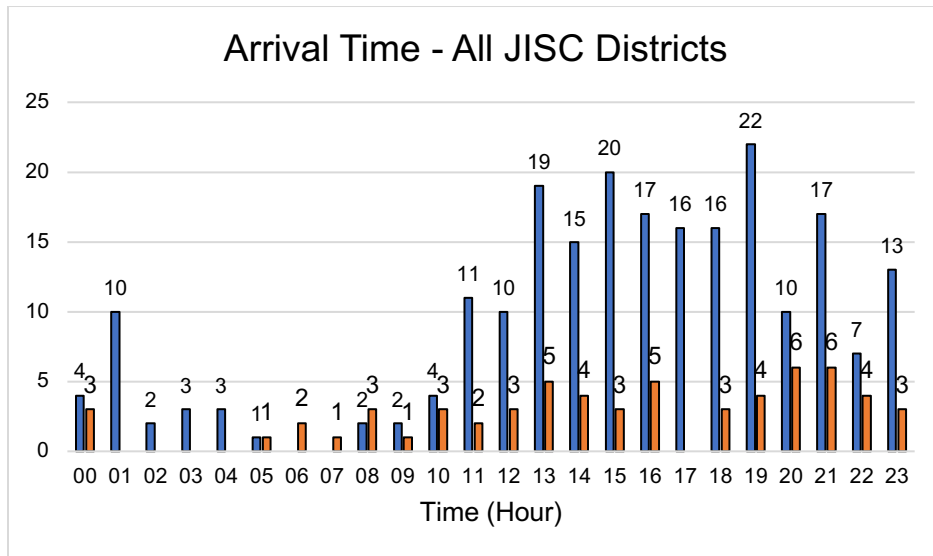
Prepared by the Chicago Police Department

Data time period: January 1 - January 31 2020 & 2021

5. JISC Arrival Date and Time⁶ By District

The most common arrival hours in January 2021 were 12-2pm and 7-11pm. Additionally, JISC arrivals were most common Mondays, Thursdays, and Fridays and saw a slight decrease on Saturdays and Sundays.

■ 2020 ■ 2021

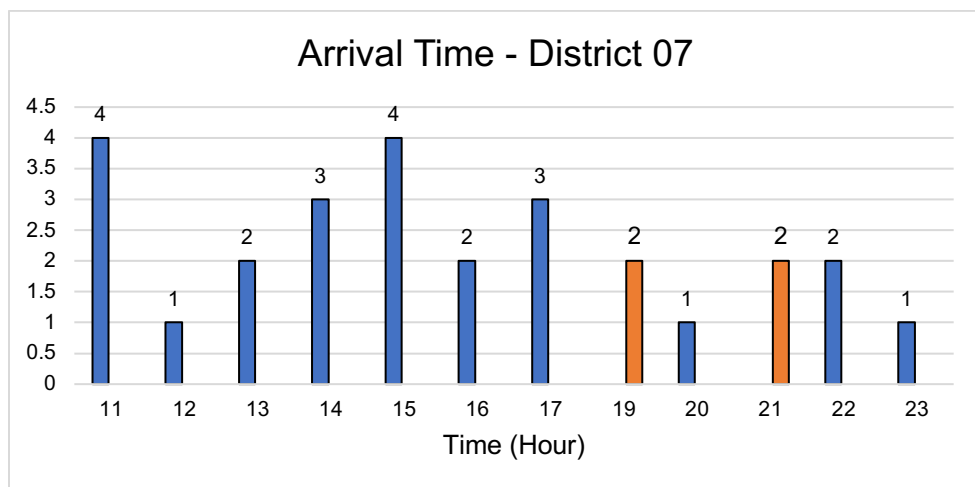
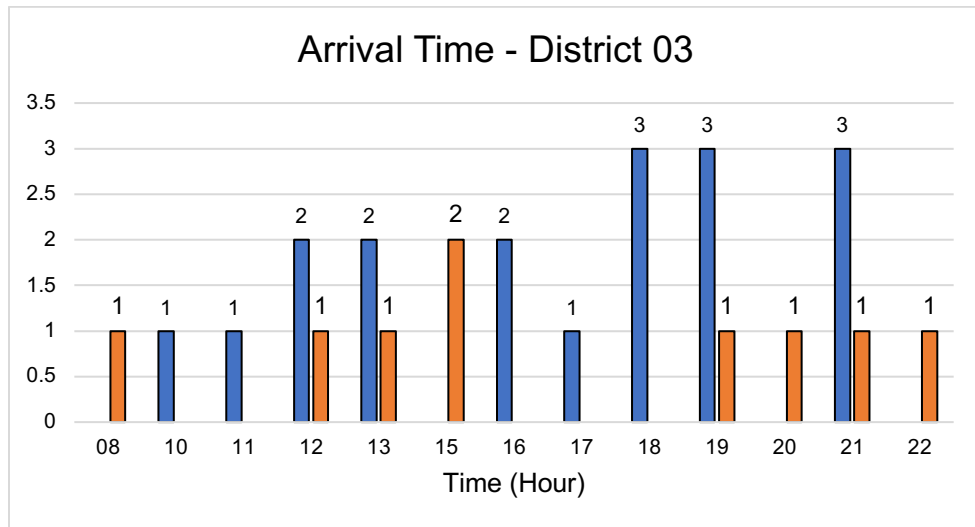
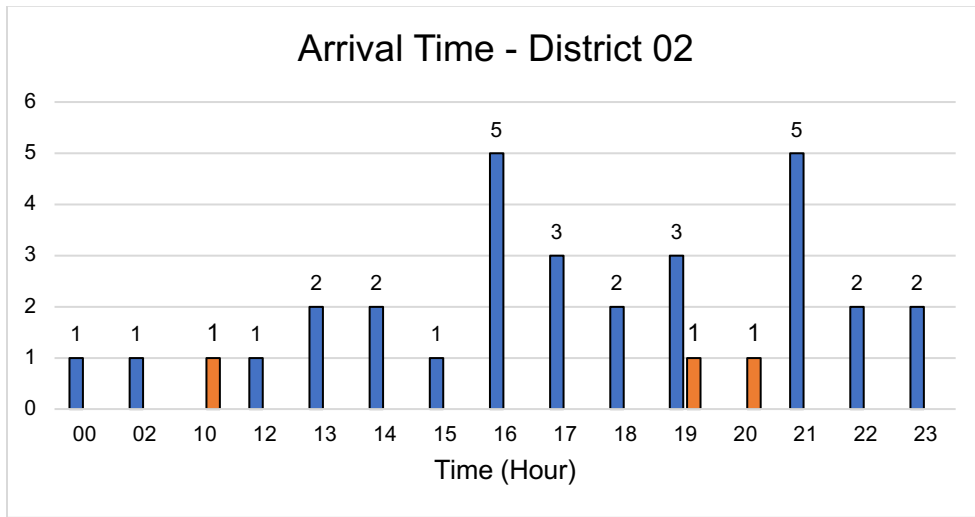


⁶ Arrival time is the date and time arrestee first arrives at JISC.

JISC Data Report – 2021

Prepared by the Chicago Police Department

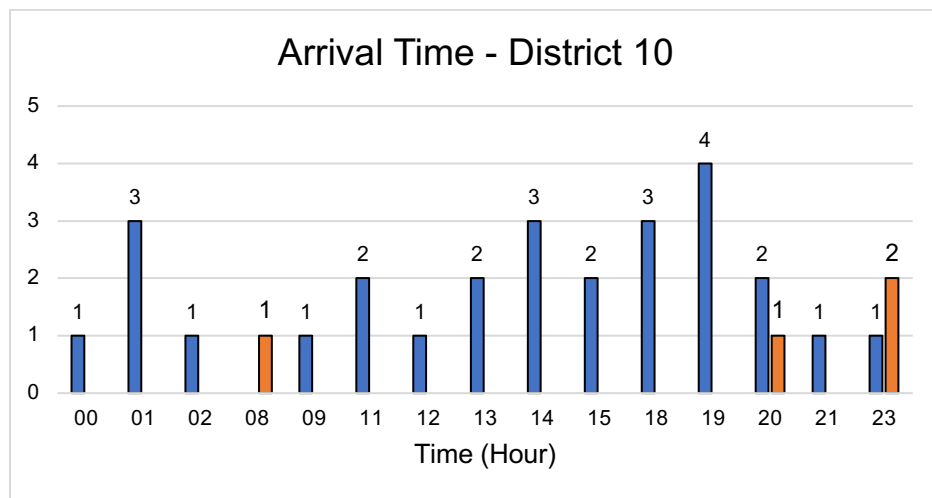
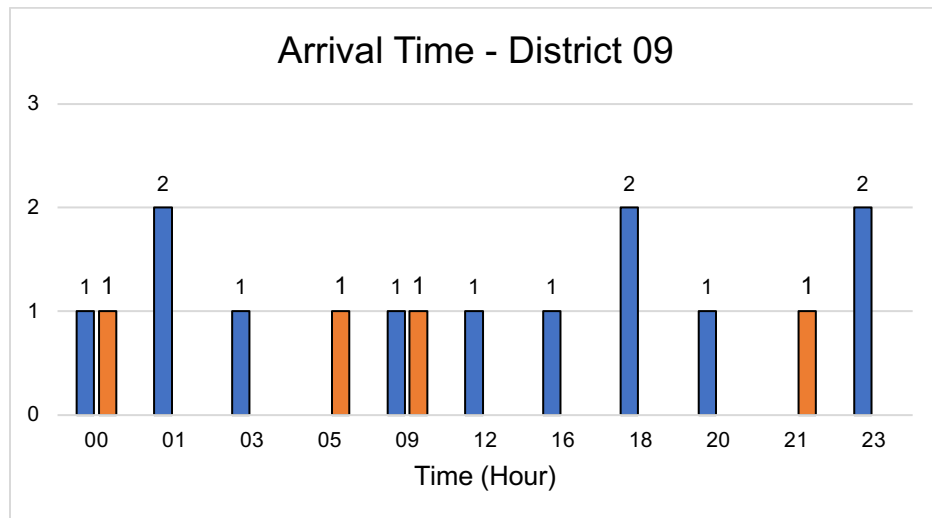
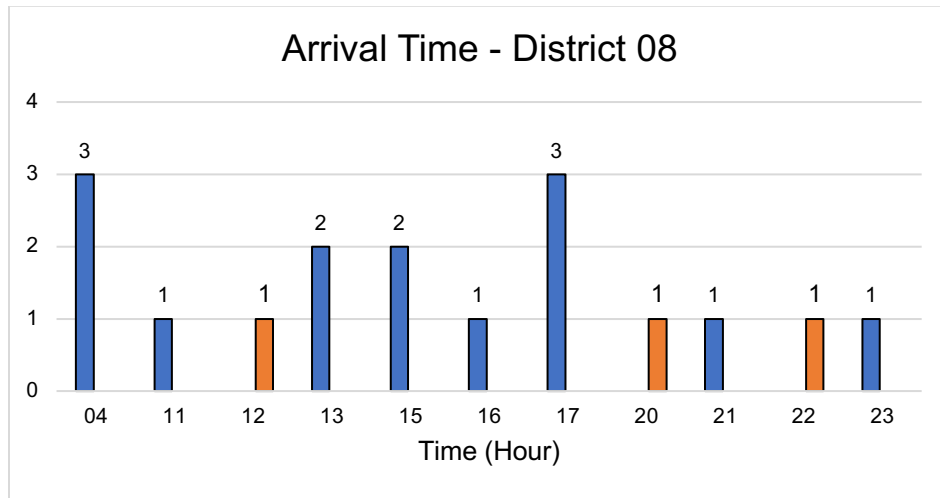
Data time period: January 1 - January 31 2020 & 2021



JISC Data Report – 2021

Prepared by the Chicago Police Department

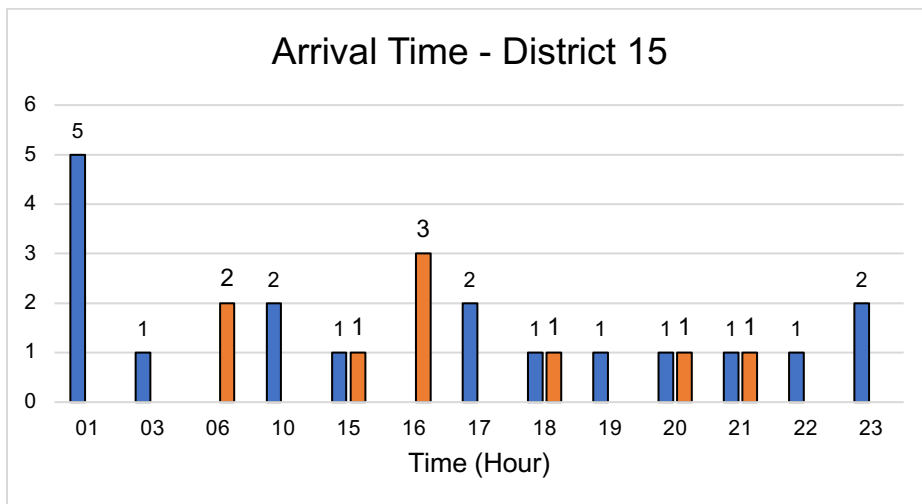
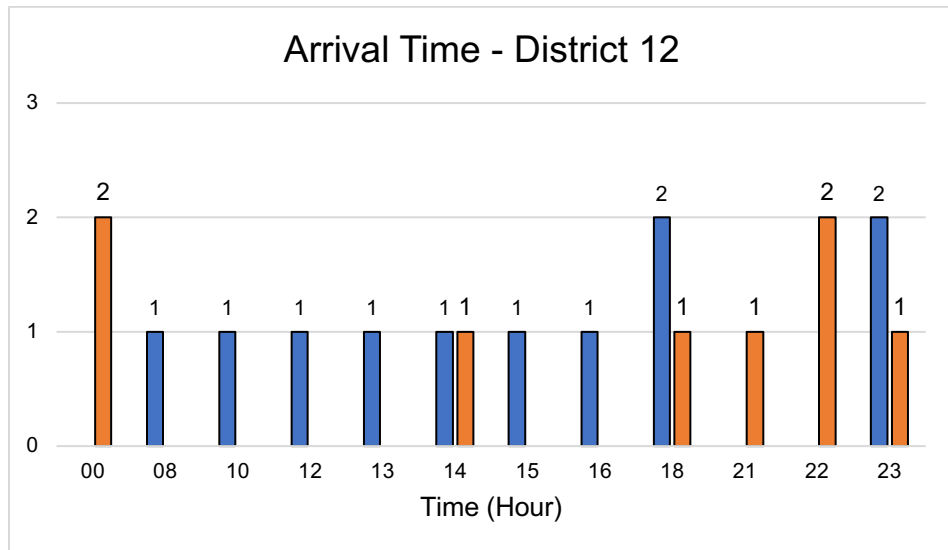
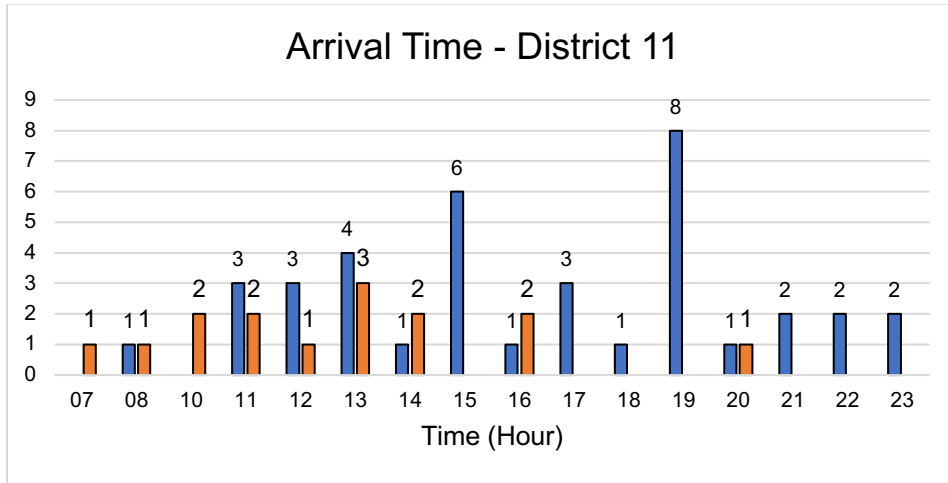
Data time period: January 1 - January 31 2020 & 2021



JISC Data Report – 2021

Prepared by the Chicago Police Department

Data time period: January 1 - January 31 2020 & 2021

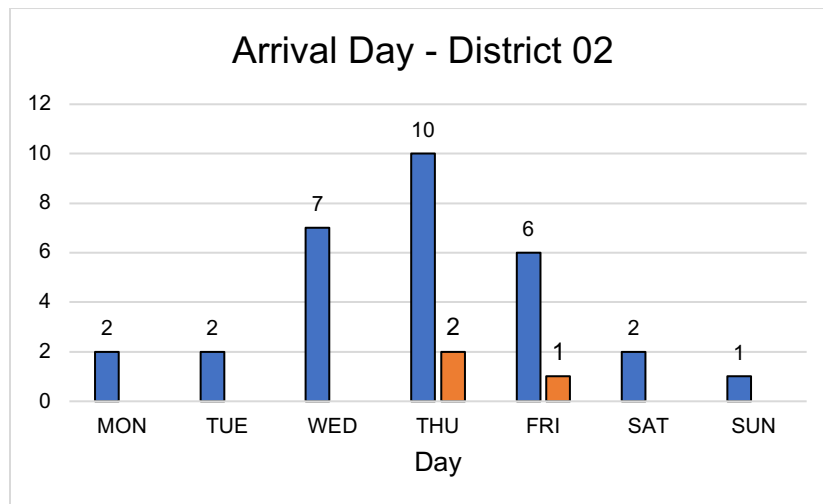
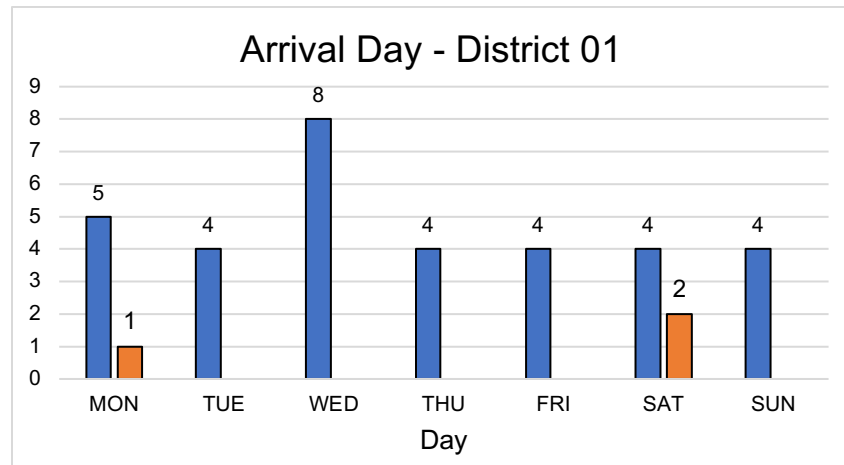
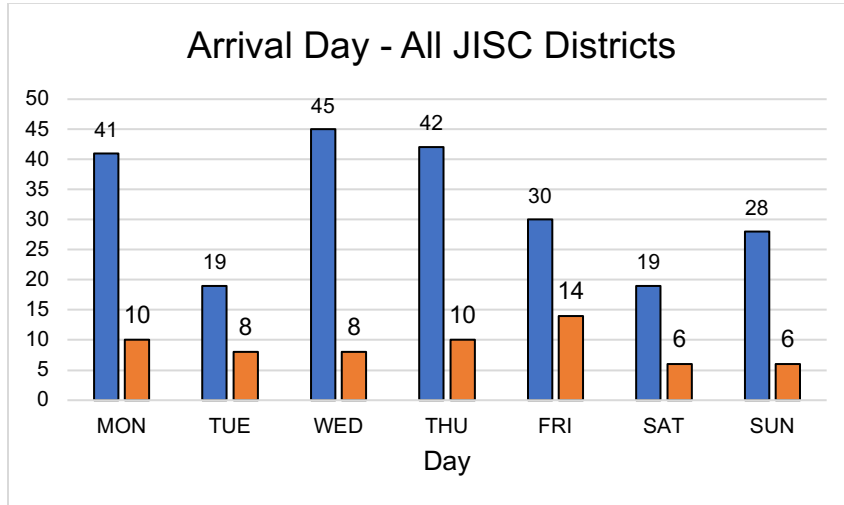


JISC Data Report – 2021

Prepared by the Chicago Police Department

Data time period: January 1 - January 31 2020 & 2021

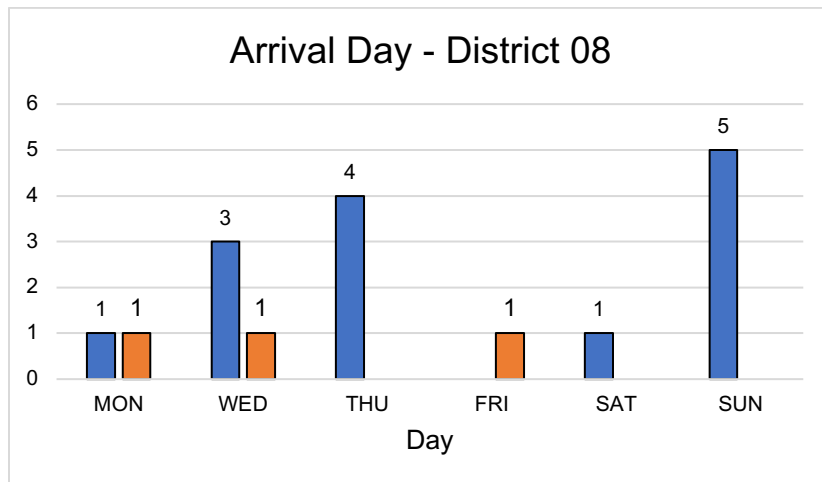
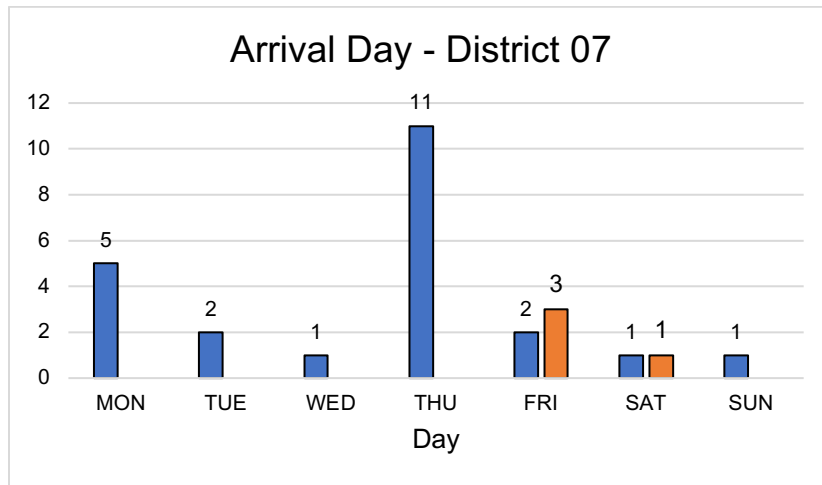
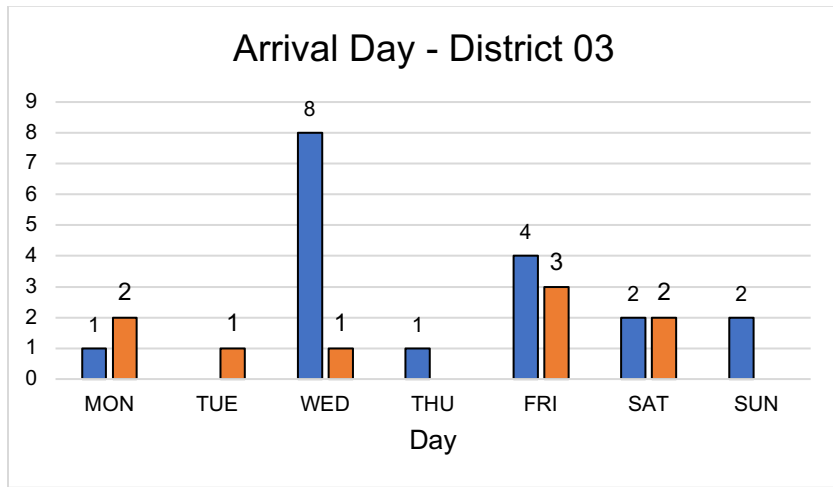
■ 2020 ■ 2021



JISC Data Report – 2021

Prepared by the Chicago Police Department

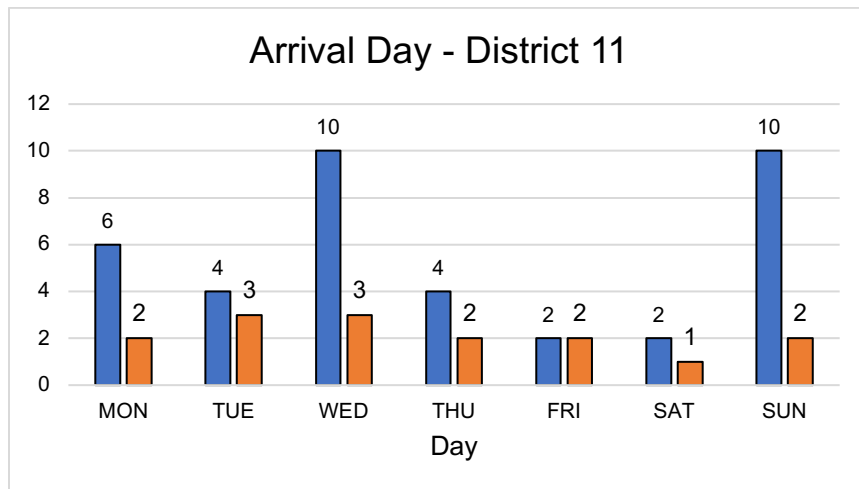
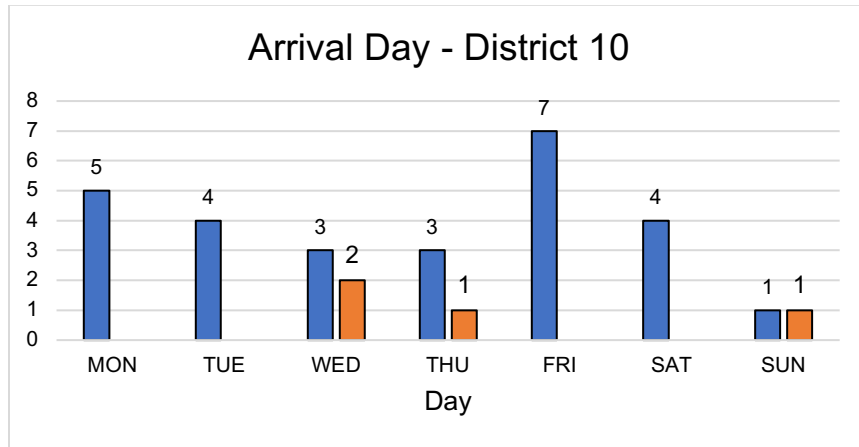
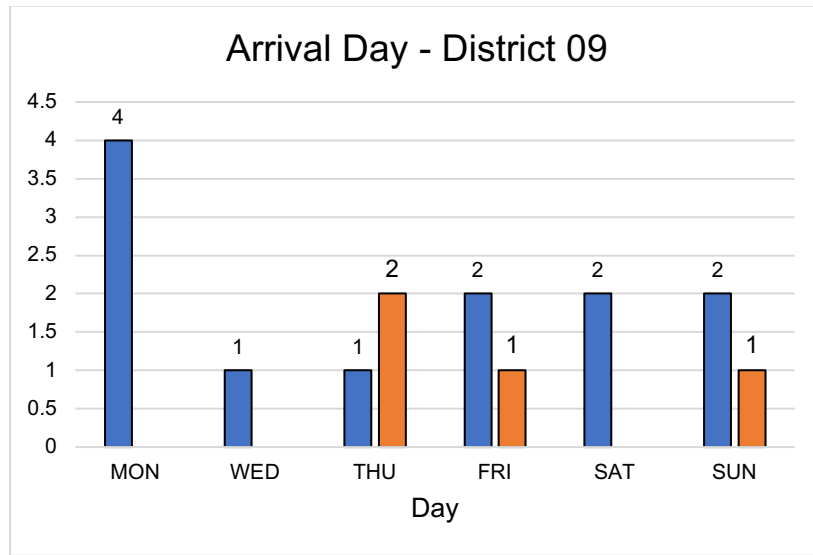
Data time period: January 1 - January 31 2020 & 2021



JISC Data Report – 2021

Prepared by the Chicago Police Department

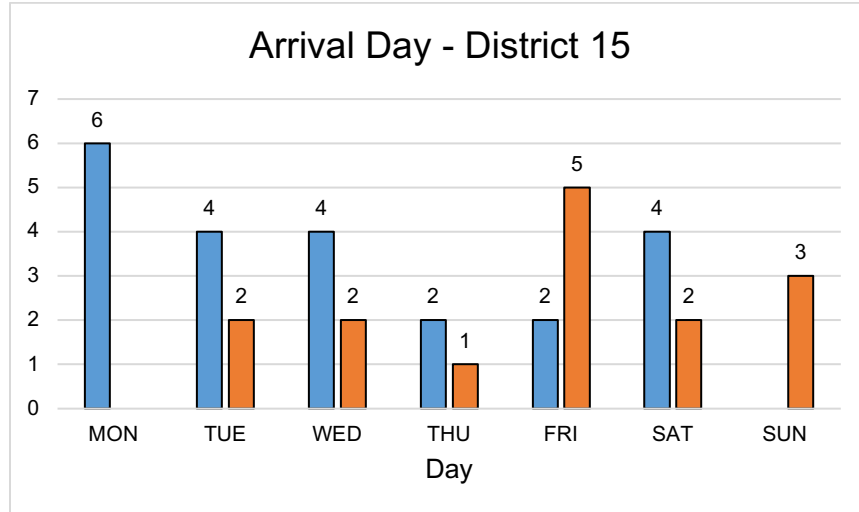
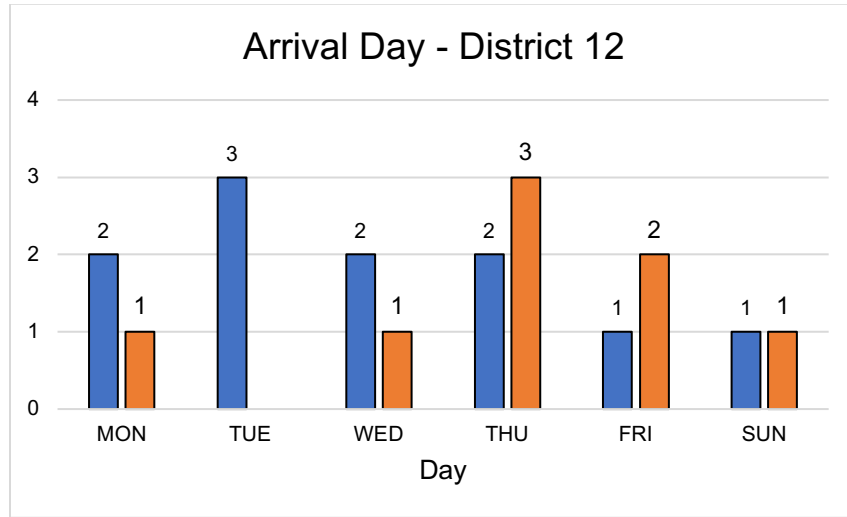
Data time period: January 1 - January 31 2020 & 2021



JISC Data Report – 2021

Prepared by the Chicago Police Department

Data time period: January 1 - January 31 2020 & 2021



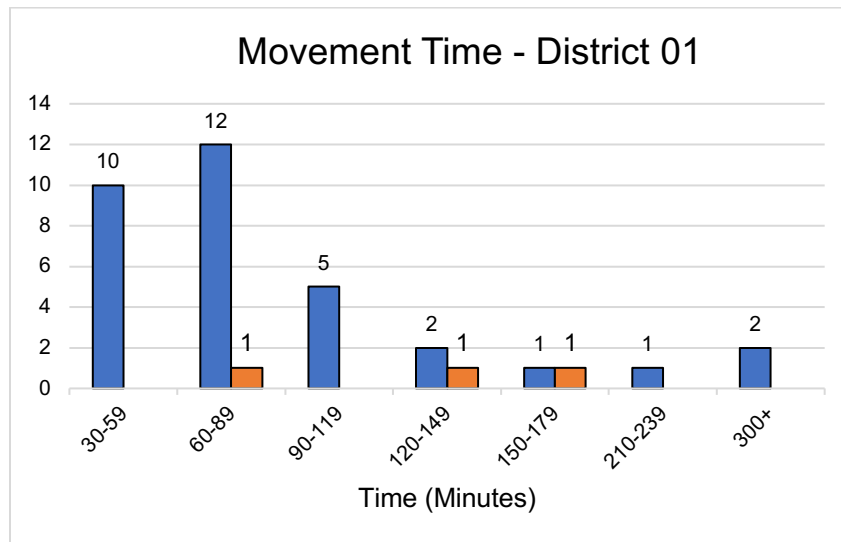
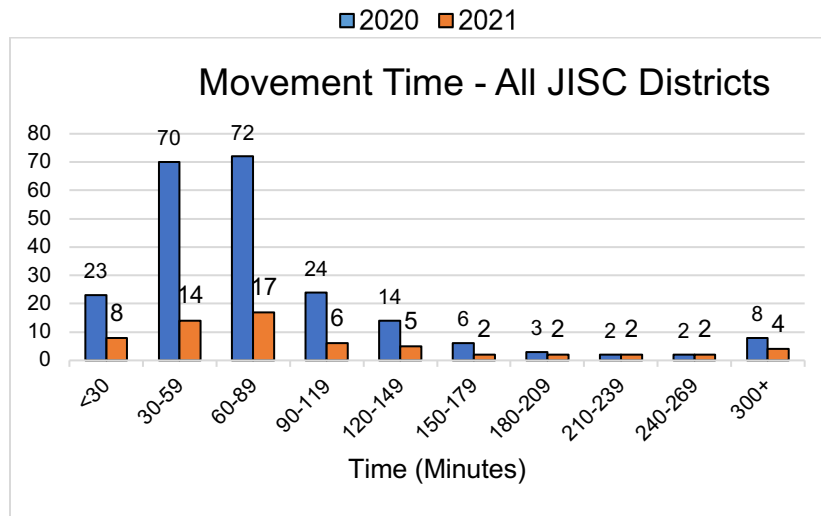
JISC Data Report – 2021

Prepared by the Chicago Police Department

Data time period: January 1 - January 31 2020 & 2021

6. Movement Time^{7,8} By District

While a youth’s movement time before arriving at JISC is the responsibility of CPD patrol officers in each district, this analysis provides context for potential broader changes with youth interactions across CPD. Across the city for all JISC districts during both the 2020 and 2021 periods, most youth were in transit (between arrest and arrival at JISC) for less than 90 minutes, with 60-89 minutes being the most common. In January 2021, Districts 09 (1 youth), 10 (2 youth), and 12 (1 youth) have the most youth who were transported for the longest time whose movement was more than 270 minutes (4.5 hours).



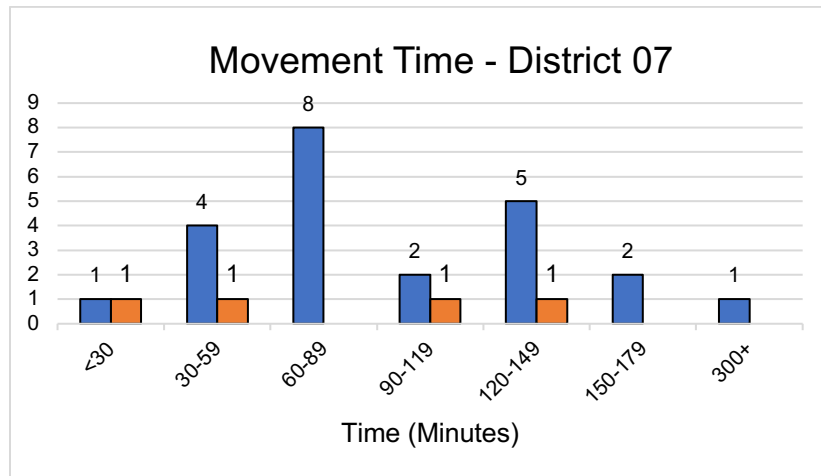
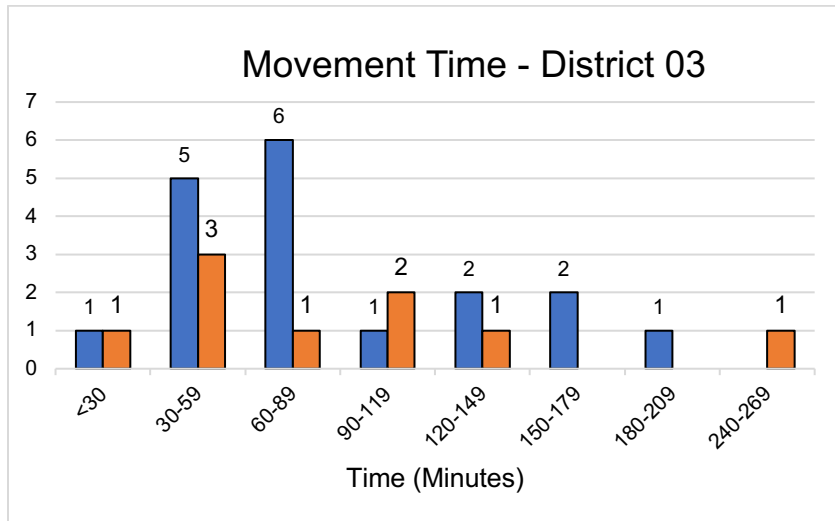
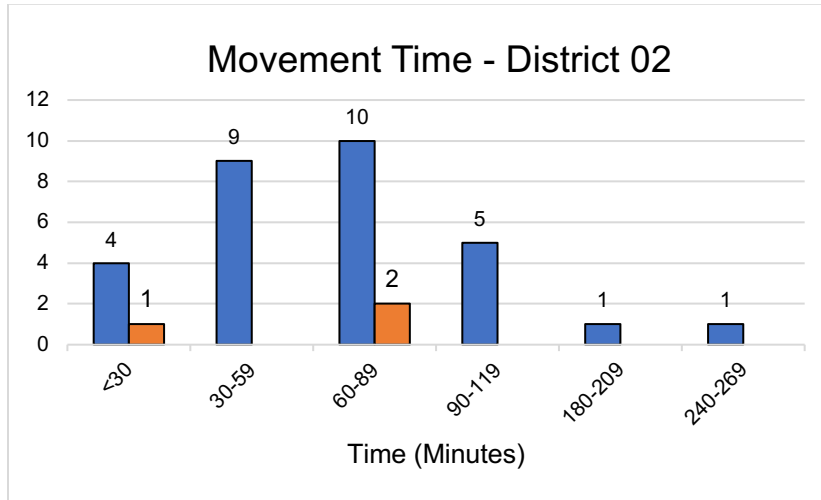
⁷ Movement time is based on the difference between arrest time and arrival time at JISC, given in minutes.

⁸ A small number of arrests have one or more incorrect time entered. Some movement time outliers (times greater than 300 minutes) are the result of these data inaccuracies.

JISC Data Report – 2021

Prepared by the Chicago Police Department

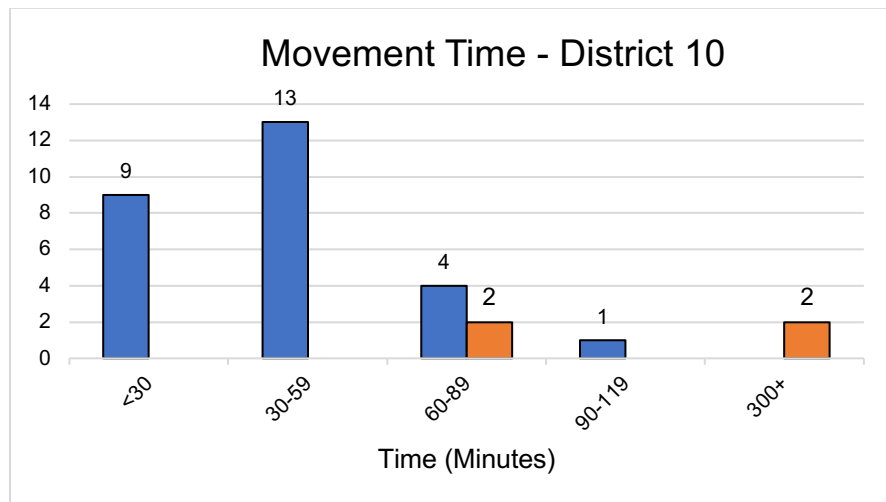
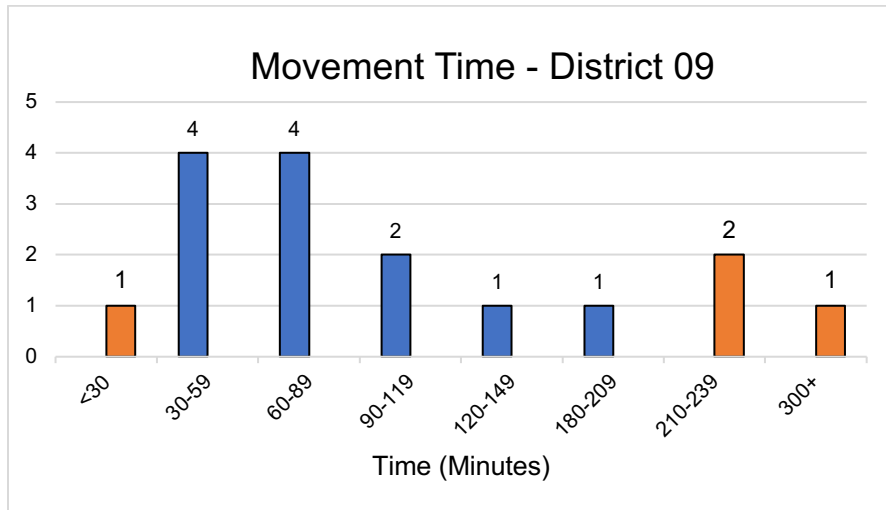
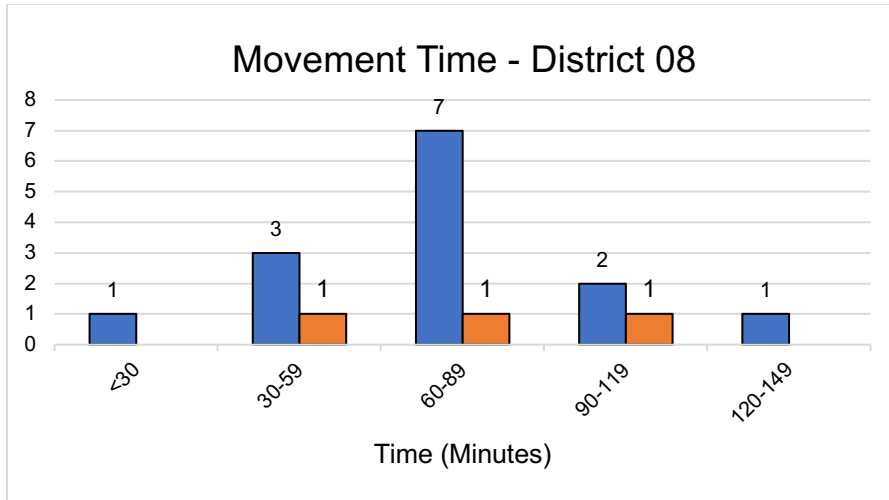
Data time period: January 1 - January 31 2020 & 2021



JISC Data Report – 2021

Prepared by the Chicago Police Department

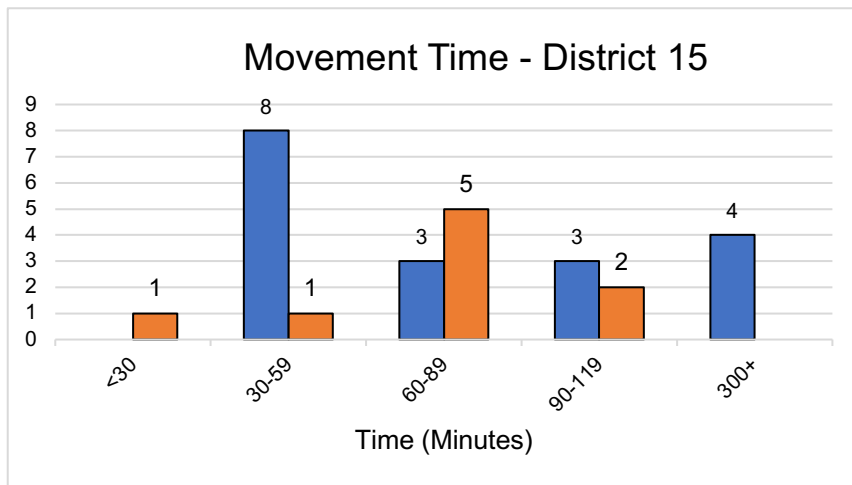
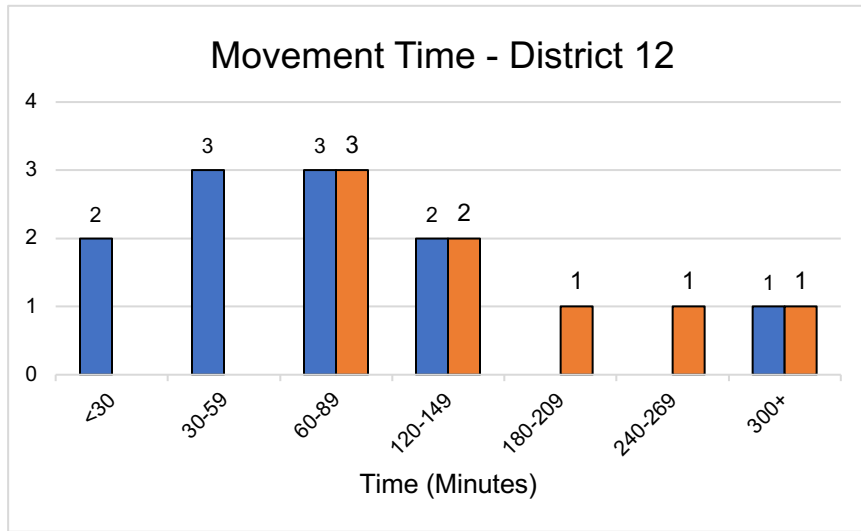
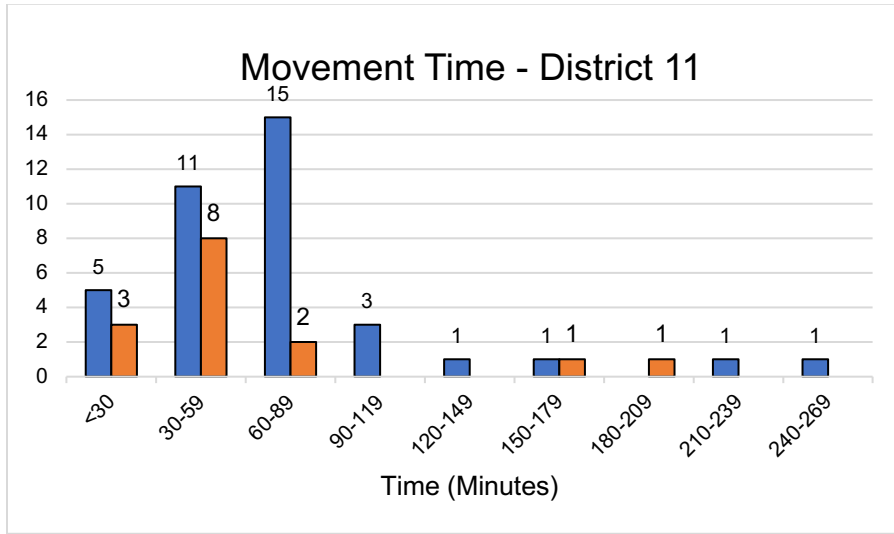
Data time period: January 1 - January 31 2020 & 2021



JISC Data Report – 2021

Prepared by the Chicago Police Department

Data time period: January 1 - January 31 2020 & 2021



JISC Data Report – 2021

Prepared by the Chicago Police Department

Data time period: January 1 - January 31 2020 & 2021

7. JISC Alternate Disposition Data Analysis Point

There were no arrests indicating that an Alternate Disposition higher than the calculated Disposition was used. The remaining arrests had no value ("Null") or "N" indicating negative.

