

# JISC Data Report

File created on: 9/21/2022 12:03:05 PM

# DATA FULFILLMENT & ANALYSIS | DEMOGRAPHICS

Year:

2022

Month:

AUGUST

District:

All

Year Legend:

2021

2022

This page provides a monthly demographic breakdown and previous year comparison of juveniles processed by JISC personnel. Totals can be filtered by arrest year, month, and district. Data run some time apart may result in slightly different totals due to expungements.



# DATA FULFILLMENT & ANALYSIS | MOVEMENT TIMES

Year:

2022

Month:

AUGUST

District:

All

Year Legend:

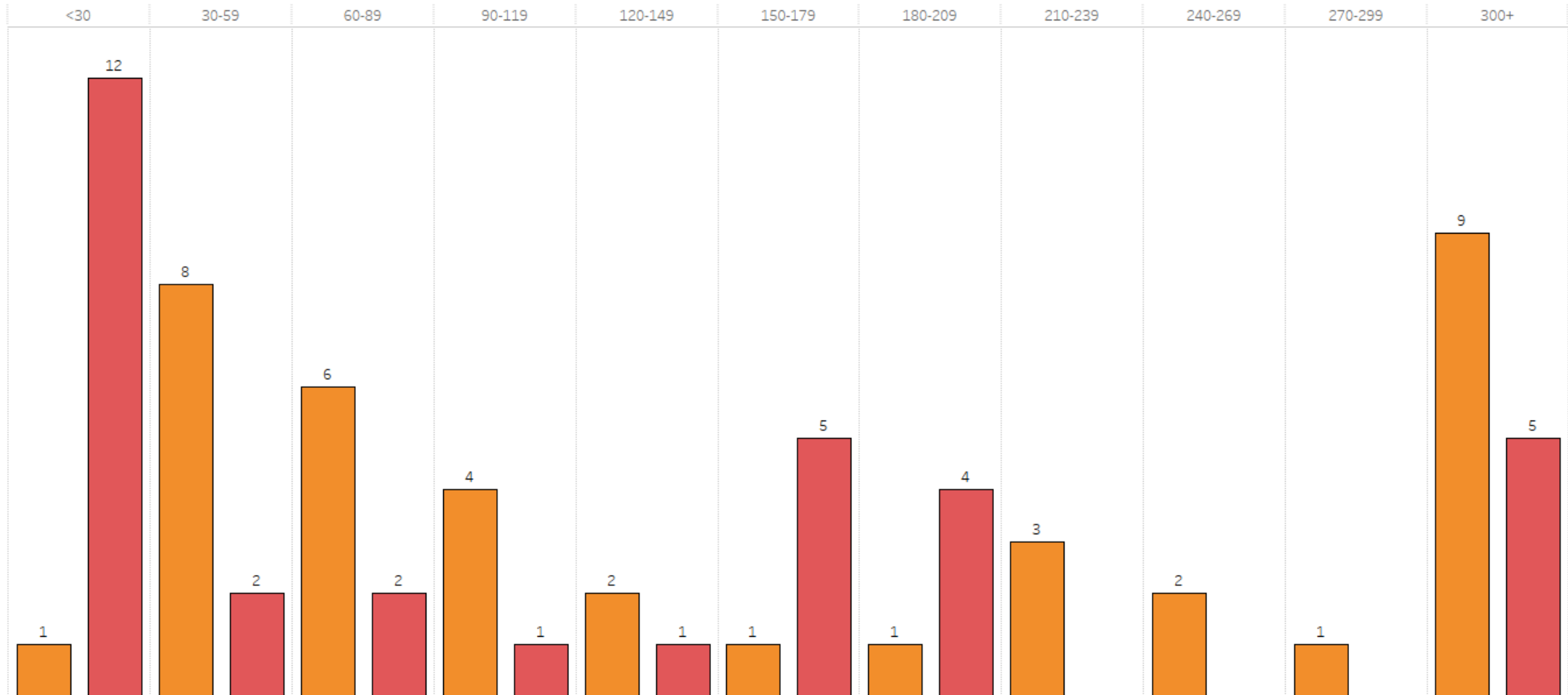
2021

2022

This page provides a monthly movement time breakdown of juveniles by JISC personnel. Prior to December 11, 2021, movement time is based on the difference between arrest time and arrival time at JISC, given in minutes. A small number of arrests have one or more incorrect time entered. Some movement time outliers (times greater than 300 minutes) are the result of these data inaccuracies. Beginning in April, 2022, movement time is based on the difference between arrest time and the date and time entered in the Arrest Juvenile Work Queue by a processing Juvenile Detective indicating when a juvenile arrived at Area 1. Only entries containing completed arrival times will appear. Movement time is not provided between December 11, 2021, and April 1, 2022.

Totals can be filtered by arrest year, month, and district. Data run some time apart may result in slightly different totals due to expungements.

## Movement Time (min)



# DATA FULFILLMENT & ANALYSIS | DISPOSITIONS

Year:	Month:	District:	Row Filter:	View Filter:
2022	AUGUST	All	CHARGE TYPE	CATEGORIES

This page provides a monthly disposition breakdown and previous year comparison of juveniles processed by JISC personnel. The "OTHER" disposition category includes formal adjustments, individuals released without charging, and unspecified dispositions. Beginning December 11, 2021, juveniles arrested with any charge of homicide, criminal sexual assault, or a weapons violation are excluded from the JISC arrest totals. Totals can be filtered by arrest year, month, and district. Row selections can be made based on FBI UCR arrest charge type or community area or district of arrest. Column selections can be made based on disposition categories or row totals. Data run some time apart may result in slightly different totals due to expungements.

## Dispositions

	STATION ADJUSTMENT										REFERRED TO COURT								OTHER		
	CTTV WORKSHOP & CASE MGMT		CTTV WORKSHOP ONLY		REFERRED TO AGENCY		RELEASED TO ADULT		CITY FUNDED CASE MGMT		HOME CONFINEMENT		SUARA CENTER		DETAINED		REFERRED TO COURT		OTHER		
	2021	2022	2021	2022	2021	2022	2021	2022	2021	2022	2021	2022	2021	2022	2021	2022	2021	2022	2021	2022	
ROBBERY	0	0	0	0	0	0	1	0	0	0	0	0	0	0	0	6	1	0	3	0	0
AGGRAVATED ASSAU..	0	0	0	0	0	0	0	0	0	0	0	0	0	0	0	0	1	0	0	0	0
AGGRAVATED BATTE..	0	0	0	0	0	0	0	0	0	0	0	1	0	0	0	0	1	1	1	0	0
BURGLARY	0	0	0	0	0	0	0	0	0	0	0	0	0	0	0	0	0	1	0	0	0
LARCENY - THEFT	0	0	0	0	0	0	0	1	0	1	0	0	0	0	0	0	1	0	0	0	0
MOTOR VEHICLE THEFT	1	3	3	4	0	0	0	10	0	1	0	1	0	0	0	2	2	1	11	0	1
SIMPLE ASSAULT	0	0	0	0	0	0	0	2	0	0	0	0	0	0	0	0	0	2	1	0	0
SIMPLE BATTERY	0	0	0	0	0	0	1	2	0	1	0	0	0	0	0	0	1	1	2	0	0
VANDALISM	0	0	0	0	0	0	1	1	1	0	0	0	0	0	0	0	1	0	2	0	0
WEAPONS	0	0	0	0	0	0	1	0	0	0	0	0	0	0	0	1	0	1	0	0	0
DRUG ABUSE VIOLATI..	0	0	0	0	0	0	0	0	0	0	0	0	0	0	0	1	1	3	1	0	0
DISORDERLY CONDUCT	0	0	0	0	0	0	1	4	0	0	0	1	0	0	0	0	0	0	0	0	0
MISCELLANEOUS NO..	0	0	0	1	0	0	2	4	0	0	0	0	0	0	0	0	2	1	0	0	0
MISCELLANEOUS MU..	0	0	0	0	0	0	0	4	1	1	0	0	0	0	0	0	0	0	0	0	1
WARRANT ARRESTS	0	0	0	0	0	0	0	0	0	0	0	0	0	0	0	4	4	0	0	0	2
<b>TOTAL</b>	<b>1</b>	<b>3</b>	<b>3</b>	<b>5</b>	<b>0</b>	<b>0</b>	<b>7</b>	<b>28</b>	<b>2</b>	<b>4</b>	<b>0</b>	<b>3</b>	<b>0</b>	<b>0</b>	<b>14</b>	<b>15</b>	<b>11</b>	<b>21</b>	<b>0</b>	<b>4</b>	

# DATA FULFILLMENT & ANALYSIS | RECIDIVISM

Year:

2022

Month:

AUGUST

District:

All


Year Legend:

2021

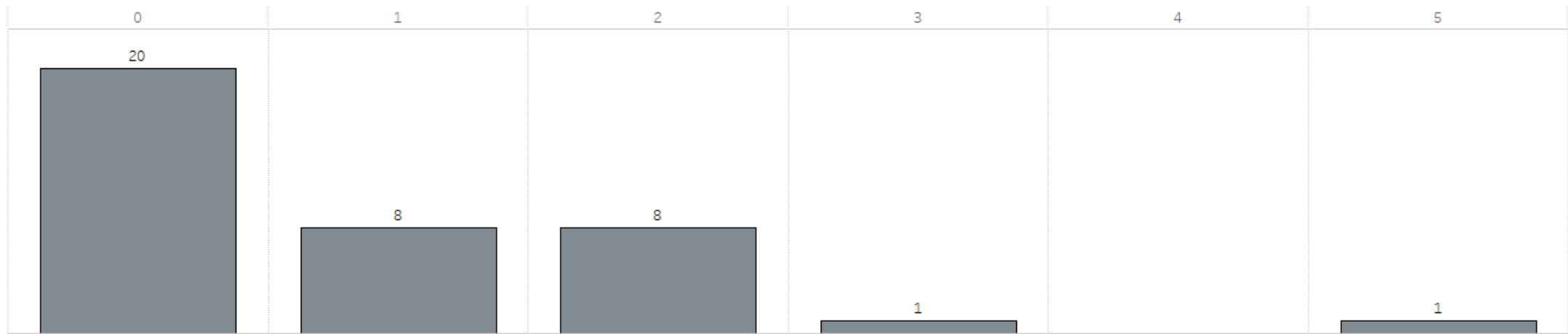
2022

This page provides a monthly breakdown and previous year comparison of the arrest history as well as next year recidivism rates of juveniles processed by JISC personnel. Arrest history is not available for expunged records. Subsequent arrest counts are based on the number of times an individual arrested during the selected month of the previous year was arrested at any point during the twelve months from the month of the initial arrest. Subsequent arrests may have occurred in the year of initial arrest or the selected year. Totals can be filtered by arrest year, month, and district. Data run some time apart may result in slightly different totals due to expungements.

## Prior Arrests



## Subsequent Arrests

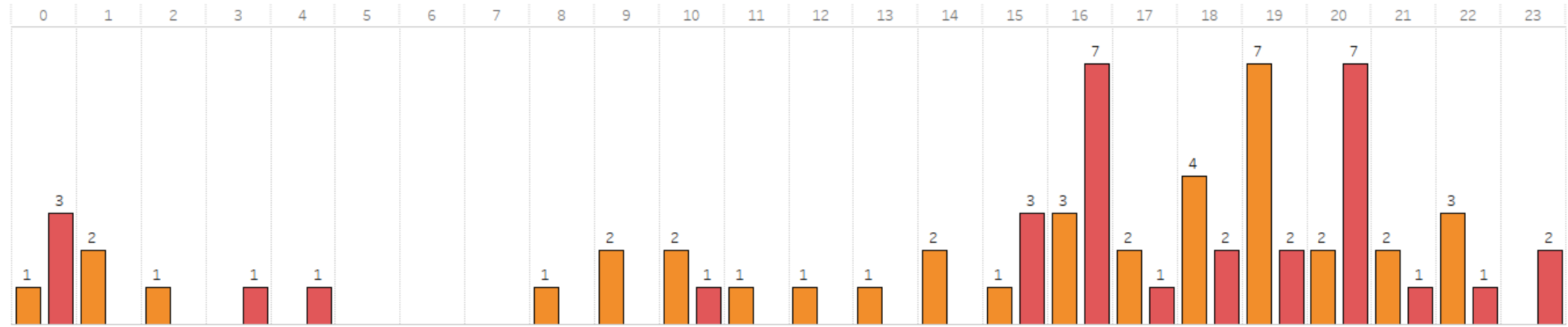


# DATA FULFILLMENT & ANALYSIS | ARRIVAL DATES & TIMES

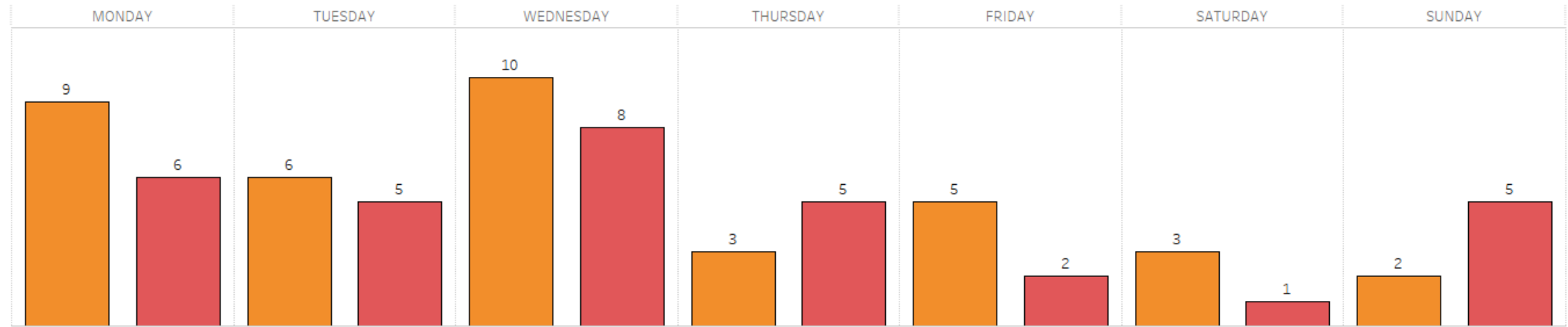
Year: 2022      Month: AUGUST      District: All      Year Legend: 2021 (orange) 2022 (red)

This page provides a monthly arrival time breakdown and previous year comparison of juveniles processed by JISC personnel. Prior to December 11, 2021, arrival time is based on the day of week and hour of day an arrestee first arrived at the JISC. Beginning in April, 2022, arrival time is based on the date and time entered in the Arrest Juvenile Work Queue by a processing Juvenile Detective indicating when a juvenile arrived at Area 1. Only entries containing completed arrival times will appear. Arrival hour and day are not provided between December 11, 2021, and April 1, 2022. Totals can be filtered by arrest year, month, and district. Data run some time apart may result in slightly different totals due to expungements.

### Arrival Hour



### Arrival Day

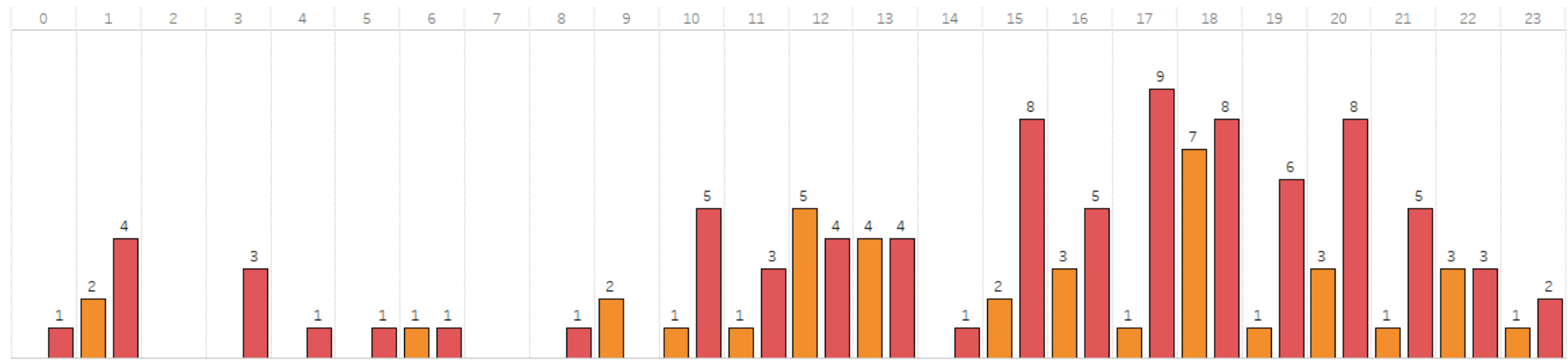


# DATA FULFILLMENT & ANALYSIS | ARREST DATES & TIMES

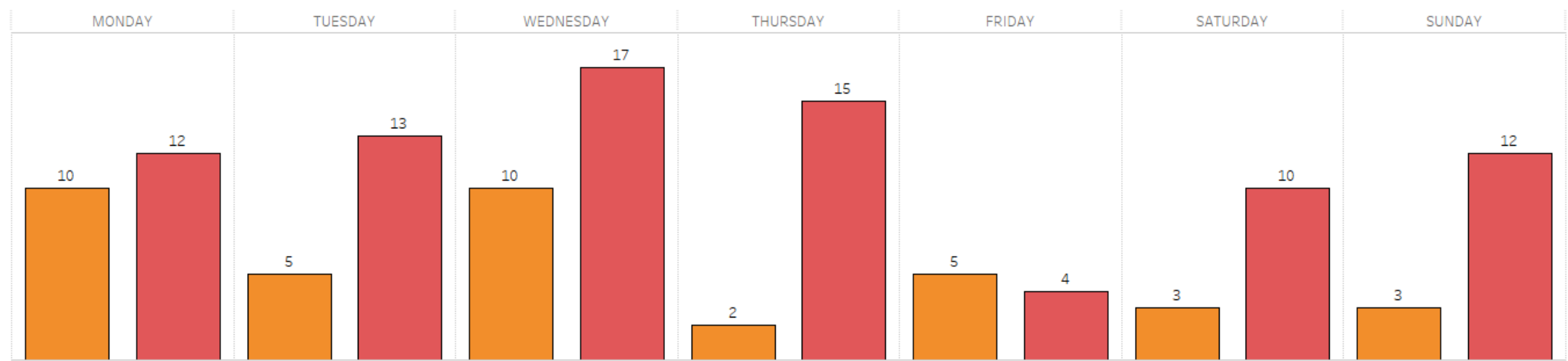
Year: 2022      Month: AUGUST      District: All      Year Legend: 2021 (orange) 2022 (red)

This page provides a monthly arrest time breakdown and previous year comparison of juveniles processed by JISC personnel. Day of week and hour of day of arrest is provided. Totals can be filtered by arrest year, month, and district. Data run some time apart may result in slightly different totals due to expungements.

## Arrest Hour



## Arrest Day



# DATA FULFILLMENT & ANALYSIS | ARREST TYPES

Year:

2022

Month:

AUGUST

District:

All

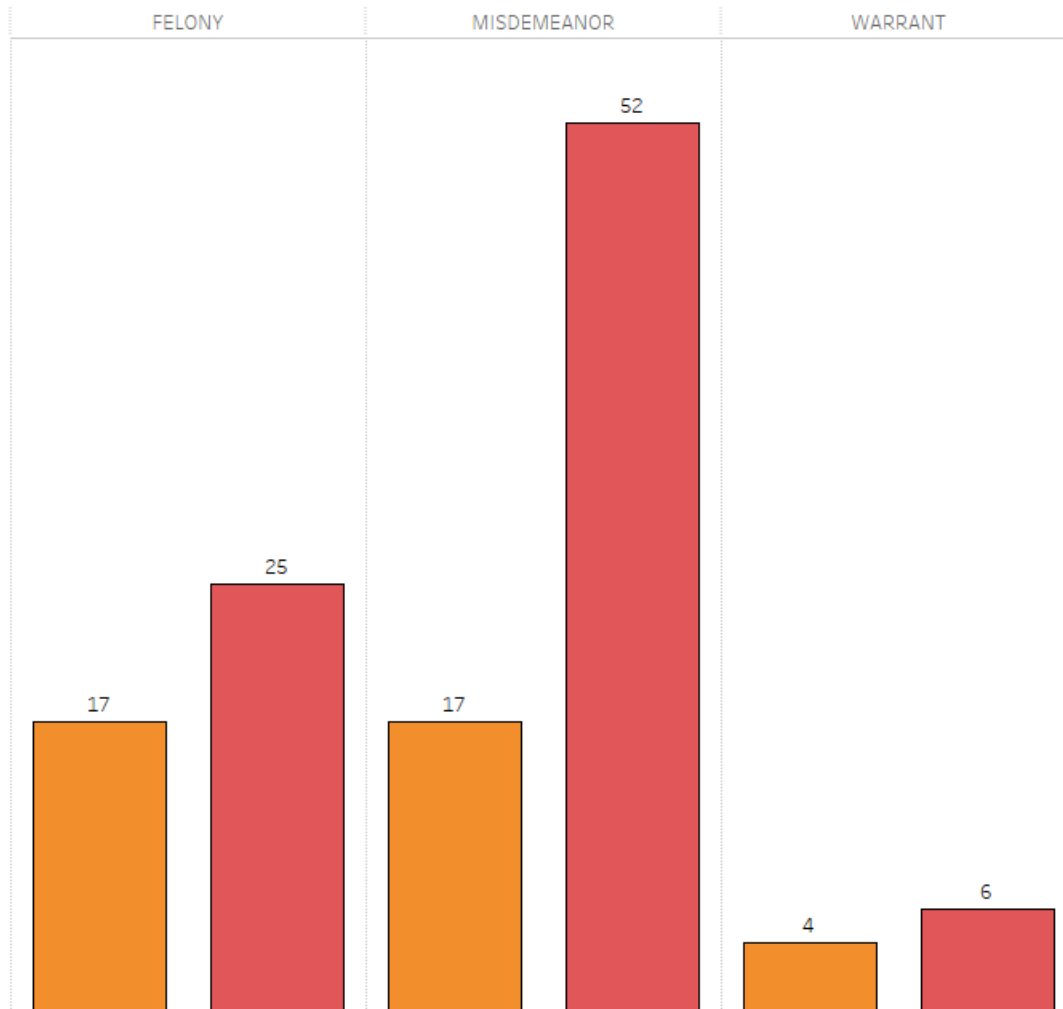
Year Legend:

2021

2022

This page provides a monthly arrest type breakdown and previous year comparison of juveniles processed by JISC personnel. Totals are given for arrest charge and FBI UCR arrest types. Beginning December 11, 2021, juveniles arrested with a charge of homicide, criminal sexual assault, a weapons violation, or any disqualifying firearm-related charge are excluded from the JISC arrest totals. Totals can be filtered by arrest year, month, and district. Data run some time apart may result in slightly different totals due to expungements.

## Arrest Charge Type



## FBI Type Charge Description

FBI CODE	PREVIOUS YEAR	CURRENT YEAR	% CHANGE
ROBBERY	7	4	-43%
AGGRAVATED ASSAULT	0	1	
AGGRAVATED BATTERY	1	3	200%
BURGLARY	1	0	-100%
LARCENY - THEFT	0	3	
MOTOR VEHICLE THEFT	7	33	371%
SIMPLE ASSAULT	2	3	50%
SIMPLE BATTERY	2	6	200%
VANDALISM	2	4	100%
WEAPONS	3	0	-100%
DRUG ABUSE VIOLATIONS	4	2	-50%
DISORDERLY CONDUCT	1	5	400%
MISCELLANEOUS NON-INDEX OF..	3	7	133%
MISCELLANEOUS MUNICIPAL CO..	1	6	500%
WARRANT ARRESTS	4	6	50%
<b>TOTAL</b>	<b>38</b>	<b>83</b>	<b>118%</b>



# DATA FULFILLMENT & ANALYSIS | ALTERNATE DISPOSITIONS

Year:	Month:	District:
2022	AUGUST	All

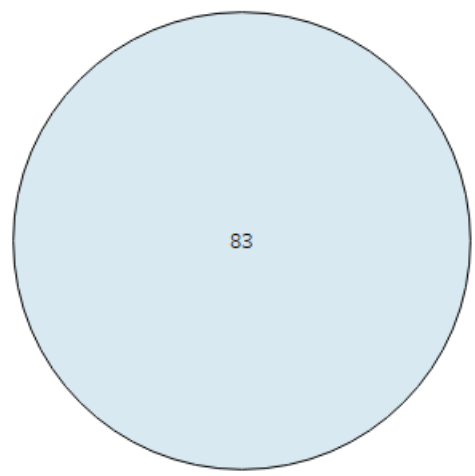
This page provides a breakdown of alternate dispositions for juveniles processed by JISC personnel. A "HIGHER ALTERNATE DISPOSITION" of "YES" indicates an alternate disposition higher than the calculated disposition was used. A "HIGHER ALTERNATE DISPOSITION" of "NO" or "NULL" indicates negative.

The alternate disposition indicator was added to the data warehouse in November 2020; data is unavailable for earlier arrests. The "SUMMARY" field is not a required application field and may not always be populated for higher alternate disposition types.

Totals can be filtered by arrest year, month, and district. Data run some time apart may result in slightly different totals due to expungements.

## Alternate Dispositions

## Summary Notes



HIGHER ALTERNATE DISPOSITION:  NULL